

ORIGINAL MOUNT VERNON HIGH SCHOOL

8333 RICHMOND HWY, ALEXANDRIA, VA 22309

CURTAINWALL/STOREFRONT SHOP DRAWINGS

GLAZING
CONTRACTOR

999 STREET, ST
CITY, STATE 99999
PH: 999.999.9999



www.MPDRAFTING.com
P: 248.522.7096
F: 248.522.7030

ARCHITECT:

VMO ARCHITECTS

200 E. MARKET ST.
CHARLOTTESVILLE, VA 22902
434.296.5984

ARCHITECT NOTE:
ALL NOTES REQUESTING VERIFICATION,
CONFIRMATION, OR INFORMATION THAT ARE
NOT ANSWERED ARE ASSUMED TO BE
CORRECT AS SHOWN ON THESE DRAWINGS.

STAMPS/ SUBMITTALS:

| REVISION | DATE |
|----------|------------|
| 0 | 10.28.2024 |
| 1 | 02.17.2025 |
| 2 | 03.03.2025 |
| 3 | 03.31.2025 |
| 4 | 06.11.2025 |
| 5 | 08.08.2025 |
| 6 | 09.02.2025 |
| 7 | 09.15.2025 |
| 8 | 10.16.2025 |
| 9 | 10.21.2025 |
| 10 | 10.31.2025 |
| 11 | 11.20.2025 |
| 12 | 01.09.2026 |
| 13 | 01.21.2026 |
| 14 | 02.12.2026 |
| 15 | 02.25.2026 |

PROJECT NUMBER:
24-323

PROJECT NAME:
OMVHS

SHEET DESCRIPTION:
COVER SHEET

SHEET:
C1

GLAZING SCHEDULE

| | |
|--------|--|
| GL-01 | 1/4" CLEAR ANNEALED GLASS COATING: NONE |
| GL-01T | 1/4" CLEAR TEMPERED GLASS COATING: NONE |
| GL-04T | 9/16" CLEAR LAMINATED GLASS 1/4" CLEAR TEMPERED GLASS - OUTBOARD 0.060 TROSIFOL CLEAR INTERLAYER 1/4" CLEAR TEMPERED GLASS - INBOARD |
| GL-05 | 1" CLEAR GLASS 1/4" ULTRA CLEAR CLEAR ANNEALED GLASS - OUTBOARD 1/2" ARGON AIRSPACE (MILL SPACER) 1/4" LOW IRON ANNEALED GLASS - INBOARD COATING: SUNGUARD SNX 62/27 #2 |
| GL-05T | 1" CLEAR GLASS 1/4" ULTRA CLEAR TEMPERED GLASS - OUTBOARD 1/2" ARGON AIRSPACE (MILL SPACER) 1/4" LOW IRON TEMPERED GLASS - INBOARD COATING: SUNGUARD SNX 62/27 #2 |
| GL-08 | 1-5/16" CLEAR GLASS 1/4" ULTRA CLEAR TEMPERED / .060 TROSIFOL CLEAR PVB / 1/4" ULTRA CLEAR TEMPERED - OUTBOARD 1/2" ARGON AIRSPACE (MILL SPACER) 1/4" LOW IRON TEMPERED GLASS - INBOARD COATING: BIRD1ST UV #1, SUNGUARD SNX 62/27HT #4 |
| GL-10T | 1/4" LOW IRON TEMPERED GLASS COATING: NONE |

SYSTEM NOTES

SYSTEMS TYPES

SYSTEM #1: OBE RELIANCE CASSETTE CW SYSTEM 1 (2 1/2" X 10 7/8")
SYSTEM #2: OBE RELIANCE CASSETTE CW SYSTEM 1 (2 1/2" X 8")
SYSTEM #3: OBE RELIANCE CASSETTE CW SYSTEM 1 (2 1/2" X 6 3/4")
SYSTEM #4: OBE FG-3000XT CENTER SET THERMAL SF SYSTEM (2" X 4 1/2")
SYSTEM #5: OBE FG-3000 STANDARD SF SYSTEM (2" X 4 1/2")
SYSTEM #6: OBE FG-6000XT STANDARD SF SYSTEM (2" X 6")
SYSTEM #7: CR LAURENCE FAWN PASS-THRU SYSTEM
ENTRANCES: OBE WS-500TC THERMAL WIDE STILE ENTRANCES
OBE WS-500 STANDARD WIDE STILE ENTRANCES

METAL FINISHES

3-COAT CUSTOM PAINT - WHITE DOVE, PASHMINA GRAY, & NIGHTHAWK GRAY

SEALANT TYPES

DOWSIL 756 - WHITE & BROZE PER SYSTEM COLOR; DOWSIL 795 AT SSG FRAMES

STRUCTURE BY OTHERS

THE BUILDING STRUCTURE AND COMPONENTS THEREOF MUST BE CAPABLE OF SAFELY CARRYING THE LOADS IMPOSED UPON IT BY THE SYSTEMS DETAILED, INCLUDING BUT NOT LIMITED TO DEAD LOADS OF THE SYSTEMS, WIND LOADINGS, THERMAL LOADINGS, SEISMIC LOADINGS, SNOW LOADINGS AND LIVE LOADINGS.

NOTES:

THESE SHOP DRAWINGS HAVE BEEN PREPARED BASED ON ARCHITECTURAL DRAWINGS, RFI #603 - 01.21.2026 13

ENGINEERING

P.E. STRUCTURAL REVIEW INCLUDED: YES NO

TYPICAL ENGINEERING NOTE:

ENGINEERING REVIEW (IF REQUIRED) WILL BE PROVIDED AFTER 1ST SUBMITTAL APPROVAL OF THESE SHOP DRAWINGS. ALL APPLICABLE INFORMATION BELOW, SYSTEM REVIEW, REINFORCEMENT, FASTENERS, LOADS, ETC. WILL BE PROVIDED AT THAT TIME.

ARCHITECT NOTE: PLEASE VERIFY ALL INFORMATION BELOW

2018 VUSBC/IBC 2018
RISK CATEGORY III
VULT = 120 MPH
EXPOSURE B
ENCLOSED

ASD + 17 / -18 PSF ZONE 4
ASD + 17 / -22 PSF ZONE 5

SYMBOLS

| | | | |
|---------|---|--|-------------------------------|
| GL-1 | - GLAZING IDENTIFICATION | | - WORK POINT |
| X D2 | - DETAIL IDENTIFICATION /PAGE NUMBER | | - ELEVATION BENCHMARK |
| 4 | - COLUMN LINE | | - DEAD LOAD ANCHOR |
| | - SECTION | | - WIND LOAD ANCHOR |
| | - VIEW | | - REVISION NUMBER CALL-OUT |
| | - SCHEDULED HARDWARE | | - STEEL CALL-OUT |

| | |
|------------------------------|--------------------------|
| R.O. - ROUGH OPENING | N.T.S. - NOT TO SCALE |
| D.O. - DOOR OPENING | F.F. - FINISH FLOOR |
| D.L.O. - DAY LIGHT OPENING | V.I.F. - VERIFY IN FIELD |
| S.F.O. - STOREFRONT OPENING | DL - DEADLOAD |
| C.W.O. - CURTAINWALL OPENING | WL - WINDLOAD |
| G.S. - GLASS SIZE | E.O.G - EDGE OF GLASS |
| F.S. - FRAME SIZE | T/O - TOP OF |
| W.P. - WORK POINT | B/O - BOTTOM OF |
| CL - CENTER LINE | REF. - REFERENCE |

SHEET INDEX

| | |
|--------------|---------------------|
| C1 | COVER SHEET |
| H1 THRU H6 | HARDWARE SCHEDULE |
| P1 THRU P8 | FLOOR PLANS |
| BE1 THRU BE2 | BUILDING ELEVATIONS |
| E1 THRU E32 | ELEVATIONS |
| D1 THRU D43 | DETAILS |

DIMENSION VERIFICATION

FIELD VERIFIED:
GUARANTEED DIMENSIONS:

DRAWING NOTES

- MP DRAFTING & DESIGN AND THE CUSTOMER WILL ASSUME NO RESPONSIBILITY FOR ERRORS RESULTING FROM THE USE OF THESE DRAWINGS BY OTHER TRADES.
- FINAL APPROVAL BY THE GENERAL CONTRACTOR CONSTITUTES ACCEPTANCE OF ALL DEVIATIONS TO THE CONTRACT DOCUMENTS MADE BY MP DRAFTING & DESIGN AND THE CUSTOMER IN THESE DRAWINGS.
- THESE DRAWINGS REPRESENT MP DRAFTING'S AND THE CUSTOMER'S INTERPRETATION OF THE APPLICATION OF PRODUCTS TO THIS PROJECT IN FUNCTIONAL COMPLIANCE WITH THE ARCHITECT'S DRAWINGS AND SPECIFICATION. IT IS IMPORTANT THAT THIS INTERPRETATION BE REVIEWED DIMENSIONALLY AND FUNCTIONALLY WITH RESPECT TO ACTUAL ARCHITECT'S INTENT, INTERFACING CONDITIONS, MATERIAL AND JOB SITE CONDITIONS.
- ALL DIMENSIONS SHALL BE FIELD VERIFIED AND/OR APPROVED BY THE GENERAL CONTRACTOR PRIOR TO GLASS ORDERING AND FABRICATION. MP DRAFTING & DESIGN AND THE CUSTOMER WILL ASSUME NO RESPONSIBILITY FOR DIMENSIONAL ERRORS OR CHANGES RESULTING FROM FIELD CORRECTIONS.
- PROJECT MATERIALS MUST BE PROTECTED IMMEDIATELY FROM STAINING BY WET CARDBOARD PAPER AND FROM THE ACTION OF HARSH ALKALIS AND SAND IN CONCRETE, STUCCO, MORTAR OR PLASTER. THE SETTING OF THE PROJECT MATERIALS REQUIRES THE GENERAL CONTRACTOR TO CLOSELY SUPERVISE OTHER TRADES SO AS TO PREVENT MARRING OR DISCOLORATION FROM ANY CAUSE.
- ALL SEALANT JOINTS SHOULD BE SEALED WATERTIGHT FOLLOWING THE SEALANT MANUFACTURER'S RECOMMENDATIONS AS TO SIZE, METHOD OF APPLICATION AND COMPATIBILITY WITH ADJOINING MATERIALS.
- ALL FRAMING SYSTEMS SHALL BE FABRICATED & INSTALLED PER THE MANUFACTURERS INSTRUCTIONS.
- THE ROUGH OPENINGS PROVIDED MUST BE SQUARE AND WITHIN SPECIFIED BUILDING TOLERANCES.
- PERIMETER SUBSTRATE MUST BE CAPABLE OF WITHSTANDING REACTION FORCES IMPOSED BY DESIGN LOADS.
- ALL FASTENING INFORMATION TO BE VERIFIED ON SITE BY CUSTOMER FOR VARIATION FROM SHOP DRAWINGS. ALL FASTENERS SHOWN FOR REFERENCE ONLY UNLESS SPECIFICALLY CALLED OUT BY PROFESSIONAL ENGINEER.
- LAWS AND BUILDING AND SAFETY CODES GOVERNING THE DESIGN AND USE OF GLAZING ENTRANCE, WINDOW AND CURTAIN WALL PRODUCTS VARY WIDELY. MP DRAFTING & DESIGN AND THE CUSTOMER DOES NOT CONTROL THESE SELECTION OF PRODUCT CONFIGURATIONS, OPERATING HARDWARE OR GLAZING MATERIALS AND ASSUMES NO RESPONSIBILITY.
- SEE CUSTOMER'S QUOTATION FOR ANY EXCLUDED ITEMS NOT NOTED WITHIN.

PROPRIETARY NOTICE:
THIS DRAWING SHEET AND CONTENTS HEREIN ARE PROPERTY OF MP DRAFTING & DESIGN AND ITS CUSTOMERS. USE OF THESE DRAWINGS, ITS CONTENT AND DESIGN CONCEPTS ARE INTENDED FOR THE USE OF THE INTENDED RECIPIENT. MP DRAFTING & DESIGN AND ITS CUSTOMERS ARE NOT RESPONSIBLE FOR USE BY OTHER PARTIES.

REVISIONS

| REV | DESCRIPTION | DATE | BY |
|-----|-----------------------------|------------|-----|
| 5 | 6TH SUBMITTAL | 08.08.2025 | SJB |
| 6 | 7TH SUBMITTAL | 09.02.2025 | SJB |
| 7 | 8TH SUBMITTAL | 09.15.2025 | SJB |
| 8 | 9TH SUBMITTAL | 10.16.2025 | SJB |
| 9 | 10TH SUBMITTAL | 10.21.2025 | SJB |
| 10 | 11TH SUBMITTAL | 10.31.2025 | SJB |
| 11 | APPROVED HARDWARE SCHEDULES | 11.20.2025 | SJB |
| 12 | UPDATED HARDWARE SCHEDULES | 01.09.2026 | SJB |
| 13 | 12TH SUBMITTAL | 01.21.2026 | SJB |
| 14 | 13TH SUBMITTAL | 02.12.2026 | SJB |

NOTE SYMBOL KEY



ARCHITECT NOTE



ENGINEERING NOTE
ENGINEER OF RECORD
OR DELEGATED DESIGN



GLAZING CONTRACTOR
OR PROJECT MANAGER
NOTE



FABRICATOR OR
INSTALLER NOTE

HARDWARE SET #: 05A.2

| DOOR/ELEVATION: B116A/E23 | | | | |
|-------------------------------|--------------------------------|------------------|---------|--------------------------------|
| DOOR SIZE: (2) 3'-0" x 6'-11" | | | | |
| QTY (EACH) | PART # | DESCRIPTION | FINISH | MANUFACTURER |
| 2 | 112XY 83" CUSTOM CUT TO LENGTH | CONTINUOUS HINGE | 628 | (HC-1) IVES |
| 1 | 350 .3' | TOUCH BAR | 626 | (ED-1) VON DUPRIN |
| 2 | 9264F-36 O | DOOR PULL | 630-316 | (PP-1) IVES |
| 2 | 104S | OVERHEAD STOP | 630 | (OH-1) GLYNN JOHNSON |
| 2 | 39A X 36" | SWEEP | | (SW-1) ZERO INTERNATIONAL INC. |
| 2 | 223 | ANCHOR | | (OT-1) ZERO INTERNATIONAL INC. |
| 1 | 4050EDA | SURFACE CLOSER | 689 | (CL-1) LCN CLOSERS |
| 1 | 4050A-30 | SHOE | 689 | (CL-1) LCN CLOSERS |
| 1 | 4050A-61 | SPACER | 689 | (CL-2) LCN CLOSERS |

NOTES: AUTO OPERATOR, ACCESSORIES BY OTHERS
WIDE STILE REQUIRED

HARDWARE SET #: 10

| DOOR/ELEVATION: B206/E24 | | | | |
|--------------------------|--|-------------------------|--------|--------------------|
| DOOR SIZE: 3'-0" x 7'-0" | | | | |
| QTY (EACH) | PART # | DESCRIPTION | FINISH | MANUFACTURER |
| 1 | 112XY 83" EPT | CONTINUOUS HINGE | 710 | (HC-9) IVES |
| 1 | EPT10.CON | ELECTRIC POWER TRANSFER | 689 | (PT-2) VON DUPRIN |
| 1 | .QEL .RX 35A.NLOP .CON .24VDC .3' .388 (STD) | RIM EXIT DEVICE | 626 | (ED-14) VON DUPRIN |
| 1 | 20-057.ICX | CYLINDER | 643e | (CY-5) SCHLAGE |
| 1 | 48-056-ICX | CONTROL KEY | | (CY-2) SCHLAGE |
| 1 | 48-101-ICX | KEY | | (CY-3) SCHLAGE |
| 1 | CON-32P | WIRE HARNESS | | (EA-1) SCHLAGE |
| 1 | CON-6W | WIRE HARNESS | | (EA-2) SCHLAGE |

NOTES: AUTO OPERATOR, ACCESSORIES BY OTHERS.
DOOR PULL TO MATCH EXISTING
INTERCOM-REMOTE RELEASE, CARD READER, DOOR POSITION SWITCH BY OTHERS
FINAL CORES BY OTHERS
PROVIDE EXISTING DOOR PULL INFORMATION PER PREVIOUS SUBMITTAL REQUESTS.

HARDWARE SET #: 19C

| DOOR/ELEVATION: C-C3/E3 | | | | |
|-------------------------------|--|-------------------------|--------|---------------------------------|
| DOOR SIZE: (2) 3'-2" x 10'-0" | | | | |
| QTY (EACH) | PART # | DESCRIPTION | FINISH | MANUFACTURER |
| 2 | 112XY 119" EPT | CONTINUOUS HINGE | 710 | (HC-11) IVES |
| 2 | EPT10.CON | ELECTRIC POWER TRANSFER | 695 | (PT-1) VON DUPRIN |
| 1 | 154 | STABILIZER | 695 | (MU-2) VON DUPRIN |
| 1 | KR4954 10'6 | MULLION | 695 | (MU-3) VON DUPRIN |
| 1 | .QEL .RX 35A.NLOP .CON .24VDC .4' .388 (STD) | RIM EXIT DEVICE | 710 | (ED-4) VON DUPRIN |
| 1 | .QEL.RX 35A.EO .CON .24VDC .4' | RIM EXIT DEVICE | 710 | (ED-5) VON DUPRIN |
| 1 | 20-057.ICX | CYLINDER | 643e | (CY-5) SCHLAGE |
| 2 | 48-056-ICX | CONTROL KEY | | (CY-2) SCHLAGE |
| 2 | 48-101-ICX | KEY | | (CY-3) SCHLAGE |
| 1 | 20-061 .ICX. .XQ11-948 | CYLINDER | 643e | (CY-6) SCHLAGE |
| 2 | 9264F-36 O | DOOR PULL | 613 | (PP-3) IVES |
| 1 | 4050A-30 | SHOE | 695 | (CL-9) LCN CLOSERS |
| 1 | 4050A-61 | SPACER | 695 | (CL-10) LCN CLOSERS |
| 1 | 4050A SCUSH. TBSRT | SURFACE CLOSER | 695 | (CL-7) LCN CLOSERS |
| 1 | 4050A-18PA | DROP PLATE | 695 | (CL-8) LCN CLOSERS |
| 2 | 8400 B-CS 10"X 36" | KICK PLATE | US10B | (KP-7) IVES |
| 1 | 625A X 84" | THRESHOLD | | (TH-9) ZERO INTERNATIONAL INC. |
| 1 | 142AA X 80" | RAIN DRIP | | (GA-12) ZERO INTERNATIONAL INC. |
| 1 | 488S-BK 25' | GASKETING | | (GA-6) ZERO INTERNATIONAL INC. |
| 2 | 8198D X 48" | SWEEP | | (SW-7) ZERO INTERNATIONAL INC. |
| 2 | CON-32P | WIRE HARNESS | | (EA-1) SCHLAGE |
| 2 | CON-6W | WIRE HARNESS | | (EA-2) SCHLAGE |
| 2 | 223 | ANCHOR | | (OT-1) ZERO INTERNATIONAL INC. |

NOTES: AUTO OPERATOR, ACCESSORIES BY OTHERS.
INTERCOM-REMOTE RELEASE, CARD READER, DOOR POSITION SWITCH BY OTHERS
FINAL CORES BY OTHERS

HARDWARE SET #: 08

| DOOR/ELEVATION: E-D7/E15 | | | | |
|--------------------------|--|-------------------------|---------|--------------------------------|
| DOOR SIZE: 3'-0" x 7'-0" | | | | |
| QTY (EACH) | PART # | DESCRIPTION | FINISH | MANUFACTURER |
| 1 | 112XY 83" EPT | CONTINUOUS HINGE | 628 | (HC-2) IVES |
| 1 | EPT10.CON | ELECTRIC POWER TRANSFER | 689 | (PT-1) VON DUPRIN |
| 1 | .QEL .RX 35A.NLOP .CON .24VDC .3' .388 (STD) | RIM EXIT DEVICE | 626 | (ED-2) VON DUPRIN |
| 1 | 20-057.ICX | CYLINDER | 626 | (CY-1) SCHLAGE |
| 1 | 48-056-ICX | CONTROL KEY | | (CY-2) SCHLAGE |
| 1 | 48-101-ICX | KEY | | (CY-3) SCHLAGE |
| 1 | 9264F-36 O | DOOR PULL | 630-316 | (PP-1) IVES |
| 1 | 104S | OVERHEAD STOP | 630 | (OH-1) GLYNN JOHNSON |
| 1 | 8400 B-CS 10"X 34" | KICK PLATE | US32D | (KP-1) IVES |
| 1 | 625A X 36" | THRESHOLD | | (TH-2) ZERO INTERNATIONAL INC. |
| 1 | 142AA X 40" | RAIN DRIP | | (GA-1) ZERO INTERNATIONAL INC. |
| 1 | 488S-BK 17' PSA | GASKETING | | (GA-2) ZERO INTERNATIONAL INC. |
| 1 | 8198AA X 36" | SWEEP | | (SW-2) ZERO INTERNATIONAL INC. |
| 1 | CON-32P | WIRE HARNESS | | (EA-1) SCHLAGE |
| 1 | CON-6W | WIRE HARNESS | | (EA-2) SCHLAGE |
| 1 | 223 | ANCHOR | | (OT-1) ZERO INTERNATIONAL INC. |

NOTES: AUTO OPERATOR, ACCESSORIES BY OTHERS.
MULTITECH READER, DOOR POSITION SWITCH BY OTHERS
FINAL CORES BY OTHERS

HARDWARE SET #: 19

| DOOR/ELEVATION: B-B6/E17 | | | | |
|------------------------------|--|-------------------------|--------|---------------------------------|
| DOOR SIZE: (2) 3'-0" x 6'-7" | | | | |
| QTY (EACH) | PART # | DESCRIPTION | FINISH | MANUFACTURER |
| 2 | 112XY 83" EPT - CUSTOM CUT TO LENGTH | CONTINUOUS HINGE | 710 | (HC-9) IVES |
| 2 | EPT10.CON | ELECTRIC POWER TRANSFER | 695 | (PT-2) VON DUPRIN |
| 1 | KR4954 7'6 | MULLION | 695 | (MU-5) VON DUPRIN |
| 1 | 154 | STABILIZER | 695 | (MU-6) VON DUPRIN |
| 1 | .QEL .RX 35A.NLOP .CON .24VDC .3' .388 (STD) | RIM EXIT DEVICE | 710 | (ED-14) VON DUPRIN |
| 1 | .QEL .RX 35A.EO .CON .24VDC .3' | RIM EXIT DEVICE | 710 | (ED-17) VON DUPRIN |
| 1 | 20-057.ICX | CYLINDER | 643e | (CY-5) SCHLAGE |
| 2 | 48-056-ICX | CONTROL KEY | | (CY-2) SCHLAGE |
| 2 | 48-101-ICX | KEY | | (CY-3) SCHLAGE |
| 1 | 20-061 .ICX. .XQ11-948 | CYLINDER | 643e | (CY-6) SCHLAGE |
| 2 | 9264F-36 O | DOOR PULL | 613 | (PP-3) IVES |
| 1 | 4050A-30 | SHOE | 695 | (CL-9) LCN CLOSERS |
| 1 | 4050A-61 | SPACER | 695 | (CL-10) LCN CLOSERS |
| 1 | 4050A SCUSH. TBSRT | SURFACE CLOSER | 695 | (CL-7) LCN CLOSERS |
| 1 | 4050A-18PA | DROP PLATE | 695 | (CL-8) LCN CLOSERS |
| 2 | 8400 B-CS 10"X 34" | KICK PLATE | US10B | (KP-6) IVES |
| 1 | 625D X 72" | THRESHOLD | | (TH-8) ZERO INTERNATIONAL INC. |
| 1 | 142D X 86" | RAIN DRIP | | (GA-12) ZERO INTERNATIONAL INC. |
| 1 | 488S-BK 20' | GASKETING | | (GA-4) ZERO INTERNATIONAL INC. |
| 2 | 8198D X 36" | SWEEP | | (SW-5) ZERO INTERNATIONAL INC. |
| 2 | CON-32P | WIRE HARNESS | | (EA-1) SCHLAGE |
| 2 | CON-6W | WIRE HARNESS | | (EA-2) SCHLAGE |
| 2 | 223 | ANCHOR | | (OT-1) ZERO INTERNATIONAL INC. |

NOTES: AUTO OPERATOR, ACCESSORIES BY OTHERS.
INTERCOM-REMOTE RELEASE, MULTITECH READER, DOOR POSITION SWITCH BY OTHERS
FINAL CORES BY OTHERS

GLAZING CONTRACTOR

999 STREET, ST
CITY, STATE 99999

PH: 999.999.9999



www.MPDRAFTING.com

P: 248.522.7096
F: 248.522.7030

ARCHITECT:

VMDO ARCHITECTS

200 E. MARKET ST.
CHARLOTTESVILLE, VA 22902
434.296.5984

ARCHITECT NOTE:
ALL NOTES REQUESTING VERIFICATION,
CONFIRMATION, OR INFORMATION THAT ARE
NOT ANSWERED ARE ASSUMED TO BE
CORRECT AS SHOWN ON THESE DRAWINGS.

STAMPS/ SUBMITTALS:

| REVISION | DATE |
|----------|------------|
| 0 | 10.28.2024 |
| 1 | 02.17.2025 |
| 2 | 03.03.2025 |
| 3 | 03.31.2025 |
| 4 | 06.11.2025 |
| 5 | 08.08.2025 |
| 6 | 09.02.2025 |
| 7 | 09.15.2025 |
| 8 | 10.16.2025 |
| 9 | 10.21.2025 |
| 10 | 10.31.2025 |
| 11 | 11.20.2025 |
| 12 | 01.09.2026 |
| 13 | 01.21.2026 |
| 14 | 02.12.2026 |
| 15 | 02.25.2026 |

PROJECT NUMBER:
24-323

PROJECT NAME:
OMVHS

SHEET DESCRIPTION:
HARDWARE SCHEDULE

SHEET:
H1

HARDWARE SET #: 19.2

| DOOR/ELEVATION: D-D2/E19 | | | | |
|------------------------------|--|-------------------------|---------|--------------------------------|
| DOOR SIZE: (2) 3'-0" x 8'-0" | | | | |
| QTY (EACH) | PART # | DESCRIPTION | FINISH | MANUFACTURER |
| 4 | 112XY 95" EPT | CONTINUOUS HINGE | 628 | (HC-5) IVES |
| 4 | EPT10.CON | ELECTRIC POWER TRANSFER | 689 | (PT-1) VON DUPRIN |
| 2 | KR4954 8'6 | MULLION | 689 | (MU-4) VON DUPRIN |
| 2 | 154 | STABILIZER | 689 | (MU-2) VON DUPRIN |
| 2 | .QEL .RX 35A.NLOP .CON .24VDC .3' .388 (STD) | RIM EXIT DEVICE | 626 | (ED-2) VON DUPRIN |
| 2 | .QEL .RX 35A.EO .CON .24VDC .3' | RIM EXIT DEVICE | 626 | (ED-3) VON DUPRIN |
| 2 | 20-057.ICX | CYLINDER | 626 | (CY-1) SCHLAGE |
| 4 | 48-056-ICX | CONTROL KEY | | (CY-2) SCHLAGE |
| 4 | 48-101-ICX | KEY | | (CY-3) SCHLAGE |
| 2 | 20-061 .ICX. .XQ11-948 | CYLINDER | 626 | (CY-4) SCHLAGE |
| 4 | 9264F-36 O | DOOR PULL | 630-316 | (PP-1) IVES |
| 2 | 4050A-30 | SHOE | 689 | (CL-1) LCN CLOSERS |
| 2 | 4050A-61 | SPACER | 689 | (CL-2) LCN CLOSERS |
| 2 | 4050A SCUSH. TBSRT | SURFACE CLOSER | 689 | (CL-3) LCN CLOSERS |
| 2 | 4050A-18PA | DROP PLATE | 689 | (CL-4) LCN CLOSERS |
| 4 | 8400 B-CS 10"X 34" | KICK PLATE | US32D | (KP-1) IVES |
| 2 | 625A X 72" | THRESHOLD | | (TH-1) ZERO INTERNATIONAL INC. |
| 2 | 142AA X 76" | RAIN DRIP | | (GA-3) ZERO INTERNATIONAL INC. |
| 2 | 488S-BK 20' PSA | GASKETING | | (GA-4) ZERO INTERNATIONAL INC. |
| 4 | 39A X 36" | SWEEP | | (SW-2) ZERO INTERNATIONAL INC. |
| 4 | CON-32P | WIRE HARNESS | | (EA-1) SCHLAGE |
| 4 | CON-6W | WIRE HARNESS | | (EA-2) SCHLAGE |
| 4 | 223 | ANCHOR | | (OT-1) ZERO INTERNATIONAL INC. |

NOTES: AUTO OPERATOR, ACCESSORIES BY OTHERS.
 INTERCOM-REMOTE RELEASE, CARD READER, DOOR POSITION SWITCH BY OTHERS
 FINAL CORES BY OTHERS

HARDWARE SET #: 19B

| DOOR/ELEVATION: F-D3/E21 | | | | |
|------------------------------|--|-------------------------|---------|--------------------------------|
| DOOR SIZE: (2) 3'-2" x 8'-0" | | | | |
| QTY (EACH) | PART # | DESCRIPTION | FINISH | MANUFACTURER |
| 2 | 112XY 95" EPT | CONTINUOUS HINGE | 628 | (HC-5) IVES |
| 2 | EPT10.CON | ELECTRIC POWER TRANSFER | 689 | (PT-1) VON DUPRIN |
| 1 | 154 | STABILIZER | 689 | (MU-2) VON DUPRIN |
| 1 | KR4954 8'6 | MULLION | 689 | (MU-3) VON DUPRIN |
| 1 | .QEL .RX 35A.NLOP .CON .24VDC .4' .388 (STD) | RIM EXIT DEVICE | 626 | (ED-5) VON DUPRIN |
| 1 | QEL.RX 35A.EO .CON 4' | RIM EXIT DEVICE | 626 | (ED-4) VON DUPRIN |
| 1 | 20-057.ICX | CYLINDER | 626 | (CY-1) SCHLAGE |
| 2 | 48-056-ICX | CONTROL KEY | | (CY-2) SCHLAGE |
| 2 | 48-101-ICX | KEY | | (CY-3) SCHLAGE |
| 1 | 20-061 .ICX. .XQ11-948 | CYLINDER | 626 | (CY-4) SCHLAGE |
| 2 | 9264F-36 O | DOOR PULL | 630-316 | (PP-1) IVES |
| 2 | 4050A-30 | SHOE | 689 | (CL-1) LCN CLOSERS |
| 2 | 4050A-61 | SPACER | 689 | (CL-2) LCN CLOSERS |
| 2 | 4050A SCUSH. TBSRT | SURFACE CLOSER | 689 | (CL-3) LCN CLOSERS |
| 2 | 4050A-18PA | DROP PLATE | 689 | (CL-4) LCN CLOSERS |
| 2 | 8400 B-CS 10"X 36" | KICK PLATE | US32D | (KP-2) IVES |
| 1 | 625A X 84" | THRESHOLD | | (TH-3) ZERO INTERNATIONAL INC. |
| 1 | 488S-BK 20' PSA | GASKETING | | (GA-4) ZERO INTERNATIONAL INC. |
| 1 | 142AA X 79" | RAIN DRIP | | (GA-5) ZERO INTERNATIONAL INC. |
| 2 | 8198AA X 48" | SWEEP | | (SW-3) ZERO INTERNATIONAL INC. |
| 2 | CON-32P | WIRE HARNESS | | (EA-1) SCHLAGE |
| 2 | CON-6W | WIRE HARNESS | | (EA-2) SCHLAGE |
| 2 | 223 | ANCHOR | | (OT-1) ZERO INTERNATIONAL INC. |

NOTES: INTERCOM-REMOTE RELEASE, CARD READER, DOOR POSITION SWITCH BY OTHERS
 FINAL CORES BY OTHERS

HARDWARE SET #: 19A

| DOOR/ELEVATION: B-D13/E17 | | | | |
|------------------------------|--|-------------------------|--------|---------------------------------|
| DOOR SIZE: (2) 3'-0" x 6'-7" | | | | |
| QTY (EACH) | PART # | DESCRIPTION | FINISH | MANUFACTURER |
| 2 | 112XY 83" EPT - CUSTOM CUT TO LENGTH | CONTINUOUS HINGE | 710 | (HC-9) IVES |
| 2 | EPT10.CON | ELECTRIC POWER TRANSFER | 695 | (PT-2) VON DUPRIN |
| 1 | KR4954 7'6 | MULLION | 695 | (MU-5) VON DUPRIN |
| 1 | 154 | STABILIZER | 695 | (MU-6) VON DUPRIN |
| 1 | .QEL .RX 35A.NLOP .CON .24VDC .3' .388 (STD) | RIM EXIT DEVICE | 710 | (ED-14) VON DUPRIN |
| 1 | .QEL .RX 35A.EO .CON .24VDC .3' | RIM EXIT DEVICE | 710 | (ED-17) VON DUPRIN |
| 1 | 20-057.ICX | CYLINDER | 643e | (CY-5) SCHLAGE |
| 2 | 48-056-ICX | CONTROL KEY | | (CY-2) SCHLAGE |
| 2 | 48-101-ICX | KEY | | (CY-3) SCHLAGE |
| 1 | 20-061 .ICX. .XQ11-948 | CYLINDER | 643e | (CY-6) SCHLAGE |
| 2 | 9264F-36 O | DOOR PULL | 613 | (PP-3) IVES |
| 1 | 4050A-30 | SHOE | 695 | (CL-9) LCN CLOSERS |
| 1 | 4050A-61 | SPACER | 695 | (CL-10) LCN CLOSERS |
| 1 | 4050A SCUSH. TBSRT | SURFACE CLOSER | 695 | (CL-7) LCN CLOSERS |
| 1 | 4050A-18PA | DROP PLATE | 695 | (CL-8) LCN CLOSERS |
| 2 | 8400 B-CS 10"X 34" | KICK PLATE | US10B | (KP-6) IVES |
| 1 | 625D X 72" | THRESHOLD | | (TH-8) ZERO INTERNATIONAL INC. |
| 1 | 142D X 76" | RAIN DRIP | | (GA-12) ZERO INTERNATIONAL INC. |
| 1 | 488S-BK 20' | GASKETING | | (GA-4) ZERO INTERNATIONAL INC. |
| 2 | 8198D X 36" | SWEEP | | (SW-5) ZERO INTERNATIONAL INC. |
| 2 | CON-32P | WIRE HARNESS | | (EA-1) SCHLAGE |
| 2 | CON-6W | WIRE HARNESS | | (EA-2) SCHLAGE |
| 2 | 223 | ANCHOR | | (OT-1) ZERO INTERNATIONAL INC. |

NOTES: AUTO OPERATOR, ACCESSORIES BY OTHERS.
 INTERCOM-REMOTE RELEASE, MULTITECH READER, DOOR POSITION SWITCH BY OTHERS
 FINAL CORES BY OTHERS

**HARDWARE SET
 19D
 REMOVED**

**GLAZING
 CONTRACTOR**

999 STREET, ST
 CITY, STATE 99999

PH: 999.999.9999



www.MPDRAFTING.com

P: 248.522.7096
 F: 248.522.7030

ARCHITECT:

VMDO ARCHITECTS

200 E. MARKET ST.
 CHARLOTTESVILLE, VA 22902
 434.296.5984

ARCHITECT NOTE:
 ALL NOTES REQUESTING VERIFICATION,
 CONFIRMATION, OR INFORMATION THAT ARE
 NOT ANSWERED ARE ASSUMED TO BE
 CORRECT AS SHOWN ON THESE DRAWINGS.

**STAMPS/
 SUBMITTALS:**

| REVISION | DATE |
|----------|------------|
| 0 | 10.28.2024 |
| 1 | 02.17.2025 |
| 2 | 03.03.2025 |
| 3 | 03.31.2025 |
| 4 | 06.11.2025 |
| 5 | 08.08.2025 |
| 6 | 09.02.2025 |
| 7 | 09.15.2025 |
| 8 | 10.16.2025 |
| 9 | 10.21.2025 |
| 10 | 10.31.2025 |
| 11 | 11.20.2025 |
| 12 | 01.09.2026 |
| 13 | 01.21.2026 |
| 14 | 02.12.2026 |
| 15 | 02.25.2026 |

PROJECT NUMBER:
24-323

PROJECT NAME:
OMVHS

SHEET DESCRIPTION:
HARDWARE SCHEDULE

SHEET:
H2

HARDWARE SET #: 19D.1

| DOOR/ELEVATION: D101/E31 | | | | |
|------------------------------|--|-------------------------|--------|--------------------------------|
| DOOR SIZE: (2) 3'-0" x 7'-0" | | | | |
| QTY (EACH) | PART # | DESCRIPTION | FINISH | MANUFACTURER |
| 2 | 112XY 83" EPT | CONTINUOUS HINGE | 710 | (HC-14) IVES |
| 2 | EPT10.CON | ELECTRIC POWER TRANSFER | 695 | (PT-2) VON DUPRIN |
| 1 | KR4954 7'6 | MULLION | 695 | (MU-5) VON DUPRIN |
| 1 | 154 | STABILIZER | 695 | (MU-6) VON DUPRIN |
| 1 | .QEL .RX 35A.NLOP .CON .24VDC .3' .388 (STD) | RIM EXIT DEVICE | 710 | (ED-14) VON DUPRIN |
| 1 | .QEL .RX 35A.EO .CON .24VDC .3' | RIM EXIT DEVICE | 710 | (ED-17) VON DUPRIN |
| 1 | 20-057.ICX | CYLINDER | 643e | (CY-5) SCHLAGE |
| 2 | 48-056-ICX | CONTROL KEY | | (CY-2) SCHLAGE |
| 2 | 48-101-ICX | KEY | | (CY-3) SCHLAGE |
| 1 | 20-061 .ICX. .XQ11-948 | CYLINDER | 643e | (CY-6) SCHLAGE |
| 2 | 9264F-36 O | DOOR PULL | 613 | (PP-3) IVES |
| 1 | 4050A-30 | SHOE | 695 | (CL-9) LCN CLOSERS |
| 1 | 4050A-61 | SPACER | 695 | (CL-10) LCN CLOSERS |
| 1 | 4050A SCUSH. TBSRT | SURFACE CLOSER | 695 | (CL-7) LCN CLOSERS |
| 1 | 4050A-18PA | DROP PLATE | 695 | (CL-8) LCN CLOSERS |
| 2 | 8400 B-CS 10"X 34" | KICK PLATE | US10B | (KP-6) IVES |
| 1 | 625D X 72" | THRESHOLD | | (TH-8) ZERO INTERNATIONAL INC. |
| 1 | 488S-BK 20' | GASKETING | | (GA-4) ZERO INTERNATIONAL INC. |
| 2 | 8198D X 36" | SWEEP | | (SW-5) ZERO INTERNATIONAL INC. |
| 2 | CON-32P | WIRE HARNESS | | (EA-1) SCHLAGE |
| 2 | CON-6W | WIRE HARNESS | | (EA-2) SCHLAGE |
| 2 | 223 | ANCHOR | | (OT-1) ZERO INTERNATIONAL INC. |

NOTES: AUTO OPERATOR, ACCESSORIES BY OTHERS.

INTERCOM-REMOTE RELEASE, MULTITECH READER, DOOR POSITION SWITCH BY OTHERS

FINAL CORES BY OTHERS

HARDWARE SET #: 19H

| DOOR/ELEVATION: D101A/E27 | | | | |
|------------------------------|--|-------------------------|---------|--------------------------------|
| DOOR SIZE: (2) 3'-0" x 7'-0" | | | | |
| QTY (EACH) | PART # | DESCRIPTION | FINISH | MANUFACTURER |
| 2 | 112XY 83" EPT | CONTINUOUS HINGE | 628 | (HC-2) IVES |
| 2 | EPT10.CON | ELECTRIC POWER TRANSFER | 689 | (PT-1) VON DUPRIN |
| 1 | KR4954 7'6 | MULLION | 689 | (MU-1) VON DUPRIN |
| 1 | 154 | STABILIZER | 689 | (MU-2) VON DUPRIN |
| 1 | .QEL .RX 35A.NLOP .CON .24VDC .3' .388 (STD) | RIM EXIT DEVICE | 626 | (ED-2) VON DUPRIN |
| 1 | .QEL .RX 35A.EO .CON .24VDC .3' | RIM EXIT DEVICE | 626 | (ED-3) VON DUPRIN |
| 1 | 20-057.ICX | CYLINDER | 626 | (CY-1) SCHLAGE |
| 2 | 48-056-ICX | CONTROL KEY | | (CY-2) SCHLAGE |
| 2 | 48-101-ICX | KEY | | (CY-3) SCHLAGE |
| 1 | 20-061 .ICX. .XQ11-948 | CYLINDER | 626 | (CY-4) SCHLAGE |
| 2 | 9264F-36 O | DOOR PULL | 630-316 | (PP-1) IVES |
| 2 | 8400 B-CS 10"X 34" | KICK PLATE | US32D | (KP-1) IVES |
| 1 | 625A X 72" | THRESHOLD | | (TH-1) ZERO INTERNATIONAL INC. |
| 1 | 488S-BK 20' PSA | GASKETING | | (GA-4) ZERO INTERNATIONAL INC. |
| 2 | 39A X 36" | SWEEP | | (SW-1) ZERO INTERNATIONAL INC. |
| 2 | CON-32P | WIRE HARNESS | | (EA-1) SCHLAGE |
| 2 | CON-6W | WIRE HARNESS | | (EA-2) SCHLAGE |
| 2 | 223 | ANCHOR | | (OT-1) ZERO INTERNATIONAL INC. |
| 1 | 4050A.EDA.TBSRT | SURFACE CLOSER | 689 | (CL-6) LCN CLOSERS |
| 1 | 4050A-30 | SHOE | 689 | (CL-1) LCN CLOSERS |
| 1 | 4050A-61 | SPACER | 689 | (CL-2) LCN CLOSERS |
| 2 | SEM7850 | MAG HOLDER | 689 | (ST-1) LCN CLOSERS |
| 1 | 4050A-18PA | DROP PLATE | 689 | (CL-4) LCN CLOSERS |

NOTES: AUTO OPERATOR, ACCESSORIES BY OTHERS.

INTERCOM-REMOTE RELEASE, CARD READER, DOOR POSITION SWITCH BY OTHERS

FINAL CORES BY OTHERS

HARDWARE SET #: 19D

| DOOR/ELEVATION: E101/E29 | | | | |
|------------------------------|--|-------------------------|---------|--------------------------------|
| DOOR SIZE: (2) 3'-0" x 7'-0" | | | | |
| QTY (EACH) | PART # | DESCRIPTION | FINISH | MANUFACTURER |
| 2 | 112XY 83" EPT | CONTINUOUS HINGE | 628 | (HC-2) IVES |
| 2 | EPT10.CON | ELECTRIC POWER TRANSFER | 689 | (PT-1) VON DUPRIN |
| 1 | KR4954 7'6 | MULLION | 689 | (MU-1) VON DUPRIN |
| 1 | 154 | STABILIZER | 689 | (MU-2) VON DUPRIN |
| 1 | .QEL .RX 35A.NLOP .CON .24VDC .3' .388 (STD) | RIM EXIT DEVICE | 626 | (ED-2) VON DUPRIN |
| 1 | .QEL .RX 35A.EO .CON .24VDC .3' | RIM EXIT DEVICE | 626 | (ED-3) VON DUPRIN |
| 1 | 20-057.ICX | CYLINDER | 626 | (CY-1) SCHLAGE |
| 2 | 48-056-ICX | CONTROL KEY | | (CY-2) SCHLAGE |
| 2 | 48-101-ICX | KEY | | (CY-3) SCHLAGE |
| 1 | 20-061 .ICX. .XQ11-948 | CYLINDER | 626 | (CY-4) SCHLAGE |
| 2 | 9264F-36 O | DOOR PULL | 630-316 | (PP-1) IVES |
| 1 | 4050A-30 | SHOE | 689 | (CL-1) LCN CLOSERS |
| 1 | 4050A-61 | SPACER | 689 | (CL-2) LCN CLOSERS |
| 1 | 4050A SCUSH. TBSRT | SURFACE CLOSER | 689 | (CL-3) LCN CLOSERS |
| 1 | 4050A-18PA | DROP PLATE | 689 | (CL-4) LCN CLOSERS |
| 2 | 8400 B-CS 10"X 34" | KICK PLATE | US32D | (KP-1) IVES |
| 1 | 625A X 72" | THRESHOLD | | (TH-1) ZERO INTERNATIONAL INC. |
| 1 | 488S-BK 20' PSA | GASKETING | | (GA-4) ZERO INTERNATIONAL INC. |
| 2 | 39A X 36" | SWEEP | | (SW-1) ZERO INTERNATIONAL INC. |
| 2 | CON-32P | WIRE HARNESS | | (EA-1) SCHLAGE |
| 2 | CON-6W | WIRE HARNESS | | (EA-2) SCHLAGE |
| 2 | 223 | ANCHOR | | (OT-1) ZERO INTERNATIONAL INC. |

NOTES: AUTO OPERATOR, ACCESSORIES BY OTHERS.

INTERCOM-REMOTE RELEASE, CARD READER, DOOR POSITION SWITCH BY OTHERS

FINAL CORES BY OTHERS

HARDWARE SET
19J
REMOVED

GLAZING CONTRACTOR

999 STREET, ST
CITY, STATE 99999

PH: 999.999.9999



www.MPDRAFTING.com

P: 248.522.7096

F: 248.522.7030

ARCHITECT:

VMDO ARCHITECTS

200 E. MARKET ST.
CHARLOTTESVILLE, VA 22902
434.296.5984

ARCHITECT NOTE:
ALL NOTES REQUESTING VERIFICATION,
CONFIRMATION, OR INFORMATION THAT ARE
NOT ANSWERED ARE ASSUMED TO BE
CORRECT AS SHOWN ON THESE DRAWINGS.

STAMPS/ SUBMITTALS:

| REVISION | DATE |
|----------|------------|
| 0 | 10.28.2024 |
| 1 | 02.17.2025 |
| 2 | 03.03.2025 |
| 3 | 03.31.2025 |
| 4 | 06.11.2025 |
| 5 | 08.08.2025 |
| 6 | 09.02.2025 |
| 7 | 09.15.2025 |
| 8 | 10.16.2025 |
| 9 | 10.21.2025 |
| 10 | 10.31.2025 |
| 11 | 11.20.2025 |
| 12 | 01.09.2026 |
| 13 | 01.21.2026 |
| 14 | 02.12.2026 |
| 15 | 02.25.2026 |

PROJECT NUMBER:
24-323

PROJECT NAME:
OMVHS

SHEET DESCRIPTION:
HARDWARE SCHEDULE

SHEET:
H3

GLAZING CONTRACTOR

999 STREET, ST
CITY, STATE 99999
PH: 999.999.9999



www.MPDRAFTING.com
P: 248.522.7096
F: 248.522.7030

ARCHITECT:

VMDO ARCHITECTS

200 E. MARKET ST.
CHARLOTTESVILLE, VA 22902
434.296.5984

ARCHITECT NOTE:
ALL NOTES REQUESTING VERIFICATION,
CONFIRMATION, OR INFORMATION THAT ARE
NOT ANSWERED ARE ASSUMED TO BE
CORRECT AS SHOWN ON THESE DRAWINGS.

STAMPS/ SUBMITTALS:

| REVISION | DATE |
|----------|------------|
| 0 | 10.28.2024 |
| 1 | 02.17.2025 |
| 2 | 03.03.2025 |
| 3 | 03.31.2025 |
| 4 | 06.11.2025 |
| 5 | 08.08.2025 |
| 6 | 09.02.2025 |
| 7 | 09.15.2025 |
| 8 | 10.16.2025 |
| 9 | 10.21.2025 |
| 10 | 10.31.2025 |
| 11 | 11.20.2025 |
| 12 | 01.09.2026 |
| 13 | 01.21.2026 |
| 14 | 02.12.2026 |
| 15 | 02.25.2026 |

PROJECT NUMBER:
24-323

PROJECT NAME:
OMVHS

SHEET DESCRIPTION:
HARDWARE SCHEDULE

SHEET:
H4

HARDWARE SET #: 20

| DOOR/ELEVATION: C-C2/E3 | | | | |
|-------------------------------|---------------------------------|-------------------------|--------|---------------------------------|
| DOOR SIZE: (2) 3'-2" x 10'-0" | | | | |
| QTY (EACH) | PART # | DESCRIPTION | FINISH | MANUFACTURER |
| 2 | 112XY 119" EPT | CONTINUOUS HINGE | 710 | (HC-11) IVES |
| 2 | EPT10.CON | ELECTRIC POWER TRANSFER | 695 | (PT-2) VON DUPRIN |
| 1 | 154 | STABILIZER | 695 | (MU-6) VON DUPRIN |
| 1 | KR4954 10' 6" | MULLION | 695 | (MU-7) VON DUPRIN |
| 2 | .QEL .RX 35A.EO .CON .24VDC .4' | RIM EXIT DEVICE | 710 | (ED-22) VON DUPRIN |
| 1 | 48-056-ICX | CONTROL KEY | | (CY-2) SCHLAGE |
| 1 | 48-101-ICX | KEY | | (CY-3) SCHLAGE |
| 1 | 20-061 .ICX .XQ11-948 | CYLINDER | 643e | (CY-6) SCHLAGE |
| 2 | 4050A-30 | SHOE | 695 | (CL-9) LCN CLOSERS |
| 2 | 4050A-61 | SPACER | 695 | (CL-10) LCN CLOSERS |
| 2 | 4050A SCUSH. TBSRT | SURFACE CLOSER | 695 | (CL-7) LCN CLOSERS |
| 2 | 4050A-18PA | DROP PLATE | 695 | (CL-8) LCN CLOSERS |
| 2 | 8400 B-CS 10"X 36" | KICK PLATE | US10B | (KP-7) IVES |
| 1 | 625D X 84" | THRESHOLD | | (TH-9) ZERO INTERNATIONAL INC. |
| 1 | 142D X 80" | RAIN DRIP | | (GA-12) ZERO INTERNATIONAL INC. |
| 1 | 488S-BK 25' | GASKETING | | (GA-6) ZERO INTERNATIONAL INC. |
| 2 | 8198D X 48" | SWEEP | | (SW-7) ZERO INTERNATIONAL INC. |
| 2 | CON-32P | WIRE HARNESS | | (EA-1) SCHLAGE |
| 2 | CON-6W | WIRE HARNESS | | (EA-2) SCHLAGE |
| 2 | 223 | ANCHOR | | (OT-1) ZERO INTERNATIONAL INC. |

DOOR POSITION SWITCH BY OTHERS
FINAL CORES BY OTHERS

HARDWARE SET #: 20B

| DOOR/ELEVATION: C-C1/E11 | | | | |
|-------------------------------|-----------------------|------------------|--------|--------------------------------|
| DOOR SIZE: (2) 3'- 0" x 8'-0" | | | | |
| QTY (EACH) | PART # | DESCRIPTION | FINISH | MANUFACTURER |
| 2 | 112XY 95" | CONTINUOUS HINGE | 628 | (HC-6) IVES |
| 1 | 154 | STABILIZER | 689 | (MU-2) VON DUPRIN |
| 1 | KR4954 8'6" | MULLION | 689 | (MU-4) VON DUPRIN |
| 2 | .LD 35A.EO .3' | RIM EXIT DEVICE | 626 | (ED-16) VON DUPRIN |
| 1 | 48-056-ICX | CONTROL KEY | | (CY-2) SCHLAGE |
| 1 | 48-101-ICX | KEY | | (CY-3) SCHLAGE |
| 1 | 20-061 .ICX .XQ11-948 | CYLINDER | 626 | (CY-4) SCHLAGE |
| 2 | 4050A-30 | SHOE | 689 | (CL-1) LCN CLOSERS |
| 2 | 4050A-61 | SPACER | 689 | (CL-2) LCN CLOSERS |
| 2 | 4050A SCUSH. TBSRT | SURFACE CLOSER | 689 | (CL-3) LCN CLOSERS |
| 2 | 4050A-18PA | DROP PLATE | 689 | (CL-4) LCN CLOSERS |
| 2 | 8400 B-CS 10"X 34" | KICK PLATE | US32D | (KP-1) IVES |
| 1 | 625A X 72" | THRESHOLD | | (TH-1) ZERO INTERNATIONAL INC. |
| 1 | 488S-BK 25' | GASKETING | | (GA-6) ZERO INTERNATIONAL INC. |
| 1 | 142AA X 76" | RAIN DRIP | | (GA-3) ZERO INTERNATIONAL INC. |
| 2 | 8198AA X 36" | SWEEP | | (SW-2) ZERO INTERNATIONAL INC. |
| 2 | 223 | ANCHOR | | (OT-1) ZERO INTERNATIONAL INC. |

PIR & DOOR POSITION SWITCH BY OTHERS
FINAL CORES BY OTHERS

HARDWARE SET #: 32C

| DOOR/ELEVATION: A201C/E32, A201A/E32 | | | | |
|--------------------------------------|----------------------------|-----------------------------|--------|--------------------------------|
| DOOR SIZE: (2) 3'- 0" x 7'-0" | | | | |
| QTY (EACH) | PART # | DESCRIPTION | FINISH | MANUFACTURER |
| 12 | 5BB1HW 4-1/2" X 4-1/2" NRP | HINGE, FULL MORTISE, HVY WT | 652 | (H1-1) IVES |
| 4 | 9847.LBE.3'.LBR.996L-BE.06 | CONCEALED VERTICAL ROD EXIT | 626 | (ED-1) VON DUPRIN |
| 2 | 9847-EO-3'-LBR | CONCEALED VERTICAL ROD EXIT | 626 | (ED-12) VON DUPRIN |
| 4 | 8400 B-CS 10"X 35" | KICK PLATE | US32D | (KP-5) IVES |
| 4 | SEM7850 | ELECTROMAGNETIC HOLDER | 689 | (ST-1) LCN CLOSERS |
| 2 | 188S-BK 8' PSA | GASKETING | | (GA-9) ZERO INTERNATIONAL INC. |
| 4 | 4050A SCUSH | SURFACE CLOSER | 689 | (CL-3) LCN CLOSERS |
| 4 | 4050A-30 | SHOE | 689 | (CL-1) LCN CLOSERS |
| 4 | 4050A-61 | SPACER | 689 | (CL-2) LCN CLOSERS |
| 4 | 4050A-18PA | DROP PLATE | 689 | (CL-4) LCN CLOSERS |

WIDE STILE REQUIRED -
CONFIRM MAG HOLDER REQUIRED PRIOR TO ORDERING

HARDWARE SET #: 32D

| DOOR/ELEVATION: A112 | | | | |
|-------------------------------|------------------------------------|-----------------------------|--------|--------------------------------|
| DOOR SIZE: (2) 3'- 0" x 8'-0" | | | | |
| QTY (EACH) | PART # | DESCRIPTION | FINISH | MANUFACTURER |
| 6 | 5BB1HW 4-1/2" X 4-1/2" NRP | HINGE, FULL MORTISE, HVY WT | 652 | (H1-1) IVES |
| 1 | 9847-EO-3'-LBR | CONCEALED VERTICAL ROD EXIT | 626 | (ED-12) VON DUPRIN |
| 1 | .QEL.RX 9847.LBE.3'.LBR.996L-BE.06 | CONCEALED VERTICAL ROD EXIT | 626 | (ED-13) VON DUPRIN |
| 1 | 4050A-30 | SHOE | 689 | (CL-1) LCN CLOSERS |
| 1 | 4050A-61 | SPACER | 689 | (CL-2) LCN CLOSERS |
| 1 | 4050A SCUSH. TBSRT | SURFACE CLOSER | 689 | (CL-3) LCN CLOSERS |
| 1 | 4050A-18PA | DROP PLATE | 689 | (CL-4) LCN CLOSERS |
| 2 | 8400 B-CS 10"X 35" | KICK PLATE | US32D | (KP-5) IVES |
| 2 | SEM7850 | ELECTROMAGNETIC HOLDER | 689 | (ST-1) LCN CLOSERS |
| 1 | 188S-BK 8' PSA | GASKETING | | (GA-9) ZERO INTERNATIONAL INC. |

WIDE STILE REQUIRED



ARCHITECT NOTE:
PLEASE CONFIRM LOCATION OF
DOOR A112 AS IT DOESN'T
APPEAR IN THE DRAWINGS.

GLAZING CONTRACTOR

999 STREET, ST
CITY, STATE 99999
PH: 999.999.9999



www.MPDRAFTING.com
P: 248.522.7096
F: 248.522.7030

ARCHITECT:

VMDO ARCHITECTS

200 E. MARKET ST.
CHARLOTTESVILLE, VA 22902
434.296.5984

ARCHITECT NOTE:
ALL NOTES REQUESTING VERIFICATION,
CONFIRMATION, OR INFORMATION THAT ARE
NOT ANSWERED ARE ASSUMED TO BE
CORRECT AS SHOWN ON THESE DRAWINGS.

STAMPS/ SUBMITTALS:

| REVISION | DATE |
|----------|------------|
| 0 | 10.28.2024 |
| 1 | 02.17.2025 |
| 2 | 03.03.2025 |
| 3 | 03.31.2025 |
| 4 | 06.11.2025 |
| 5 | 08.08.2025 |
| 6 | 09.02.2025 |
| 7 | 09.15.2025 |
| 8 | 10.16.2025 |
| 9 | 10.21.2025 |
| 10 | 10.31.2025 |
| 11 | 11.20.2025 |
| 12 | 01.09.2026 |
| 13 | 01.21.2026 |
| 14 | 02.12.2026 |
| 15 | 02.25.2026 |

PROJECT NUMBER:
24-323

PROJECT NAME:
OMVHS

SHEET DESCRIPTION:
HARDWARE SCHEDULE

SHEET:
H5

HARDWARE SET #: 35

| DOOR/ELEVATION: A-D8/E16 | | | | |
|------------------------------|---------------------------------------|-----------------------------|---------|--------------------------------|
| DOOR SIZE: (1) 6'-0" x 8'-0" | | | | |
| QTY (EACH) | PART # | DESCRIPTION | FINISH | MANUFACTURER |
| 4 | 112XY 95" | CONTINUOUS HINGE | 628 | (HC-6) IVES |
| 2 | .CD 3547A.EO .3' .LBR.INS-4 | CONCEALED VERTICAL ROD EXIT | 626 | (ED-6) VON DUPRIN |
| 2 | .CD 3547A.NLOP.3'.LBR.388(Std.).INS-4 | CONCEALED VERTICAL ROD EXIT | 626 | (ED-7) VON DUPRIN |
| 6 | 48-056-ICX | CONTROL KEY | | (CY-2) SCHLAGE |
| 6 | 48-101-ICX | KEY | | (CY-3) SCHLAGE |
| 4 | 20-061 .ICX .XQ11-948 | CYLINDER | 626 | (CY-4) SCHLAGE |
| 4 | 9264F-36 O | DOOR PULL | 630-316 | (PP-1) IVES |
| 4 | 104S | OVERHEAD STOP | 630 | (OH-1) GLYNN-JOHNSON |
| 4 | 4050A-18PA | DROP PLATE | 689 | (CL-4) LCN CLOSERS |
| 4 | 4050A.RWPA.TBSRT | SURFACE CLOSER | 689 | (CL-5) LCN CLOSERS |
| 2 | 269A X 72" NH | CONNECTOR KIT | | (TH-4) ZERO INTERNATIONAL INC. |
| 4 | 676A X 72" NH | PLATE | | (TH-5) ZERO INTERNATIONAL INC. |
| 2 | 68A X 72" NH | THRESHOLD | | (TH-6) ZERO INTERNATIONAL INC. |
| 2 | 142AA X 76" | RAIN DRIP | | (GA-3) ZERO INTERNATIONAL INC. |
| 4 | 8198AA X 36" | SWEEP | | (SW-2) ZERO INTERNATIONAL INC. |

PERIMETER GASKETING BY ALUMINUM DOOR-FRAME MANUFACTURER
FINAL CORES BY OTHERS

HARDWARE SET #: ME17

| DOOR/ELEVATION: E-A1/E14, E-A2/E14, E-C6/E14 | | | | |
|--|--|-------------------------|--------|---------------------------------|
| DOOR SIZE: 2'-9" x 8'-0" | | | | |
| QTY (EACH) | PART # | DESCRIPTION | FINISH | MANUFACTURER |
| 3 | 112XY 95" EPT | CONTINUOUS HINGE | 628 | (HC-5) IVES |
| 3 | EPT10 .CON | ELECTRIC POWER TRANSFER | 689 | (PT-1) VON DUPRIN |
| 3 | L9082T LLL 06A.LLL(less trim) xL283-150 LX DPS | LOCKSET | | (LO-1) SCHLAGE |
| 3 | 48-056-ICX | CONTROL KEY | | (CY-2) SCHLAGE |
| 3 | 48-101-ICX | KEY | | (CY-3) SCHLAGE |
| 3 | | CYLINDER | 626 | (CY-4) SCHLAGE |
| 3 | 4050A-30 | SHOE | 689 | (CL-1) LCN CLOSERS |
| 3 | 4050A-61 | SPACER | 689 | (CL-2) LCN CLOSERS |
| 3 | 4050A SCUSH. TBSRT | SURFACE CLOSER | 689 | (CL-3) LCN CLOSERS |
| 3 | 4050A-18PA | DROP PLATE | 689 | (CL-4) LCN CLOSERS |
| 3 | 625A X 36" | THRESHOLD | | (TH-2) ZERO INTERNATIONAL INC. |
| 3 | 488S-BK 20" PSA | GASKETING | | (GA-4) ZERO INTERNATIONAL INC. |
| 3 | 142AA X 39" | RAIN DRIP | | (GA-10) ZERO INTERNATIONAL INC. |
| 3 | 8198AA X 36" | SWEEP | | (SW-2) ZERO INTERNATIONAL INC. |
| 3 | CON-32P | WIRE HARNESS | | (EA-1) SCHLAGE |
| 3 | CON-6W | WIRE HARNESS | | (EA-2) SCHLAGE |
| 3 | 223 | ANCHOR | | (OT-1) ZERO INTERNATIONAL INC. |

POWER SUPPLY BY OTHERS
WIDE STILES REQUIRED
FINAL CORES BY OTHERS

HARDWARE SET #: ME17.1

| DOOR/ELEVATION: E-B4/E14, E-C5/E14 | | | | |
|------------------------------------|--|-------------------------|--------|---------------------------------|
| DOOR SIZE: 2'-9" x 7'-0" | | | | |
| QTY (EACH) | PART # | DESCRIPTION | FINISH | MANUFACTURER |
| 2 | 112XY 83" EPT | CONTINUOUS HINGE | 628 | (HC-2) IVES |
| 2 | EPT10 .CON | ELECTRIC POWER TRANSFER | 689 | (PT-1) VON DUPRIN |
| 2 | L9082T LLL 06A.LLL(less trim) xL283-150 LX DPS | LOCKSET | | (LO-1) SCHLAGE |
| 2 | 48-056-ICX | CONTROL KEY | | (CY-2) SCHLAGE |
| 2 | 48-101-ICX | KEY | | (CY-3) SCHLAGE |
| 2 | 4050A-30 | SHOE | 689 | (CL-1) LCN CLOSERS |
| 2 | 4050A-61 | SPACER | 689 | (CL-2) LCN CLOSERS |
| 2 | 4050A SCUSH. TBSRT | SURFACE CLOSER | 689 | (CL-3) LCN CLOSERS |
| 2 | 4050A-18PA | DROP PLATE | 689 | (CL-4) LCN CLOSERS |
| 2 | 625A X 36" | THRESHOLD | | (TH-2) ZERO INTERNATIONAL INC. |
| 2 | 488S-BK 17" PSA | GASKETING | | (GA-2) ZERO INTERNATIONAL INC. |
| 2 | 142AA X 39" | RAIN DRIP | | (GA-10) ZERO INTERNATIONAL INC. |
| 2 | 8198AA X 36" | SWEEP | | (SW-2) ZERO INTERNATIONAL INC. |
| 2 | CON-32P | WIRE HARNESS | | (EA-1) SCHLAGE |
| 2 | CON-6W | WIRE HARNESS | | (EA-2) SCHLAGE |
| 2 | 223 | ANCHOR | | (OT-1) ZERO INTERNATIONAL INC. |

POWER SUPPLY BY OTHERS
WIDE STILES REQUIRED
FINAL CORES BY OTHERS

**HARDWARE SET
ME18
REMOVED**

HARDWARE SET #: ME21

| DOOR/ELEVATION: D114/E25 | | | | |
|------------------------------|--------------------------|---------------------|-----------|----------------------|
| DOOR SIZE: (2) 3'-0" x 7'-0" | | | | |
| QTY (EACH) | PART # | DESCRIPTION | FINISH | MANUFACTURER |
| 6 | 5BB1 4-1/2" X 4-1/2" NRP | HINGE, FULL MORTISE | F643E/716 | (HI-4) IVES |
| 1 | FB51P | FLUSH BOLT | 613 | (BO-3) IVES |
| 1 | DP2 | DUST PROOF STRIKE | 613 | (BO-4) IVES |
| 1 | ND50 .T .RHO .ICX | CYLINDRICAL LOCK | 643e | (LO-3) SCHLAGE |
| 1 | 48-056-ICX | CONTROL KEY | | (CY-2) SCHLAGE |
| 1 | 48-101-ICX | KEY | | (CY-3) SCHLAGE |
| 1 | 104S | OVERHEAD STOP | 643E/716 | (OH-2) GLYNN JOHNSON |
| 1 | 4050A-30 | SHOE | 689 | (CL-9) LCN CLOSERS |
| 1 | 4050A-61 | SPACER | 689 | (CL-10) LCN CLOSERS |
| 1 | 4050A SCUSH. TBSRT | SURFACE CLOSER | 689 | (CL-7) LCN CLOSERS |
| 1 | 4050A-18PA | DROP PLATE | 689 | (CL-8) LCN CLOSERS |

WIDE STILE REQUIRED
FINAL CORES BY OTHERS

HARDWARE SET #: 05A.2

| DOOR/ELEVATION: D-D1/E10 | | | | |
|------------------------------|-----------------|------------------|----------|---------------------|
| DOOR SIZE: (2) 3'-0" x 7'-0" | | | | |
| QTY (EACH) | PART # | DESCRIPTION | FINISH | MANUFACTURER |
| 2 | 112XY | CONTINUOUS HINGE | 710 | (HC-13) IVES |
| 2 | 350 | TOUCH BAR | 710 | (ED-18) VON DUPRIN |
| 2 | 9264F 36" 20" O | LONG DOOR PULL | 613 | (PP-3) IVES |
| 2 | 104S | OH STOP | 643E/716 | (OH-2) GLY |
| 2 | 4050A.EDA.TBSRT | SURFACE CLOSER | 695 | (CL-11) LCN CLOSERS |
| 2 | 4050A-30 | SHOE | 695 | (CL-9) LCN CLOSERS |
| 2 | 4050A-61 SRT | SPACER | 695 | (CL10) LCN CLOSERS |
| 1 | 4050A-18PA | DROP PLATE | 695 | (CL-8) LCN CLOSERS |
| 2 | 223 | ANCHOR | | (OT-1) ZER |
| 1 | 625A-223 | THRESHOLD | | (TH-8) ZER |
| 2 | 142D X 76" | RAIN DRIP | | (GA-11) ZER |

NOTES: AUTO OPERATOR, ACCESSORIES BY OTHERS. PERIMETER GASKETING BY ALUMINUM DOOR/FRAME MANUFACTURER.
WIDE STILES REQUIRED.

HARDWARE SET #: 32F

| DOOR/ELEVATION: C201/E27 | | | | |
|------------------------------|------------------|------------------|---------|--------------------|
| DOOR SIZE: (2) 3'-0" x 8'-0" | | | | |
| QTY (EACH) | PART # | DESCRIPTION | FINISH | MANUFACTURER |
| 2 | 112XY 95" | CONTINUOUS HINGE | 628 | (HC-6) IVES |
| 2 | PR 926F 36" N | DOOR PULL | 630-316 | (PP-2) IVES |
| 1 | 4050A.RWPA.TBSRT | SURFACE CLOSER | 689 | (CL-4) LCN CLOSERS |
| 1 | 4050A-18PA | DROP PLATE | 689 | (CL-5) LCN CLOSERS |

NOTES: AUTO OPERATOR, ACCESSORIES BY OTHERS

HARDWARE SET #: 05A.1

| DOOR/ELEVATION: B116A/E23 | | | | |
|-----------------------------------|-----------------|------------------|----------|---------------------|
| DOOR SIZE: (2) 3'-0 1/2" x 10'-0" | | | | |
| QTY (EACH) | PART # | DESCRIPTION | FINISH | MANUFACTURER |
| 2 | 112XY | CONTINUOUS HINGE | 710 | (HC-12) IVES |
| 2 | 350 - 3' | TOUCH BAR | 710 | (ED-23) VON DUPRIN |
| 2 | 9264F-36 O | LONG DOOR PULL | 613 | (PP-30) IVES |
| 1 | 104S | OH STOP | 643E/716 | (OH-2) GLY |
| 1 | 4050A.EDA.TBSRT | SURFACE CLOSER | 695 | (CL-11) LCN CLOSERS |
| 1 | 4050A-30 | SHOE | 695 | (CL-9) LCN CLOSERS |
| 1 | 4050A-61 SRT | SPACER | 695 | (CL-10) LCN CLOSERS |
| 1 | 4050A-18PA | DROP PLATE | 695 | (CL-8) LCN CLOSERS |
| 2 | 39D X 48" | SWEEP | | (SW-8) ZER |

NOTES: AUTO OPERATOR, ACCESSORIES BY OTHERS. WIDE STILES REQUIRED

HARDWARE SET #: 05A

| DOOR/ELEVATION: C100.2/E1B | | | | |
|-------------------------------|-----------------|------------------|----------|---------------------|
| DOOR SIZE: (2) 3'-2" x 10'-0" | | | | |
| QTY (EACH) | PART # | DESCRIPTION | FINISH | MANUFACTURER |
| 2 | 112XY | CONTINUOUS HINGE | 710 | (HC-12) IVES |
| 2 | 350 | TOUCH BAR | 710 | (ED-23) VON DUPRIN |
| 2 | 9264F 36" 20" O | LONG DOOR PULL | 613 | (PP-3) IVES |
| 2 | 104S | OH STOP | 643E/716 | (OH-2) GLY |
| 2 | 4050A.EDA.TBSRT | SURFACE CLOSER | 695 | (CL-11) LCN CLOSERS |
| 2 | 4050A-30 | SHOE | 695 | (CL-9) LCN CLOSERS |
| 2 | 4050A-61 SRT | SPACER | 695 | (CL102) LCN CLOSERS |
| 1 | 4050A-18PA | DROP PLATE | 695 | (CL-8) LCN CLOSERS |
| 2 | 223 | ANCHOR | | (OT-1) ZER |
| 1 | 625A-223 | THRESHOLD | | (TH-9) ZER |

GLAZING CONTRACTOR

999 STREET, ST
CITY, STATE 99999

PH: 999.999.9999



www.MPDRAFTING.com

P: 248.522.7096

F: 248.522.7030

ARCHITECT:

VMDO ARCHITECTS

200 E. MARKET ST.
CHARLOTTESVILLE, VA 22902
434.296.5984

ARCHITECT NOTE:
ALL NOTES REQUESTING VERIFICATION,
CONFIRMATION, OR INFORMATION THAT ARE
NOT ANSWERED ARE ASSUMED TO BE
CORRECT AS SHOWN ON THESE DRAWINGS.

STAMPS/ SUBMITTALS:

| REVISION | DATE |
|----------|------------|
| 0 | 10.28.2024 |
| 1 | 02.17.2025 |
| 2 | 03.03.2025 |
| 3 | 03.31.2025 |
| 4 | 06.11.2025 |
| 5 | 08.08.2025 |
| 6 | 09.02.2025 |
| 7 | 09.15.2025 |
| 8 | 10.16.2025 |
| 9 | 10.21.2025 |
| 10 | 10.31.2025 |
| 11 | 11.20.2025 |
| 12 | 01.09.2026 |
| 13 | 01.21.2026 |
| 14 | 02.12.2026 |
| 15 | 02.25.2026 |

PROJECT NUMBER:

24-323

PROJECT NAME:

OMVHS

SHEET DESCRIPTION:

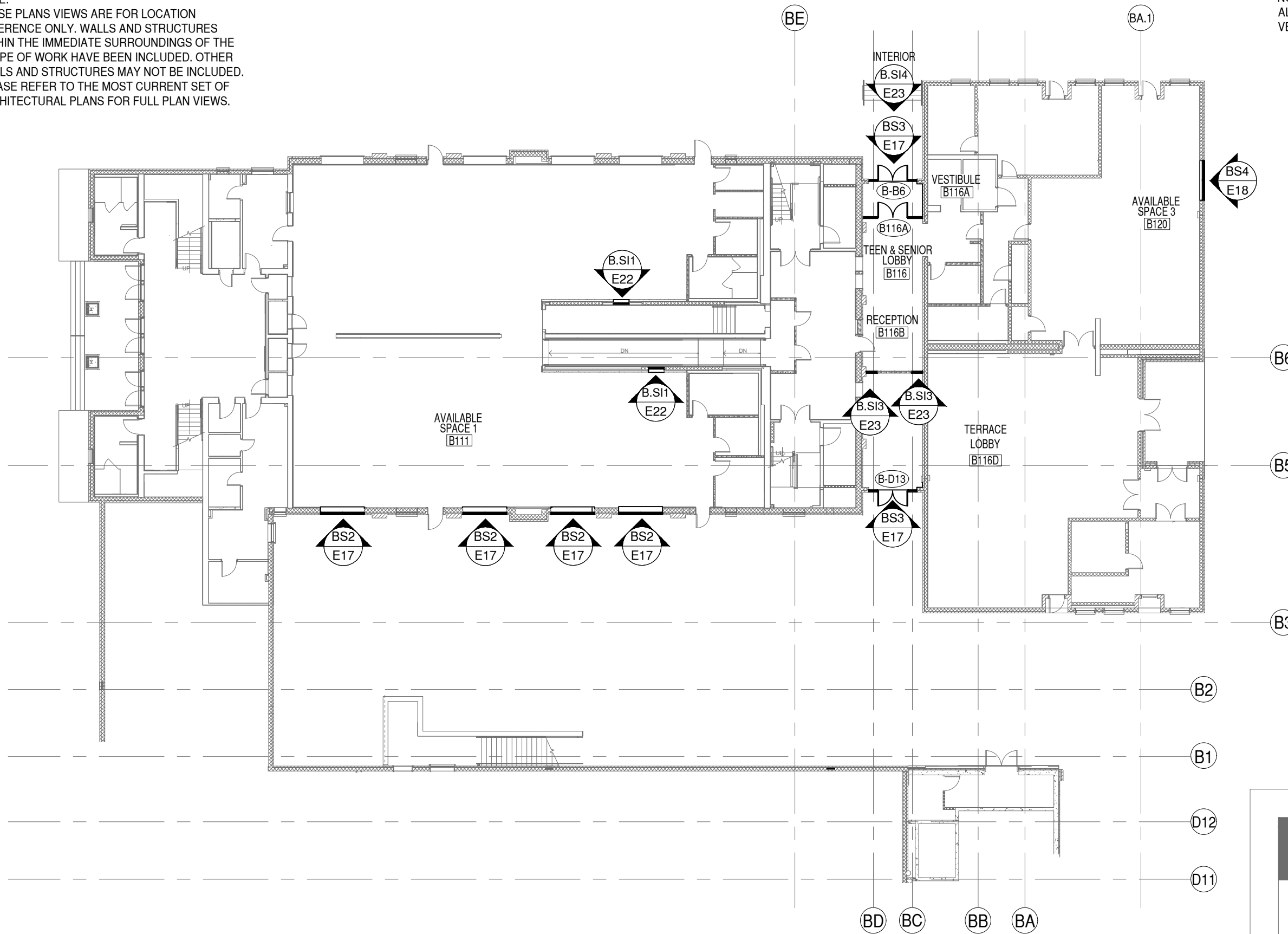
HARDWARE SCHEDULE

SHEET:

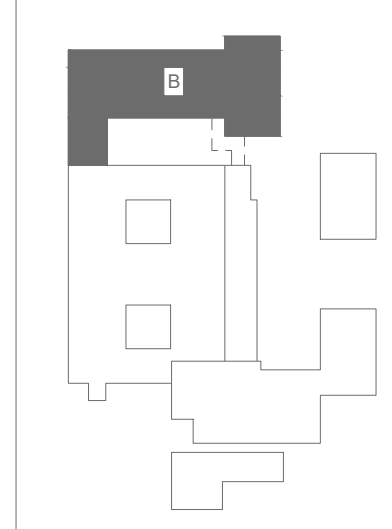
H6

NOTE:
 THESE PLANS VIEWS ARE FOR LOCATION
 REFERENCE ONLY. WALLS AND STRUCTURES
 WITHIN THE IMMEDIATE SURROUNDINGS OF THE
 SCOPE OF WORK HAVE BEEN INCLUDED. OTHER
 WALLS AND STRUCTURES MAY NOT BE INCLUDED.
 PLEASE REFER TO THE MOST CURRENT SET OF
 ARCHITECTURAL PLANS FOR FULL PLAN VIEWS.

NOTE:
 ALL DIMENSIONS TO BE FIELD
 VERIFIED PRIOR TO FABRICATION



KEY PLAN



**GLAZING
 CONTRACTOR**

999 STREET, ST
 CITY, STATE 99999
 PH: 999.999.9999



www.MPDRAFTING.com
 P: 248.522.7096
 F: 248.522.7030

ARCHITECT:

VMDO ARCHITECTS
 200 E. MARKET ST.
 CHARLOTTESVILLE, VA 22902
 434.296.5984

ARCHITECT NOTE:
 ALL NOTES REQUESTING VERIFICATION,
 CONFIRMATION, OR INFORMATION THAT ARE
 NOT ANSWERED ARE ASSUMED TO BE
 CORRECT AS SHOWN ON THESE DRAWINGS.

**STAMPS/
 SUBMITTALS:**

| REVISION | DATE |
|----------|------------|
| 0 | 10.28.2024 |
| 1 | 02.17.2025 |
| 2 | 03.03.2025 |
| 3 | 03.31.2025 |
| 4 | 06.11.2025 |
| 5 | 08.08.2025 |
| 6 | 09.02.2025 |
| 7 | 09.15.2025 |
| 8 | 10.16.2025 |
| 9 | 10.21.2025 |
| 10 | 10.31.2025 |
| 11 | 11.20.2025 |
| 12 | 01.09.2026 |
| 13 | 01.21.2026 |
| 14 | 02.12.2026 |
| 15 | 02.25.2026 |

PROJECT NUMBER:
24-323


PROJECT NAME:
OMVHS

SHEET DESCRIPTION:
PLAN VIEW

SHEET:
P1

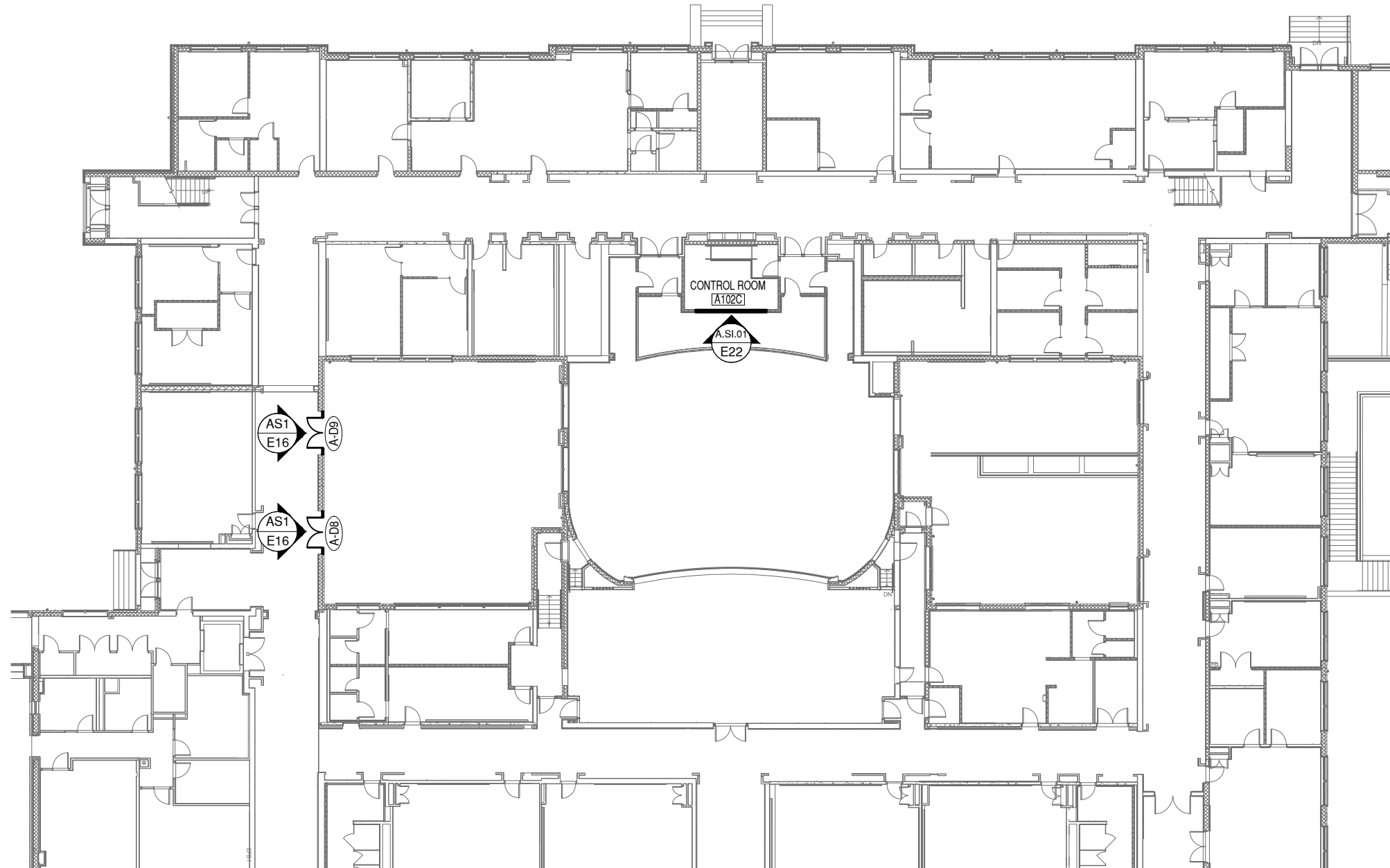
1 LEVEL 0, AREA B - GYM & T/S CENTER
P1 DRAWING SCALE
 24x36: NTS
 11x17: NTS

ARCH. REF.
 1/A102



NOTE:
 THESE PLANS VIEWS ARE FOR LOCATION
 REFERENCE ONLY. WALLS AND STRUCTURES
 WITHIN THE IMMEDIATE SURROUNDINGS OF THE
 SCOPE OF WORK HAVE BEEN INCLUDED. OTHER
 WALLS AND STRUCTURES MAY NOT BE INCLUDED.
 PLEASE REFER TO THE MOST CURRENT SET OF
 ARCHITECTURAL PLANS FOR FULL PLAN VIEWS.

NOTE:
 ALL DIMENSIONS TO BE FIELD
 VERIFIED PRIOR TO FABRICATION



GLAZING CONTRACTOR

999 STREET, ST
 CITY, STATE 99999
 PH: 999.999.9999



www.MPDRAFTING.com
 P: 248.522.7096
 F: 248.522.7030

ARCHITECT:

VMDO ARCHITECTS
 200 E. MARKET ST.
 CHARLOTTESVILLE, VA 22902
 434.296.5984

ARCHITECT NOTE:
 ALL NOTES REQUESTING VERIFICATION,
 CONFIRMATION, OR INFORMATION THAT ARE
 NOT ANSWERED ARE ASSUMED TO BE
 CORRECT AS SHOWN ON THESE DRAWINGS.

STAMPS/ SUBMITTALS:

| REVISION | DATE |
|----------|------------|
| 0 | 10.28.2024 |
| 1 | 02.17.2025 |
| 2 | 03.03.2025 |
| 3 | 03.31.2025 |
| 4 | 06.11.2025 |
| 5 | 08.08.2025 |
| 6 | 09.02.2025 |
| 7 | 09.15.2025 |
| 8 | 10.16.2025 |
| 9 | 10.21.2025 |
| 10 | 10.31.2025 |
| 11 | 11.20.2025 |
| 12 | 01.09.2026 |
| 13 | 01.21.2026 |
| 14 | 02.12.2026 |
| 15 | 02.25.2026 |

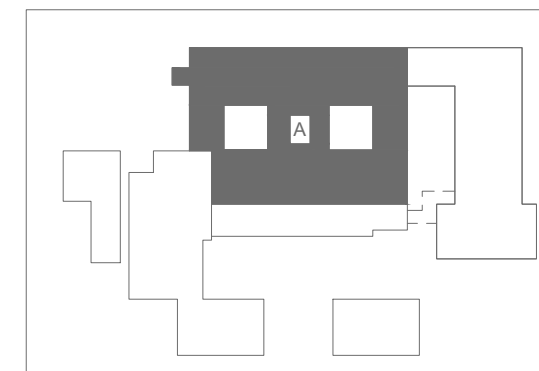
PROJECT NUMBER:
 24-323

PROJECT NAME:
 OMVHS

SHEET DESCRIPTION:
 PLAN VIEW

SHEET:
P2

KEY PLAN



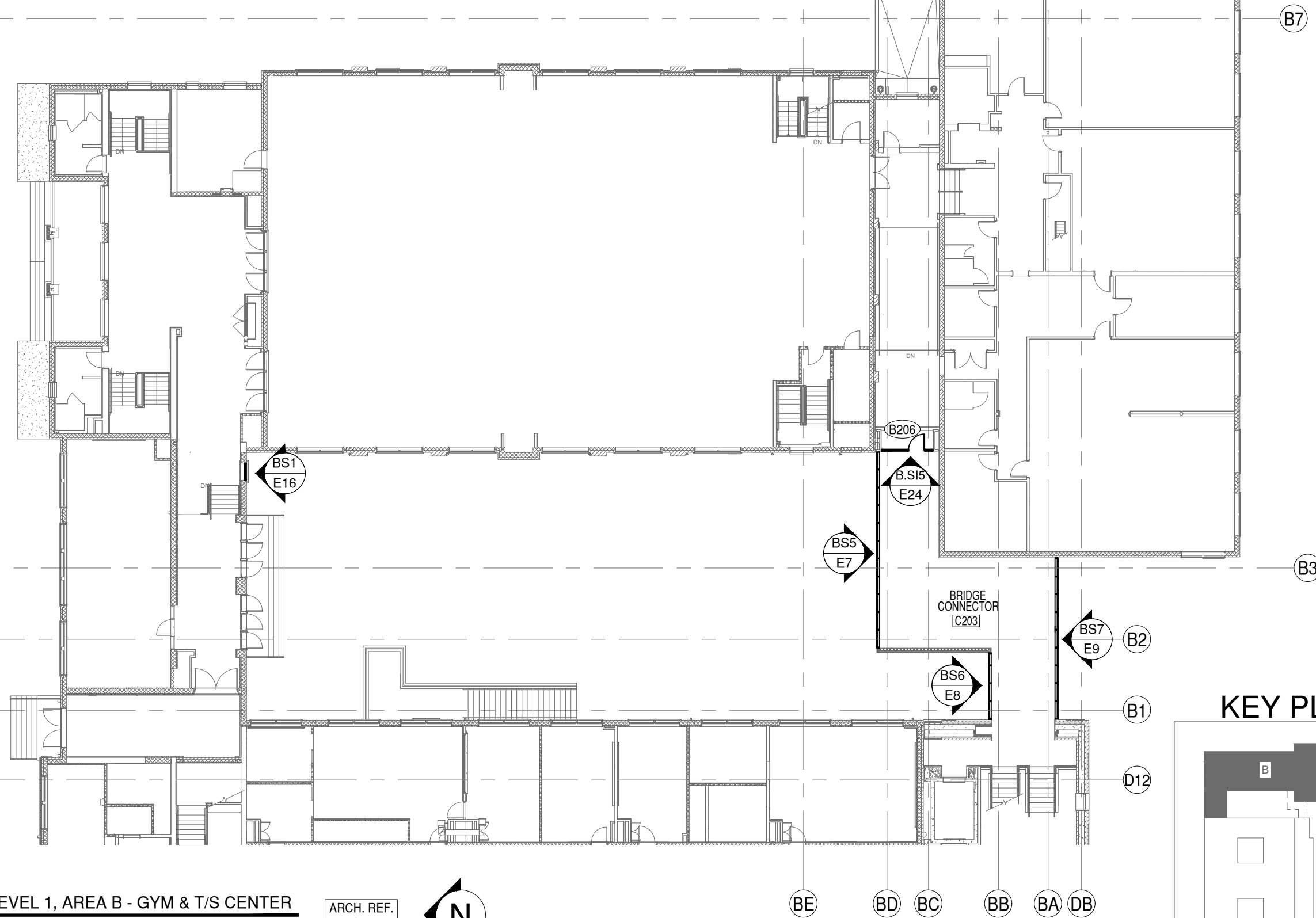
2 LEVEL 1, AREA A - ACADEMIC BUILDING
P2 DRAWING SCALE
 24x36: NTS
 11x17: NTS

ARCH. REF.
 1/A111



NOTE:
 THESE PLANS VIEWS ARE FOR LOCATION
 REFERENCE ONLY. WALLS AND STRUCTURES
 WITHIN THE IMMEDIATE SURROUNDINGS OF THE
 SCOPE OF WORK HAVE BEEN INCLUDED. OTHER
 WALLS AND STRUCTURES MAY NOT BE INCLUDED.
 PLEASE REFER TO THE MOST CURRENT SET OF
 ARCHITECTURAL PLANS FOR FULL PLAN VIEWS.

NOTE:
 ALL DIMENSIONS TO BE FIELD
 VERIFIED PRIOR TO FABRICATION



GLAZING CONTRACTOR

999 STREET, ST
 CITY, STATE 99999
 PH: 999.999.9999

MP drafting
 & design
 www.MPDRAFTING.com
 P: 248.522.7096
 F: 248.522.7030

ARCHITECT:
 VMDO ARCHITECTS
 200 E. MARKET ST.
 CHARLOTTESVILLE, VA 22902
 434.296.5984

ARCHITECT NOTE:
 ALL NOTES REQUESTING VERIFICATION,
 CONFIRMATION, OR INFORMATION THAT ARE
 NOT ANSWERED ARE ASSUMED TO BE
 CORRECT AS SHOWN ON THESE DRAWINGS.

STAMPS/ SUBMITTALS:

| REVISION | DATE |
|----------|------------|
| 0 | 10.28.2024 |
| 1 | 02.17.2025 |
| 2 | 03.03.2025 |
| 3 | 03.31.2025 |
| 4 | 06.11.2025 |
| 5 | 08.08.2025 |
| 6 | 09.02.2025 |
| 7 | 09.15.2025 |
| 8 | 10.16.2025 |
| 9 | 10.21.2025 |
| 10 | 10.31.2025 |
| 11 | 11.20.2025 |
| 12 | 01.09.2026 |
| 13 | 01.21.2026 |
| 14 | 02.12.2026 |
| 15 | 02.25.2026 |

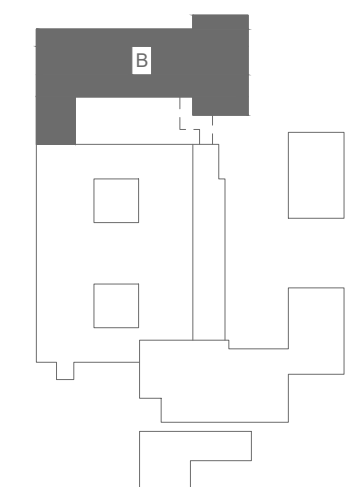
PROJECT NUMBER:
24-323

PROJECT NAME:
OMVHS

SHEET DESCRIPTION:
PLAN VIEW


SHEET:
P3

KEY PLAN



3 LEVEL 1, AREA B - GYM & T/S CENTER
P3 DRAWING SCALE
 24x36: NTS
 11x17: NTS

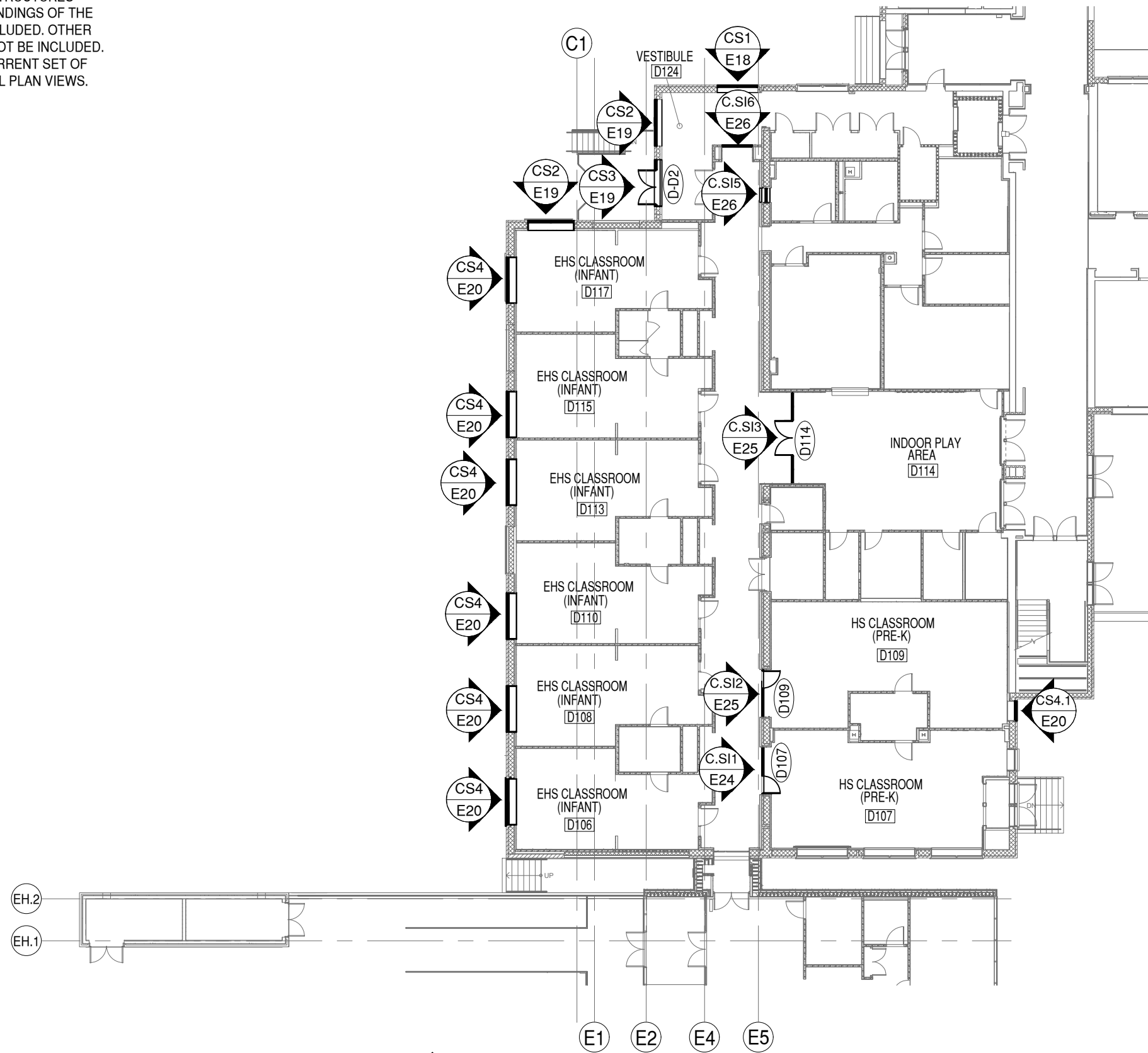
ARCH. REF.
 1/A112



BE BD BC BB BA DB

NOTE:
 THESE PLANS VIEWS ARE FOR LOCATION
 REFERENCE ONLY. WALLS AND STRUCTURES
 WITHIN THE IMMEDIATE SURROUNDINGS OF THE
 SCOPE OF WORK HAVE BEEN INCLUDED. OTHER
 WALLS AND STRUCTURES MAY NOT BE INCLUDED.
 PLEASE REFER TO THE MOST CURRENT SET OF
 ARCHITECTURAL PLANS FOR FULL PLAN VIEWS.

NOTE:
 ALL DIMENSIONS TO BE FIELD
 VERIFIED PRIOR TO FABRICATION

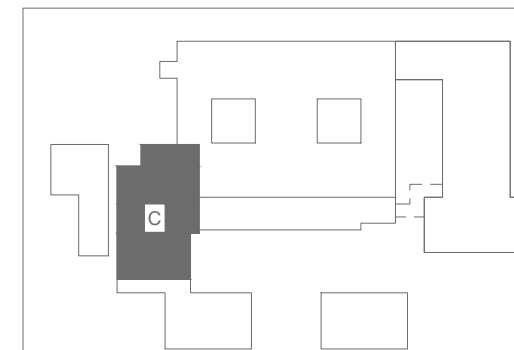


4 LEVEL 1, AREA C - CHILDCARE
P4 DRAWING SCALE
 24x36: NTS
 11x17: NTS

ARCH. REF.
 1/A113



KEY PLAN



**GLAZING
 CONTRACTOR**

999 STREET, ST
 CITY, STATE 99999
 PH: 999.999.9999



www.MPDRAFTING.com
 P: 248.522.7096
 F: 248.522.7030

ARCHITECT:

VMDO ARCHITECTS
 200 E. MARKET ST.
 CHARLOTTESVILLE, VA 22902
 434.296.5984

ARCHITECT NOTE:
 ALL NOTES REQUESTING VERIFICATION,
 CONFIRMATION, OR INFORMATION THAT ARE
 NOT ANSWERED ARE ASSUMED TO BE
 CORRECT AS SHOWN ON THESE DRAWINGS.

**STAMPS/
 SUBMITTALS:**

| REVISION | DATE |
|----------|------------|
| 0 | 10.28.2024 |
| 1 | 02.17.2025 |
| 2 | 03.03.2025 |
| 3 | 03.31.2025 |
| 4 | 06.11.2025 |
| 5 | 08.08.2025 |
| 6 | 09.02.2025 |
| 7 | 09.15.2025 |
| 8 | 10.16.2025 |
| 9 | 10.21.2025 |
| 10 | 10.31.2025 |
| 11 | 11.20.2025 |
| 12 | 01.09.2026 |
| 13 | 01.21.2026 |
| 14 | 02.12.2026 |
| 15 | 02.25.2026 |

PROJECT NUMBER:
24-323

PROJECT NAME:
OMVHS

SHEET DESCRIPTION:
PLAN VIEW

SHEET:
P4

NOTE:
 THESE PLANS VIEWS ARE FOR LOCATION
 REFERENCE ONLY. WALLS AND STRUCTURES
 WITHIN THE IMMEDIATE SURROUNDINGS OF THE
 SCOPE OF WORK HAVE BEEN INCLUDED. OTHER
 WALLS AND STRUCTURES MAY NOT BE INCLUDED.
 PLEASE REFER TO THE MOST CURRENT SET OF
 ARCHITECTURAL PLANS FOR FULL PLAN VIEWS.

NOTE:
 ALL DIMENSIONS TO BE FIELD
 VERIFIED PRIOR TO FABRICATION

GLAZING CONTRACTOR

999 STREET, ST
 CITY, STATE 99999
 PH: 999.999.9999



www.MPDRAFTING.com
 P: 248.522.7096
 F: 248.522.7030

ARCHITECT:

VMDO ARCHITECTS
 200 E. MARKET ST.
 CHARLOTTESVILLE, VA 22902
 434.296.5984

ARCHITECT NOTE:
 ALL NOTES REQUESTING VERIFICATION,
 CONFIRMATION, OR INFORMATION THAT ARE
 NOT ANSWERED ARE ASSUMED TO BE
 CORRECT AS SHOWN ON THESE DRAWINGS.

STAMPS/ SUBMITTALS:

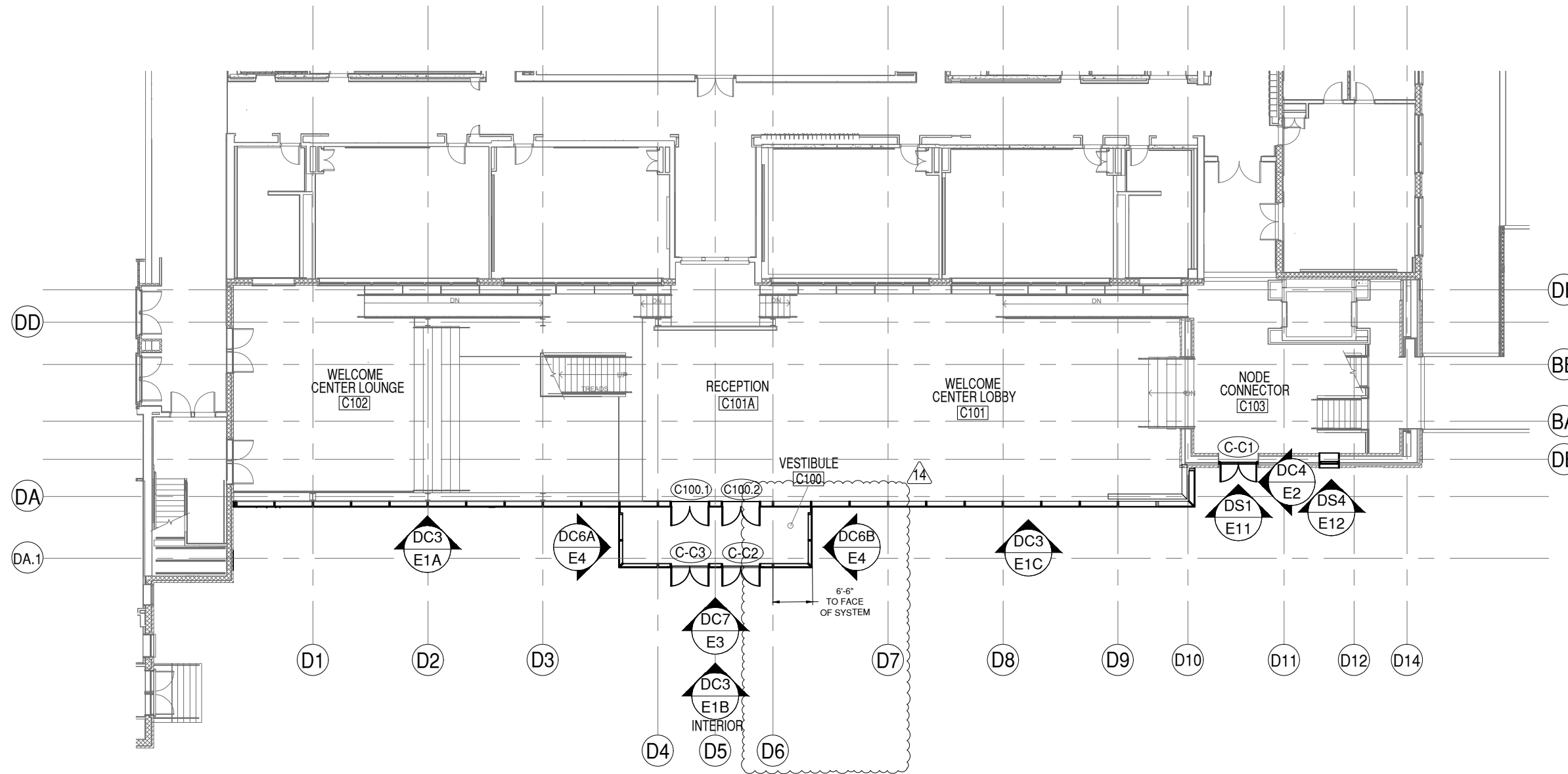
| REVISION | DATE |
|----------|------------|
| 0 | 10.28.2024 |
| 1 | 02.17.2025 |
| 2 | 03.03.2025 |
| 3 | 03.31.2025 |
| 4 | 06.11.2025 |
| 5 | 08.08.2025 |
| 6 | 09.02.2025 |
| 7 | 09.15.2025 |
| 8 | 10.16.2025 |
| 9 | 10.21.2025 |
| 10 | 10.31.2025 |
| 11 | 11.20.2025 |
| 12 | 01.09.2026 |
| 13 | 01.21.2026 |
| 14 | 02.12.2026 |
| 15 | 02.25.2026 |

PROJECT NUMBER:
 24-323

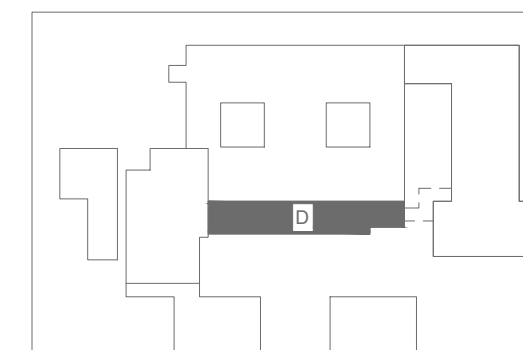
PROJECT NAME:
 OMVHS

SHEET DESCRIPTION:
 PLAN VIEW

SHEET:
P5



KEY PLAN



5 LEVEL 1, AREA D - WELCOME CENTER
P5 DRAWING SCALE
 24x36: NTS
 11x17: NTS

ARCH. REF.
 1/A114



NOTE:
 THESE PLANS VIEWS ARE FOR LOCATION
 REFERENCE ONLY. WALLS AND STRUCTURES
 WITHIN THE IMMEDIATE SURROUNDINGS OF THE
 SCOPE OF WORK HAVE BEEN INCLUDED. OTHER
 WALLS AND STRUCTURES MAY NOT BE INCLUDED.
 PLEASE REFER TO THE MOST CURRENT SET OF
 ARCHITECTURAL PLANS FOR FULL PLAN VIEWS.

NOTE:
 ALL DIMENSIONS TO BE FIELD
 VERIFIED PRIOR TO FABRICATION

GLAZING CONTRACTOR

999 STREET, ST
 CITY, STATE 99999
 PH: 999.999.9999



www.MPDRAFTING.com
 P: 248.522.7096
 F: 248.522.7030

ARCHITECT:

VMDO ARCHITECTS
 200 E. MARKET ST.
 CHARLOTTESVILLE, VA 22902
 434.296.5984

ARCHITECT NOTE:
 ALL NOTES REQUESTING VERIFICATION,
 CONFIRMATION, OR INFORMATION THAT ARE
 NOT ANSWERED ARE ASSUMED TO BE
 CORRECT AS SHOWN ON THESE DRAWINGS.

STAMPS/ SUBMITTALS:

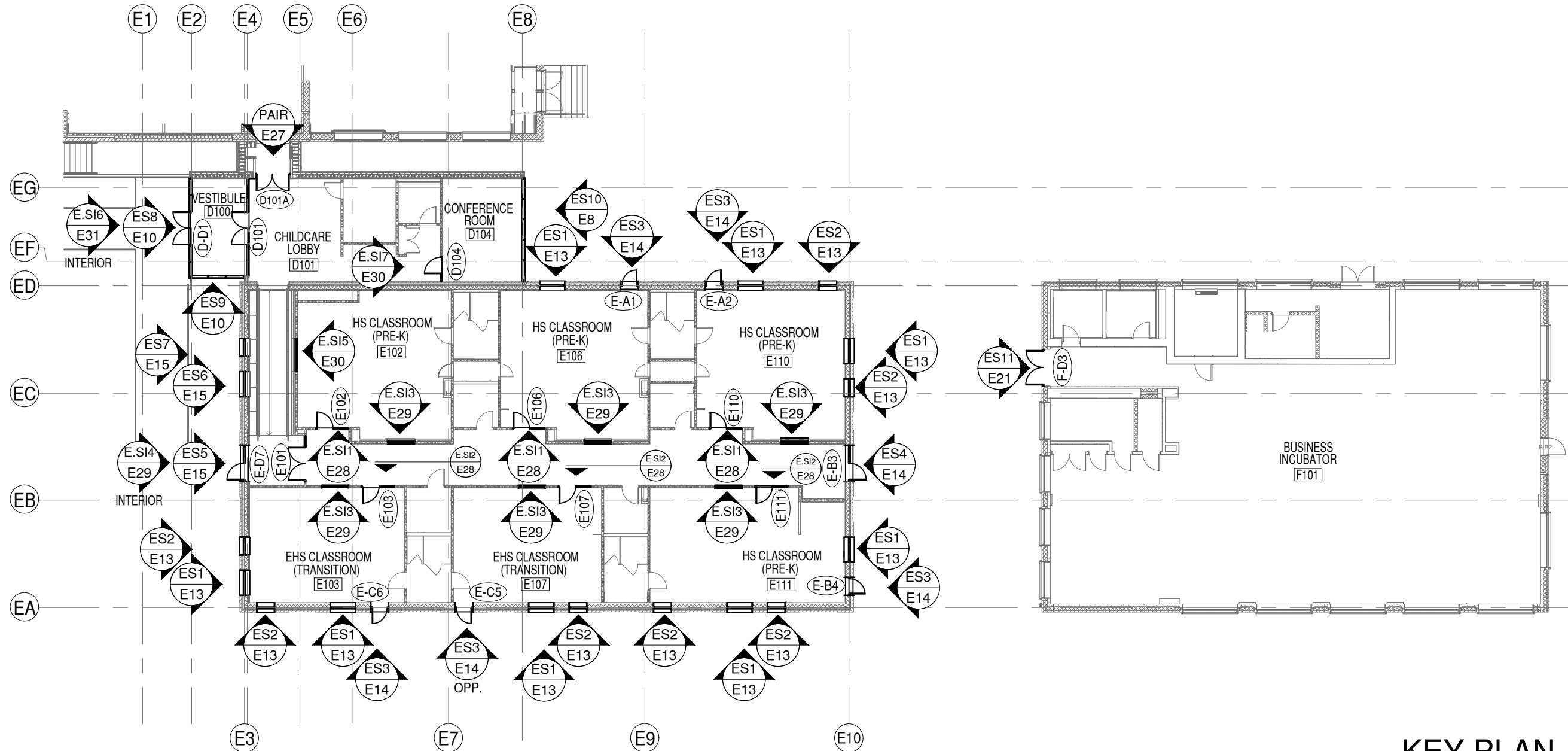
| REVISION | DATE |
|----------|------------|
| 0 | 10.28.2024 |
| 1 | 02.17.2025 |
| 2 | 03.03.2025 |
| 3 | 03.31.2025 |
| 4 | 06.11.2025 |
| 5 | 08.08.2025 |
| 6 | 09.02.2025 |
| 7 | 09.15.2025 |
| 8 | 10.16.2025 |
| 9 | 10.21.2025 |
| 10 | 10.31.2025 |
| 11 | 11.20.2025 |
| 12 | 01.09.2026 |
| 13 | 01.21.2026 |
| 14 | 02.12.2026 |
| 15 | 02.25.2026 |

PROJECT NUMBER:
 24-323

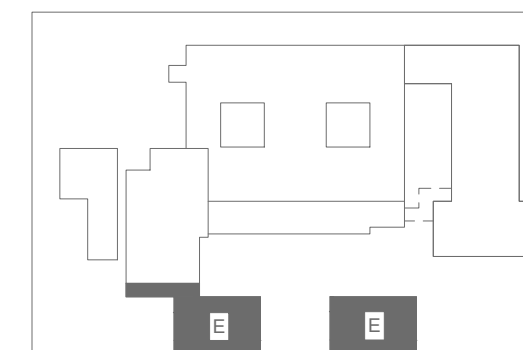
PROJECT NAME:
 OMVHS

SHEET DESCRIPTION:
 PLAN VIEW

SHEET:
 P6



KEY PLAN



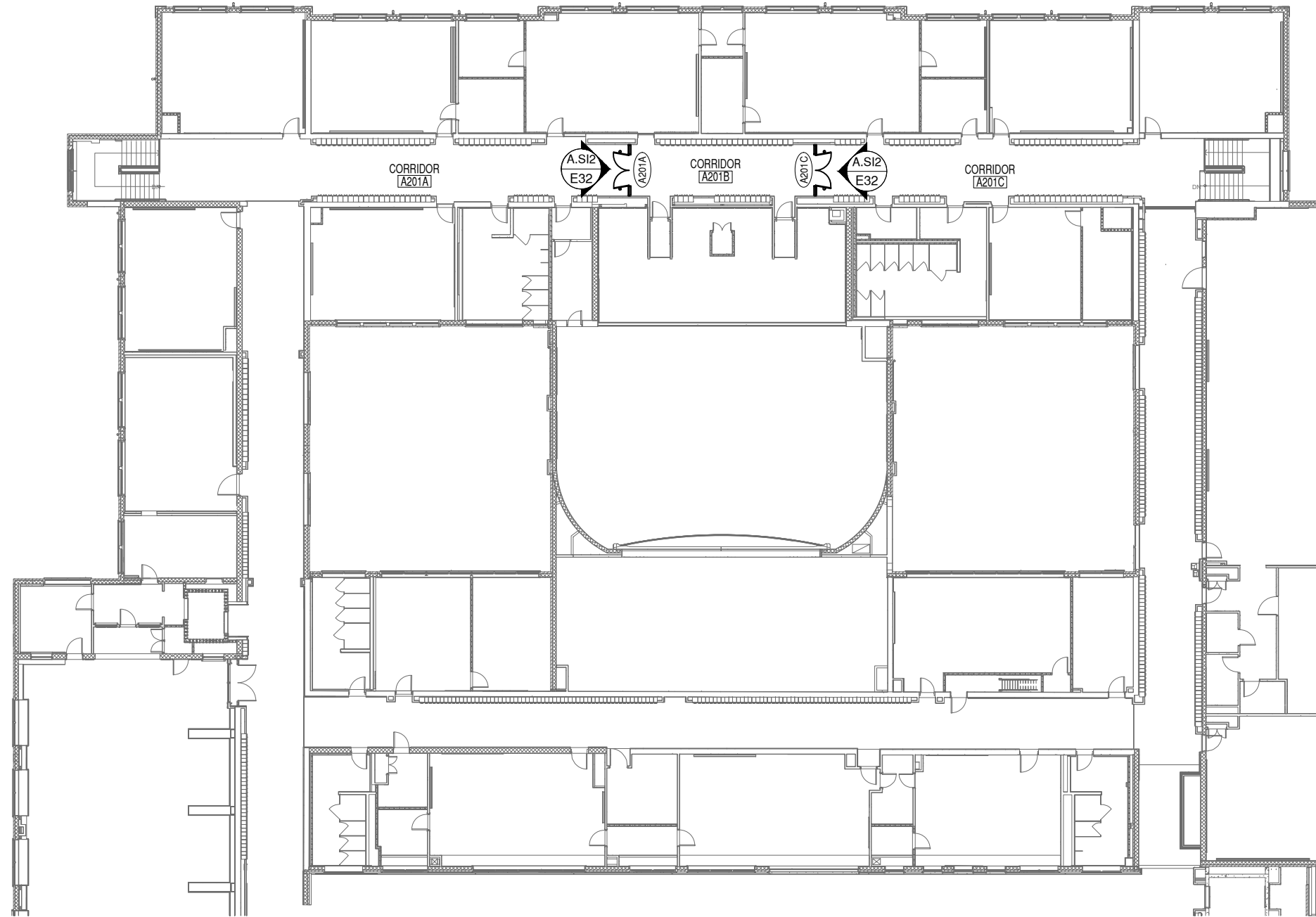
6 LEVEL 1, AREA E - CHILDCARE S. ADDITION AND SHOP
 P6 DRAWING SCALE
 24x36: NTS
 11x17: NTS

ARCH. REF.
 1/A115



NOTE:
 THESE PLANS VIEWS ARE FOR LOCATION
 REFERENCE ONLY. WALLS AND STRUCTURES
 WITHIN THE IMMEDIATE SURROUNDINGS OF THE
 SCOPE OF WORK HAVE BEEN INCLUDED. OTHER
 WALLS AND STRUCTURES MAY NOT BE INCLUDED.
 PLEASE REFER TO THE MOST CURRENT SET OF
 ARCHITECTURAL PLANS FOR FULL PLAN VIEWS.

NOTE:
 ALL DIMENSIONS TO BE FIELD
 VERIFIED PRIOR TO FABRICATION



GLAZING CONTRACTOR

999 STREET, ST
 CITY, STATE 99999
 PH: 999.999.9999



www.MPDRAFTING.com
 P: 248.522.7096
 F: 248.522.7030

ARCHITECT:

VMDO ARCHITECTS
 200 E. MARKET ST.
 CHARLOTTESVILLE, VA 22902
 434.296.5984

ARCHITECT NOTE:
 ALL NOTES REQUESTING VERIFICATION,
 CONFIRMATION, OR INFORMATION THAT ARE
 NOT ANSWERED ARE ASSUMED TO BE
 CORRECT AS SHOWN ON THESE DRAWINGS.

STAMPS/ SUBMITTALS:

| REVISION | DATE |
|----------|------------|
| 0 | 10.28.2024 |
| 1 | 02.17.2025 |
| 2 | 03.03.2025 |
| 3 | 03.31.2025 |
| 4 | 06.11.2025 |
| 5 | 08.08.2025 |
| 6 | 09.02.2025 |
| 7 | 09.15.2025 |
| 8 | 10.16.2025 |
| 9 | 10.21.2025 |
| 10 | 10.31.2025 |
| 11 | 11.20.2025 |
| 12 | 01.09.2026 |
| 13 | 01.21.2026 |
| 14 | 02.12.2026 |
| 15 | 02.25.2026 |

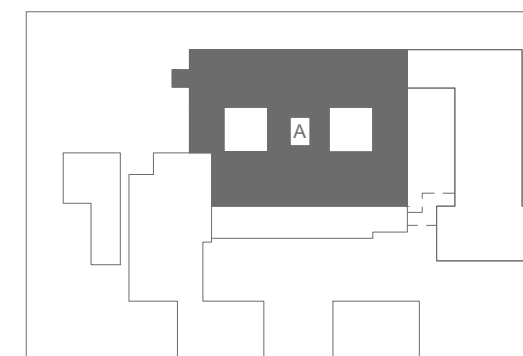
PROJECT NUMBER:
 24-323

PROJECT NAME:
 OMVHS

SHEET DESCRIPTION:
 PLAN VIEW

SHEET:
P7

KEY PLAN



7 LEVEL 2, AREA A - ACADEMIC BUILDING
P7 DRAWING SCALE
 24x36: NTS
 11x17: NTS

ARCH. REF.
 1/A121



NOTE:
 THESE PLANS VIEWS ARE FOR LOCATION
 REFERENCE ONLY. WALLS AND STRUCTURES
 WITHIN THE IMMEDIATE SURROUNDINGS OF THE
 SCOPE OF WORK HAVE BEEN INCLUDED. OTHER
 WALLS AND STRUCTURES MAY NOT BE INCLUDED.
 PLEASE REFER TO THE MOST CURRENT SET OF
 ARCHITECTURAL PLANS FOR FULL PLAN VIEWS.

NOTE:
 ALL DIMENSIONS TO BE FIELD
 VERIFIED PRIOR TO FABRICATION

GLAZING CONTRACTOR

999 STREET, ST
 CITY, STATE 99999
 PH: 999.999.9999



www.MPDRAFTING.com
 P: 248.522.7096
 F: 248.522.7030

ARCHITECT:

VMDO ARCHITECTS
 200 E. MARKET ST.
 CHARLOTTESVILLE, VA 22902
 434.296.5984

ARCHITECT NOTE:
 ALL NOTES REQUESTING VERIFICATION,
 CONFIRMATION, OR INFORMATION THAT ARE
 NOT ANSWERED ARE ASSUMED TO BE
 CORRECT AS SHOWN ON THESE DRAWINGS.

STAMPS/ SUBMITTALS:

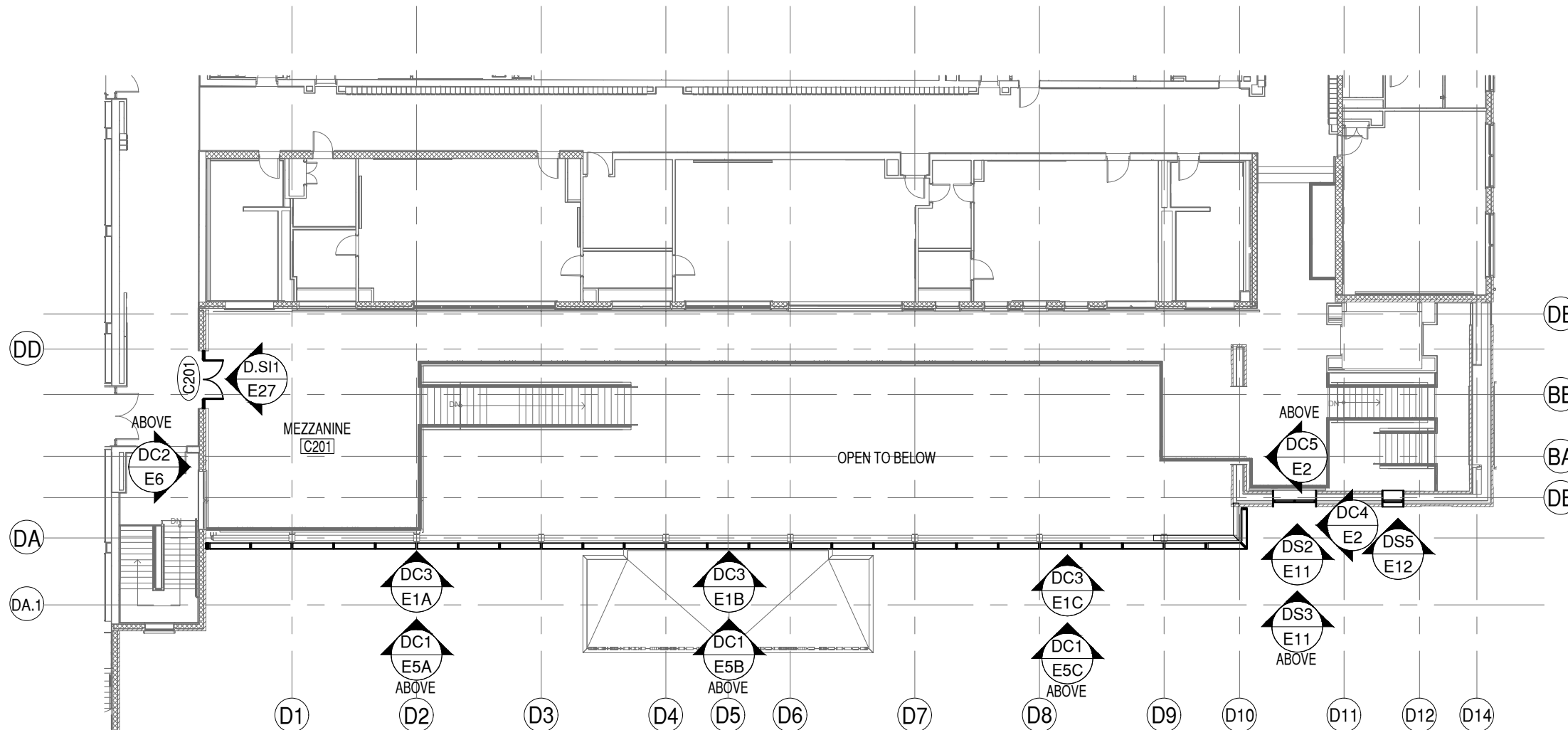
| REVISION | DATE |
|----------|------------|
| 0 | 10.28.2024 |
| 1 | 02.17.2025 |
| 2 | 03.03.2025 |
| 3 | 03.31.2025 |
| 4 | 06.11.2025 |
| 5 | 08.08.2025 |
| 6 | 09.02.2025 |
| 7 | 09.15.2025 |
| 8 | 10.16.2025 |
| 9 | 10.21.2025 |
| 10 | 10.31.2025 |
| 11 | 11.20.2025 |
| 12 | 01.09.2026 |
| 13 | 01.21.2026 |
| 14 | 02.12.2026 |
| 15 | 02.25.2026 |

PROJECT NUMBER:
 24-323

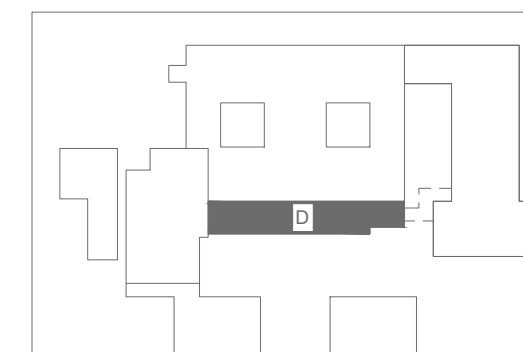
PROJECT NAME:
 OMVHS

SHEET DESCRIPTION:
 PLAN VIEW

SHEET:
P8



KEY PLAN



8 LEVEL 2, AREA D - WELCOME CENTER
P8 DRAWING SCALE
 24x36: NTS
 11x17: NTS

ARCH. REF.
 1/A124



GLAZING CONTRACTOR

999 STREET, ST
CITY, STATE 99999
PH: 999.999.9999



www.MPDRAFTING.com
P: 248.522.7096
F: 248.522.7030

ARCHITECT:

VMDO ARCHITECTS
200 E. MARKET ST.
CHARLOTTESVILLE, VA 22902
434.296.5984

ARCHITECT NOTE:
ALL NOTES REQUESTING VERIFICATION,
CONFIRMATION, OR INFORMATION THAT ARE
NOT ANSWERED ARE ASSUMED TO BE
CORRECT AS SHOWN ON THESE DRAWINGS.

STAMPS/ SUBMITTALS:


| REVISION | DATE |
|----------|------------|
| 0 | 10.28.2024 |
| 1 | 02.17.2025 |
| 2 | 03.03.2025 |
| 3 | 03.31.2025 |
| 4 | 06.11.2025 |
| 5 | 08.08.2025 |
| 6 | 09.02.2025 |
| 7 | 09.15.2025 |
| 8 | 10.16.2025 |
| 9 | 10.21.2025 |
| 10 | 10.31.2025 |
| 11 | 11.20.2025 |
| 12 | 01.09.2026 |
| 13 | 01.21.2026 |
| 14 | 02.12.2026 |
| 15 | 02.25.2026 |

PROJECT NUMBER:
24-323

PROJECT NAME:
OMVHS

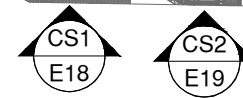
SHEET DESCRIPTION:
BUILDING ELEVATIONS

SHEET:
BE1



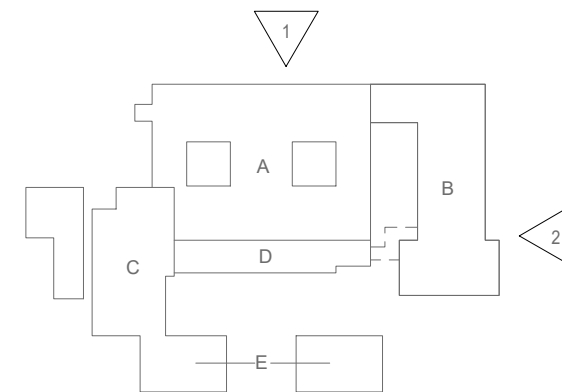
1 OVERALL ELEVATION - NORTH
BE1 DRAWING SCALE
24x36: NTS
11x17: NTS

ARCH. REF.
1/A300



2 OVERALL ELEVATION - EAST
BE1 DRAWING SCALE
24x36: NTS
11x17: NTS

ARCH. REF.
2/A300



GLAZING CONTRACTOR

999 STREET, ST
CITY, STATE 99999
PH: 999.999.9999



www.MPDRAFTING.com
P: 248.522.7096
F: 248.522.7030

ARCHITECT:

VMDO ARCHITECTS
200 E. MARKET ST.
CHARLOTTESVILLE, VA 22902
434.296.5984

ARCHITECT NOTE:
ALL NOTES REQUESTING VERIFICATION,
CONFIRMATION, OR INFORMATION THAT ARE
NOT ANSWERED ARE ASSUMED TO BE
CORRECT AS SHOWN ON THESE DRAWINGS.

STAMPS/ SUBMITTALS:

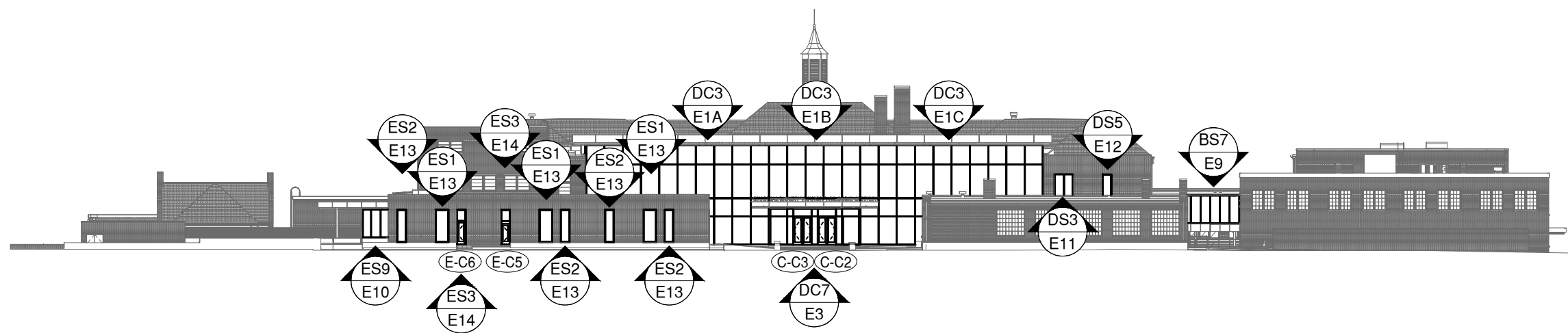
| REVISION | DATE |
|----------|------------|
| 0 | 10.28.2024 |
| 1 | 02.17.2025 |
| 2 | 03.03.2025 |
| 3 | 03.31.2025 |
| 4 | 06.11.2025 |
| 5 | 08.08.2025 |
| 6 | 09.02.2025 |
| 7 | 09.15.2025 |
| 8 | 10.16.2025 |
| 9 | 10.21.2025 |
| 10 | 10.31.2025 |
| 11 | 11.20.2025 |
| 12 | 01.09.2026 |
| 13 | 01.21.2026 |
| 14 | 02.12.2026 |
| 15 | 02.25.2026 |

PROJECT NUMBER:
24-323

PROJECT NAME:
OMVHS

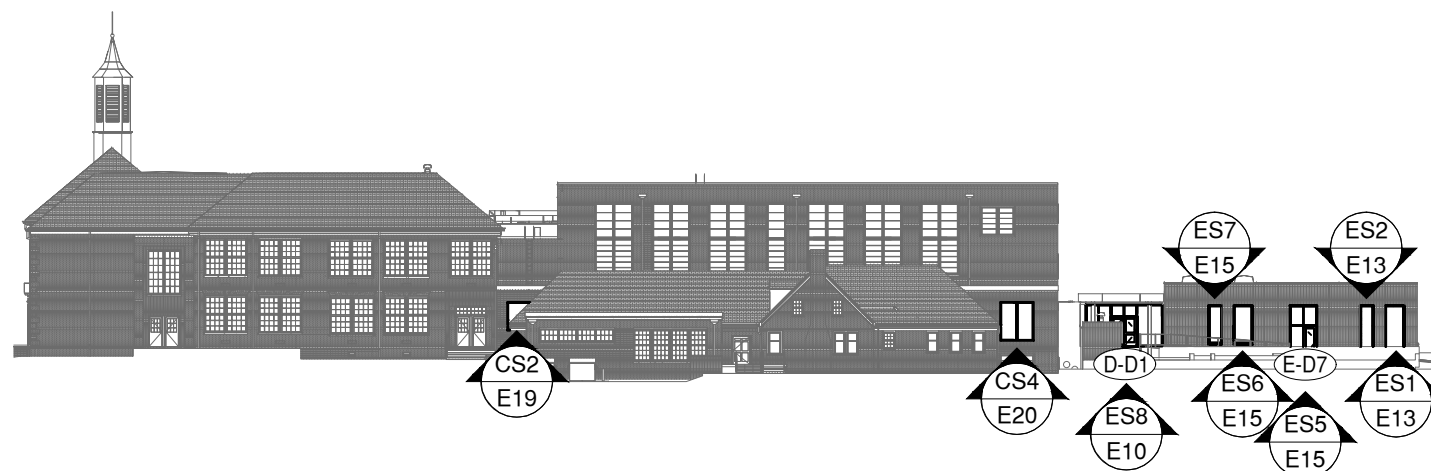
SHEET DESCRIPTION:
BUILDING ELEVATIONS

SHEET:
BE2



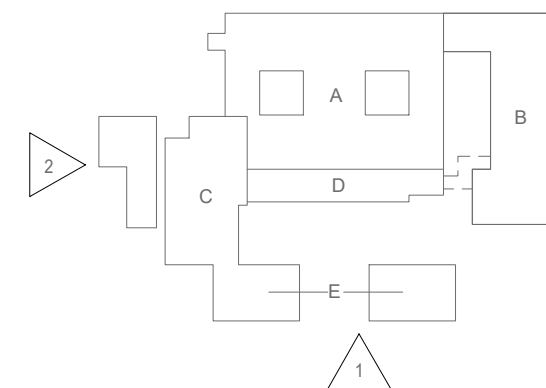
1 OVERALL ELEVATION - SOUTH
BE2 DRAWING SCALE
24x36: NTS
11x17: NTS

ARCH. REF.
3/A300

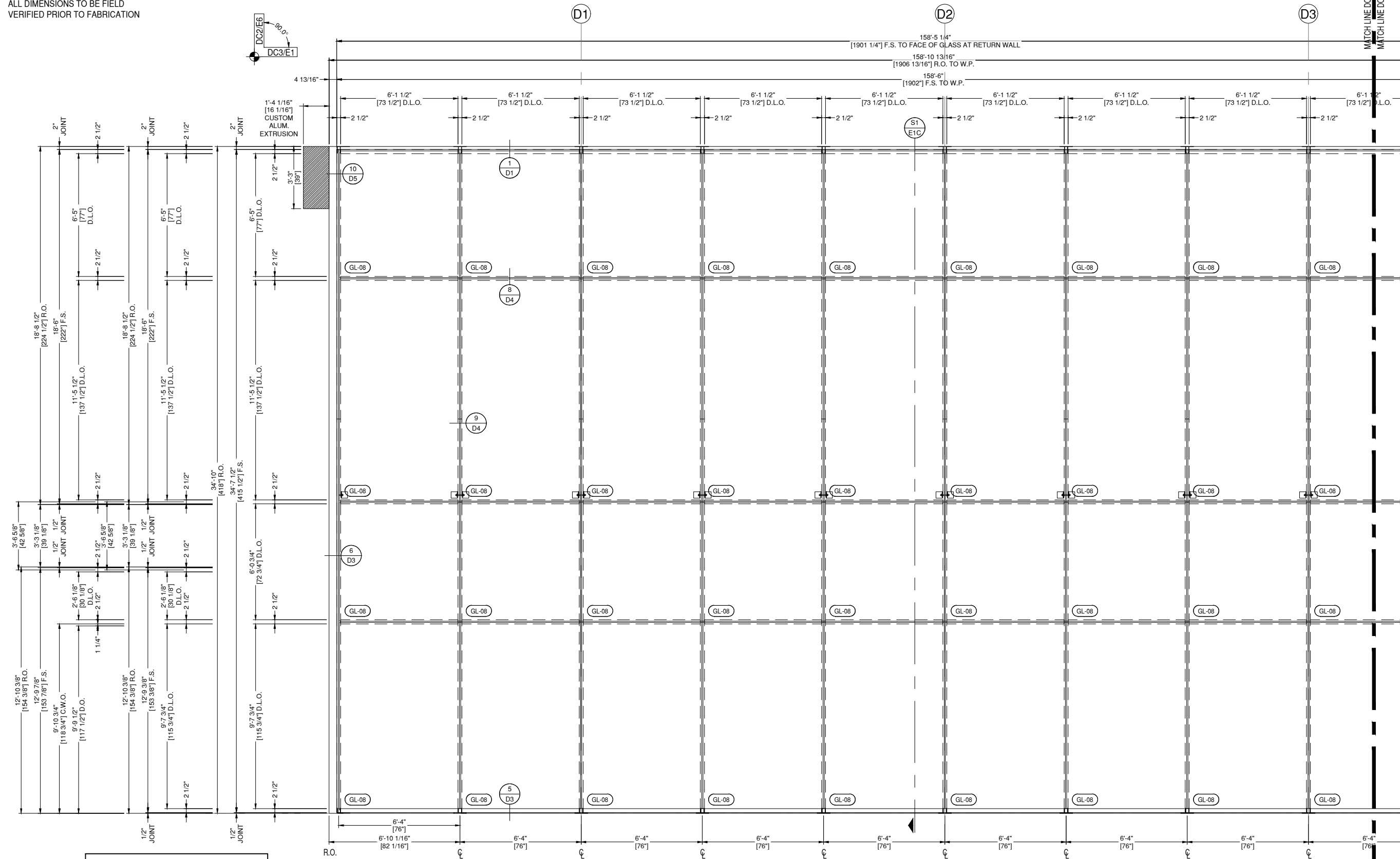


2 OVERALL ELEVATION - WEST
BE2 DRAWING SCALE
24x36: NTS
11x17: NTS

ARCH. REF.
4/A300



NOTE:
ALL DIMENSIONS TO BE FIELD
VERIFIED PRIOR TO FABRICATION



ARCHITECT NOTE:
HORIZONTAL MULLIONS HAVE BEEN
ADJUSTED AT THIS FRAME TO MATCH
DOOR SCHEDULE. PLEASE CONFIRM.

PLEASE CONFIRM THIS LAYOUT IS
ACCEPTABLE YES NO

NOTE:
SETTING BLOCKS LOCATED AT 1/8"
POINTS TYPICAL ELEVATION DC3

DC3 ELEVATION DC3
E1A DRAWING SCALE
24x36: 1/2" = 1'-0"
11x17: 1/4" = 1'-0"

THUS REQ'D: 1
OPP REQ'D: 0
TOTAL REQ'D: 1

ARCH. REF.
DC3/A327

OLDCASTLE RELIANCE CASSETTE SERIES CW (10-7/8")
OLDCASTLE WS-500TC THERMAL WIDE STILE ENTRANCE SYSTEM
FINISH: 3 COAT CUSTOM PAINT - NIGHTHAWK GRAY

GLAZING CONTRACTOR

999 STREET, ST
CITY, STATE 99999
PH: 999.999.9999



www.MPDRAFTING.com
P: 248.522.7096
F: 248.522.7030

ARCHITECT:

VMDO ARCHITECTS
200 E. MARKET ST.
CHARLOTTESVILLE, VA 22902
434.296.5984

ARCHITECT NOTE:
ALL NOTES REQUESTING VERIFICATION,
CONFIRMATION, OR INFORMATION THAT ARE
NOT ANSWERED ARE ASSUMED TO BE
CORRECT AS SHOWN ON THESE DRAWINGS.

STAMPS/ SUBMITTALS:

| REVISION | DATE |
|----------|------------|
| 0 | 10.28.2024 |
| 1 | 02.17.2025 |
| 2 | 03.03.2025 |
| 3 | 03.31.2025 |
| 4 | 06.11.2025 |
| 5 | 08.08.2025 |
| 6 | 09.02.2025 |
| 7 | 09.15.2025 |
| 8 | 10.16.2025 |
| 9 | 10.21.2025 |
| 10 | 10.31.2025 |
| 11 | 11.20.2025 |
| 12 | 01.09.2026 |
| 13 | 01.21.2026 |
| 14 | 02.12.2026 |
| 15 | 02.25.2026 |

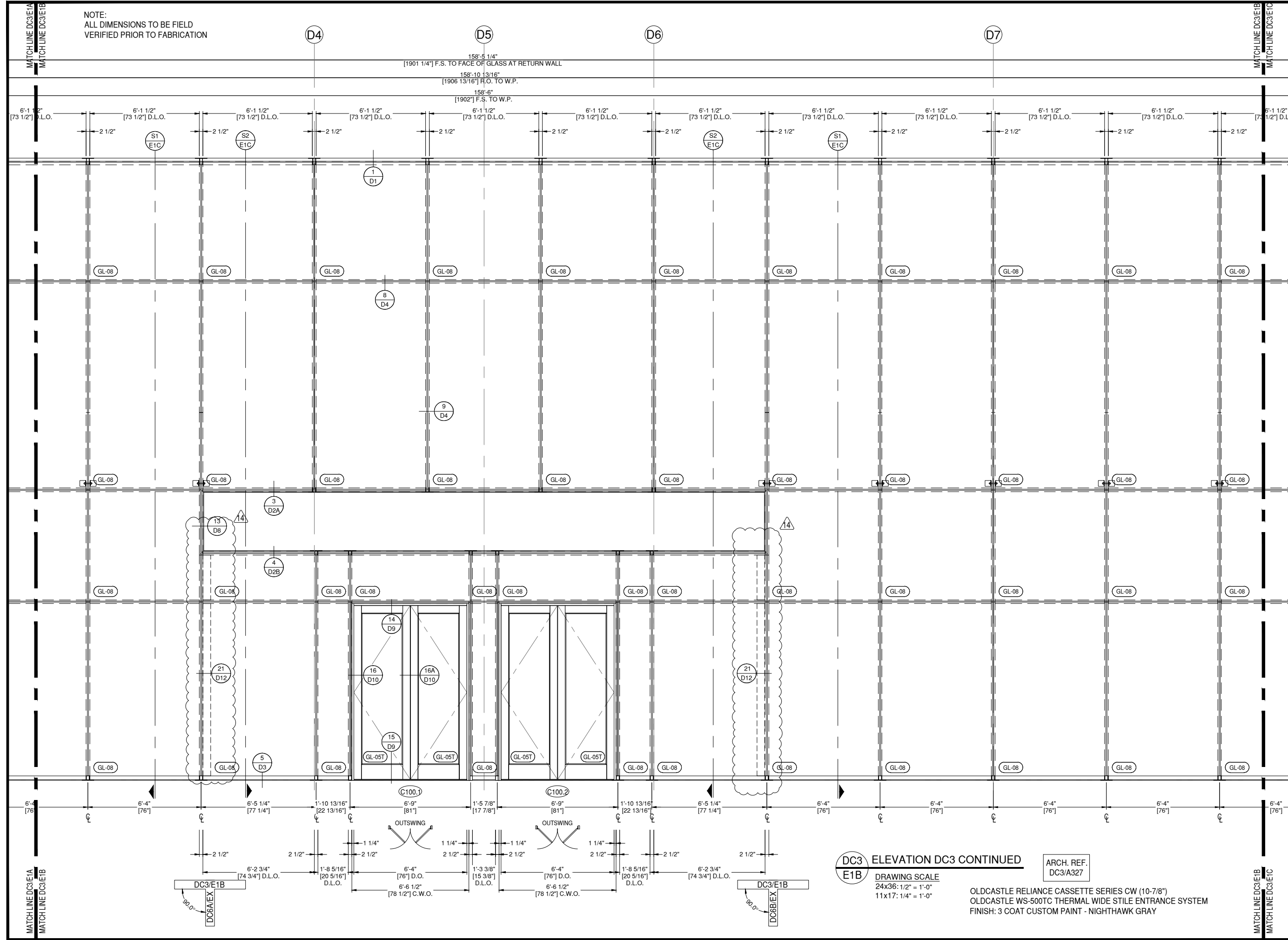
PROJECT NUMBER:
24-323

PROJECT NAME:
OMVHS

SHEET DESCRIPTION:
ELEVATIONS

SHEET:
E1A

NOTE:
ALL DIMENSIONS TO BE FIELD
VERIFIED PRIOR TO FABRICATION



GLAZING CONTRACTOR

999 STREET, ST
CITY, STATE 99999
PH: 999.999.9999



www.MPDRAFTING.com
P: 248.522.7096
F: 248.522.7030

ARCHITECT:

VMDO ARCHITECTS
200 E. MARKET ST.
CHARLOTTESVILLE, VA 22902
434.296.5984

ARCHITECT NOTE:
ALL NOTES REQUESTING VERIFICATION,
CONFIRMATION, OR INFORMATION THAT ARE
NOT ANSWERED ARE ASSUMED TO BE
CORRECT AS SHOWN ON THESE DRAWINGS.

STAMPS/ SUBMITTALS:

| REVISION | DATE |
|----------|------------|
| 0 | 10.28.2024 |
| 1 | 02.17.2025 |
| 2 | 03.03.2025 |
| 3 | 03.31.2025 |
| 4 | 06.11.2025 |
| 5 | 08.08.2025 |
| 6 | 09.02.2025 |
| 7 | 09.15.2025 |
| 8 | 10.16.2025 |
| 9 | 10.21.2025 |
| 10 | 10.31.2025 |
| 11 | 11.20.2025 |
| 12 | 01.09.2026 |
| 13 | 01.21.2026 |
| 14 | 02.12.2026 |
| 15 | 02.25.2026 |

PROJECT NUMBER:
24-323

PROJECT NAME:
OMVHS

SHEET DESCRIPTION:
ELEVATIONS

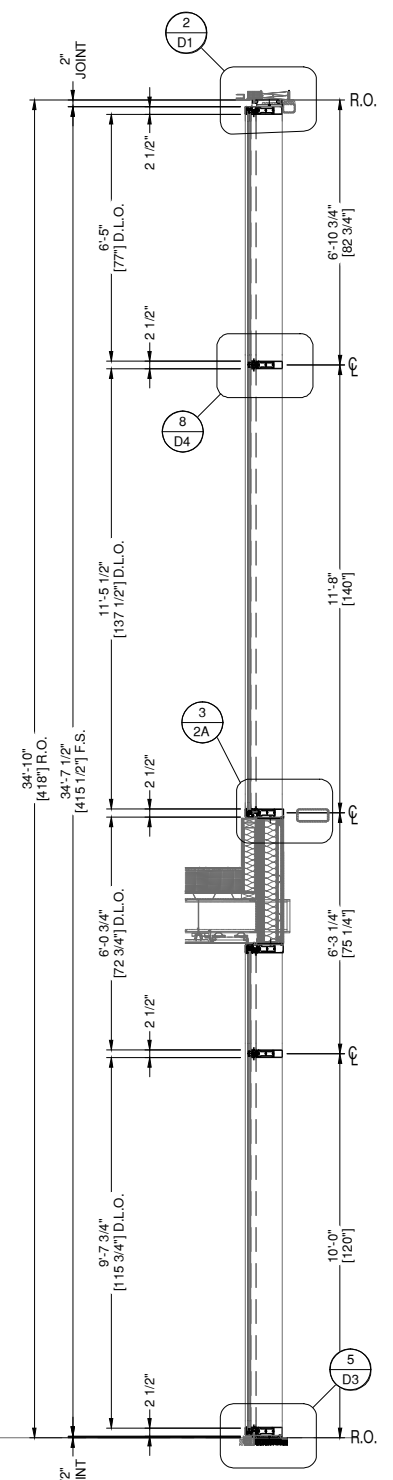
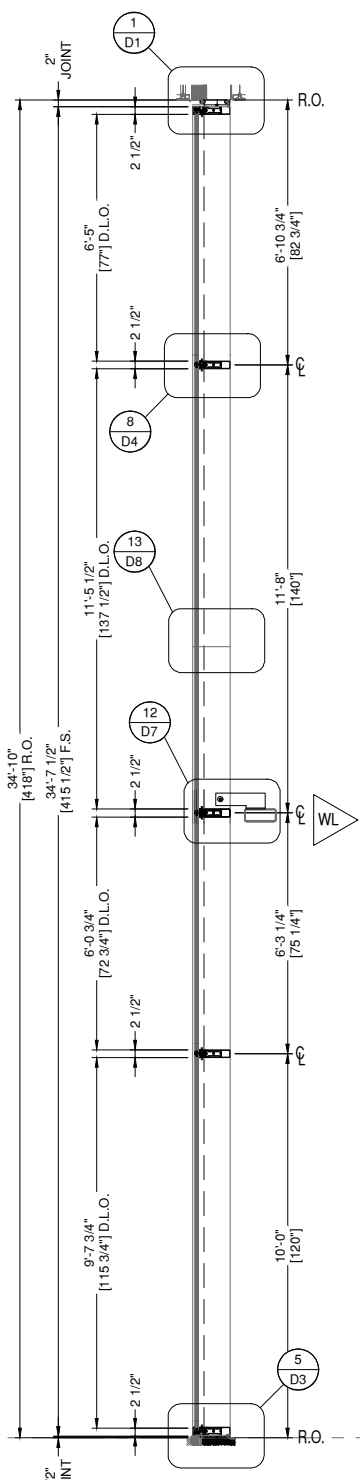
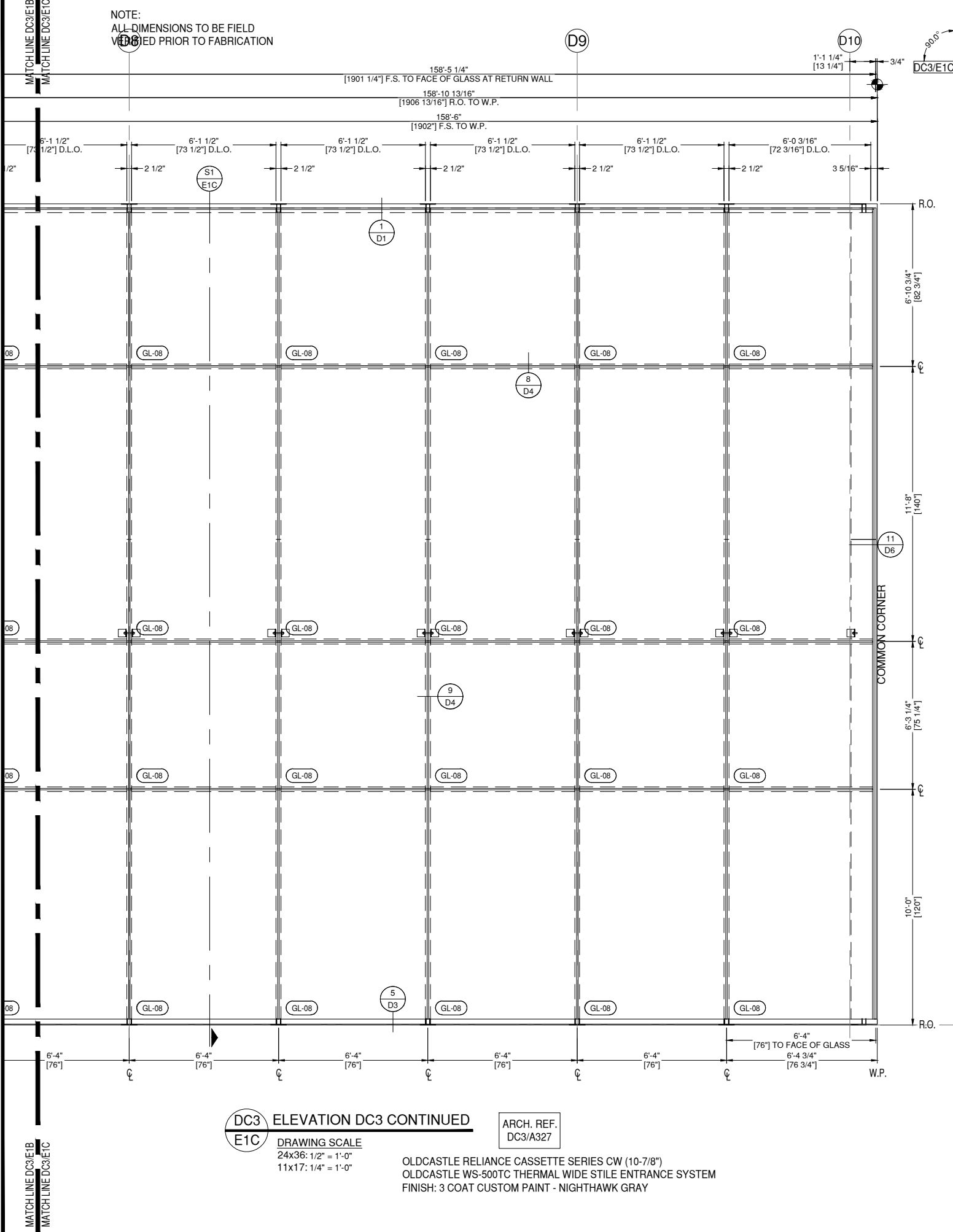
SHEET:
E1B

DC3 ELEVATION DC3 CONTINUED
E1B

ARCH. REF.
DC3/A327

DRAWING SCALE
24x36: 1/2" = 1'-0"
11x17: 1/4" = 1'-0"

OLDCASTLE RELIANCE CASSETTE SERIES CW (10-7/8")
OLDCASTLE WS-500TC THERMAL WIDE STILE ENTRANCE SYSTEM
FINISH: 3 COAT CUSTOM PAINT - NIGHTHAWK GRAY



WELCOME CENTER
LEVEL 1
74'-3 1/2"

GLAZING CONTRACTOR

999 STREET, ST
CITY, STATE 99999
PH: 999.999.9999

MP drafting & design
www.MPDRAFTING.com
P: 248.522.7096
F: 248.522.7030

ARCHITECT:
VMDO ARCHITECTS
200 E. MARKET ST.
CHARLOTTESVILLE, VA 22902
434.296.5984

ARCHITECT NOTE:
ALL NOTES REQUESTING VERIFICATION,
CONFIRMATION, OR INFORMATION THAT ARE
NOT ANSWERED ARE ASSUMED TO BE
CORRECT AS SHOWN ON THESE DRAWINGS.

**STAMPS/
SUBMITTALS:**

| REVISION | DATE |
|----------|------------|
| 0 | 10.28.2024 |
| 1 | 02.17.2025 |
| 2 | 03.03.2025 |
| 3 | 03.31.2025 |
| 4 | 06.11.2025 |
| 5 | 08.08.2025 |
| 6 | 09.02.2025 |
| 7 | 09.15.2025 |
| 8 | 10.16.2025 |
| 9 | 10.21.2025 |
| 10 | 10.31.2025 |
| 11 | 11.20.2025 |
| 12 | 01.09.2026 |
| 13 | 01.21.2026 |
| 14 | 02.12.2026 |
| 15 | 02.25.2026 |

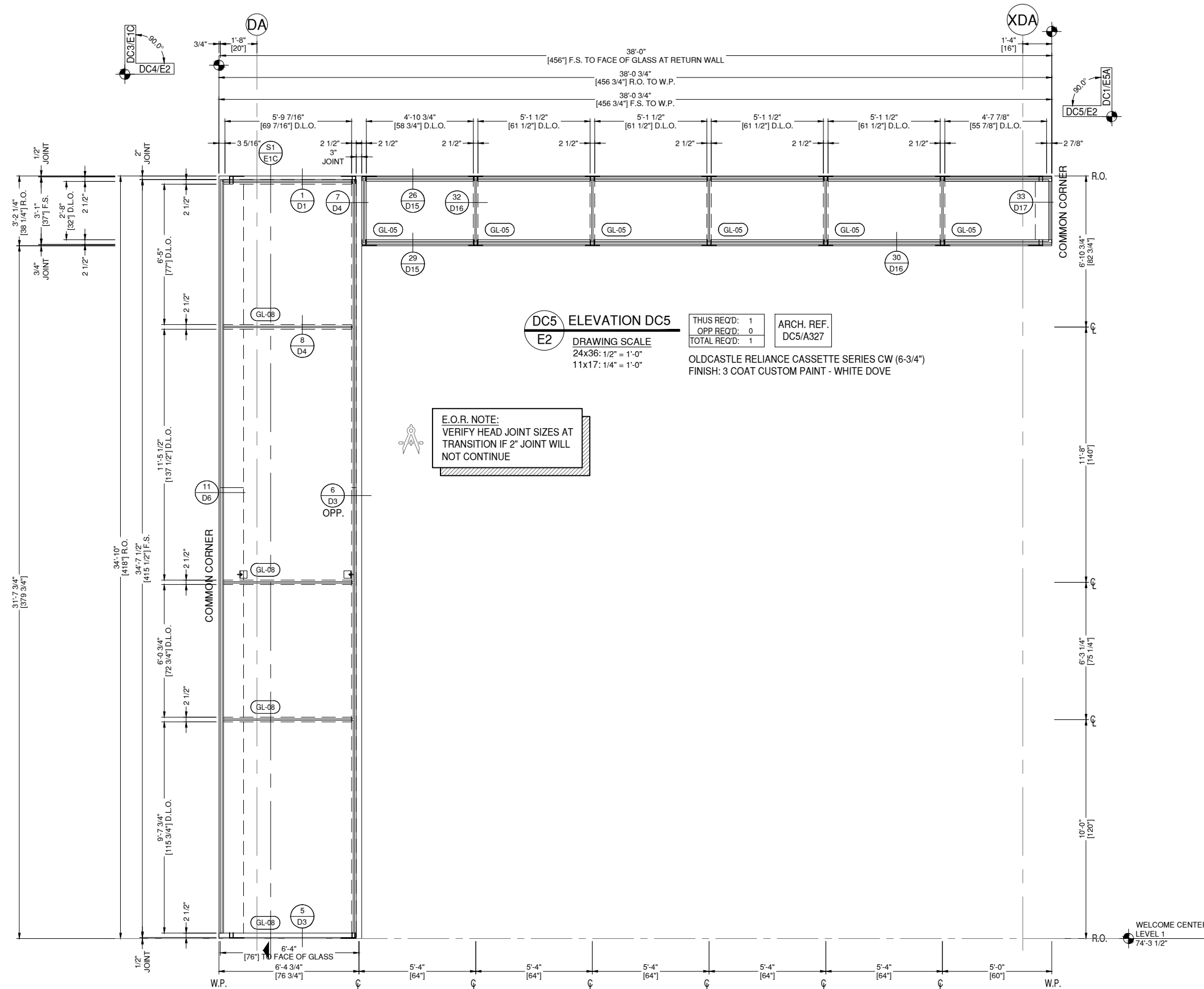
PROJECT NUMBER:
24-323

PROJECT NAME:
OMVHS

SHEET DESCRIPTION:
ELEVATIONS

SHEET:
E1C

NOTE:
ALL DIMENSIONS TO BE FIELD
VERIFIED PRIOR TO FABRICATION



DC4 ELEVATION DC4
E2 DRAWING SCALE
24x36: 1/2" = 1'-0"
11x17: 1/4" = 1'-0"

THUS REQ'D: 1
OPP REQ'D: 0
TOTAL REQ'D: 1

ARCH. REF.
DC4/A327

OLDCASTLE RELIANCE CASSETTE SERIES CW (10-7/8")
FINISH: 3 COAT CUSTOM PAINT - NIGHTHAWK GRAY

DC5 ELEVATION DC5
E2 DRAWING SCALE
24x36: 1/2" = 1'-0"
11x17: 1/4" = 1'-0"

THUS REQ'D: 1
OPP REQ'D: 0
TOTAL REQ'D: 1

ARCH. REF.
DC5/A327

OLDCASTLE RELIANCE CASSETTE SERIES CW (6-3/4")
FINISH: 3 COAT CUSTOM PAINT - WHITE DOVE

E.O.R. NOTE:
VERIFY HEAD JOINT SIZES AT
TRANSITION IF 2" JOINT WILL
NOT CONTINUE

GLAZING CONTRACTOR

999 STREET, ST
CITY, STATE 99999
PH: 999.999.9999



www.MPDRAFTING.com
P: 248.522.7096
F: 248.522.7030

ARCHITECT:

VMDO ARCHITECTS
200 E. MARKET ST.
CHARLOTTESVILLE, VA 22902
434.296.5984

ARCHITECT NOTE:
ALL NOTES REQUESTING VERIFICATION,
CONFIRMATION, OR INFORMATION THAT ARE
NOT ANSWERED ARE ASSUMED TO BE
CORRECT AS SHOWN ON THESE DRAWINGS.

STAMPS/ SUBMITTALS:

| REVISION | DATE |
|----------|------------|
| 0 | 10.28.2024 |
| 1 | 02.17.2025 |
| 2 | 03.03.2025 |
| 3 | 03.31.2025 |
| 4 | 06.11.2025 |
| 5 | 08.08.2025 |
| 6 | 09.02.2025 |
| 7 | 09.15.2025 |
| 8 | 10.16.2025 |
| 9 | 10.21.2025 |
| 10 | 10.31.2025 |
| 11 | 11.20.2025 |
| 12 | 01.09.2026 |
| 13 | 01.21.2026 |
| 14 | 02.12.2026 |
| 15 | 02.25.2026 |

PROJECT NUMBER:
24-323

PROJECT NAME:
OMVHS

SHEET DESCRIPTION:
ELEVATIONS

SHEET:
E2

NOTE:
ALL DIMENSIONS TO BE FIELD
VERIFIED PRIOR TO FABRICATION

GLAZING CONTRACTOR

999 STREET, ST
CITY, STATE 99999
PH: 999.999.9999

MP drafting
& design

www.MPDRAFTING.com
P: 248.522.7096
F: 248.522.7030

ARCHITECT:

VMDO ARCHITECTS
200 E. MARKET ST.
CHARLOTTESVILLE, VA 22902
434.296.5984

ARCHITECT NOTE:
ALL NOTES REQUESTING VERIFICATION,
CONFIRMATION, OR INFORMATION THAT ARE
NOT ANSWERED ARE ASSUMED TO BE
CORRECT AS SHOWN ON THESE DRAWINGS.

STAMPS/ SUBMITTALS:

| REVISION | DATE |
|----------|------------|
| 0 | 10.28.2024 |
| 1 | 02.17.2025 |
| 2 | 03.03.2025 |
| 3 | 03.31.2025 |
| 4 | 06.11.2025 |
| 5 | 08.08.2025 |
| 6 | 09.02.2025 |
| 7 | 09.15.2025 |
| 8 | 10.16.2025 |
| 9 | 10.21.2025 |
| 10 | 10.31.2025 |
| 11 | 11.20.2025 |
| 12 | 01.09.2026 |
| 13 | 01.21.2026 |
| 14 | 02.12.2026 |
| 15 | 02.25.2026 |

PROJECT NUMBER:
24-323

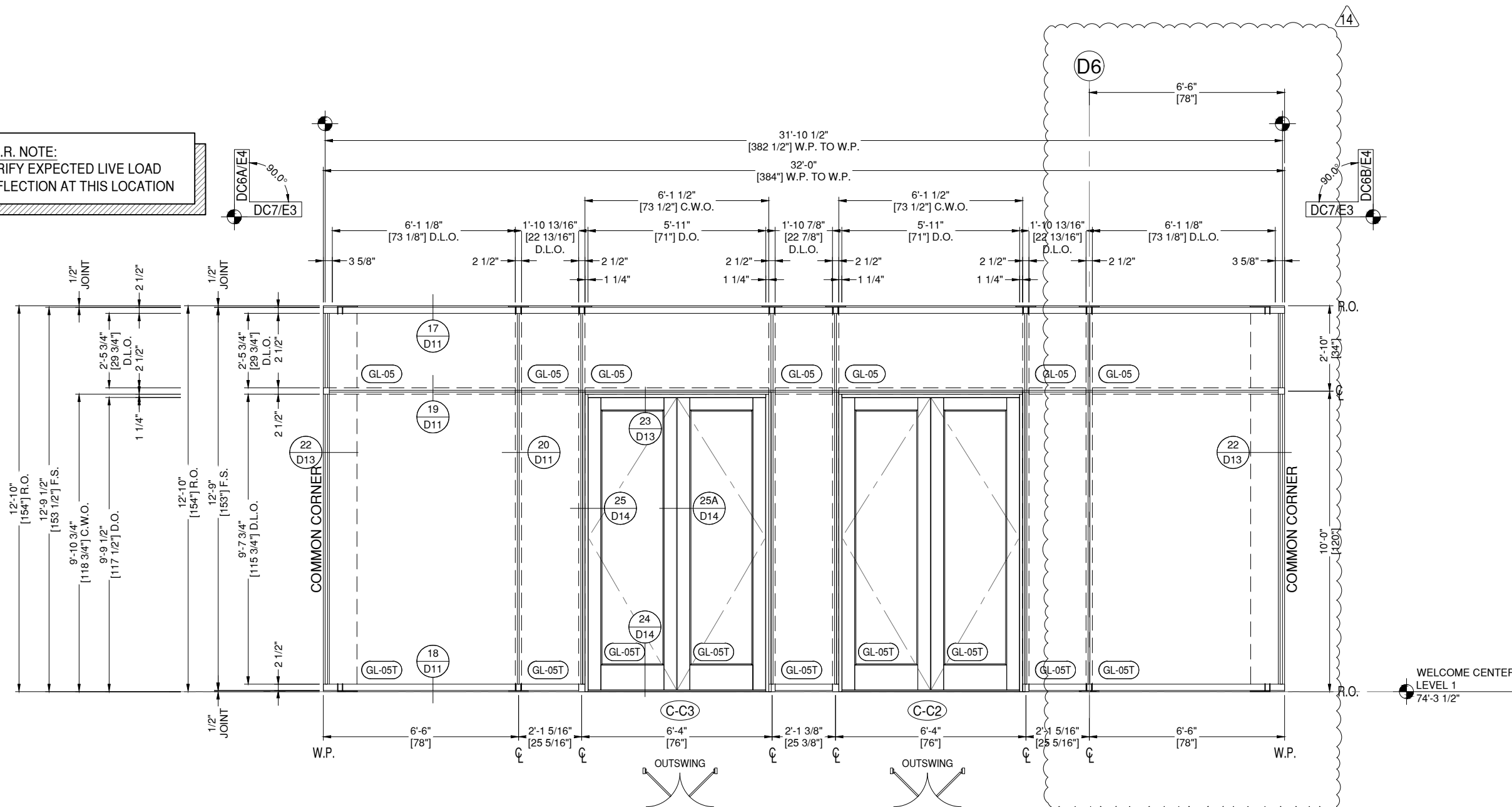
PROJECT NAME:
OMVHS

SHEET DESCRIPTION:
ELEVATIONS

SHEET:
E3



E.O.R. NOTE:
VERIFY EXPECTED LIVE LOAD
DEFLECTION AT THIS LOCATION



DC7 ELEVATION DC7
E3 DRAWING SCALE
24x36: 1/2" = 1'-0"
11x17: 1/4" = 1'-0"

| | | |
|--------------|---|------------------------|
| THUS REQ'D: | 1 | ARCH. REF. DC7/A327 |
| OPP REQ'D: | 0 | |
| TOTAL REQ'D: | 1 | |

OLDCASTLE RELIANCE CASSETTE SERIES CW (8")
OLDCASTLE WS-500TC THERMAL WIDE STILE ENTRANCE SYSTEM
FINISH: 3 COAT CUSTOM PAINT - NIGHTHAWK GRAY

NOTE:
ALL DIMENSIONS TO BE FIELD
VERIFIED PRIOR TO FABRICATION

GLAZING CONTRACTOR

999 STREET, ST
CITY, STATE 99999
PH: 999.999.9999

MP drafting
& design

www.MPDRAFTING.com
P: 248.522.7096
F: 248.522.7030

ARCHITECT:

VMDO ARCHITECTS
200 E. MARKET ST.
CHARLOTTESVILLE, VA 22902
434.296.5984

ARCHITECT NOTE:
ALL NOTES REQUESTING VERIFICATION,
CONFIRMATION, OR INFORMATION THAT ARE
NOT ANSWERED ARE ASSUMED TO BE
CORRECT AS SHOWN ON THESE DRAWINGS.

STAMPS/ SUBMITTALS:

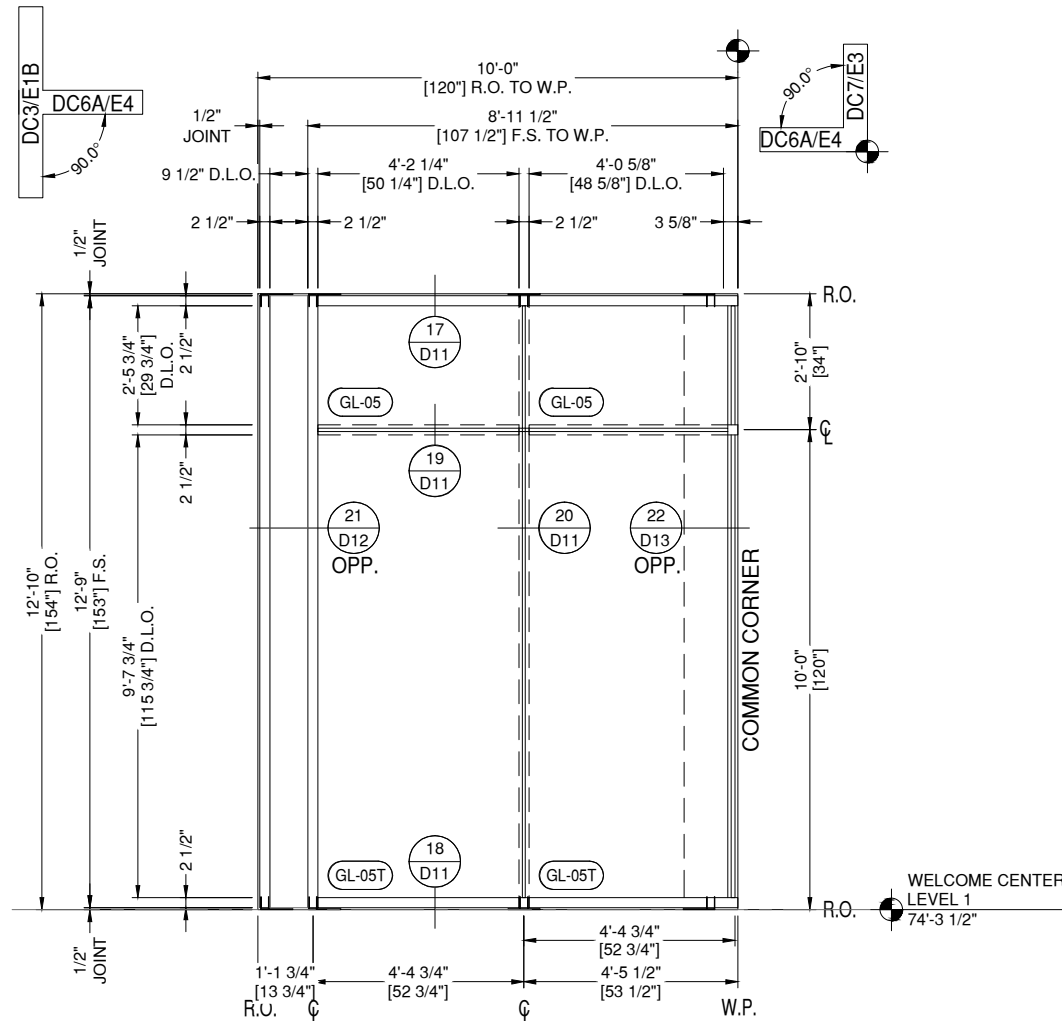
| REVISION | DATE |
|----------|------------|
| 0 | 10.28.2024 |
| 1 | 02.17.2025 |
| 2 | 03.03.2025 |
| 3 | 03.31.2025 |
| 4 | 06.11.2025 |
| 5 | 08.08.2025 |
| 6 | 09.02.2025 |
| 7 | 09.15.2025 |
| 8 | 10.16.2025 |
| 9 | 10.21.2025 |
| 10 | 10.31.2025 |
| 11 | 11.20.2025 |
| 12 | 01.09.2026 |
| 13 | 01.21.2026 |
| 14 | 02.12.2026 |
| 15 | 02.25.2026 |

PROJECT NUMBER:
24-323

PROJECT NAME:
OMVHS

SHEET DESCRIPTION:
ELEVATIONS

SHEET:
E4

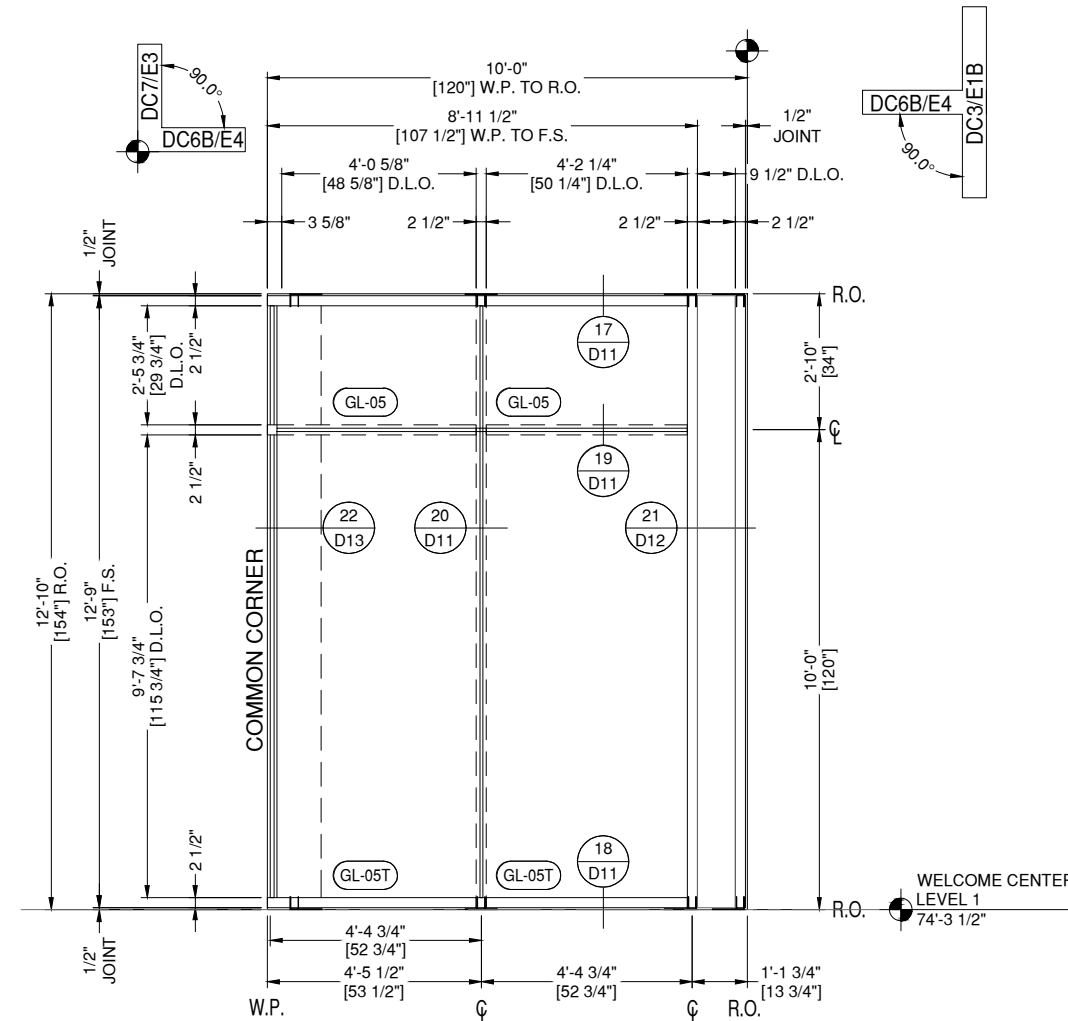


DC6A ELEVATION DC6A
E4 DRAWING SCALE
24x36: 1/2" = 1'-0"
11x17: 1/4" = 1'-0"

THUS REQ'D: 1
OPP REQ'D: 0
TOTAL REQ'D: 1

ARCH. REF.
DC6A/A327

OLDCASTLE RELIANCE CASSETTE SERIES CW (8")
FINISH: 3 COAT CUSTOM PAINT - NIGHTHAWK GRAY



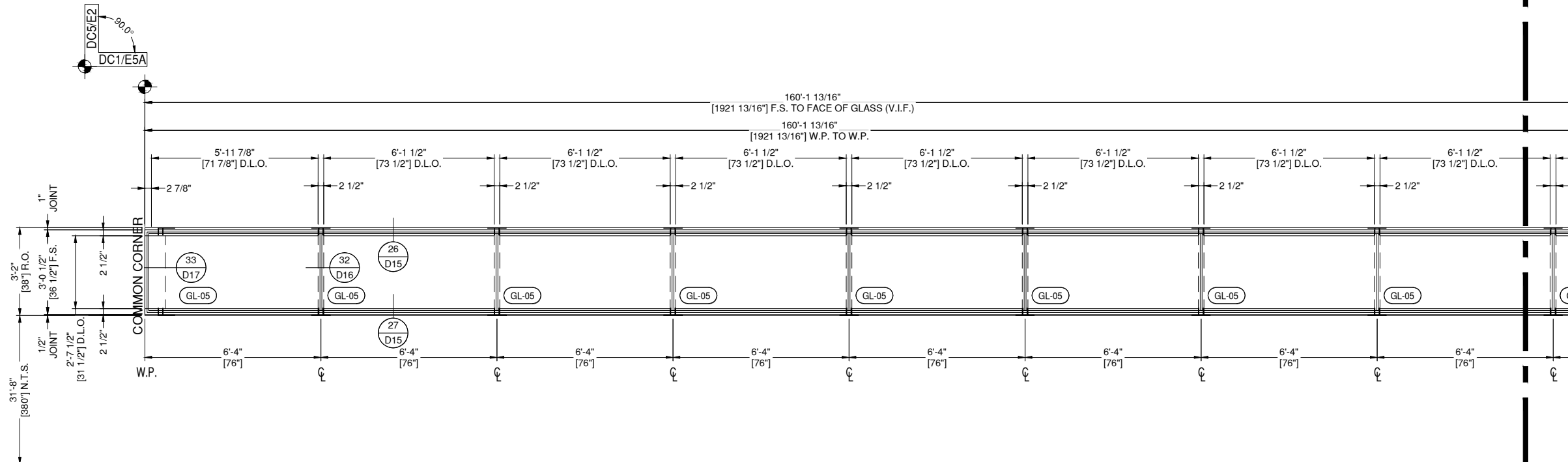
DC6B ELEVATION DC6B
E4 DRAWING SCALE
24x36: 1/2" = 1'-0"
11x17: 1/4" = 1'-0"

THUS REQ'D: 1
OPP REQ'D: 0
TOTAL REQ'D: 1

ARCH. REF.
DC6B/A327

OLDCASTLE RELIANCE CASSETTE SERIES CW (8")
FINISH: 3 COAT CUSTOM PAINT - NIGHTHAWK GRAY

NOTE:
ALL DIMENSIONS TO BE FIELD
VERIFIED PRIOR TO FABRICATION



MATCH LINE DC1/E5A
MATCH LINE DC1/E5B

GLAZING CONTRACTOR

999 STREET, ST
CITY, STATE 99999
PH: 999.999.9999



www.MPDRAFTING.com
P: 248.522.7096
F: 248.522.7030

ARCHITECT:

VMDO ARCHITECTS
200 E. MARKET ST.
CHARLOTTESVILLE, VA 22902
434.296.5984

ARCHITECT NOTE:
ALL NOTES REQUESTING VERIFICATION,
CONFIRMATION, OR INFORMATION THAT ARE
NOT ANSWERED ARE ASSUMED TO BE
CORRECT AS SHOWN ON THESE DRAWINGS.

STAMPS/ SUBMITTALS:

| REVISION | DATE |
|----------|------------|
| 0 | 10.28.2024 |
| 1 | 02.17.2025 |
| 2 | 03.03.2025 |
| 3 | 03.31.2025 |
| 4 | 06.11.2025 |
| 5 | 08.08.2025 |
| 6 | 09.02.2025 |
| 7 | 09.15.2025 |
| 8 | 10.16.2025 |
| 9 | 10.21.2025 |
| 10 | 10.31.2025 |
| 11 | 11.20.2025 |
| 12 | 01.09.2026 |
| 13 | 01.21.2026 |
| 14 | 02.12.2026 |
| 15 | 02.25.2026 |

PROJECT NUMBER:
24-323

PROJECT NAME:
OMVHS

SHEET DESCRIPTION:
ELEVATIONS

SHEET:
E5A

DC1 ELEVATION DC1
E5A DRAWING SCALE
24x36: 1/2" = 1'-0"
11x17: 1/4" = 1'-0"

THUS REQ'D: 1
OPP REQ'D: 0
TOTAL REQ'D: 1

ARCH. REF.
DC1/A327

OLDCASTLE RELIANCE CASSETTE SERIES CW (6-3/4")
FINISH: 3 COAT CUSTOM PAINT - NIGHTHAWK GRAY

NOTE:
ALL DIMENSIONS TO BE FIELD
VERIFIED PRIOR TO FABRICATION

GLAZING CONTRACTOR

999 STREET, ST
CITY, STATE 99999
PH: 999.999.9999



www.MPDRAFTING.com
P: 248.522.7096
F: 248.522.7030

ARCHITECT:

VMDO ARCHITECTS
200 E. MARKET ST.
CHARLOTTESVILLE, VA 22902
434.296.5984

ARCHITECT NOTE:
ALL NOTES REQUESTING VERIFICATION,
CONFIRMATION, OR INFORMATION THAT ARE
NOT ANSWERED ARE ASSUMED TO BE
CORRECT AS SHOWN ON THESE DRAWINGS.

STAMPS/ SUBMITTALS:

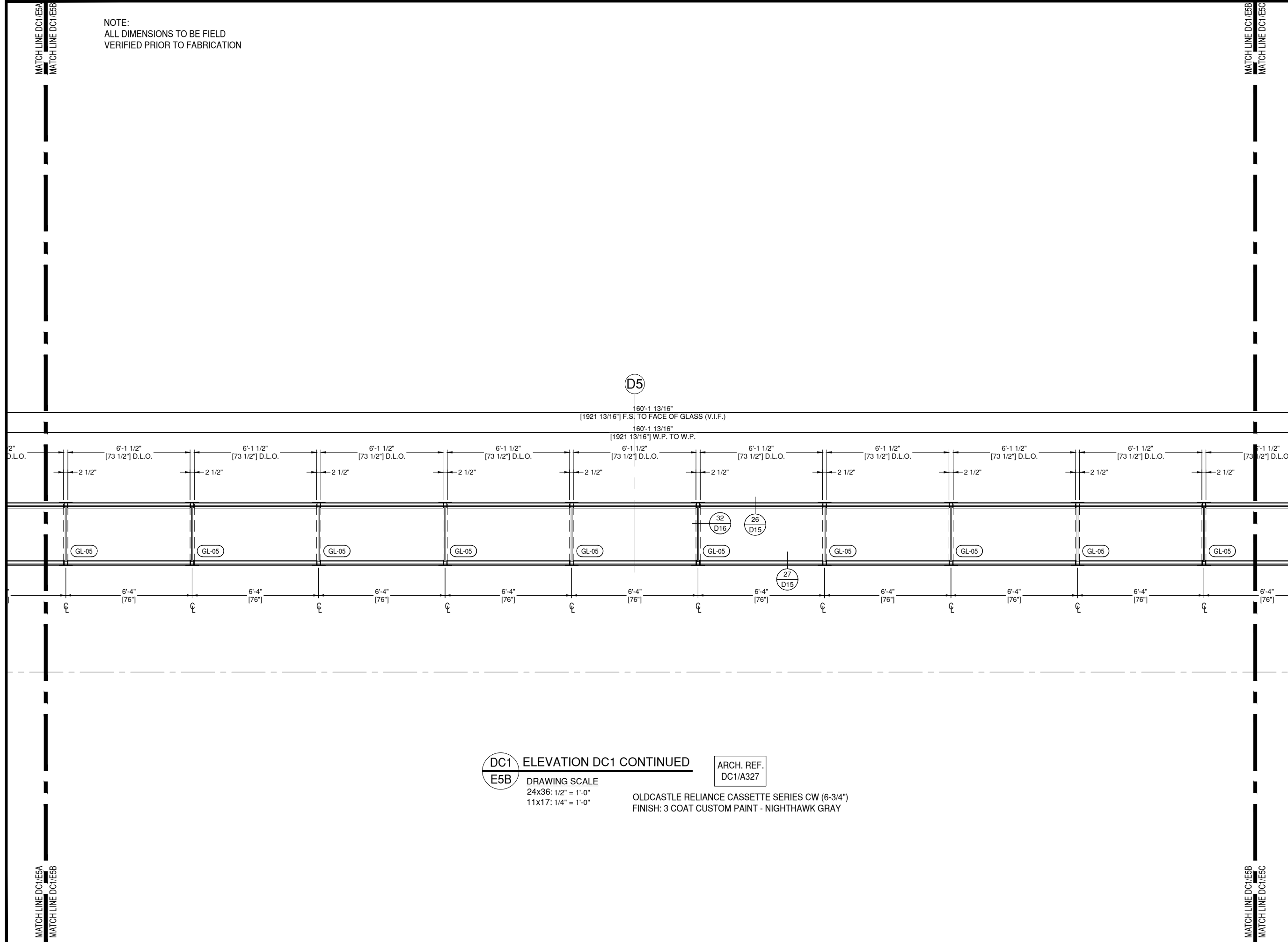
| REVISION | DATE |
|----------|------------|
| 0 | 10.28.2024 |
| 1 | 02.17.2025 |
| 2 | 03.03.2025 |
| 3 | 03.31.2025 |
| 4 | 06.11.2025 |
| 5 | 08.08.2025 |
| 6 | 09.02.2025 |
| 7 | 09.15.2025 |
| 8 | 10.16.2025 |
| 9 | 10.21.2025 |
| 10 | 10.31.2025 |
| 11 | 11.20.2025 |
| 12 | 01.09.2026 |
| 13 | 01.21.2026 |
| 14 | 02.12.2026 |
| 15 | 02.25.2026 |

PROJECT NUMBER:
24-323

PROJECT NAME:
OMVHS

SHEET DESCRIPTION:
ELEVATIONS

SHEET:
E5B




DC1 ELEVATION DC1 CONTINUED
E5B

DRAWING SCALE
24x36: 1/2" = 1'-0"
11x17: 1/4" = 1'-0"

ARCH. REF.
DC1/A327

OLDCASTLE RELIANCE CASSETTE SERIES CW (6-3/4")
FINISH: 3 COAT CUSTOM PAINT - NIGHTHAWK GRAY

NOTE:
ALL DIMENSIONS TO BE FIELD
VERIFIED PRIOR TO FABRICATION



DC1 ELEVATION DC1 CONTINUED
E5C

DRAWING SCALE
24x36: 1/2" = 1'-0"
11x17: 1/4" = 1'-0"

ARCH. REF.
DC1/A327

OLDCASTLE RELIANCE CASSETTE SERIES CW (6-3/4")
FINISH: 3 COAT CUSTOM PAINT - NIGHTHAWK GRAY

GLAZING CONTRACTOR

999 STREET, ST
CITY, STATE 99999
PH: 999.999.9999



www.MPDRAFTING.com
P: 248.522.7096
F: 248.522.7030

ARCHITECT:

VMDO ARCHITECTS
200 E. MARKET ST.
CHARLOTTESVILLE, VA 22902
434.296.5984

ARCHITECT NOTE:
ALL NOTES REQUESTING VERIFICATION,
CONFIRMATION, OR INFORMATION THAT ARE
NOT ANSWERED ARE ASSUMED TO BE
CORRECT AS SHOWN ON THESE DRAWINGS.

STAMPS/ SUBMITTALS:

| REVISION | DATE |
|----------|------------|
| 0 | 10.28.2024 |
| 1 | 02.17.2025 |
| 2 | 03.03.2025 |
| 3 | 03.31.2025 |
| 4 | 06.11.2025 |
| 5 | 08.08.2025 |
| 6 | 09.02.2025 |
| 7 | 09.15.2025 |
| 8 | 10.16.2025 |
| 9 | 10.21.2025 |
| 10 | 10.31.2025 |
| 11 | 11.20.2025 |
| 12 | 01.09.2026 |
| 13 | 01.21.2026 |
| 14 | 02.12.2026 |
| 15 | 02.25.2026 |

PROJECT NUMBER:
24-323

PROJECT NAME:
OMVHS

SHEET DESCRIPTION:
ELEVATIONS

SHEET:
E5C

NOTE:
ALL DIMENSIONS TO BE FIELD
VERIFIED PRIOR TO FABRICATION

GLAZING CONTRACTOR

999 STREET, ST
CITY, STATE 99999
PH: 999.999.9999



www.MPDRAFTING.com
P: 248.522.7096
F: 248.522.7030

ARCHITECT:

VMDO ARCHITECTS
200 E. MARKET ST.
CHARLOTTESVILLE, VA 22902
434.296.5984

ARCHITECT NOTE:
ALL NOTES REQUESTING VERIFICATION,
CONFIRMATION, OR INFORMATION THAT ARE
NOT ANSWERED ARE ASSUMED TO BE
CORRECT AS SHOWN ON THESE DRAWINGS.

STAMPS/ SUBMITTALS:

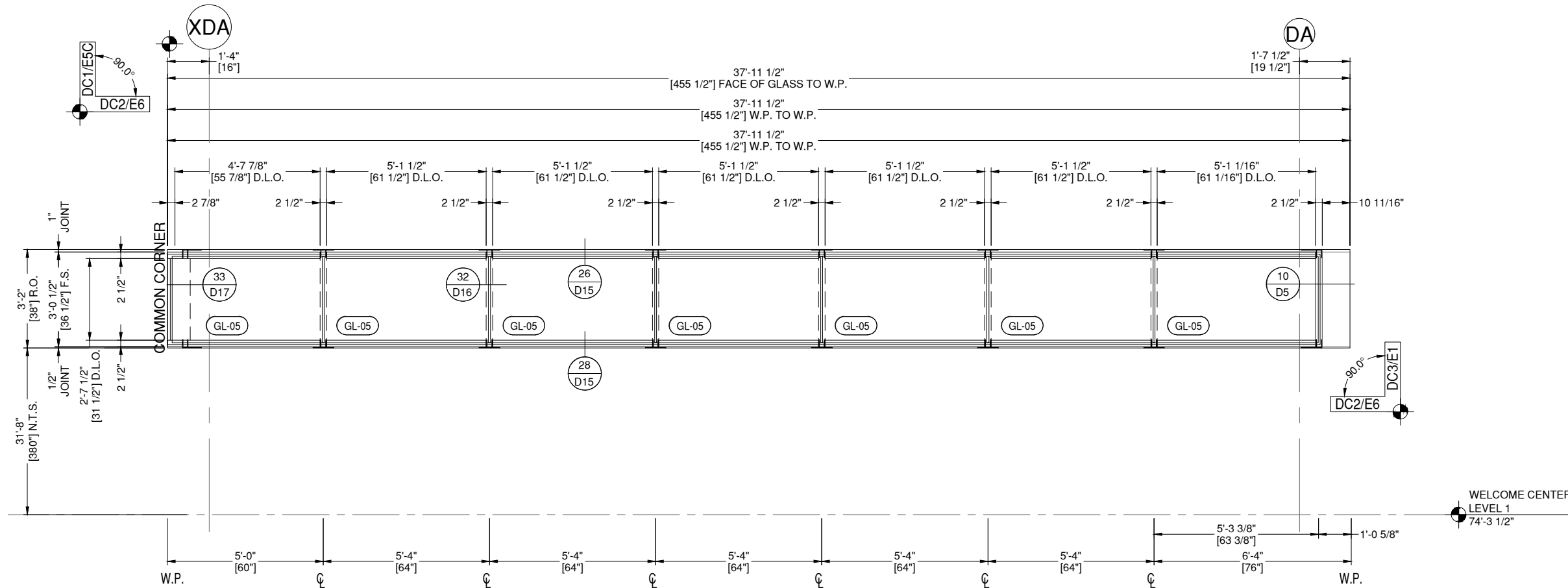
| REVISION | DATE |
|----------|------------|
| 0 | 10.28.2024 |
| 1 | 02.17.2025 |
| 2 | 03.03.2025 |
| 3 | 03.31.2025 |
| 4 | 06.11.2025 |
| 5 | 08.08.2025 |
| 6 | 09.02.2025 |
| 7 | 09.15.2025 |
| 8 | 10.16.2025 |
| 9 | 10.21.2025 |
| 10 | 10.31.2025 |
| 11 | 11.20.2025 |
| 12 | 01.09.2026 |
| 13 | 01.21.2026 |
| 14 | 02.12.2026 |
| 15 | 02.25.2026 |

PROJECT NUMBER:
24-323

PROJECT NAME:
OMVHS

SHEET DESCRIPTION:
ELEVATIONS

SHEET:
E6



DC2 ELEVATION DC2
E6
DRAWING SCALE
24x36: 1/2" = 1'-0"
11x17: 1/4" = 1'-0"

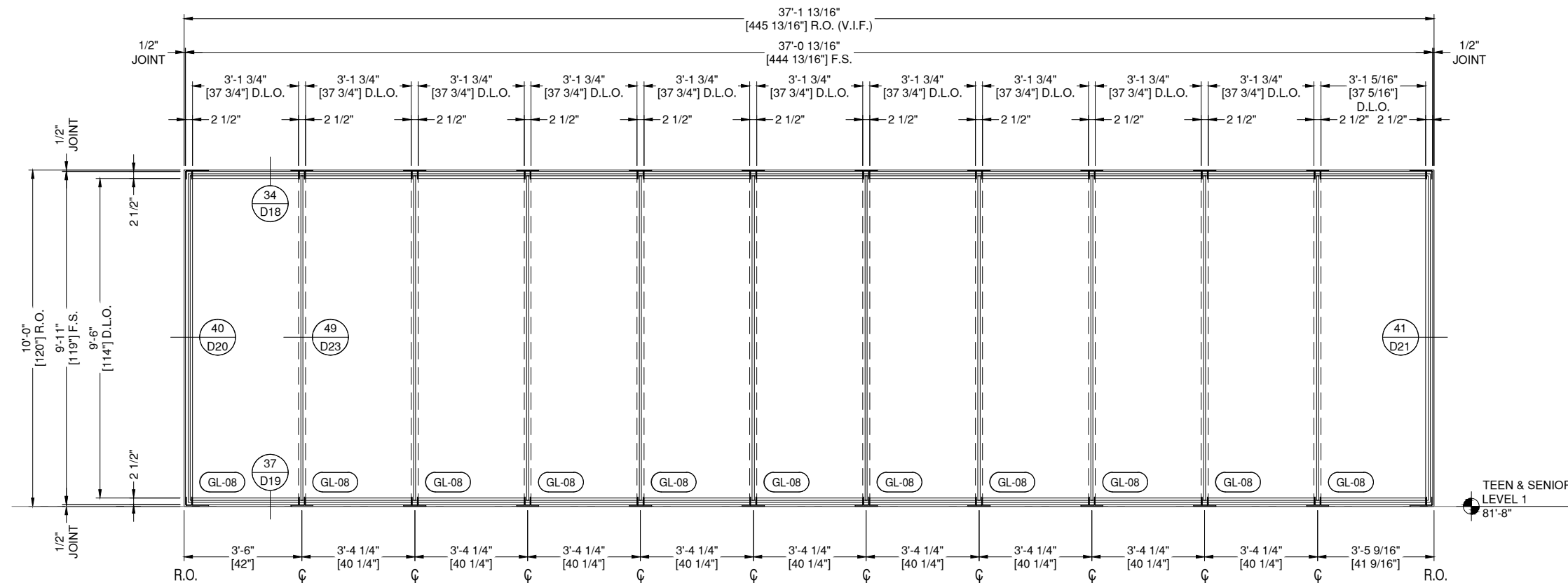
| | | |
|--------------|---|------------------------|
| THUS REQ'D: | 1 | ARCH. REF. DC2/A327 |
| OPP REQ'D: | 0 | |
| TOTAL REQ'D: | 1 | |

OLDCASTLE RELIANCE CASSETTE SERIES CW (6-3/4")
FINISH: 3 COAT CUSTOM PAINT - NIGHTHAWK GRAY

NOTE:
ALL DIMENSIONS TO BE FIELD
VERIFIED PRIOR TO FABRICATION



E.O.R. NOTE:
VERIFY EXPECTED LIVE LOAD
DEFLECTION AT THIS LOCATION



BS5 ELEVATION BS5
E7 DRAWING SCALE
24x36: 1/2" = 1'-0"
11x17: 1/4" = 1'-0"

THUS REQ'D: 1
OPP REQ'D: 0
TOTAL REQ'D: 1

ARCH. REF.
BS5/A326

OLDCASTLE RELIANCE CASSETTE SERIES CW (6-3/4")
FINISH: 3 COAT CUSTOM PAINT - NIGHTHAWK GRAY

BRIDGE

GLAZING CONTRACTOR

999 STREET, ST
CITY, STATE 99999
PH: 999.999.9999



www.MPDRAFTING.com

P: 248.522.7096
F: 248.522.7030

ARCHITECT:

VMDO ARCHITECTS

200 E. MARKET ST.
CHARLOTTESVILLE, VA 22902
434.296.5984

ARCHITECT NOTE:
ALL NOTES REQUESTING VERIFICATION,
CONFIRMATION, OR INFORMATION THAT ARE
NOT ANSWERED ARE ASSUMED TO BE
CORRECT AS SHOWN ON THESE DRAWINGS.

STAMPS/ SUBMITTALS:

| REVISION | DATE |
|----------|------------|
| 0 | 10.28.2024 |
| 1 | 02.17.2025 |
| 2 | 03.03.2025 |
| 3 | 03.31.2025 |
| 4 | 06.11.2025 |
| 5 | 08.08.2025 |
| 6 | 09.02.2025 |
| 7 | 09.15.2025 |
| 8 | 10.16.2025 |
| 9 | 10.21.2025 |
| 10 | 10.31.2025 |
| 11 | 11.20.2025 |
| 12 | 01.09.2026 |
| 13 | 01.21.2026 |
| 14 | 02.12.2026 |
| 15 | 02.25.2026 |

PROJECT NUMBER:

24-323

PROJECT NAME:

OMVHS

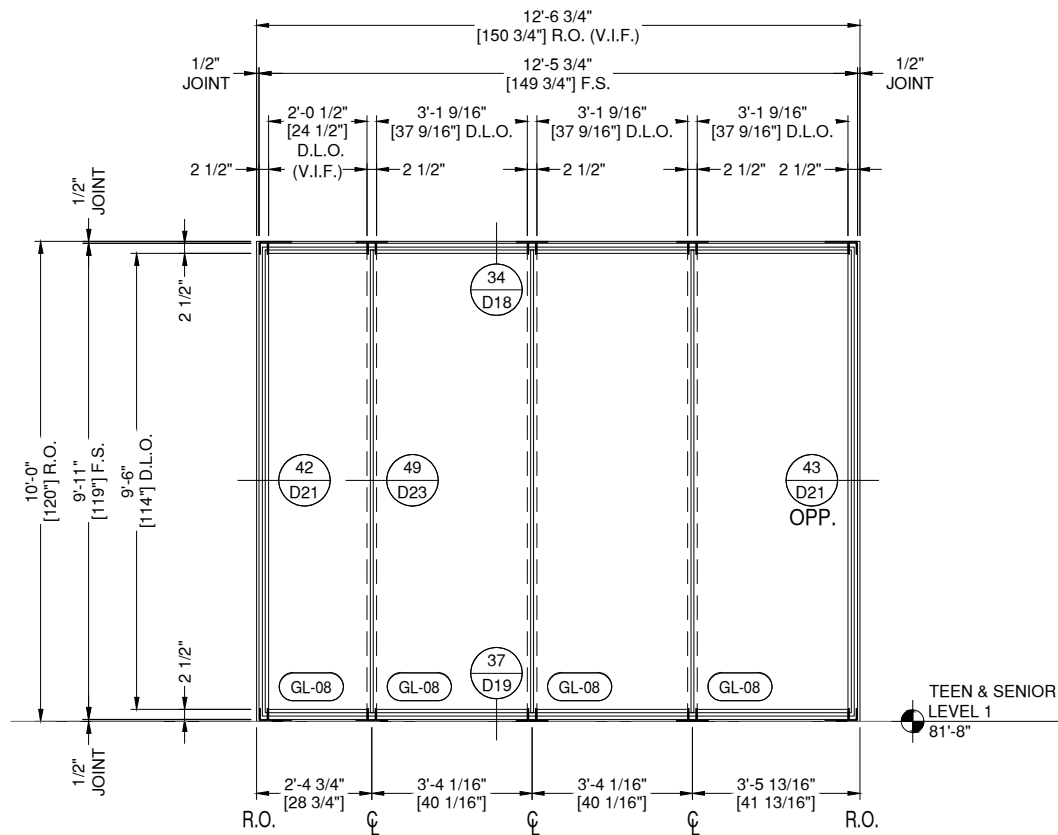
SHEET DESCRIPTION:

ELEVATIONS

SHEET:

E7

NOTE:
ALL DIMENSIONS TO BE FIELD
VERIFIED PRIOR TO FABRICATION



BS6 ELEVATION BS6

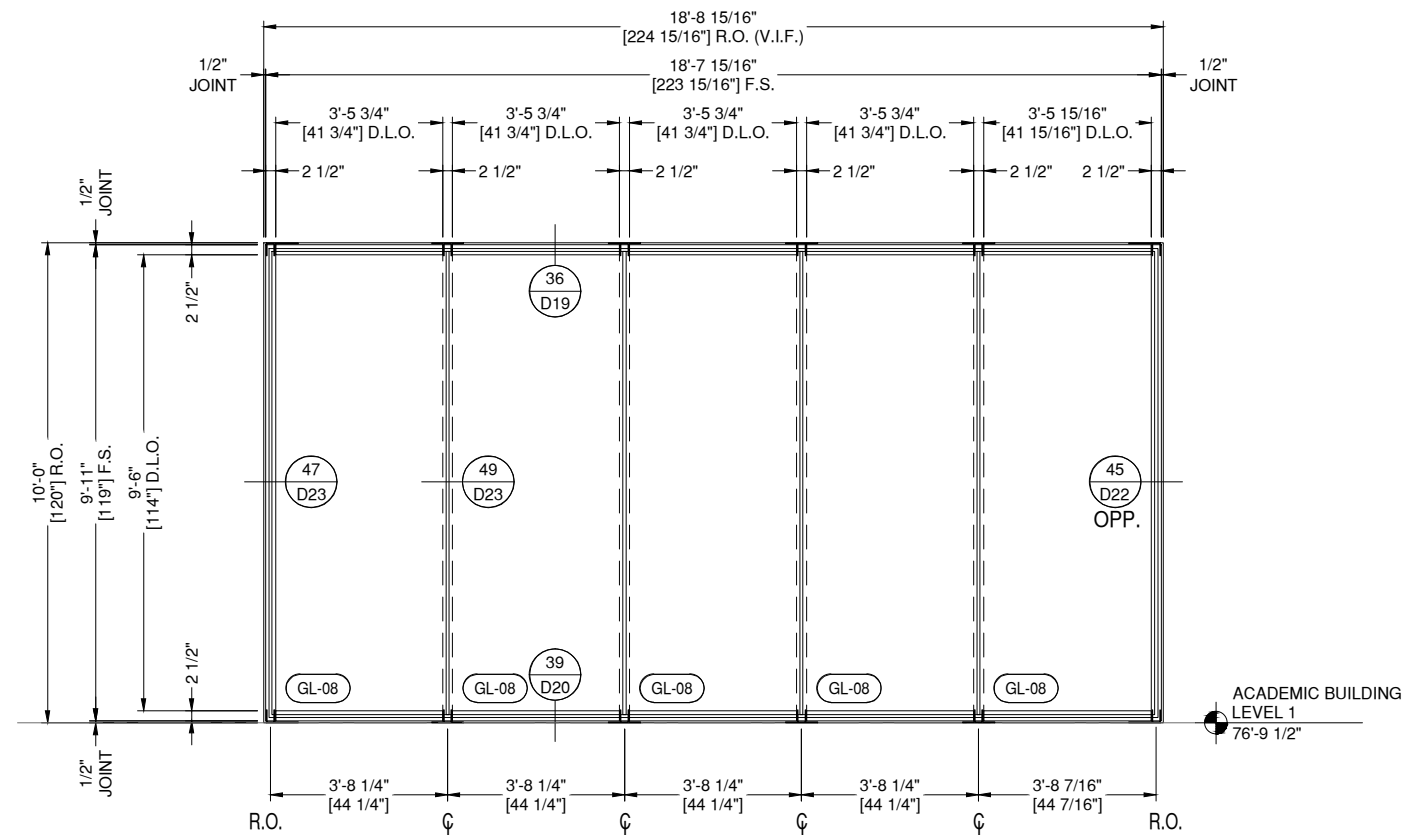
E8 DRAWING SCALE
24x36: 1/2" = 1'-0"
11x17: 1/4" = 1'-0"

THUS REQ'D: 1
OPP REQ'D: 0
TOTAL REQ'D: 1

ARCH. REF.
BS6/A326

OLDCASTLE RELIANCE CASSETTE SERIES CW (6-3/4")
FINISH: 3 COAT CUSTOM PAINT - NIGHTHAWK GRAY

BRIDGE



ES10 ELEVATION ES10

E8 DRAWING SCALE
24x36: 1/2" = 1'-0"
11x17: 1/4" = 1'-0"

THUS REQ'D: 1
OPP REQ'D: 0
TOTAL REQ'D: 1

ARCH. REF.
ES10/A326

OLDCASTLE RELIANCE CASSETTE SERIES CW (6-3/4")
FINISH: 3 COAT CUSTOM PAINT - NIGHTHAWK GRAY

EAST CW AT
CHILDCARE

GLAZING CONTRACTOR

999 STREET, ST
CITY, STATE 99999
PH: 999.999.9999



www.MPDRAFTING.com
P: 248.522.7096
F: 248.522.7030

ARCHITECT:

VMDO ARCHITECTS
200 E. MARKET ST.
CHARLOTTESVILLE, VA 22902
434.296.5984

ARCHITECT NOTE:
ALL NOTES REQUESTING VERIFICATION,
CONFIRMATION, OR INFORMATION THAT ARE
NOT ANSWERED ARE ASSUMED TO BE
CORRECT AS SHOWN ON THESE DRAWINGS.

STAMPS/ SUBMITTALS:

| REVISION | DATE |
|----------|------------|
| 0 | 10.28.2024 |
| 1 | 02.17.2025 |
| 2 | 03.03.2025 |
| 3 | 03.31.2025 |
| 4 | 06.11.2025 |
| 5 | 08.08.2025 |
| 6 | 09.02.2025 |
| 7 | 09.15.2025 |
| 8 | 10.16.2025 |
| 9 | 10.21.2025 |
| 10 | 10.31.2025 |
| 11 | 11.20.2025 |
| 12 | 01.09.2026 |
| 13 | 01.21.2026 |
| 14 | 02.12.2026 |
| 15 | 02.25.2026 |

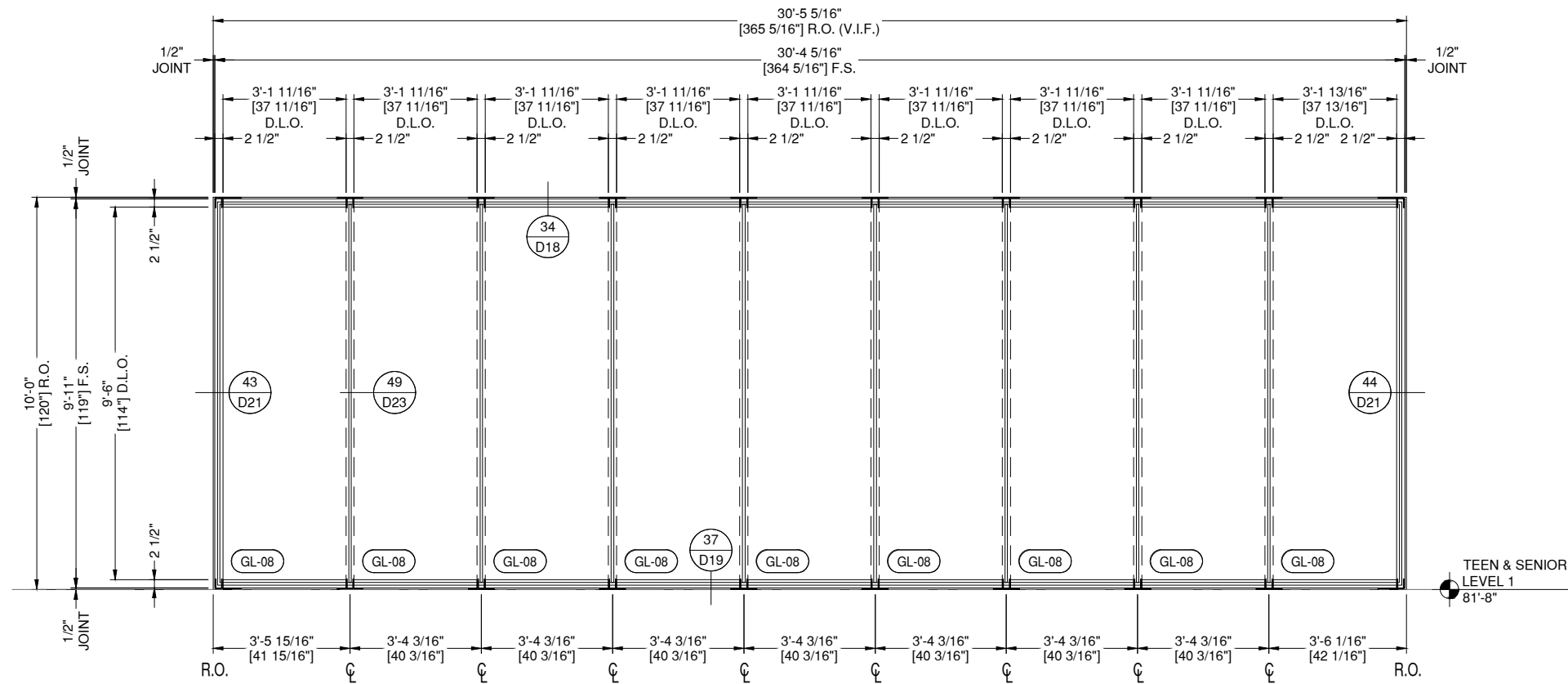
PROJECT NUMBER:
24-323

PROJECT NAME:
OMVHS

SHEET DESCRIPTION:
ELEVATIONS

SHEET:
E8

NOTE:
ALL DIMENSIONS TO BE FIELD
VERIFIED PRIOR TO FABRICATION



BS7 ELEVATION BS7
E9 DRAWING SCALE

24x36: 1/2" = 1'-0"
11x17: 1/4" = 1'-0"

THUS REQ'D: 1
OPP REQ'D: 0
TOTAL REQ'D: 1

ARCH. REF.
BS7/A326

OLDCASTLE RELIANCE CASSETTE SERIES CW (6-3/4")
FINISH: 3 COAT CUSTOM PAINT - NIGHTHAWK GRAY

GLAZING CONTRACTOR

999 STREET, ST
CITY, STATE 99999
PH: 999.999.9999



www.MPDRAFTING.com
P: 248.522.7096
F: 248.522.7030

ARCHITECT:

VMDO ARCHITECTS
200 E. MARKET ST.
CHARLOTTESVILLE, VA 22902
434.296.5984

ARCHITECT NOTE:
ALL NOTES REQUESTING VERIFICATION,
CONFIRMATION, OR INFORMATION THAT ARE
NOT ANSWERED ARE ASSUMED TO BE
CORRECT AS SHOWN ON THESE DRAWINGS.

STAMPS/ SUBMITTALS:

| REVISION | DATE |
|----------|------------|
| 0 | 10.28.2024 |
| 1 | 02.17.2025 |
| 2 | 03.03.2025 |
| 3 | 03.31.2025 |
| 4 | 06.11.2025 |
| 5 | 08.08.2025 |
| 6 | 09.02.2025 |
| 7 | 09.15.2025 |
| 8 | 10.16.2025 |
| 9 | 10.21.2025 |
| 10 | 10.31.2025 |
| 11 | 11.20.2025 |
| 12 | 01.09.2026 |
| 13 | 01.21.2026 |
| 14 | 02.12.2026 |
| 15 | 02.25.2026 |

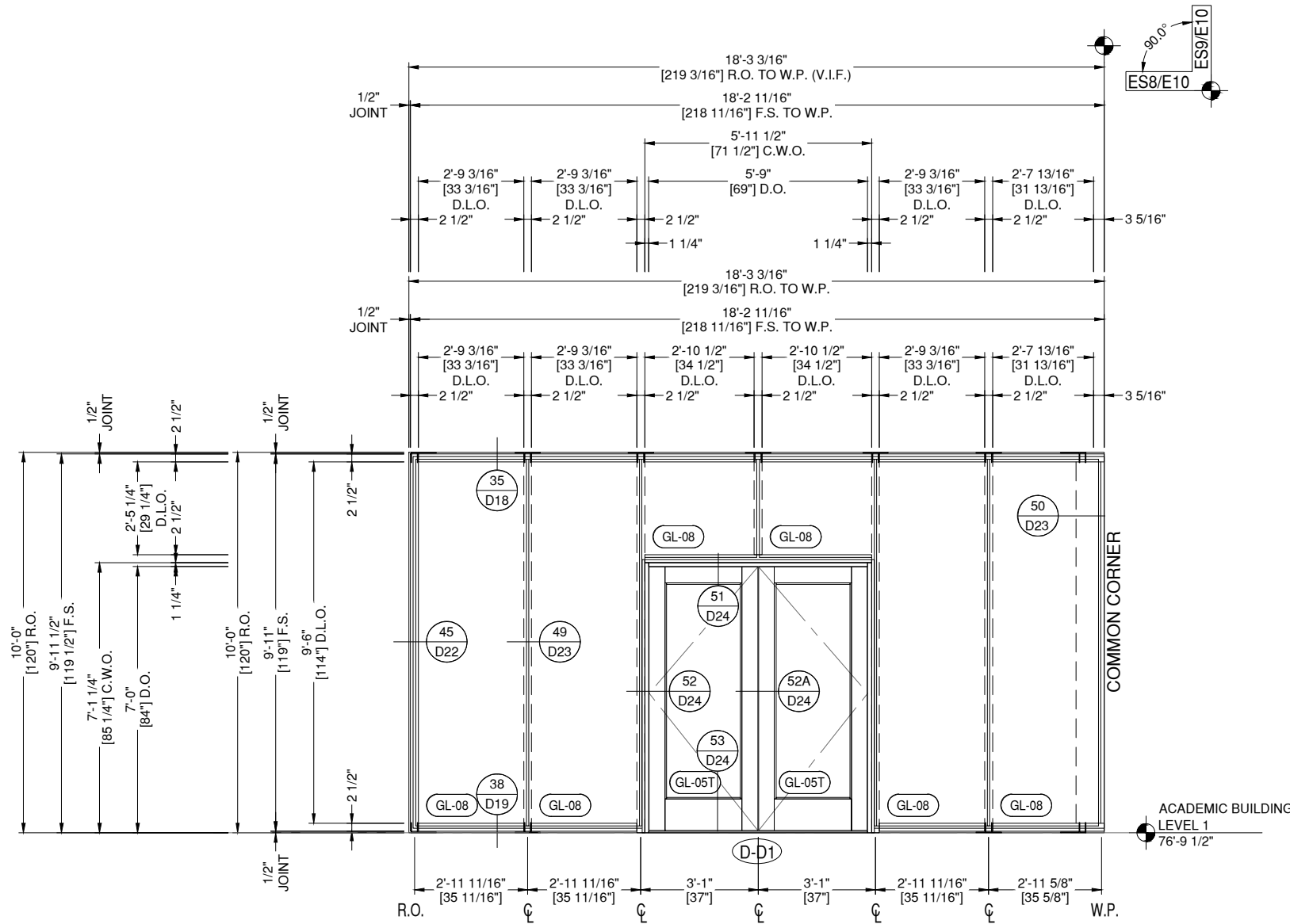
PROJECT NUMBER:
24-323

PROJECT NAME:
OMVHS

SHEET DESCRIPTION:
ELEVATIONS

SHEET:
E9

NOTE:
ALL DIMENSIONS TO BE FIELD
VERIFIED PRIOR TO FABRICATION



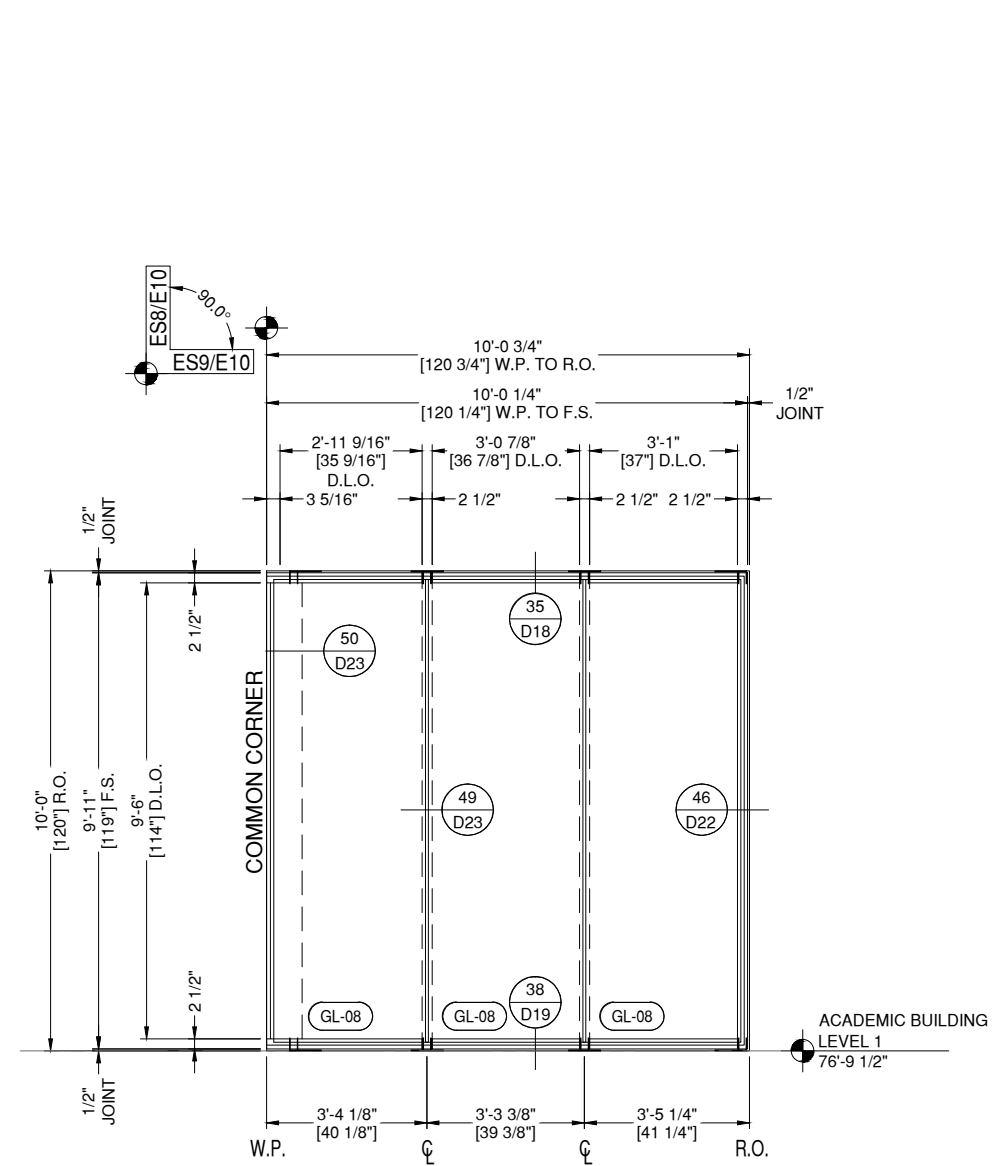
ES8 ELEVATION ES8
E10 DRAWING SCALE
24x36: 1/2" = 1'-0"
11x17: 1/4" = 1'-0"

THUS REQ'D: 1
OPP REQ'D: 0
TOTAL REQ'D: 1

ARCH. REF.
ES8/A326

OLDCASTLE RELIANCE CASSETTE SERIES CW (6-3/4")
OLDCASTLE WS-500TC THERMAL WIDE STILE ENTRANCE SYSTEM
FINISH: 3 COAT CUSTOM PAINT - NIGHTHAWK GRAY

CHILDCARE
WEST ELEV.



ES9 ELEVATION ES9
E10 DRAWING SCALE
24x36: 1/2" = 1'-0"
11x17: 1/4" = 1'-0"

THUS REQ'D: 1
OPP REQ'D: 0
TOTAL REQ'D: 1

ARCH. REF.
ES9/A326

OLDCASTLE RELIANCE CASSETTE SERIES CW (6-3/4")
FINISH: 3 COAT CUSTOM PAINT - NIGHTHAWK GRAY

CHILDCARE
SOUTH ELEV.

GLAZING CONTRACTOR

999 STREET, ST
CITY, STATE 99999
PH: 999.999.9999



www.MPDRAFTING.com
P: 248.522.7096
F: 248.522.7030

ARCHITECT:

VMDO ARCHITECTS
200 E. MARKET ST.
CHARLOTTESVILLE, VA 22902
434.296.5984

ARCHITECT NOTE:
ALL NOTES REQUESTING VERIFICATION,
CONFIRMATION, OR INFORMATION THAT ARE
NOT ANSWERED ARE ASSUMED TO BE
CORRECT AS SHOWN ON THESE DRAWINGS.

STAMPS/ SUBMITTALS:

| REVISION | DATE |
|----------|------------|
| 0 | 10.28.2024 |
| 1 | 02.17.2025 |
| 2 | 03.03.2025 |
| 3 | 03.31.2025 |
| 4 | 06.11.2025 |
| 5 | 08.08.2025 |
| 6 | 09.02.2025 |
| 7 | 09.15.2025 |
| 8 | 10.16.2025 |
| 9 | 10.21.2025 |
| 10 | 10.31.2025 |
| 11 | 11.20.2025 |
| 12 | 01.09.2026 |
| 13 | 01.21.2026 |
| 14 | 02.12.2026 |
| 15 | 02.25.2026 |

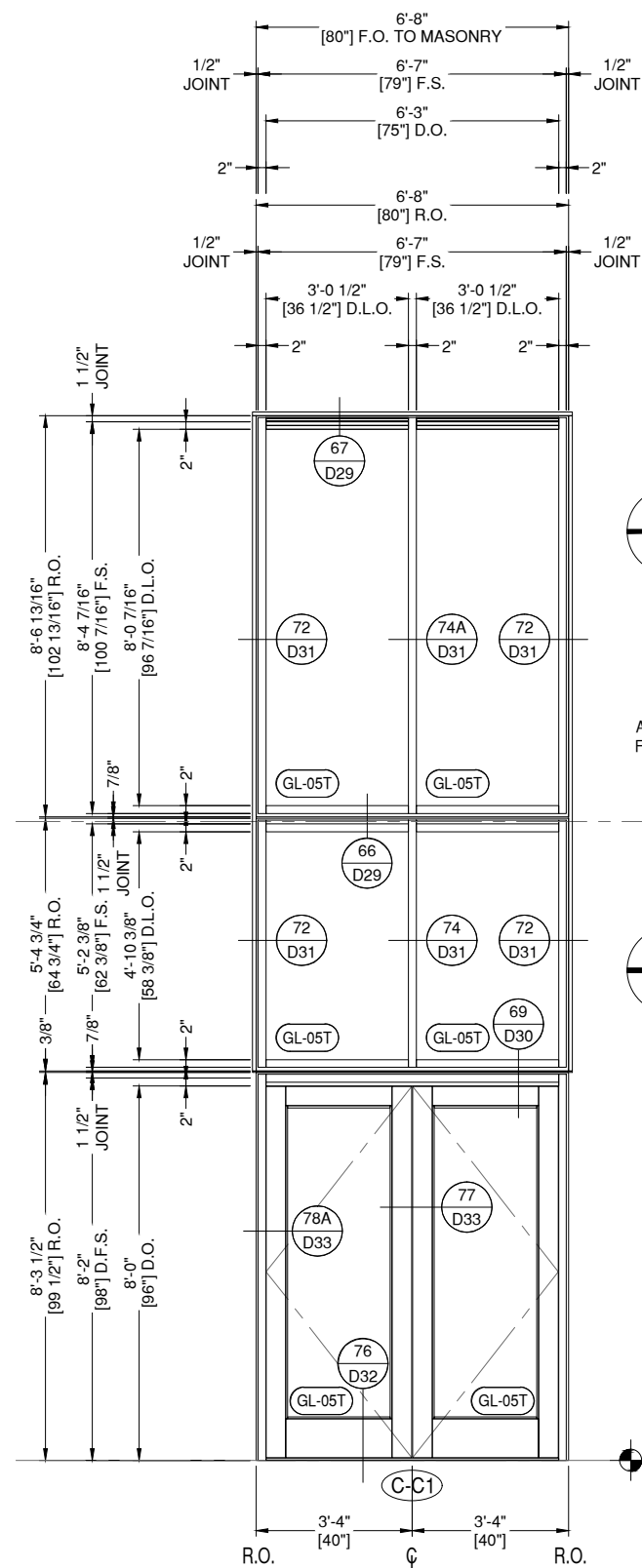
PROJECT NUMBER:
24-323

PROJECT NAME:
OMVHS

SHEET DESCRIPTION:
ELEVATIONS

SHEET:
E10

NOTE:
ALL DIMENSIONS TO BE FIELD
VERIFIED PRIOR TO FABRICATION



DS1 ELEVATION DS1

E11

DRAWING SCALE
24x36: 1/2" = 1'-0"
11x17: 1/4" = 1'-0"

| | |
|--------------|---|
| THUS REQ'D: | 1 |
| OPP REQ'D: | 0 |
| TOTAL REQ'D: | 1 |

HW SET:
20B

ARCH. REF.
DS1/A325

OLDCASTLE FG-3000XT CENTER SET MULTIPLANE STOREFRONT SYSTEM
OLDCASTLE WS-500TC THERMAL WIDE STILE ENTRANCE SYSTEM
FINISH: 3-COAT CUSTOM PAINT - WHITE DOVE

DS3 ELEVATION DS3

E11

DRAWING SCALE
24x36: 1/2" = 1'-0"
11x17: 1/4" = 1'-0"

| | |
|--------------|---|
| THUS REQ'D: | 1 |
| OPP REQ'D: | 0 |
| TOTAL REQ'D: | 1 |

ARCH. REF.
DS3/A325

OLDCASTLE FG-3000XT CENTER SET MULTIPLANE STOREFRONT SYSTEM
FINISH: 3-COAT CUSTOM PAINT - WHITE DOVE

DS2 ELEVATION DS2

E11

DRAWING SCALE
24x36: 1/2" = 1'-0"
11x17: 1/4" = 1'-0"

| | |
|--------------|---|
| THUS REQ'D: | 1 |
| OPP REQ'D: | 0 |
| TOTAL REQ'D: | 1 |

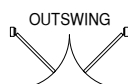
ARCH. REF.
DS2/A325

OLDCASTLE FG-3000XT CENTER SET MULTIPLANE STOREFRONT SYSTEM
FINISH: 3-COAT CUSTOM PAINT - WHITE DOVE

ALUMINUM FINS
FULL LENGTH

ACADEMIC BUILDING LEVEL 2
90'-3 1/2"

ACADEMIC BUILDING LEVEL 1
76'-9 1/2"



**GLAZING
CONTRACTOR**

999 STREET, ST
CITY, STATE 99999
PH: 999.999.9999



www.MPDRAFTING.com

P: 248.522.7096
F: 248.522.7030

ARCHITECT:

VMDO ARCHITECTS
200 E. MARKET ST.
CHARLOTTESVILLE, VA 22902
434.296.5984

ARCHITECT NOTE:
ALL NOTES REQUESTING VERIFICATION,
CONFIRMATION, OR INFORMATION THAT ARE
NOT ANSWERED ARE ASSUMED TO BE
CORRECT AS SHOWN ON THESE DRAWINGS.

**STAMPS/
SUBMITTALS:**

| REVISION | DATE |
|----------|------------|
| 0 | 10.28.2024 |
| 1 | 02.17.2025 |
| 2 | 03.03.2025 |
| 3 | 03.31.2025 |
| 4 | 06.11.2025 |
| 5 | 08.08.2025 |
| 6 | 09.02.2025 |
| 7 | 09.15.2025 |
| 8 | 10.16.2025 |
| 9 | 10.21.2025 |
| 10 | 10.31.2025 |
| 11 | 11.20.2025 |
| 12 | 01.09.2026 |
| 13 | 01.21.2026 |
| 14 | 02.12.2026 |
| 15 | 02.25.2026 |

PROJECT NUMBER:

24-323

PROJECT NAME:

OMVHS

SHEET DESCRIPTION:

ELEVATIONS

SHEET:

E11

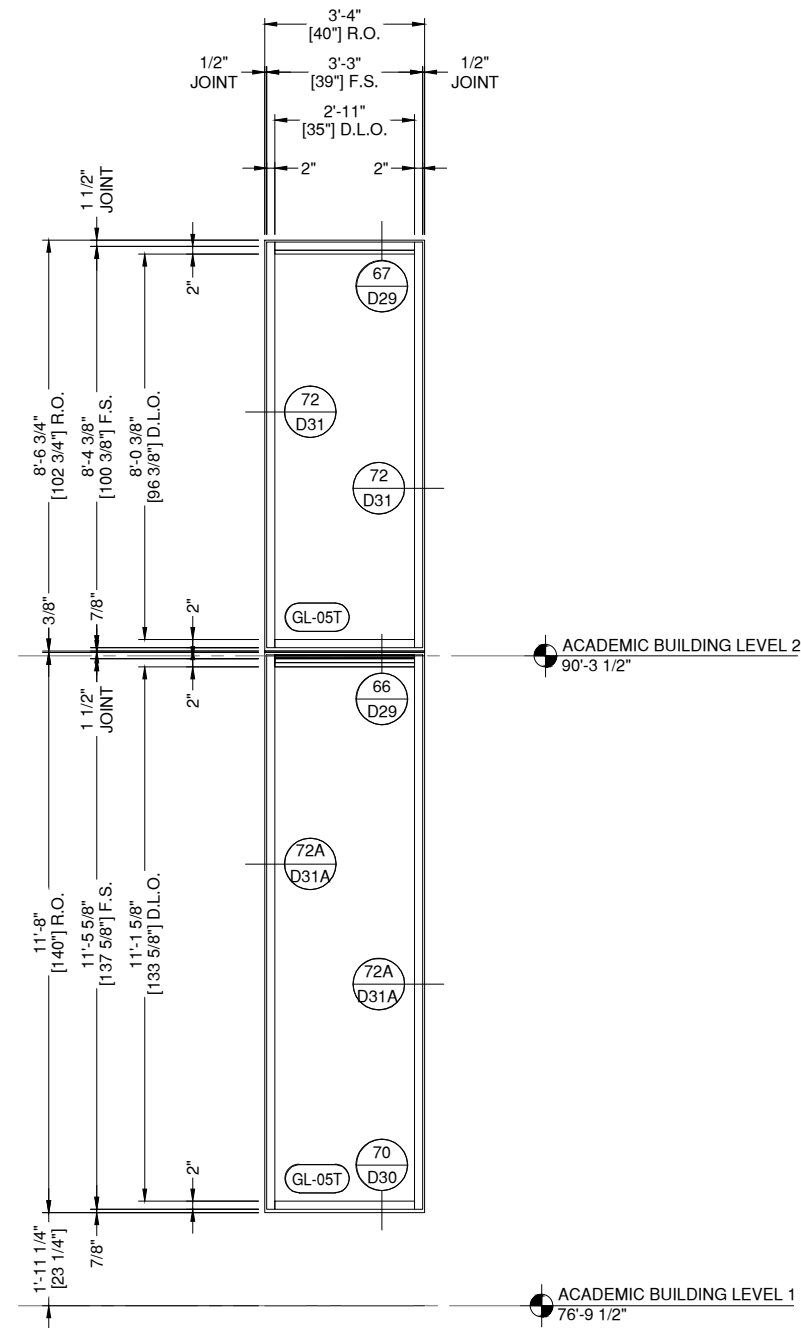
NOTE:
ALL DIMENSIONS TO BE FIELD
VERIFIED PRIOR TO FABRICATION

DS5 ELEVATION DS5
E12 DRAWING SCALE
24x36: 1/2" = 1'-0"
11x17: 1/4" = 1'-0"

THUS REQ'D: 1
OPP REQ'D: 0
TOTAL REQ'D: 1

ARCH. REF.
DS5/A325

OLDCASTLE FG-3000XT CENTER SET MULTIPLANE STOREFRONT SYSTEM
FINISH: 3-COAT CUSTOM PAINT - WHITE DOVE



DS4 ELEVATION DS4
E12 DRAWING SCALE
24x36: 1/2" = 1'-0"
11x17: 1/4" = 1'-0"

THUS REQ'D: 1
OPP REQ'D: 0
TOTAL REQ'D: 1

ARCH. REF.
DS4/A325

OLDCASTLE FG-3000XT CENTER SET MULTIPLANE STOREFRONT SYSTEM
FINISH: 3-COAT CUSTOM PAINT - WHITE DOVE

GLAZING CONTRACTOR

999 STREET, ST
CITY, STATE 99999
PH: 999.999.9999



www.MPDRAFTING.com
P: 248.522.7096
F: 248.522.7030

ARCHITECT:

VMDO ARCHITECTS
200 E. MARKET ST.
CHARLOTTESVILLE, VA 22902
434.296.5984

ARCHITECT NOTE:
ALL NOTES REQUESTING VERIFICATION,
CONFIRMATION, OR INFORMATION THAT ARE
NOT ANSWERED ARE ASSUMED TO BE
CORRECT AS SHOWN ON THESE DRAWINGS.

STAMPS/ SUBMITTALS:

| REVISION | DATE |
|----------|------------|
| 0 | 10.28.2024 |
| 1 | 02.17.2025 |
| 2 | 03.03.2025 |
| 3 | 03.31.2025 |
| 4 | 06.11.2025 |
| 5 | 08.08.2025 |
| 6 | 09.02.2025 |
| 7 | 09.15.2025 |
| 8 | 10.16.2025 |
| 9 | 10.21.2025 |
| 10 | 10.31.2025 |
| 11 | 11.20.2025 |
| 12 | 01.09.2026 |
| 13 | 01.21.2026 |
| 14 | 02.12.2026 |
| 15 | 02.25.2026 |

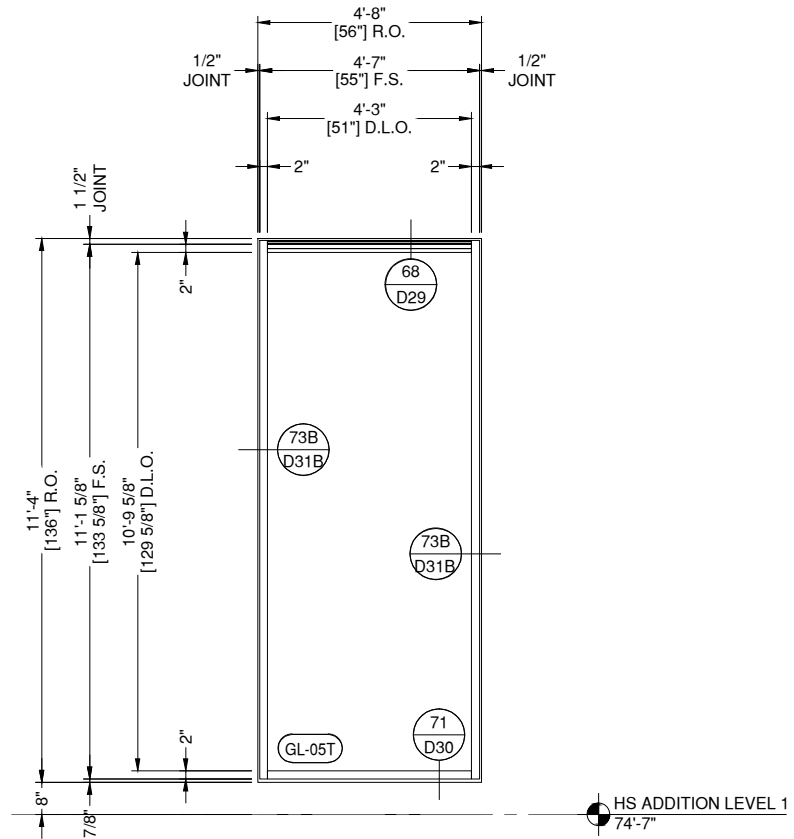
PROJECT NUMBER:
24-323

PROJECT NAME:
OMVHS

SHEET DESCRIPTION:
ELEVATIONS

SHEET:
E12

NOTE:
ALL DIMENSIONS TO BE FIELD
VERIFIED PRIOR TO FABRICATION

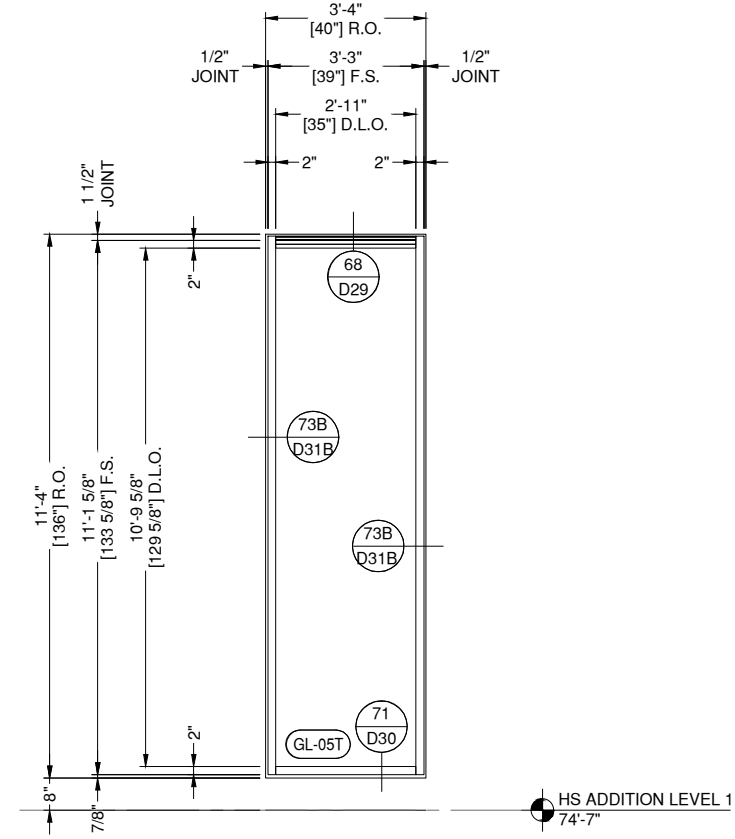


ES1 ELEVATION ES1
E13 DRAWING SCALE
24x36: 1/2" = 1'-0"
11x17: 1/4" = 1'-0"

| | |
|--------------|---|
| THUS REQ'D: | 8 |
| OPP REQ'D: | 0 |
| TOTAL REQ'D: | 8 |

ARCH. REF.
ES1/A325

OLDCASTLE FG-3000XT CENTER SET MULTIPLANE STOREFRONT SYSTEM
FINISH: 3-COAT CUSTOM PAINT - WHITE DOVE



ES2 ELEVATION ES2
E13 DRAWING SCALE
24x36: 1/2" = 1'-0"
11x17: 1/4" = 1'-0"

| | |
|--------------|---|
| THUS REQ'D: | 7 |
| OPP REQ'D: | 0 |
| TOTAL REQ'D: | 7 |

ARCH. REF.
ES2/A325

OLDCASTLE FG-3000XT CENTER SET MULTIPLANE STOREFRONT SYSTEM
FINISH: 3-COAT CUSTOM PAINT - WHITE DOVE

GLAZING CONTRACTOR

999 STREET, ST
CITY, STATE 99999
PH: 999.999.9999

MP drafting
& design

www.MPDRAFTING.com
P: 248.522.7096
F: 248.522.7030

ARCHITECT:

VMDO ARCHITECTS
200 E. MARKET ST.
CHARLOTTESVILLE, VA 22902
434.296.5984

ARCHITECT NOTE:
ALL NOTES REQUESTING VERIFICATION,
CONFIRMATION, OR INFORMATION THAT ARE
NOT ANSWERED ARE ASSUMED TO BE
CORRECT AS SHOWN ON THESE DRAWINGS.

STAMPS/ SUBMITTALS:

| REVISION | DATE |
|----------|------------|
| 0 | 10.28.2024 |
| 1 | 02.17.2025 |
| 2 | 03.03.2025 |
| 3 | 03.31.2025 |
| 4 | 06.11.2025 |
| 5 | 08.08.2025 |
| 6 | 09.02.2025 |
| 7 | 09.15.2025 |
| 8 | 10.16.2025 |
| 9 | 10.21.2025 |
| 10 | 10.31.2025 |
| 11 | 11.20.2025 |
| 12 | 01.09.2026 |
| 13 | 01.21.2026 |
| 14 | 02.12.2026 |
| 15 | 02.25.2026 |

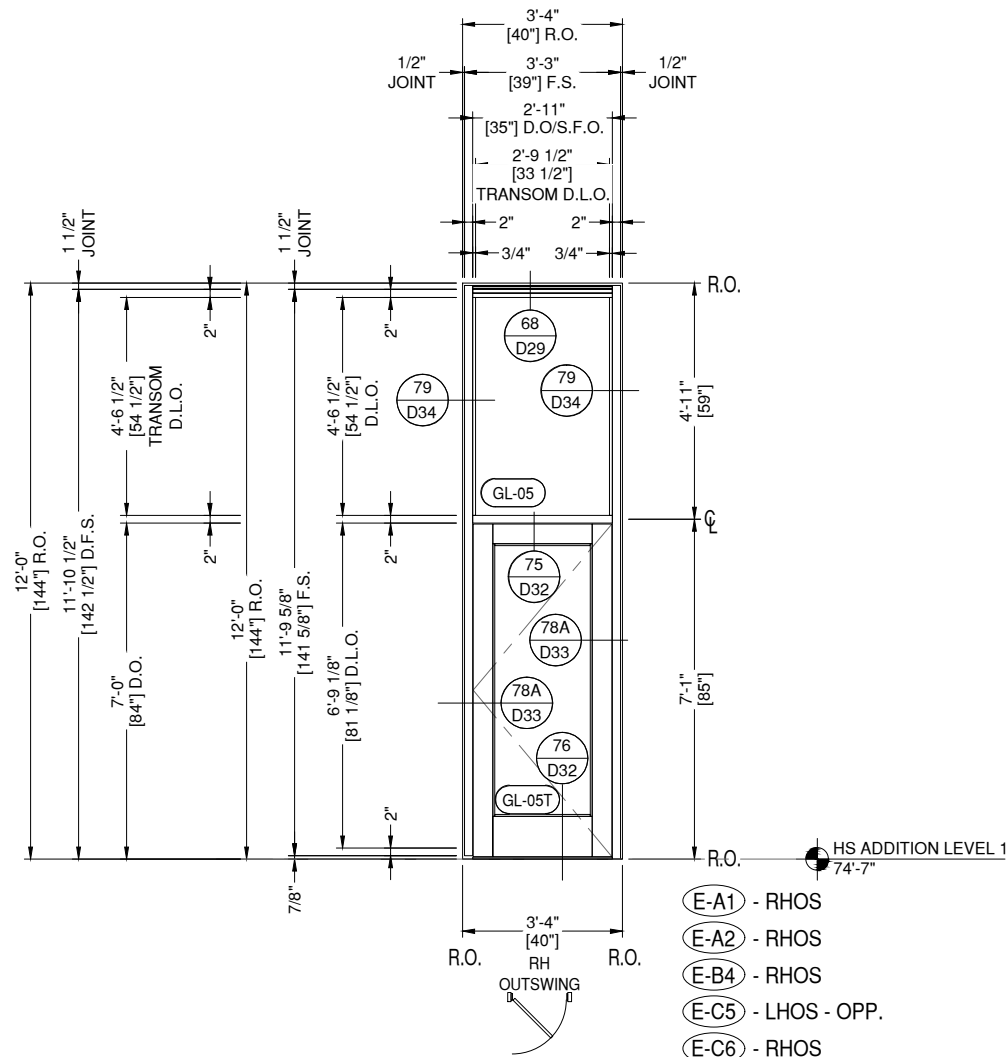
PROJECT NUMBER:
24-323

PROJECT NAME:
OMVHS

SHEET DESCRIPTION:
ELEVATIONS

SHEET:
E13

NOTE:
ALL DIMENSIONS TO BE FIELD
VERIFIED PRIOR TO FABRICATION



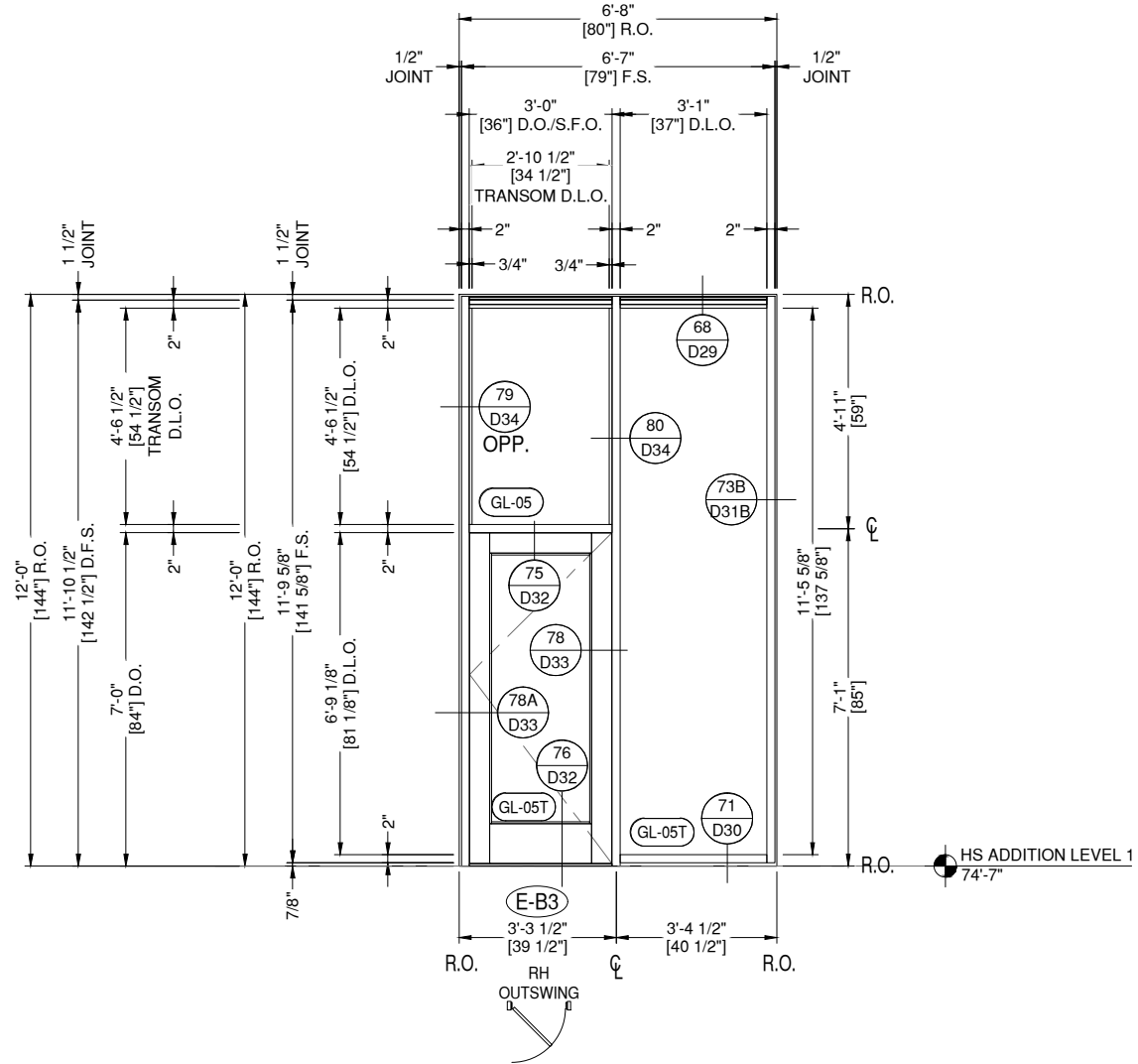
ES3 ELEVATION ES3
E14 DRAWING SCALE
24x36: 1/2" = 1'-0"
11x17: 1/4" = 1'-0"

THUS REQ'D: 4
OPP REQ'D: 1
TOTAL REQ'D: 5

ARCH. REF.
ES3/A325

HW SET:
ME17 @ E-A1, E-A2, E-C6
ME17.1 @ E-B4, E-C5

OLDCASTLE FG-3000XT CENTER SET MULTIPLANE STOREFRONT SYSTEM
OLDCASTLE WS-500TC THERMAL WIDE STILE ENTRANCE SYSTEM
FINISH: 3-COAT CUSTOM PAINT - WHITE DOVE



ES4 ELEVATION ES4
E14 DRAWING SCALE
24x36: 1/2" = 1'-0"
11x17: 1/4" = 1'-0"

THUS REQ'D: 1
OPP REQ'D: 0
TOTAL REQ'D: 1

HW SET:
08A

ARCH. REF.
ES4/A325

OLDCASTLE FG-3000XT CENTER SET MULTIPLANE STOREFRONT SYSTEM
OLDCASTLE WS-500TC THERMAL WIDE STILE ENTRANCE SYSTEM
FINISH: 3-COAT CUSTOM PAINT - WHITE DOVE

GLAZING CONTRACTOR

999 STREET, ST
CITY, STATE 99999
PH: 999.999.9999

MP drafting
& design

www.MPDRAFTING.com
P: 248.522.7096
F: 248.522.7030

ARCHITECT:

VMDO ARCHITECTS
200 E. MARKET ST.
CHARLOTTESVILLE, VA 22902
434.296.5984

ARCHITECT NOTE:
ALL NOTES REQUESTING VERIFICATION,
CONFIRMATION, OR INFORMATION THAT ARE
NOT ANSWERED ARE ASSUMED TO BE
CORRECT AS SHOWN ON THESE DRAWINGS.

STAMPS/ SUBMITTALS:

| REVISION | DATE |
|----------|------------|
| 0 | 10.28.2024 |
| 1 | 02.17.2025 |
| 2 | 03.03.2025 |
| 3 | 03.31.2025 |
| 4 | 06.11.2025 |
| 5 | 08.08.2025 |
| 6 | 09.02.2025 |
| 7 | 09.15.2025 |
| 8 | 10.16.2025 |
| 9 | 10.21.2025 |
| 10 | 10.31.2025 |
| 11 | 11.20.2025 |
| 12 | 01.09.2026 |
| 13 | 01.21.2026 |
| 14 | 02.12.2026 |
| 15 | 02.25.2026 |

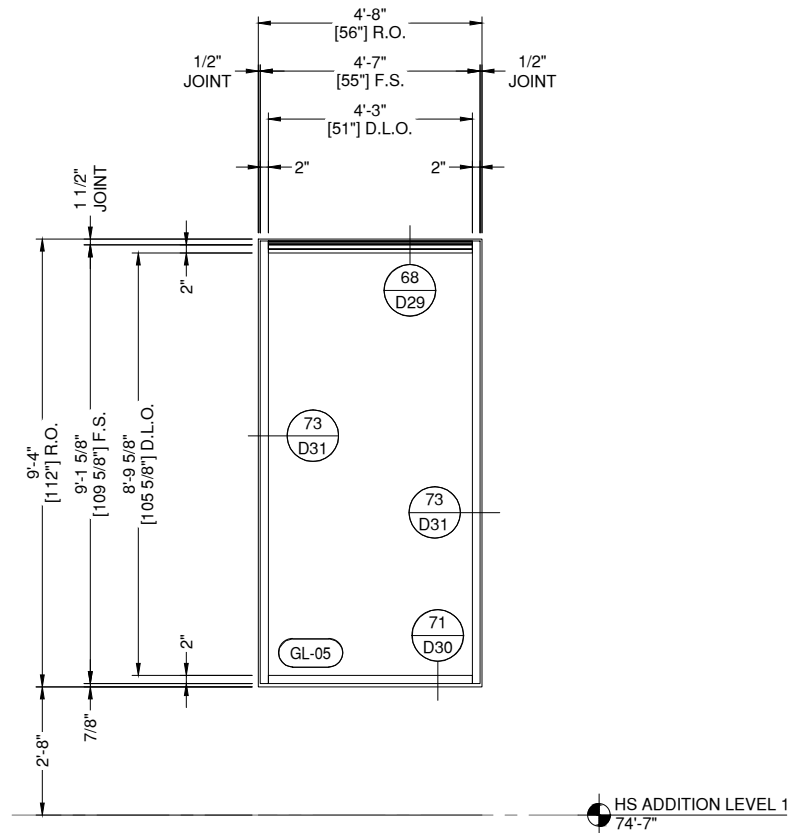
PROJECT NUMBER:
24-323

PROJECT NAME:
OMVHS

SHEET DESCRIPTION:
ELEVATIONS

SHEET:
E14

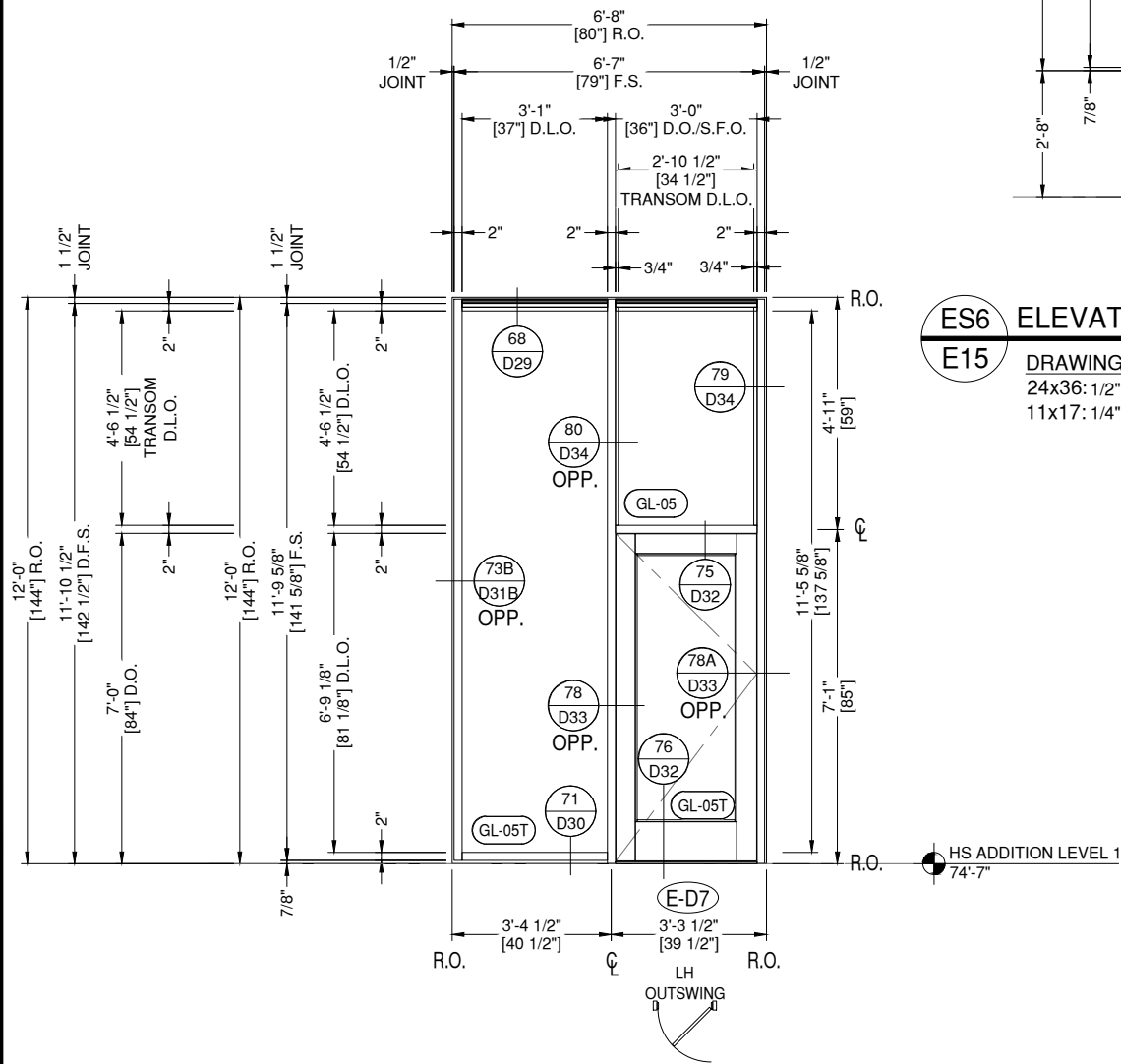
NOTE:
ALL DIMENSIONS TO BE FIELD
VERIFIED PRIOR TO FABRICATION



ES6 ELEVATION ES6
E15 DRAWING SCALE
24x36: 1/2" = 1'-0"
11x17: 1/4" = 1'-0"

| | | | |
|--------------|---|------------|----------|
| THUS REQ'D: | 1 | ARCH. REF. | ES6/A325 |
| OPP REQ'D: | 0 | | |
| TOTAL REQ'D: | 1 | | |

OLDCASTLE FG-3000XT CENTER SET MULTIPLANE STOREFRONT SYSTEM
FINISH: 3-COAT CUSTOM PAINT - WHITE DOVE



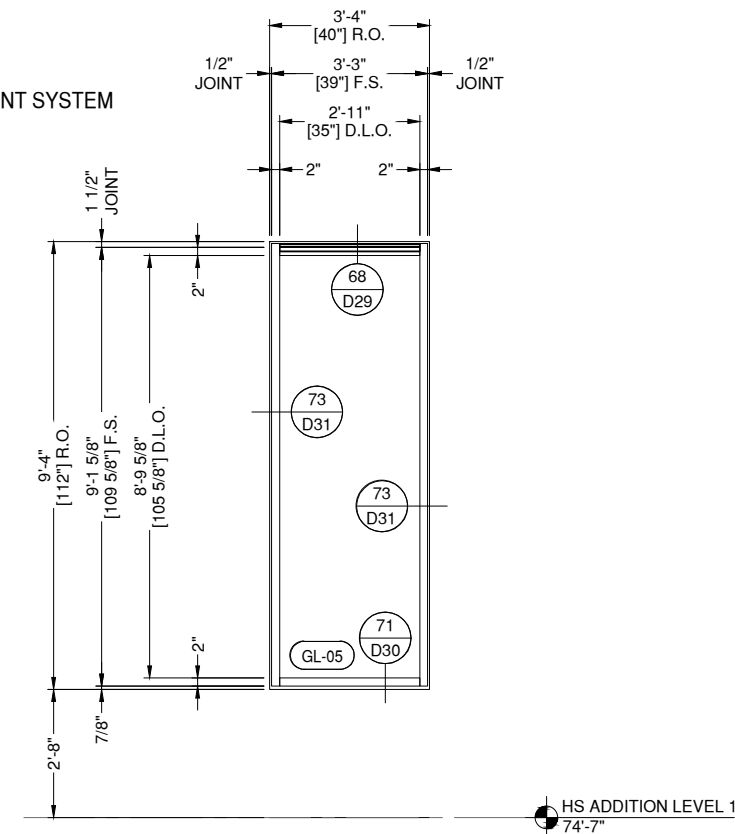
ES5 ELEVATION ES5
E15 DRAWING SCALE
24x36: 1/2" = 1'-0"
11x17: 1/4" = 1'-0"

| | |
|--------------|---|
| THUS REQ'D: | 1 |
| OPP REQ'D: | 0 |
| TOTAL REQ'D: | 1 |

| | |
|---------|----|
| HW SET: | 08 |
|---------|----|

| | |
|------------|----------|
| ARCH. REF. | ES5/A325 |
|------------|----------|

OLDCASTLE FG-3000XT CENTER SET MULTIPLANE STOREFRONT SYSTEM
OLDCASTLE WS-500TC THERMAL WIDE STILE ENTRANCE SYSTEM
FINISH: 3-COAT CUSTOM PAINT - WHITE DOVE



ES7 ELEVATION ES7
E15 DRAWING SCALE
24x36: 1/2" = 1'-0"
11x17: 1/4" = 1'-0"

| | |
|--------------|---|
| THUS REQ'D: | 1 |
| OPP REQ'D: | 0 |
| TOTAL REQ'D: | 1 |

| | |
|------------|----------|
| ARCH. REF. | ES7/A325 |
|------------|----------|

OLDCASTLE FG-3000XT CENTER SET MULTIPLANE STOREFRONT SYSTEM
FINISH: 3-COAT CUSTOM PAINT - WHITE DOVE

GLAZING CONTRACTOR

999 STREET, ST
CITY, STATE 99999
PH: 999.999.9999



www.MPDRAFTING.com
P: 248.522.7096
F: 248.522.7030

ARCHITECT:

VMDO ARCHITECTS
200 E. MARKET ST.
CHARLOTTESVILLE, VA 22902
434.296.5984

ARCHITECT NOTE:
ALL NOTES REQUESTING VERIFICATION,
CONFIRMATION, OR INFORMATION THAT ARE
NOT ANSWERED ARE ASSUMED TO BE
CORRECT AS SHOWN ON THESE DRAWINGS.

STAMPS/ SUBMITTALS:

| REVISION | DATE |
|----------|------------|
| 0 | 10.28.2024 |
| 1 | 02.17.2025 |
| 2 | 03.03.2025 |
| 3 | 03.31.2025 |
| 4 | 06.11.2025 |
| 5 | 08.08.2025 |
| 6 | 09.02.2025 |
| 7 | 09.15.2025 |
| 8 | 10.16.2025 |
| 9 | 10.21.2025 |
| 10 | 10.31.2025 |
| 11 | 11.20.2025 |
| 12 | 01.09.2026 |
| 13 | 01.21.2026 |
| 14 | 02.12.2026 |
| 15 | 02.25.2026 |

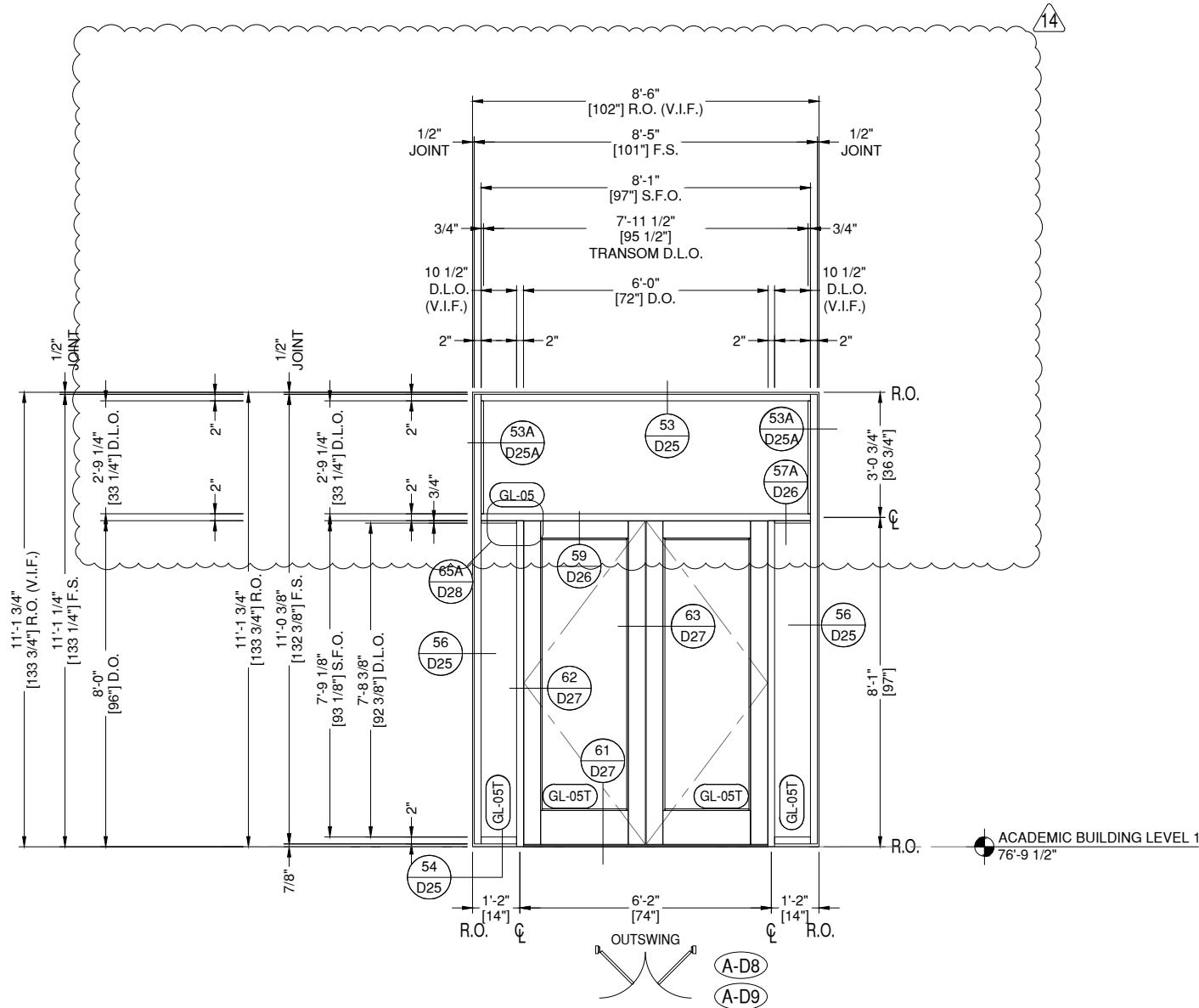
PROJECT NUMBER:
24-323

PROJECT NAME:
OMVHS

SHEET DESCRIPTION:
ELEVATIONS

SHEET:
E15

NOTE:
ALL DIMENSIONS TO BE FIELD
VERIFIED PRIOR TO FABRICATION



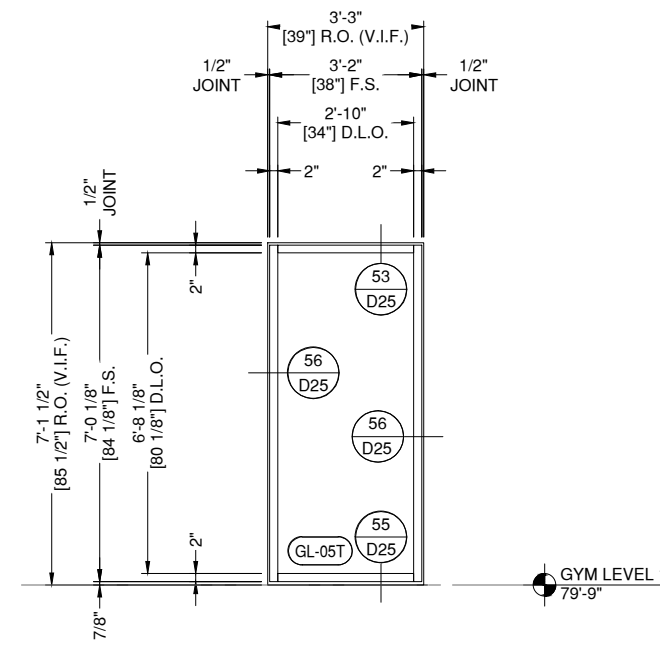
AS1 ELEVATION AS1
E16 DRAWING SCALE
24x36: 1/2" = 1'-0"
11x17: 1/4" = 1'-0"

THUS REQ'D: 2
OPP REQ'D: 0
TOTAL REQ'D: 2

ARCH. REF.
AS1/A325

HW SET:
35 @ A-D8
35A @ A-D9

OLDCASTLE FG-3000XT CENTER SET MULTIPLANE STOREFRONT SYSTEM
OLDCASTLE WS-500TC THERMAL WIDE STILE ENTRANCE SYSTEM
FINISH: 3-COAT CUSTOM PAINT - WHITE DOVE



BS1 ELEVATION BS1
E16 DRAWING SCALE
24x36: 1/2" = 1'-0"
11x17: 1/4" = 1'-0"

THUS REQ'D: 1
OPP REQ'D: 0
TOTAL REQ'D: 1

ARCH. REF.
BS1/A325

OLDCASTLE FG-3000XT CENTER SET MULTIPLANE STOREFRONT SYSTEM
FINISH: 3-COAT CUSTOM PAINT - WHITE DOVE

GLAZING CONTRACTOR

999 STREET, ST
CITY, STATE 99999
PH: 999.999.9999



www.MPDRAFTING.com
P: 248.522.7096
F: 248.522.7030

ARCHITECT:

VMDO ARCHITECTS
200 E. MARKET ST.
CHARLOTTESVILLE, VA 22902
434.296.5984

ARCHITECT NOTE:
ALL NOTES REQUESTING VERIFICATION,
CONFIRMATION, OR INFORMATION THAT ARE
NOT ANSWERED ARE ASSUMED TO BE
CORRECT AS SHOWN ON THESE DRAWINGS.

STAMPS/ SUBMITTALS:

| REVISION | DATE |
|----------|------------|
| 0 | 10.28.2024 |
| 1 | 02.17.2025 |
| 2 | 03.03.2025 |
| 3 | 03.31.2025 |
| 4 | 06.11.2025 |
| 5 | 08.08.2025 |
| 6 | 09.02.2025 |
| 7 | 09.15.2025 |
| 8 | 10.16.2025 |
| 9 | 10.21.2025 |
| 10 | 10.31.2025 |
| 11 | 11.20.2025 |
| 12 | 01.09.2026 |
| 13 | 01.21.2026 |
| 14 | 02.12.2026 |
| 15 | 02.25.2026 |

PROJECT NUMBER:
24-323

PROJECT NAME:
OMVHS

SHEET DESCRIPTION:
ELEVATIONS

SHEET:
E16

NOTE:
ALL DIMENSIONS TO BE FIELD
VERIFIED PRIOR TO FABRICATION

GLAZING CONTRACTOR

999 STREET, ST
CITY, STATE 99999
PH: 999.999.9999



www.MPDRAFTING.com
P: 248.522.7096
F: 248.522.7030

ARCHITECT:

VMDO ARCHITECTS
200 E. MARKET ST.
CHARLOTTESVILLE, VA 22902
434.296.5984

ARCHITECT NOTE:
ALL NOTES REQUESTING VERIFICATION,
CONFIRMATION, OR INFORMATION THAT ARE
NOT ANSWERED ARE ASSUMED TO BE
CORRECT AS SHOWN ON THESE DRAWINGS.

STAMPS/ SUBMITTALS:

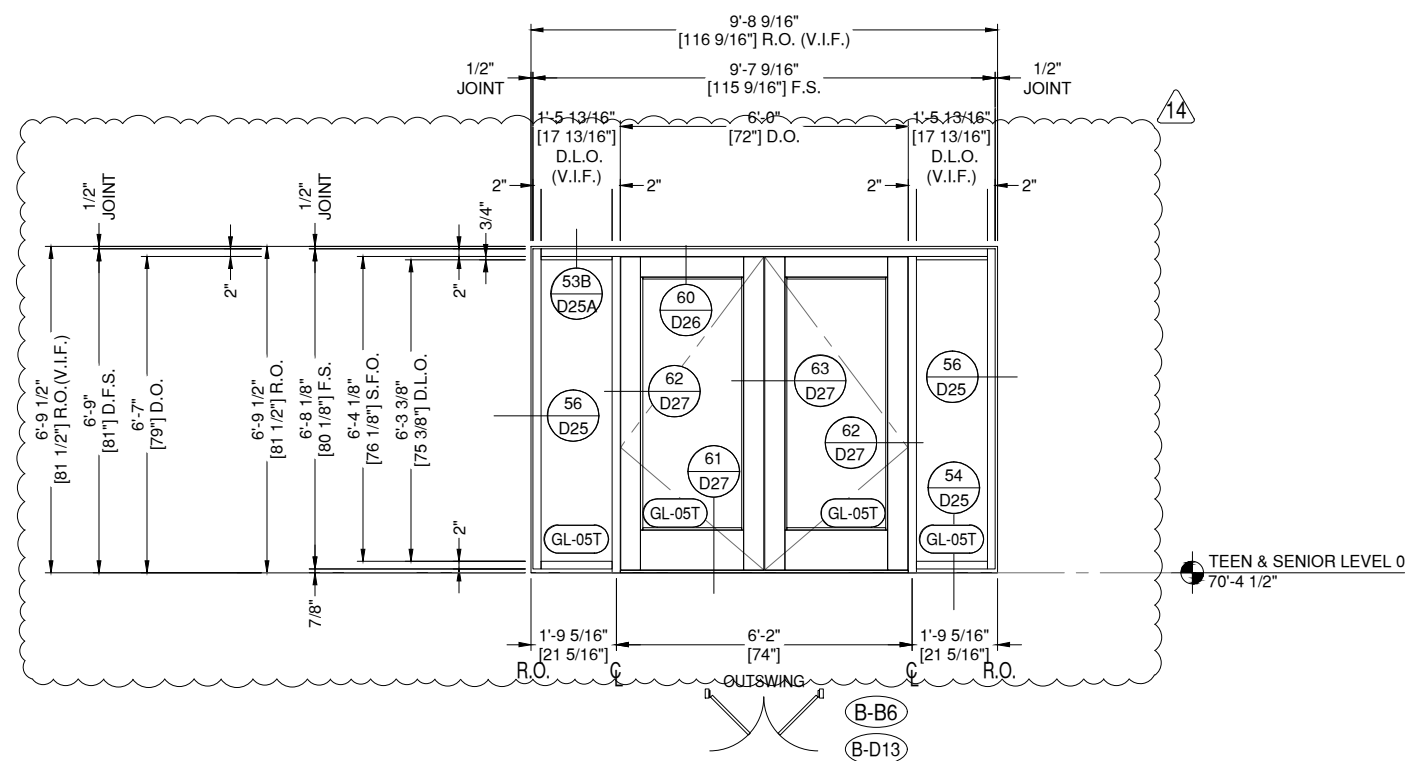
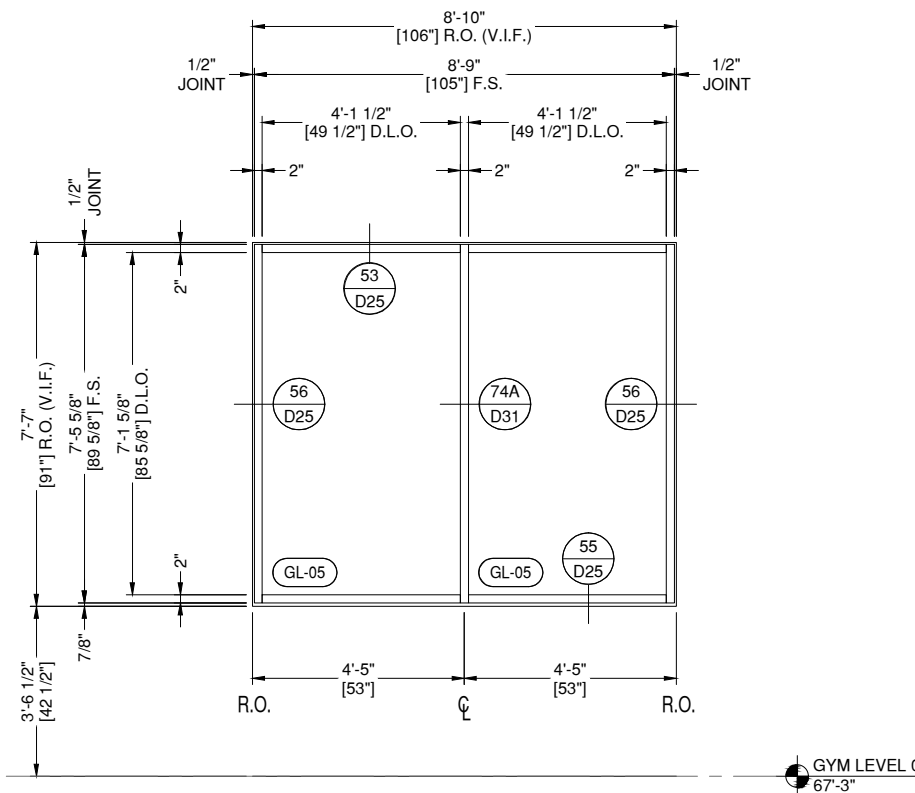
| REVISION | DATE |
|----------|------------|
| 0 | 10.28.2024 |
| 1 | 02.17.2025 |
| 2 | 03.03.2025 |
| 3 | 03.31.2025 |
| 4 | 06.11.2025 |
| 5 | 08.08.2025 |
| 6 | 09.02.2025 |
| 7 | 09.15.2025 |
| 8 | 10.16.2025 |
| 9 | 10.21.2025 |
| 10 | 10.31.2025 |
| 11 | 11.20.2025 |
| 12 | 01.09.2026 |
| 13 | 01.21.2026 |
| 14 | 02.12.2026 |
| 15 | 02.25.2026 |

PROJECT NUMBER:
24-323

PROJECT NAME:
OMVHS

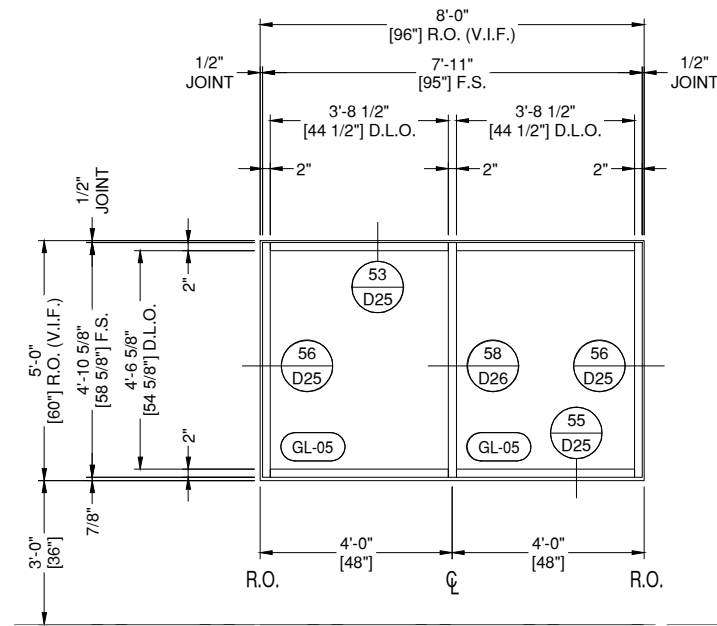
SHEET DESCRIPTION:
ELEVATIONS

SHEET:
E17



| | |
|------------|----------|
| ARCH. REF. | BS3/A325 |
|------------|----------|

NOTE:
ALL DIMENSIONS TO BE FIELD
VERIFIED PRIOR TO FABRICATION



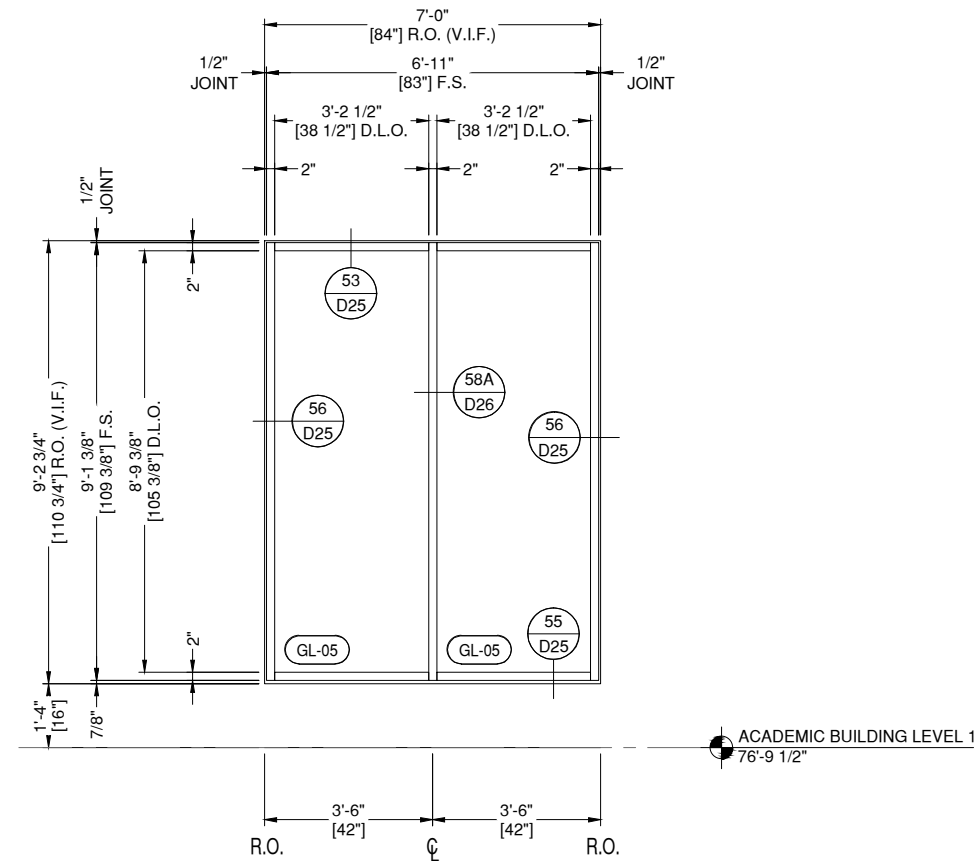
BS4 ELEVATION BS4
E18

DRAWING SCALE
24x36: 1/2" = 1'-0"
11x17: 1/4" = 1'-0"

| | |
|--------------|---|
| THUS REQ'D: | 1 |
| OPP REQ'D: | 0 |
| TOTAL REQ'D: | 1 |

ARCH. REF.
BS4/A325

OLDCASTLE FG-3000XT CENTER SET MULTIPLANE STOREFRONT SYSTEM
FINISH: 3-COAT CUSTOM PAINT - WHITE DOVE



CS1 ELEVATION CS1
E18

DRAWING SCALE
24x36: 1/2" = 1'-0"
11x17: 1/4" = 1'-0"

| | |
|--------------|---|
| THUS REQ'D: | 1 |
| OPP REQ'D: | 0 |
| TOTAL REQ'D: | 1 |

ARCH. REF.
CS1/A325

OLDCASTLE FG-3000XT CENTER SET MULTIPLANE STOREFRONT SYSTEM
FINISH: 3-COAT CUSTOM PAINT - WHITE DOVE

GLAZING CONTRACTOR

999 STREET, ST
CITY, STATE 99999
PH: 999.999.9999



www.MPDRAFTING.com
P: 248.522.7096
F: 248.522.7030

ARCHITECT:

VMDO ARCHITECTS
200 E. MARKET ST.
CHARLOTTESVILLE, VA 22902
434.296.5984

ARCHITECT NOTE:
ALL NOTES REQUESTING VERIFICATION,
CONFIRMATION, OR INFORMATION THAT ARE
NOT ANSWERED ARE ASSUMED TO BE
CORRECT AS SHOWN ON THESE DRAWINGS.

STAMPS/ SUBMITTALS:

| REVISION | DATE |
|----------|------------|
| 0 | 10.28.2024 |
| 1 | 02.17.2025 |
| 2 | 03.03.2025 |
| 3 | 03.31.2025 |
| 4 | 06.11.2025 |
| 5 | 08.08.2025 |
| 6 | 09.02.2025 |
| 7 | 09.15.2025 |
| 8 | 10.16.2025 |
| 9 | 10.21.2025 |
| 10 | 10.31.2025 |
| 11 | 11.20.2025 |
| 12 | 01.09.2026 |
| 13 | 01.21.2026 |
| 14 | 02.12.2026 |
| 15 | 02.25.2026 |

PROJECT NUMBER:
24-323

PROJECT NAME:
OMVHS

SHEET DESCRIPTION:
ELEVATIONS

SHEET:
E18

NOTE:
ALL DIMENSIONS TO BE FIELD
VERIFIED PRIOR TO FABRICATION

GLAZING CONTRACTOR

999 STREET, ST
CITY, STATE 99999
PH: 999.999.9999

MP drafting
& design

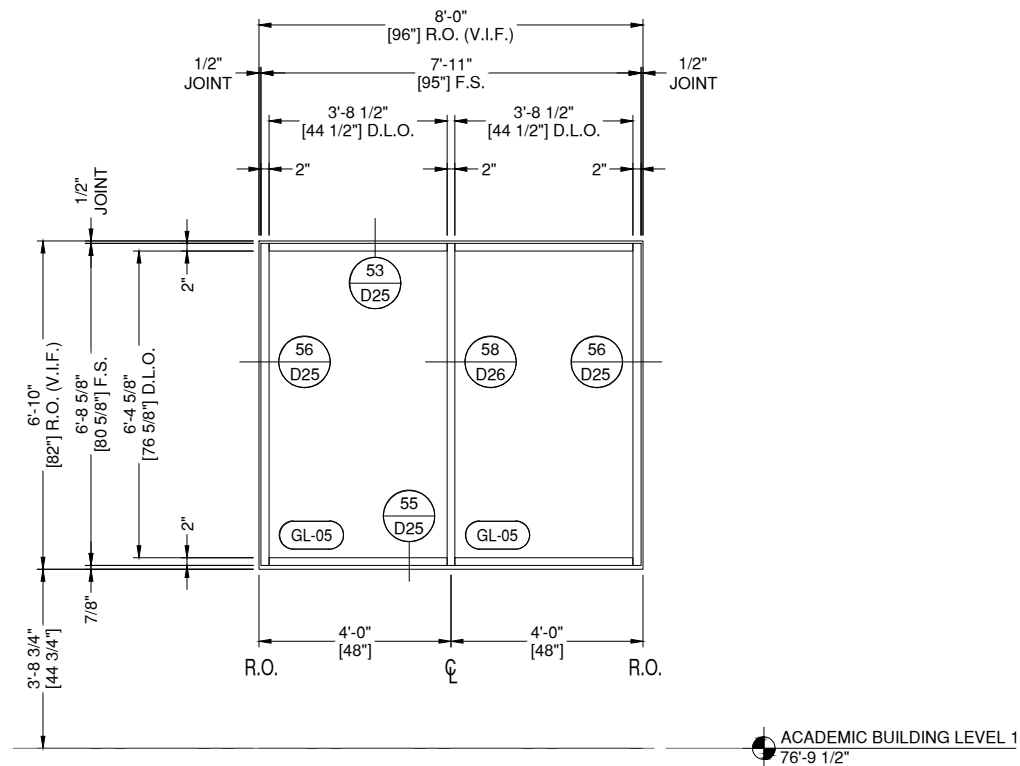
www.MPDRAFTING.com
P: 248.522.7096
F: 248.522.7030

ARCHITECT:

VMDO ARCHITECTS
200 E. MARKET ST.
CHARLOTTESVILLE, VA 22902
434.296.5984

ARCHITECT NOTE:
ALL NOTES REQUESTING VERIFICATION,
CONFIRMATION, OR INFORMATION THAT ARE
NOT ANSWERED ARE ASSUMED TO BE
CORRECT AS SHOWN ON THESE DRAWINGS.

STAMPS/ SUBMITTALS:



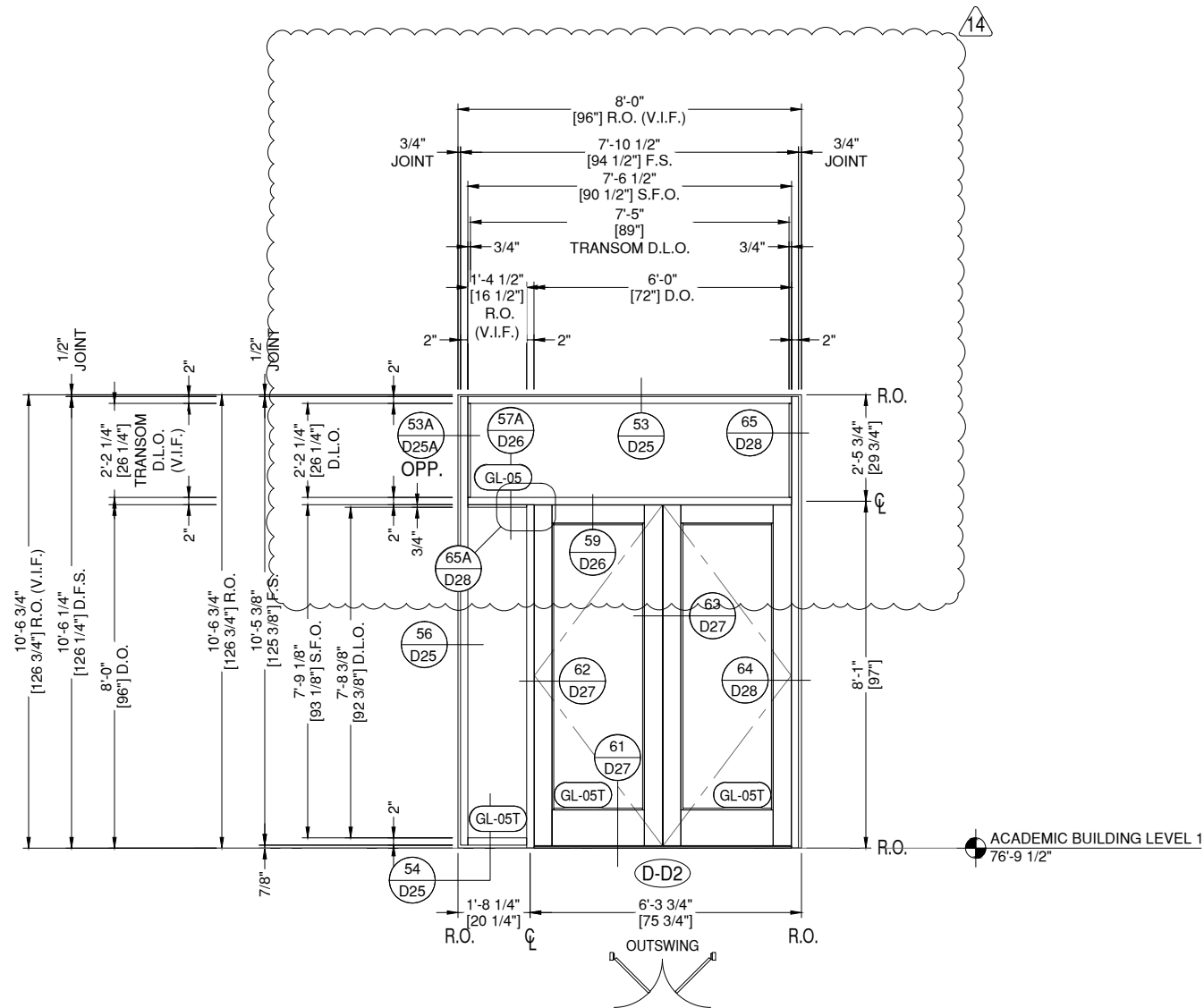
CS2 ELEVATION CS2
E19 DRAWING SCALE

24x36: 1/2" = 1'-0"
11x17: 1/4" = 1'-0"

THUS REQ'D: 2
OPP REQ'D: 0
TOTAL REQ'D: 2

ARCH. REF.
CS2/A325

OLDCASTLE FG-3000XT CENTER SET MULTIPLANE STOREFRONT SYSTEM
FINISH: 3-COAT CUSTOM PAINT - WHITE DOVE



CS3 ELEVATION CS3
E19 DRAWING SCALE

24x36: 1/2" = 1'-0"
11x17: 1/4" = 1'-0"

THUS REQ'D: 1
OPP REQ'D: 0
TOTAL REQ'D: 1

HW SET:
19.2

ARCH. REF.
CS3/A325

OLDCASTLE FG-3000XT CENTER SET MULTIPLANE STOREFRONT SYSTEM
OLDCASTLE WS-500TC THERMAL WIDE STILE ENTRANCE SYSTEM
FINISH: 3-COAT CUSTOM PAINT - WHITE DOVE

| REVISION | DATE |
|----------|------------|
| 0 | 10.28.2024 |
| 1 | 02.17.2025 |
| 2 | 03.03.2025 |
| 3 | 03.31.2025 |
| 4 | 06.11.2025 |
| 5 | 08.08.2025 |
| 6 | 09.02.2025 |
| 7 | 09.15.2025 |
| 8 | 10.16.2025 |
| 9 | 10.21.2025 |
| 10 | 10.31.2025 |
| 11 | 11.20.2025 |
| 12 | 01.09.2026 |
| 13 | 01.21.2026 |
| 14 | 02.12.2026 |
| 15 | 02.25.2026 |

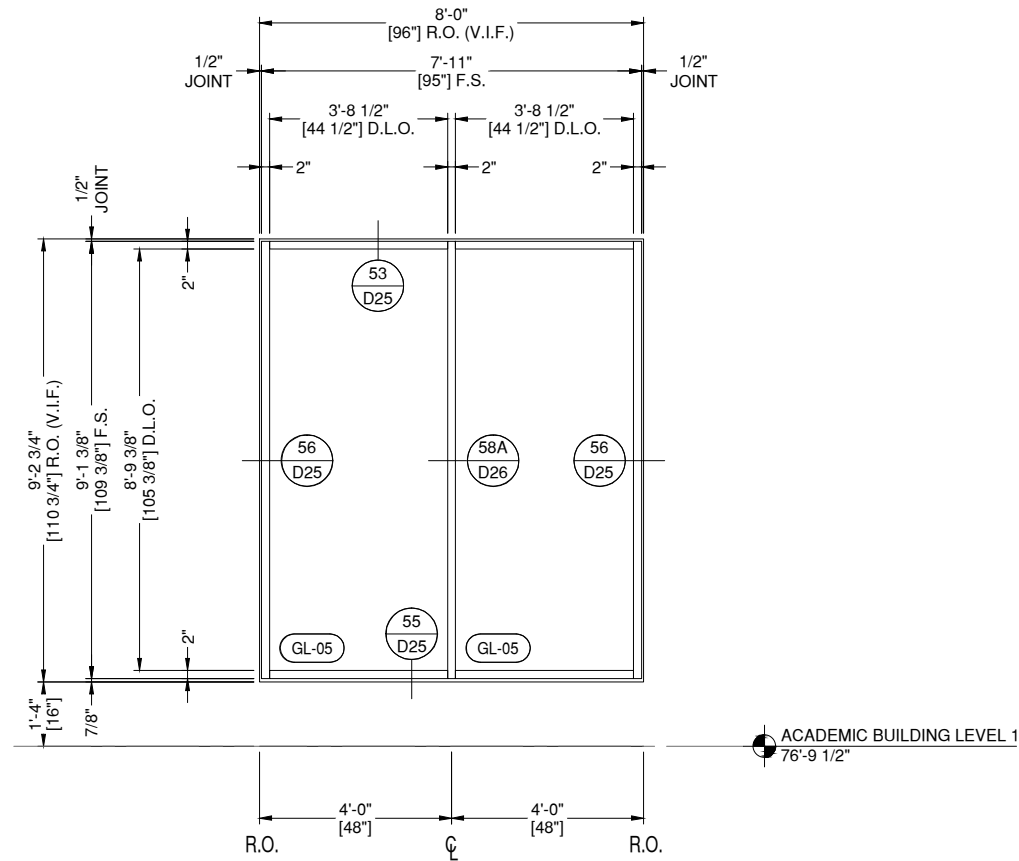
PROJECT NUMBER:
24-323

PROJECT NAME:
OMVHS

SHEET DESCRIPTION:
ELEVATIONS

SHEET:
E19

NOTE:
ALL DIMENSIONS TO BE FIELD
VERIFIED PRIOR TO FABRICATION



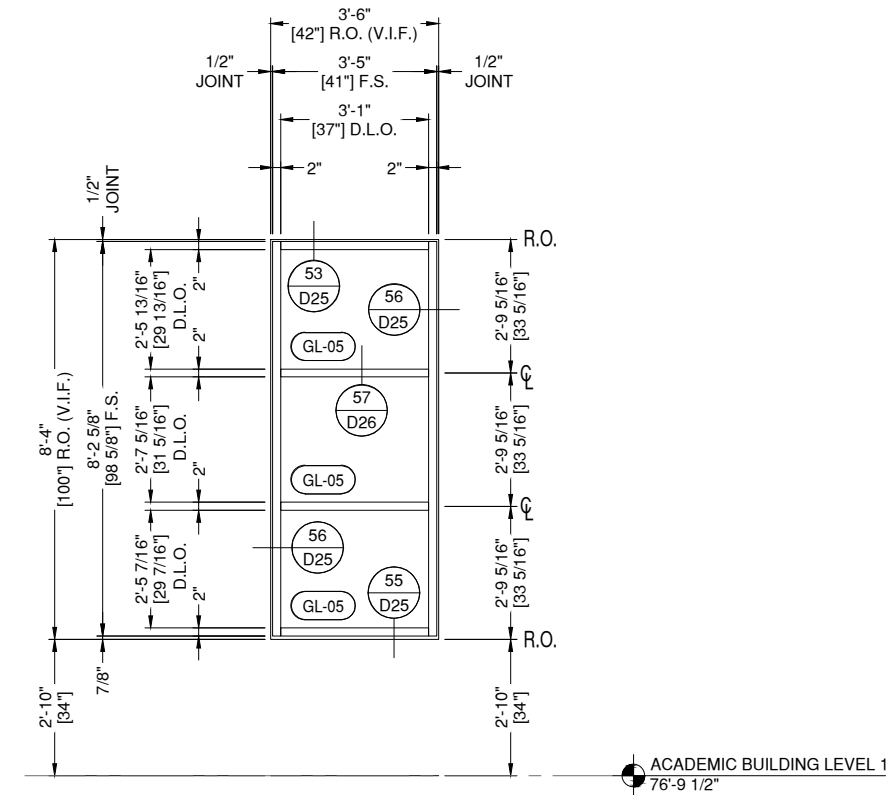
CS4 ELEVATION CS4

E20 DRAWING SCALE
24x36: 1/2" = 1'-0"
11x17: 1/4" = 1'-0"

THUS REQ'D: 6
OPP REQ'D: 0
TOTAL REQ'D: 6

ARCH. REF.
CS4/A325

OLDCASTLE FG-3000XT CENTER SET MULTIPLANE STOREFRONT SYSTEM
FINISH: 3-COAT CUSTOM PAINT - WHITE DOVE



CS4.1 ELEVATION CS4.1

E20 DRAWING SCALE
24x36: 1/2" = 1'-0"
11x17: 1/4" = 1'-0"

THUS REQ'D: 1
OPP REQ'D: 0
TOTAL REQ'D: 1

ARCH. REF.
CS4/A325

OLDCASTLE FG-3000XT CENTER SET MULTIPLANE STOREFRONT SYSTEM
FINISH: 3-COAT CUSTOM PAINT - NIGHTHAWK GRAY

GLAZING CONTRACTOR

999 STREET, ST
CITY, STATE 99999
PH: 999.999.9999

MP drafting
& design

www.MPDRAFTING.com
P: 248.522.7096
F: 248.522.7030

ARCHITECT:

VMDO ARCHITECTS

200 E. MARKET ST.
CHARLOTTESVILLE, VA 22902
434.296.5984

ARCHITECT NOTE:
ALL NOTES REQUESTING VERIFICATION,
CONFIRMATION, OR INFORMATION THAT ARE
NOT ANSWERED ARE ASSUMED TO BE
CORRECT AS SHOWN ON THESE DRAWINGS.

STAMPS/ SUBMITTALS:

| REVISION | DATE |
|----------|------------|
| 0 | 10.28.2024 |
| 1 | 02.17.2025 |
| 2 | 03.03.2025 |
| 3 | 03.31.2025 |
| 4 | 06.11.2025 |
| 5 | 08.08.2025 |
| 6 | 09.02.2025 |
| 7 | 09.15.2025 |
| 8 | 10.16.2025 |
| 9 | 10.21.2025 |
| 10 | 10.31.2025 |
| 11 | 11.20.2025 |
| 12 | 01.09.2026 |
| 13 | 01.21.2026 |
| 14 | 02.12.2026 |
| 15 | 02.25.2026 |

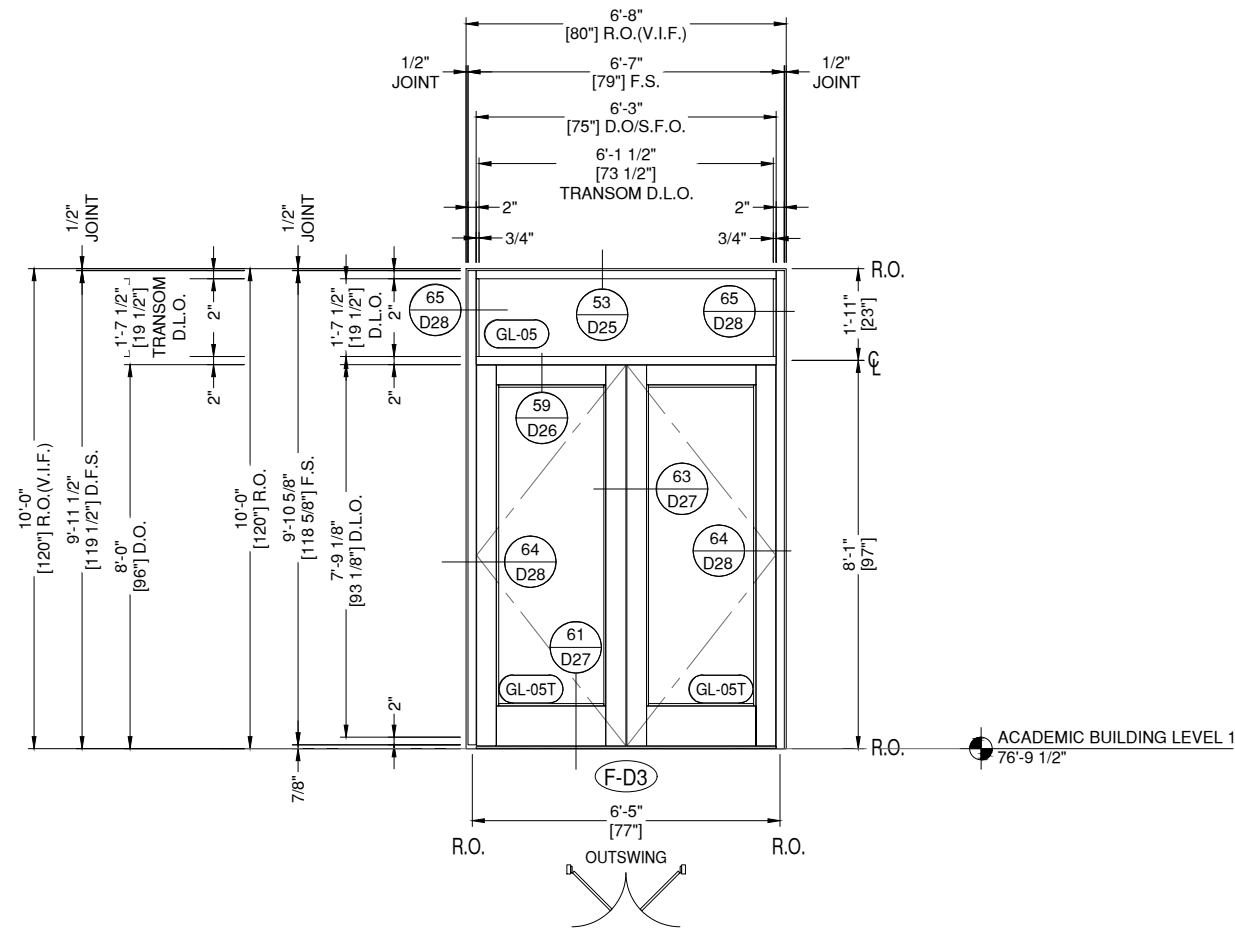
PROJECT NUMBER:
24-323

PROJECT NAME:
OMVHS

SHEET DESCRIPTION:
ELEVATIONS

SHEET:
E20

NOTE:
ALL DIMENSIONS TO BE FIELD
VERIFIED PRIOR TO FABRICATION



ES11 ELEVATION ES11
E21 DRAWING SCALE
24x36: 1/2" = 1'-0"
11x17: 1/4" = 1'-0"

| | | | |
|--------------|---|---------|------------|
| THUS REQ'D: | 1 | HW SET: | ARCH. REF. |
| OPP REQ'D: | 0 | 19A.1 | ES11/A325 |
| TOTAL REQ'D: | 1 | | |

OLDCASTLE FG-3000XT CENTER SET MULTIPLANE STOREFRONT SYSTEM
OLDCASTLE WS-500TC THERMAL WIDE STILE ENTRANCE SYSTEM
FINISH: 3-COAT CUSTOM PAINT - WHITE DOVE

GLAZING CONTRACTOR

999 STREET, ST
CITY, STATE 99999
PH: 999.999.9999



www.MPDRAFTING.com
P: 248.522.7096
F: 248.522.7030

ARCHITECT:

VMDO ARCHITECTS
200 E. MARKET ST.
CHARLOTTESVILLE, VA 22902
434.296.5984

ARCHITECT NOTE:
ALL NOTES REQUESTING VERIFICATION,
CONFIRMATION, OR INFORMATION THAT ARE
NOT ANSWERED ARE ASSUMED TO BE
CORRECT AS SHOWN ON THESE DRAWINGS.

STAMPS/ SUBMITTALS:

| REVISION | DATE |
|----------|------------|
| 0 | 10.28.2024 |
| 1 | 02.17.2025 |
| 2 | 03.03.2025 |
| 3 | 03.31.2025 |
| 4 | 06.11.2025 |
| 5 | 08.08.2025 |
| 6 | 09.02.2025 |
| 7 | 09.15.2025 |
| 8 | 10.16.2025 |
| 9 | 10.21.2025 |
| 10 | 10.31.2025 |
| 11 | 11.20.2025 |
| 12 | 01.09.2026 |
| 13 | 01.21.2026 |
| 14 | 02.12.2026 |
| 15 | 02.25.2026 |

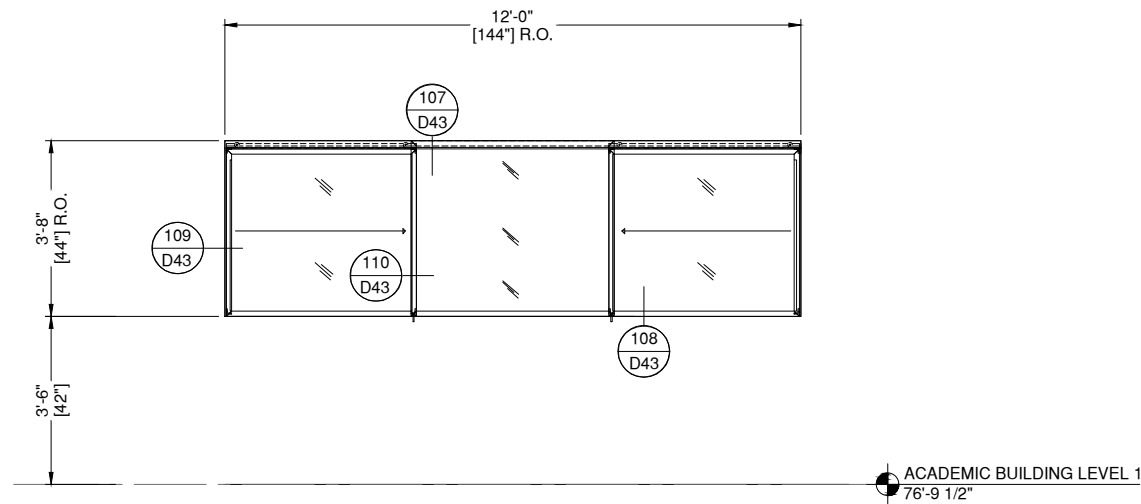
PROJECT NUMBER:
24-323

PROJECT NAME:
OMVHS

SHEET DESCRIPTION:
ELEVATIONS

SHEET:
E21

NOTE:
ALL DIMENSIONS TO BE FIELD
VERIFIED PRIOR TO FABRICATION



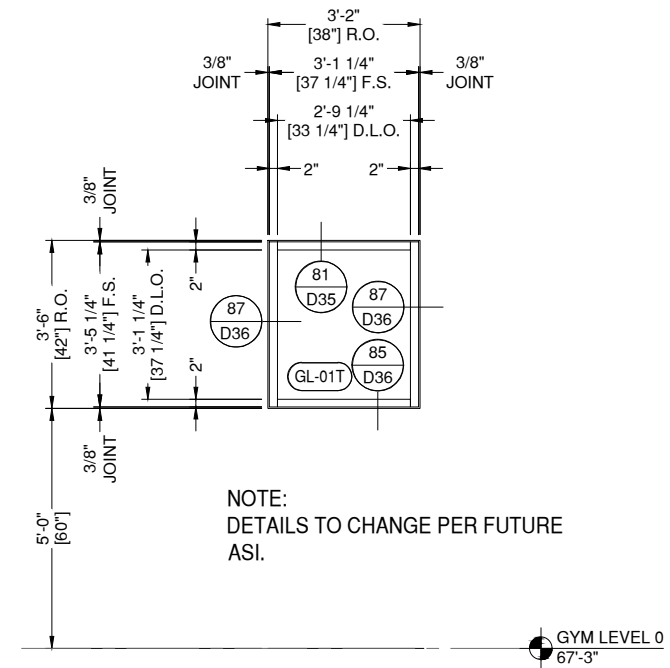
A.SI.01 ELEVATION A.SI.01
E22

DRAWING SCALE
24x36: 1/2" = 1'-0"
11x17: 1/4" = 1'-0"

THUS REQ'D: 1
OPP REQ'D: 0
TOTAL REQ'D: 1

ARCH. REF.
A.SI.01/A740

CR LAURENCE FAWN PASS-THRU SYSTEM
FINISH: 3-COAT CUSTOM PAINT - WHITE DOVE



B.SI1 ELEVATION B.SI1
E22

DRAWING SCALE
24x36: 1/2" = 1'-0"
11x17: 1/4" = 1'-0"

THUS REQ'D: 2
OPP REQ'D: 0
TOTAL REQ'D: 2

ARCH. REF.
B.SI1/A740

OLDCASTLE FG-3000 STOREFRONT SYSTEM
FINISH: 3-COAT CUSTOM PAINT - PASHMINA GRAY

GLAZING CONTRACTOR

999 STREET, ST
CITY, STATE 99999
PH: 999.999.9999



www.MPDRAFTING.com
P: 248.522.7096
F: 248.522.7030

ARCHITECT:

VMDO ARCHITECTS
200 E. MARKET ST.
CHARLOTTESVILLE, VA 22902
434.296.5984

ARCHITECT NOTE:
ALL NOTES REQUESTING VERIFICATION,
CONFIRMATION, OR INFORMATION THAT ARE
NOT ANSWERED ARE ASSUMED TO BE
CORRECT AS SHOWN ON THESE DRAWINGS.

STAMPS/ SUBMITTALS:

| REVISION | DATE |
|----------|------------|
| 0 | 10.28.2024 |
| 1 | 02.17.2025 |
| 2 | 03.03.2025 |
| 3 | 03.31.2025 |
| 4 | 06.11.2025 |
| 5 | 08.08.2025 |
| 6 | 09.02.2025 |
| 7 | 09.15.2025 |
| 8 | 10.16.2025 |
| 9 | 10.21.2025 |
| 10 | 10.31.2025 |
| 11 | 11.20.2025 |
| 12 | 01.09.2026 |
| 13 | 01.21.2026 |
| 14 | 02.12.2026 |
| 15 | 02.25.2026 |

PROJECT NUMBER:
24-323

PROJECT NAME:
OMVHS

SHEET DESCRIPTION:
ELEVATIONS

SHEET:
E22

NOTE:
ALL DIMENSIONS TO BE FIELD
VERIFIED PRIOR TO FABRICATION

GLAZING CONTRACTOR

999 STREET, ST
CITY, STATE 99999
PH: 999.999.9999



www.MPDRAFTING.com
P: 248.522.7096
F: 248.522.7030

ARCHITECT:

VMDO ARCHITECTS
200 E. MARKET ST.
CHARLOTTESVILLE, VA 22902
434.296.5984

ARCHITECT NOTE:
ALL NOTES REQUESTING VERIFICATION,
CONFIRMATION, OR INFORMATION THAT ARE
NOT ANSWERED ARE ASSUMED TO BE
CORRECT AS SHOWN ON THESE DRAWINGS.

STAMPS/ SUBMITTALS:

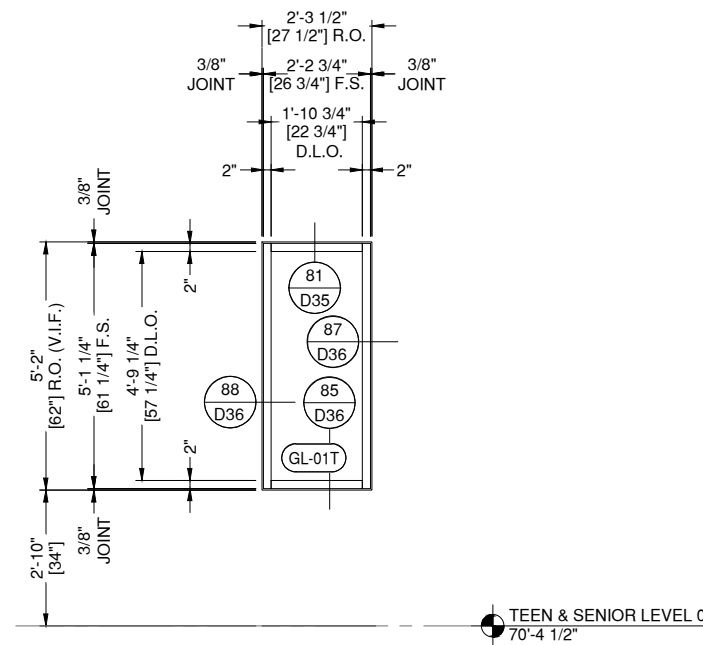
| REVISION | DATE |
|----------|------------|
| 0 | 10.28.2024 |
| 1 | 02.17.2025 |
| 2 | 03.03.2025 |
| 3 | 03.31.2025 |
| 4 | 06.11.2025 |
| 5 | 08.08.2025 |
| 6 | 09.02.2025 |
| 7 | 09.15.2025 |
| 8 | 10.16.2025 |
| 9 | 10.21.2025 |
| 10 | 10.31.2025 |
| 11 | 11.20.2025 |
| 12 | 01.09.2026 |
| 13 | 01.21.2026 |
| 14 | 02.12.2026 |
| 15 | 02.25.2026 |

PROJECT NUMBER:
24-323

PROJECT NAME:
OMVHS

SHEET DESCRIPTION:
ELEVATIONS

SHEET:
E23

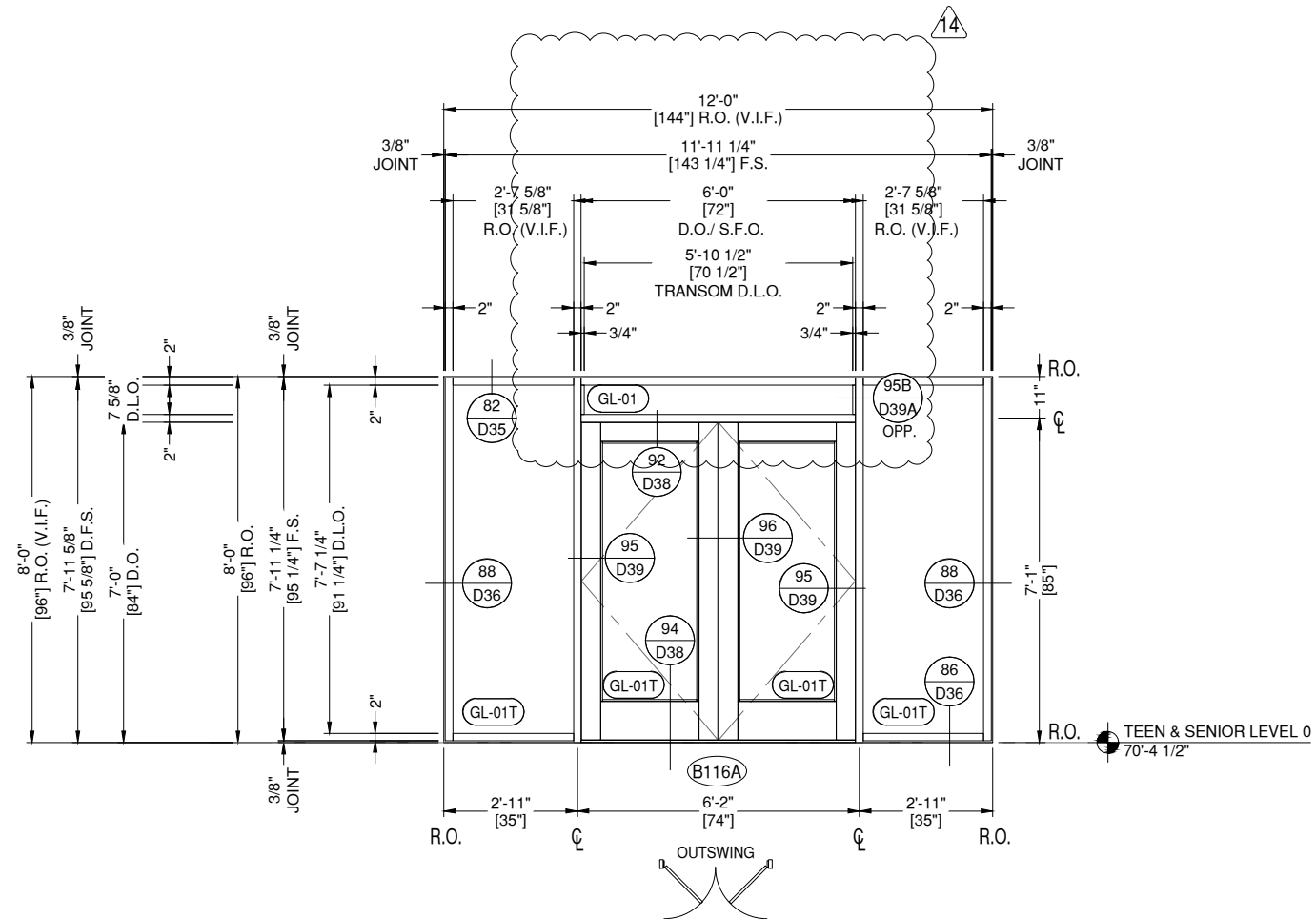


B.SI3 ELEVATION B.SI3
E23 DRAWING SCALE
24x36: 1/2" = 1'-0"
11x17: 1/4" = 1'-0"

THUS REQ'D: 2
OPP REQ'D: 0
TOTAL REQ'D: 2

ARCH. REF.
B.SI3/A740

OLDCASTLE FG-3000 STOREFRONT SYSTEM
FINISH: 3-COAT CUSTOM PAINT - NIGHTHAWK GRAY



B.SI4 ELEVATION B.SI4
E23 DRAWING SCALE
24x36: 1/2" = 1'-0"
11x17: 1/4" = 1'-0"

THUS REQ'D: 1
OPP REQ'D: 0
TOTAL REQ'D: 1

HW SET:
05A.1

ARCH. REF.
B.SI4/A740

OLDCASTLE FG-3000 STOREFRONT SYSTEM
OLDCASTLE WS-500 STANDARD WIDE STILE ENTRANCE SYSTEM
FINISH: 3-COAT CUSTOM PAINT - NIGHTHAWK GRAY

NOTE:
ALL DIMENSIONS TO BE FIELD
VERIFIED PRIOR TO FABRICATION

GLAZING CONTRACTOR

999 STREET, ST
CITY, STATE 99999
PH: 999.999.9999



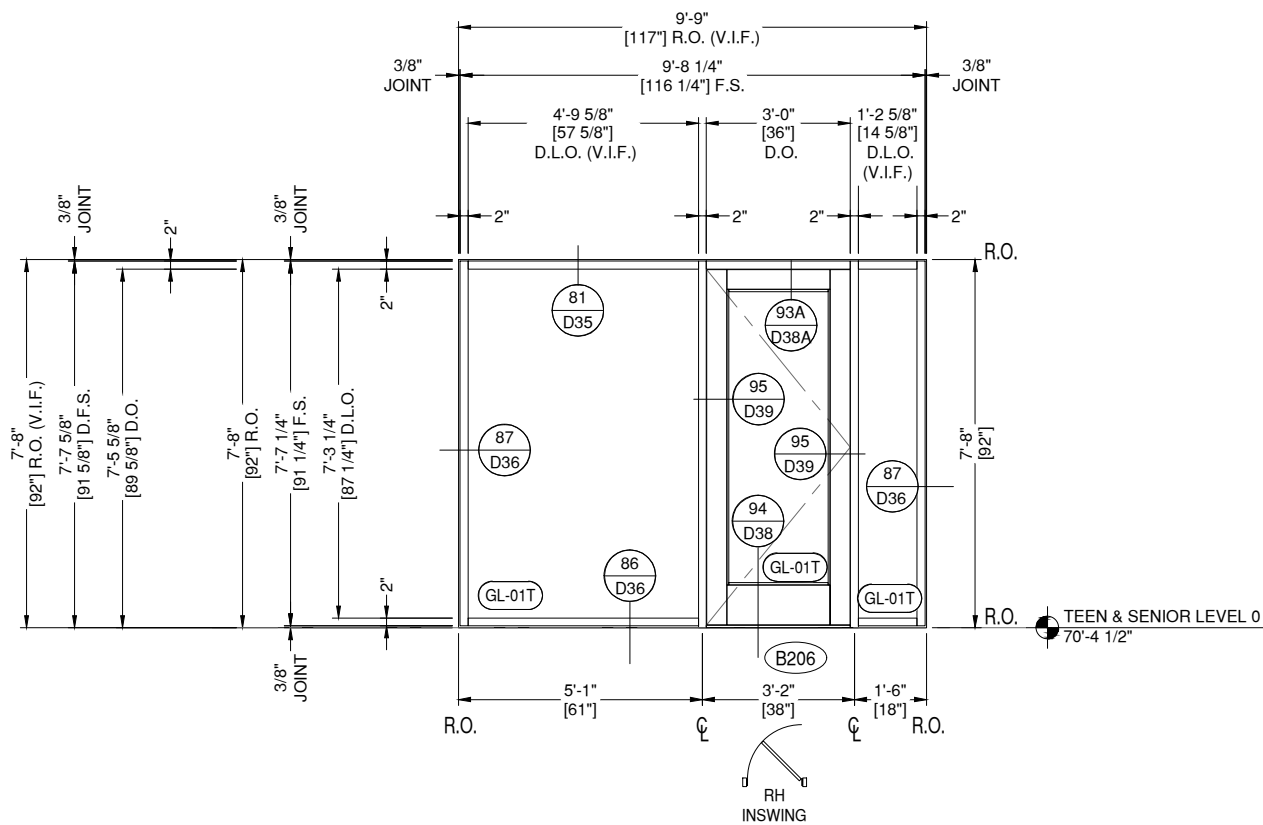
www.MPDRAFTING.com
P: 248.522.7096
F: 248.522.7030

ARCHITECT:

VMDO ARCHITECTS
200 E. MARKET ST.
CHARLOTTESVILLE, VA 22902
434.296.5984

ARCHITECT NOTE:
ALL NOTES REQUESTING VERIFICATION,
CONFIRMATION, OR INFORMATION THAT ARE
NOT ANSWERED ARE ASSUMED TO BE
CORRECT AS SHOWN ON THESE DRAWINGS.

STAMPS/ SUBMITTALS:



B.SI5 ELEVATION B.SI5
E24 DRAWING SCALE

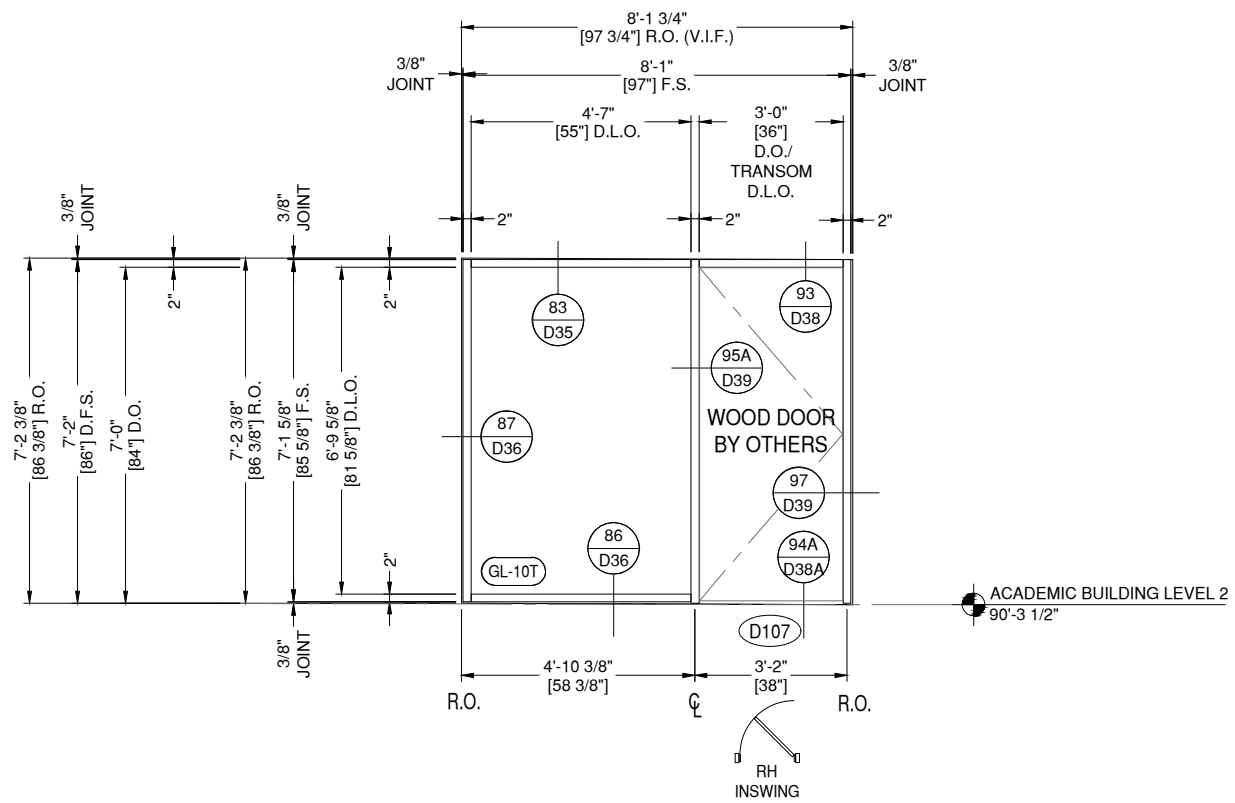
24x36: 1/2" = 1'-0"
11x17: 1/4" = 1'-0"

THUS REQ'D: 1
OPP REQ'D: 0
TOTAL REQ'D: 1

HW SET: 10

ARCH. REF. B.SI5/A740

OLDCASTLE FG-3000 STOREFRONT SYSTEM
OLDCASTLE WS-500 STANDARD WIDE STILE ENTRANCE SYSTEM
FINISH: 3-COAT CUSTOM PAINT - NIGHTHAWK GRAY



C.SI1 ELEVATION C.SI1
E24 DRAWING SCALE

24x36: 1/2" = 1'-0"
11x17: 1/4" = 1'-0"

THUS REQ'D: 1
OPP REQ'D: 0
TOTAL REQ'D: 1

HW SET: N/A

ARCH. REF. C.SI1/A740

OLDCASTLE FG-3000 STOREFRONT SYSTEM
FINISH: 3-COAT CUSTOM PAINT - PASHMINA GRAY

| REVISION | DATE |
|----------|------------|
| 0 | 10.28.2024 |
| 1 | 02.17.2025 |
| 2 | 03.03.2025 |
| 3 | 03.31.2025 |
| 4 | 06.11.2025 |
| 5 | 08.08.2025 |
| 6 | 09.02.2025 |
| 7 | 09.15.2025 |
| 8 | 10.16.2025 |
| 9 | 10.21.2025 |
| 10 | 10.31.2025 |
| 11 | 11.20.2025 |
| 12 | 01.09.2026 |
| 13 | 01.21.2026 |
| 14 | 02.12.2026 |
| 15 | 02.25.2026 |

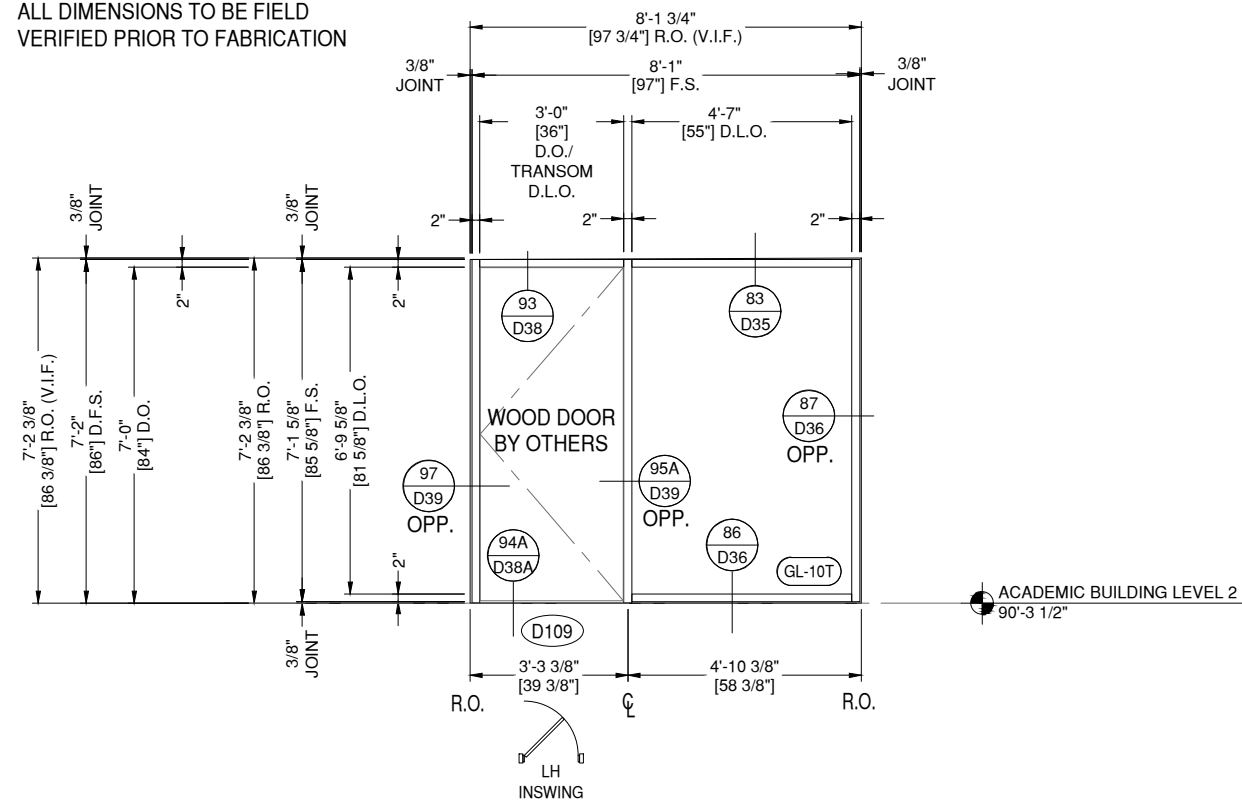
PROJECT NUMBER:
24-323

PROJECT NAME:
OMVHS

SHEET DESCRIPTION:
ELEVATIONS

SHEET:
E24

NOTE:
ALL DIMENSIONS TO BE FIELD
VERIFIED PRIOR TO FABRICATION



C.SI2 ELEVATION C.SI2

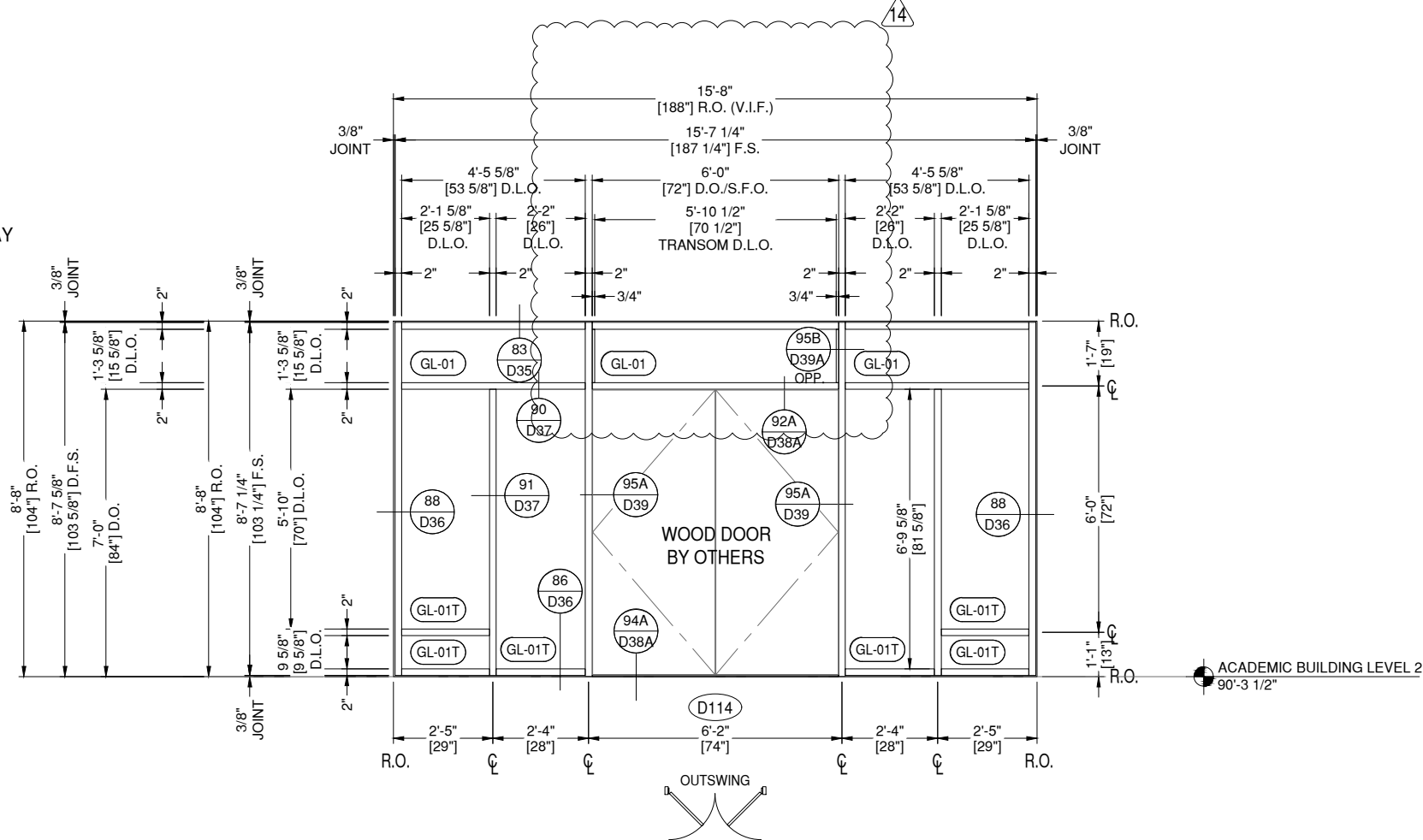
E25 DRAWING SCALE
24x36: 1/2" = 1'-0"
11x17: 1/4" = 1'-0"

| | |
|--------------|---|
| THUS REQ'D: | 1 |
| OPP REQ'D: | 0 |
| TOTAL REQ'D: | 1 |

HW SET:
N/A

ARCH. REF.
C.SI2/A740

OLDCASTLE FG-3000 STOREFRONT SYSTEM
FINISH: 3-COAT CUSTOM PAINT - PASHMINA GRAY



C.SI3 ELEVATION C.SI3

E25 DRAWING SCALE
24x36: 1/2" = 1'-0"
11x17: 1/4" = 1'-0"

| | |
|--------------|---|
| THUS REQ'D: | 1 |
| OPP REQ'D: | 0 |
| TOTAL REQ'D: | 1 |

HW SET:
ME21

ARCH. REF.
C.SI3/A740

OLDCASTLE FG-3000 STOREFRONT SYSTEM
OLDCASTLE WS-500 STANDARD WIDE STILE ENTRANCE SYSTEM
FINISH: 3-COAT CUSTOM PAINT - PASHMINA GRAY

GLAZING CONTRACTOR

999 STREET, ST
CITY, STATE 99999
PH: 999.999.9999



www.MPDRAFTING.com

P: 248.522.7096
F: 248.522.7030

ARCHITECT:

VMDO ARCHITECTS

200 E. MARKET ST.
CHARLOTTESVILLE, VA 22902
434.296.5984

ARCHITECT NOTE:
ALL NOTES REQUESTING VERIFICATION,
CONFIRMATION, OR INFORMATION THAT ARE
NOT ANSWERED ARE ASSUMED TO BE
CORRECT AS SHOWN ON THESE DRAWINGS.

STAMPS/ SUBMITTALS:

| REVISION | DATE |
|----------|------------|
| 0 | 10.28.2024 |
| 1 | 02.17.2025 |
| 2 | 03.03.2025 |
| 3 | 03.31.2025 |
| 4 | 06.11.2025 |
| 5 | 08.08.2025 |
| 6 | 09.02.2025 |
| 7 | 09.15.2025 |
| 8 | 10.16.2025 |
| 9 | 10.21.2025 |
| 10 | 10.31.2025 |
| 11 | 11.20.2025 |
| 12 | 01.09.2026 |
| 13 | 01.21.2026 |
| 14 | 02.12.2026 |
| 15 | 02.25.2026 |

PROJECT NUMBER:

24-323

PROJECT NAME:

OMVHS

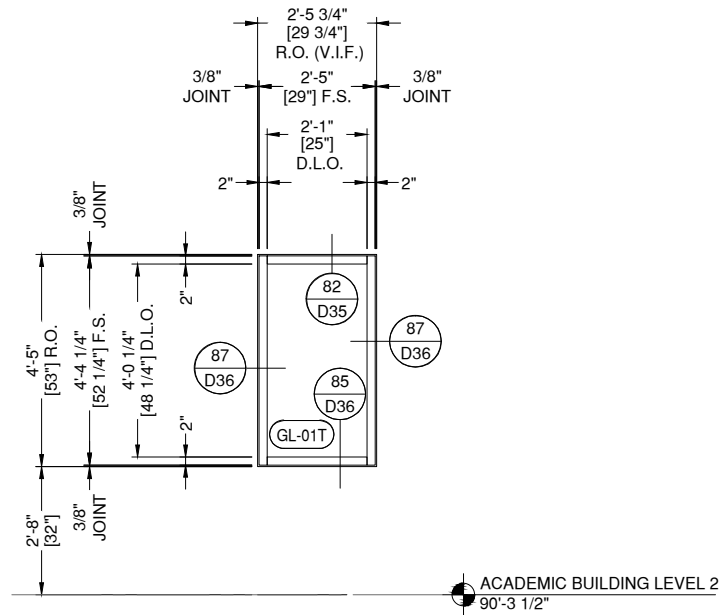
SHEET DESCRIPTION:

ELEVATIONS

SHEET:

E25

NOTE:
ALL DIMENSIONS TO BE FIELD
VERIFIED PRIOR TO FABRICATION

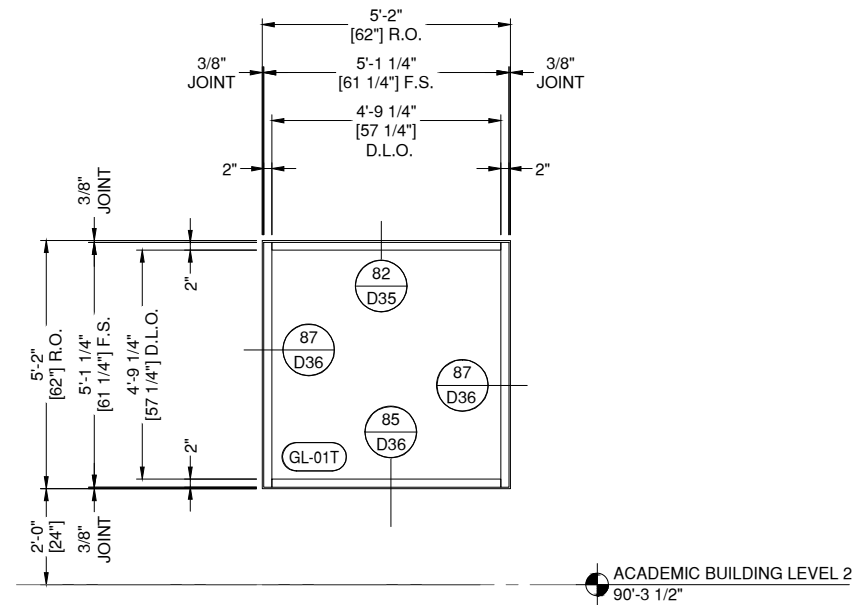


C.S15 ELEVATION C.S15
E26 DRAWING SCALE
24x36: 1/2" = 1'-0"
11x17: 1/4" = 1'-0"

| | |
|--------------|---|
| THUS REQ'D: | 1 |
| OPP REQ'D: | 0 |
| TOTAL REQ'D: | 1 |

ARCH. REF.
C.S15/A740

OLDCASTLE FG-3000 STOREFRONT SYSTEM
FINISH: 3-COAT CUSTOM PAINT - PASHMINA GRAY



C.S16 ELEVATION C.S16
E26 DRAWING SCALE
24x36: 1/2" = 1'-0"
11x17: 1/4" = 1'-0"

| | |
|--------------|---|
| THUS REQ'D: | 1 |
| OPP REQ'D: | 0 |
| TOTAL REQ'D: | 1 |

ARCH. REF.
C.S16/A740

OLDCASTLE FG-3000 STOREFRONT SYSTEM
FINISH: 3-COAT CUSTOM PAINT - PASHMINA GRAY

GLAZING CONTRACTOR

999 STREET, ST
CITY, STATE 99999
PH: 999.999.9999



www.MPDRAFTING.com
P: 248.522.7096
F: 248.522.7030

ARCHITECT:

VMDO ARCHITECTS
200 E. MARKET ST.
CHARLOTTESVILLE, VA 22902
434.296.5984

ARCHITECT NOTE:
ALL NOTES REQUESTING VERIFICATION,
CONFIRMATION, OR INFORMATION THAT ARE
NOT ANSWERED ARE ASSUMED TO BE
CORRECT AS SHOWN ON THESE DRAWINGS.

STAMPS/ SUBMITTALS:

| REVISION | DATE |
|----------|------------|
| 0 | 10.28.2024 |
| 1 | 02.17.2025 |
| 2 | 03.03.2025 |
| 3 | 03.31.2025 |
| 4 | 06.11.2025 |
| 5 | 08.08.2025 |
| 6 | 09.02.2025 |
| 7 | 09.15.2025 |
| 8 | 10.16.2025 |
| 9 | 10.21.2025 |
| 10 | 10.31.2025 |
| 11 | 11.20.2025 |
| 12 | 01.09.2026 |
| 13 | 01.21.2026 |
| 14 | 02.12.2026 |
| 15 | 02.25.2026 |

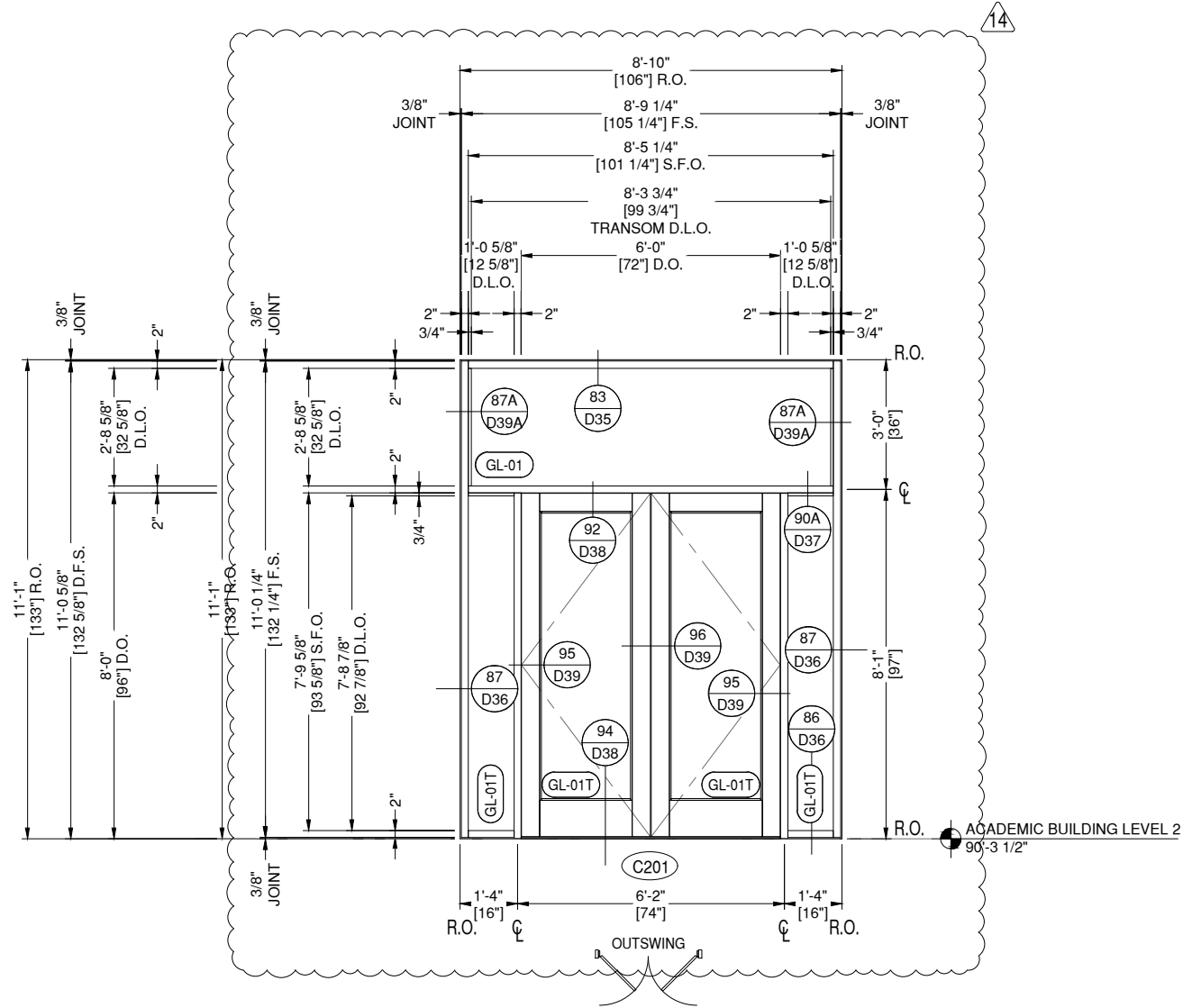
PROJECT NUMBER:
24-323

PROJECT NAME:
OMVHS

SHEET DESCRIPTION:
ELEVATIONS

SHEET:
E26

NOTE:
ALL DIMENSIONS TO BE FIELD
VERIFIED PRIOR TO FABRICATION

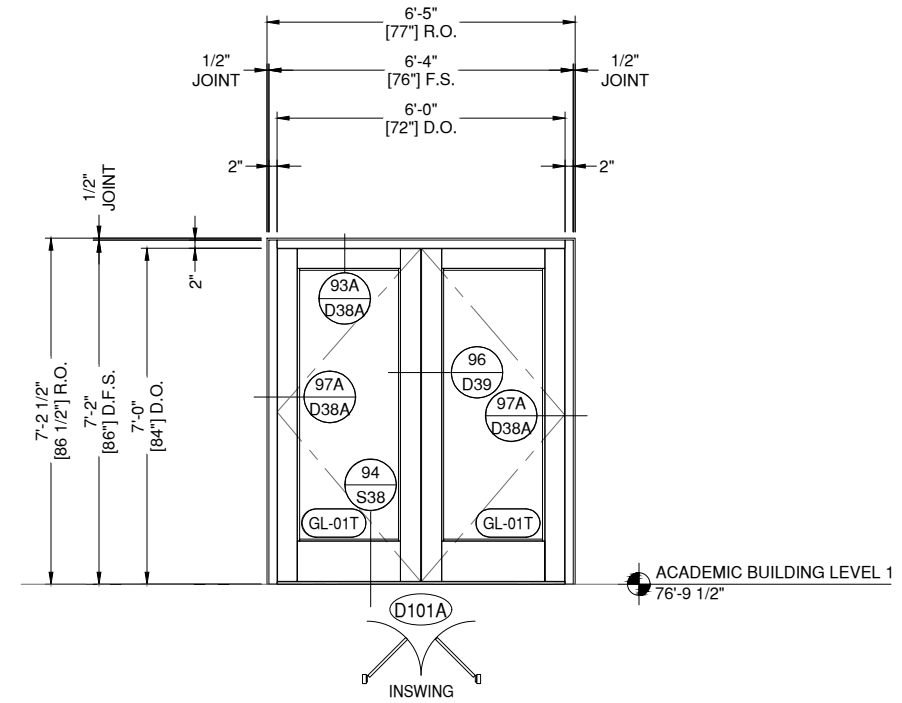


D.SI1 ELEVATION D.SI1

E27 DRAWING SCALE
24x36: 1/2" = 1'-0"
11x17: 1/4" = 1'-0"

| | | |
|----------------|-------------|-----------------------|
| THUS REQ'D: 1 | HW SET: 32F | ARCH. REF. D.SI1/A740 |
| OPP REQ'D: 0 | | |
| TOTAL REQ'D: 1 | | |

OLDCASTLE FG-3000 STOREFRONT SYSTEM
OLDCASTLE WS-500 STANDARD WIDE STILE ENTRANCE SYSTEM
FINISH: 3-COAT CUSTOM PAINT - PASHMINA GRAY



PAIR ELEVATION PAIR

E27 DRAWING SCALE
24x36: 1/2" = 1'-0"
11x17: 1/4" = 1'-0"

| | | |
|----------------|-------------|-------------------|
| THUS REQ'D: 1 | HW SET: 19H | ARCH. REF. 8/A734 |
| OPP REQ'D: 0 | | |
| TOTAL REQ'D: 1 | | |

OLDCASTLE FG-3000 STOREFRONT SYSTEM
OLDCASTLE WS-500 STANDARD WIDE STILE ENTRANCE SYSTEM
FINISH: 3-COAT CUSTOM PAINT - PASHMINA GRAY

GLAZING CONTRACTOR

999 STREET, ST
CITY, STATE 99999
PH: 999.999.9999

MP drafting & design

www.MPDRAFTING.com
P: 248.522.7096
F: 248.522.7030

ARCHITECT:

VMDO ARCHITECTS
200 E. MARKET ST.
CHARLOTTESVILLE, VA 22902
434.296.5984

ARCHITECT NOTE:
ALL NOTES REQUESTING VERIFICATION,
CONFIRMATION, OR INFORMATION THAT ARE
NOT ANSWERED ARE ASSUMED TO BE
CORRECT AS SHOWN ON THESE DRAWINGS.

**STAMPS/
SUBMITTALS:**

| REVISION | DATE |
|----------|------------|
| 0 | 10.28.2024 |
| 1 | 02.17.2025 |
| 2 | 03.03.2025 |
| 3 | 03.31.2025 |
| 4 | 06.11.2025 |
| 5 | 08.08.2025 |
| 6 | 09.02.2025 |
| 7 | 09.15.2025 |
| 8 | 10.16.2025 |
| 9 | 10.21.2025 |
| 10 | 10.31.2025 |
| 11 | 11.20.2025 |
| 12 | 01.09.2026 |
| 13 | 01.21.2026 |
| 14 | 02.12.2026 |
| 15 | 02.25.2026 |

PROJECT NUMBER:
24-323

PROJECT NAME:
OMVHS

SHEET DESCRIPTION:
ELEVATIONS

SHEET:
E27

NOTE:
ALL DIMENSIONS TO BE FIELD
VERIFIED PRIOR TO FABRICATION

GLAZING CONTRACTOR

999 STREET, ST
CITY, STATE 99999
PH: 999.999.9999



www.MPDRAFTING.com
P: 248.522.7096
F: 248.522.7030

ARCHITECT:

VMDO ARCHITECTS
200 E. MARKET ST.
CHARLOTTESVILLE, VA 22902
434.296.5984

ARCHITECT NOTE:
ALL NOTES REQUESTING VERIFICATION,
CONFIRMATION, OR INFORMATION THAT ARE
NOT ANSWERED ARE ASSUMED TO BE
CORRECT AS SHOWN ON THESE DRAWINGS.

STAMPS/ SUBMITTALS:

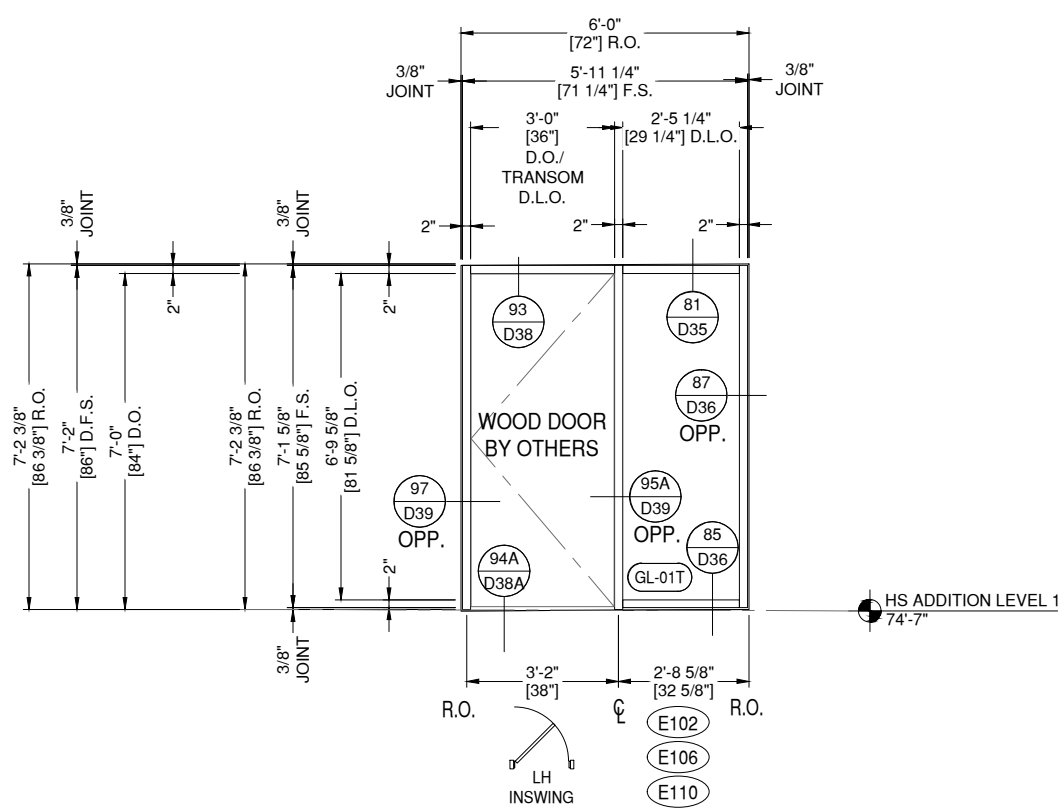
| REVISION | DATE |
|----------|------------|
| 0 | 10.28.2024 |
| 1 | 02.17.2025 |
| 2 | 03.03.2025 |
| 3 | 03.31.2025 |
| 4 | 06.11.2025 |
| 5 | 08.08.2025 |
| 6 | 09.02.2025 |
| 7 | 09.15.2025 |
| 8 | 10.16.2025 |
| 9 | 10.21.2025 |
| 10 | 10.31.2025 |
| 11 | 11.20.2025 |
| 12 | 01.09.2026 |
| 13 | 01.21.2026 |
| 14 | 02.12.2026 |
| 15 | 02.25.2026 |

PROJECT NUMBER:
24-323

PROJECT NAME:
OMVHS

SHEET DESCRIPTION:
ELEVATIONS

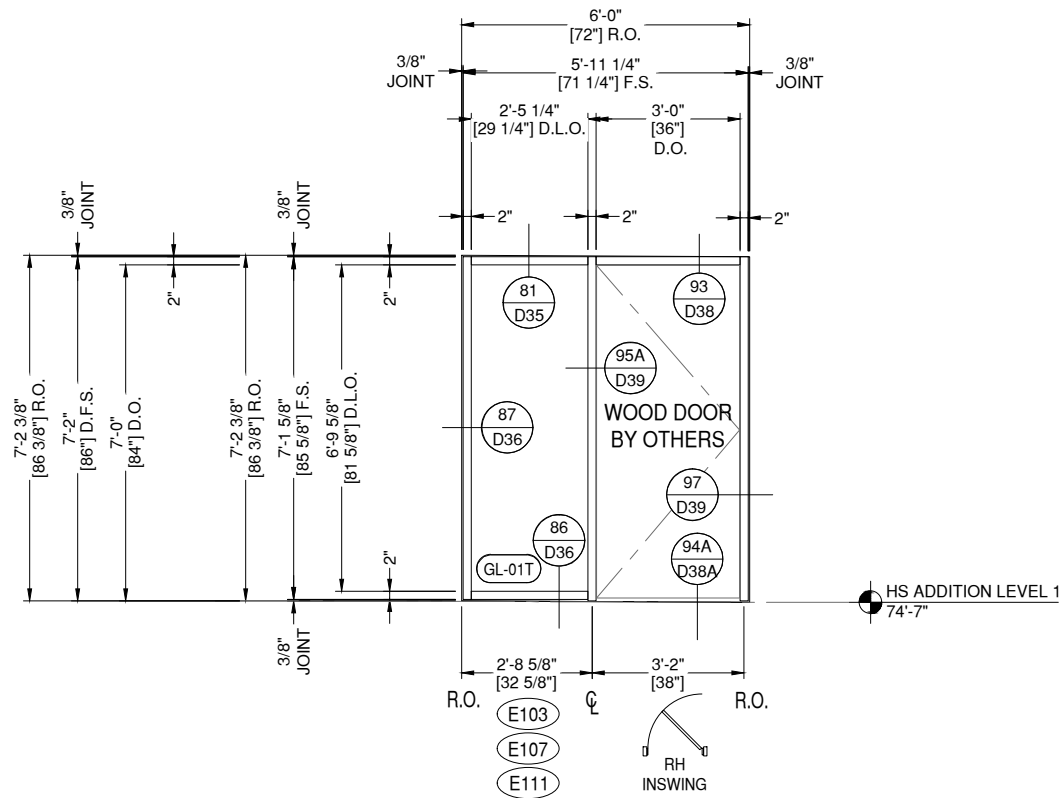
SHEET:
E28



E.SI1 ELEVATION E.SI1
E28 DRAWING SCALE
24x36: 1/2" = 1'-0"
11x17: 1/4" = 1'-0"

| | | | | | |
|--------------|---|---------|-----|------------|------------|
| THUS REQ'D: | 3 | HW SET: | N/A | ARCH. REF. | E.SI1/A740 |
| OPP REQ'D: | 0 | | | | |
| TOTAL REQ'D: | 3 | | | | |

OLDCASTLE FG-3000 STOREFRONT SYSTEM
FINISH: 3-COAT CUSTOM PAINT - PASHMINA GRAY



E.SI2 ELEVATION E.SI2
E28 DRAWING SCALE
24x36: 1/2" = 1'-0"
11x17: 1/4" = 1'-0"

| | | | | | |
|--------------|---|---------|-----|------------|------------|
| THUS REQ'D: | 3 | HW SET: | N/A | ARCH. REF. | E.SI2/A740 |
| OPP REQ'D: | 0 | | | | |
| TOTAL REQ'D: | 3 | | | | |

OLDCASTLE FG-3000 STOREFRONT SYSTEM
FINISH: 3-COAT CUSTOM PAINT - PASHMINA GRAY



ARCHITECT NOTE:
CONFLICTING INFORMATION BETWEEN
E.SI2/A740 AND DOOR SCH. PLEASE
CONFIRM D.O. SIZES.

NOTE:
ALL DIMENSIONS TO BE FIELD
VERIFIED PRIOR TO FABRICATION

GLAZING CONTRACTOR

999 STREET, ST
CITY, STATE 99999
PH: 999.999.9999

MP drafting
& design

www.MPDRAFTING.com
P: 248.522.7096
F: 248.522.7030

ARCHITECT:

VMDO ARCHITECTS
200 E. MARKET ST.
CHARLOTTESVILLE, VA 22902
434.296.5984

ARCHITECT NOTE:
ALL NOTES REQUESTING VERIFICATION,
CONFIRMATION, OR INFORMATION THAT ARE
NOT ANSWERED ARE ASSUMED TO BE
CORRECT AS SHOWN ON THESE DRAWINGS.

STAMPS/ SUBMITTALS:

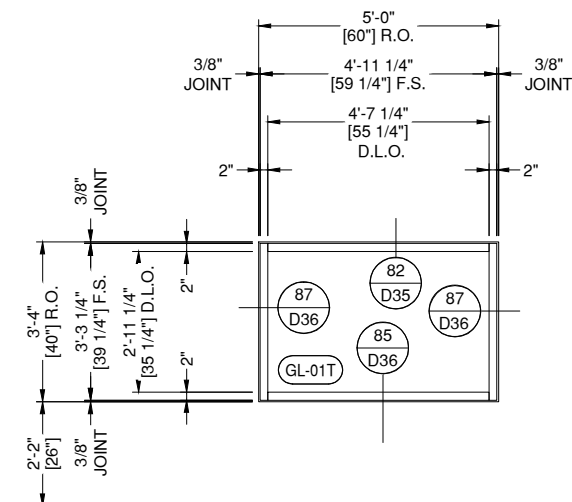
| REVISION | DATE |
|----------|------------|
| 0 | 10.28.2024 |
| 1 | 02.17.2025 |
| 2 | 03.03.2025 |
| 3 | 03.31.2025 |
| 4 | 06.11.2025 |
| 5 | 08.08.2025 |
| 6 | 09.02.2025 |
| 7 | 09.15.2025 |
| 8 | 10.16.2025 |
| 9 | 10.21.2025 |
| 10 | 10.31.2025 |
| 11 | 11.20.2025 |
| 12 | 01.09.2026 |
| 13 | 01.21.2026 |
| 14 | 02.12.2026 |
| 15 | 02.25.2026 |

PROJECT NUMBER:
24-323

PROJECT NAME:
OMVHS

SHEET DESCRIPTION:
ELEVATIONS

SHEET:
E29

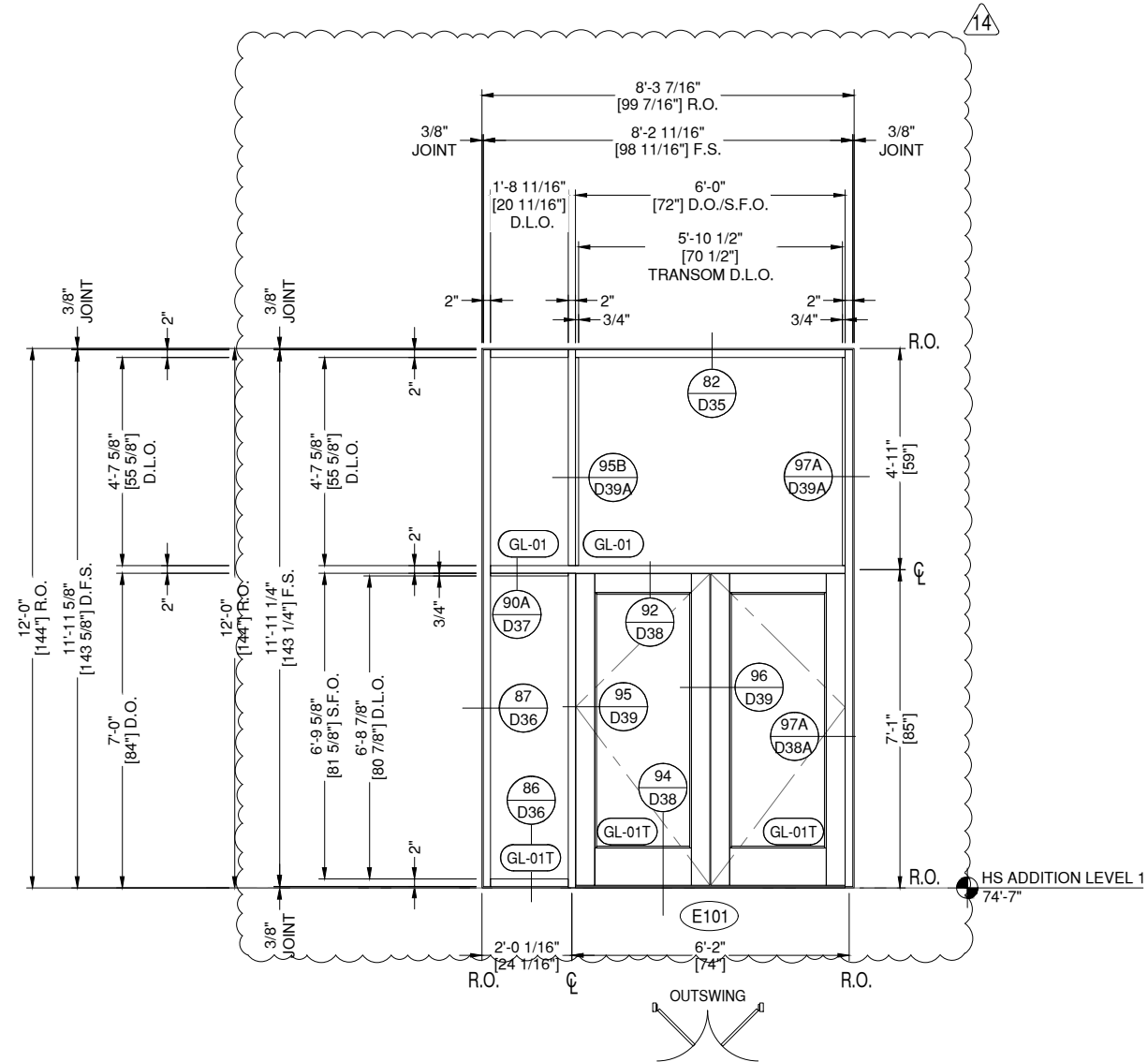


HS ADDITION LEVEL 1
74'-7"

E.SI3 ELEVATION E.SI3
E29 DRAWING SCALE
24x36: 1/2" = 1'-0"
11x17: 1/4" = 1'-0"

THIS REQ'D: 6
OPP REQ'D: 0
TOTAL REQ'D: 6
ARCH. REF.
E.SI3/A740

OLDCASTLE FG-3000 STOREFRONT SYSTEM
FINISH: 3-COAT CUSTOM PAINT - PASHMINA GRAY



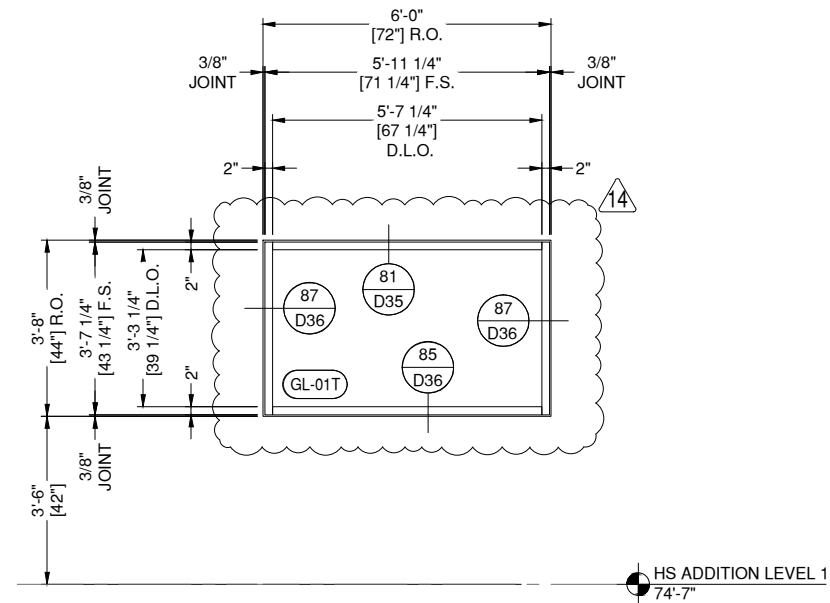
HS ADDITION LEVEL 1
74'-7"

E.SI4 ELEVATION E.SI4
E29 DRAWING SCALE
24x36: 1/2" = 1'-0"
11x17: 1/4" = 1'-0"

THIS REQ'D: 1
OPP REQ'D: 0
TOTAL REQ'D: 1
HW SET:
19DA
ARCH. REF.
E.SI4/A740

OLDCASTLE FG-3000 STOREFRONT SYSTEM
OLDCASTLE WS-500 STANDARD WIDE STILE ENTRANCE SYSTEM
FINISH: 3-COAT CUSTOM PAINT - PASHMINA GRAY

NOTE:
ALL DIMENSIONS TO BE FIELD
VERIFIED PRIOR TO FABRICATION

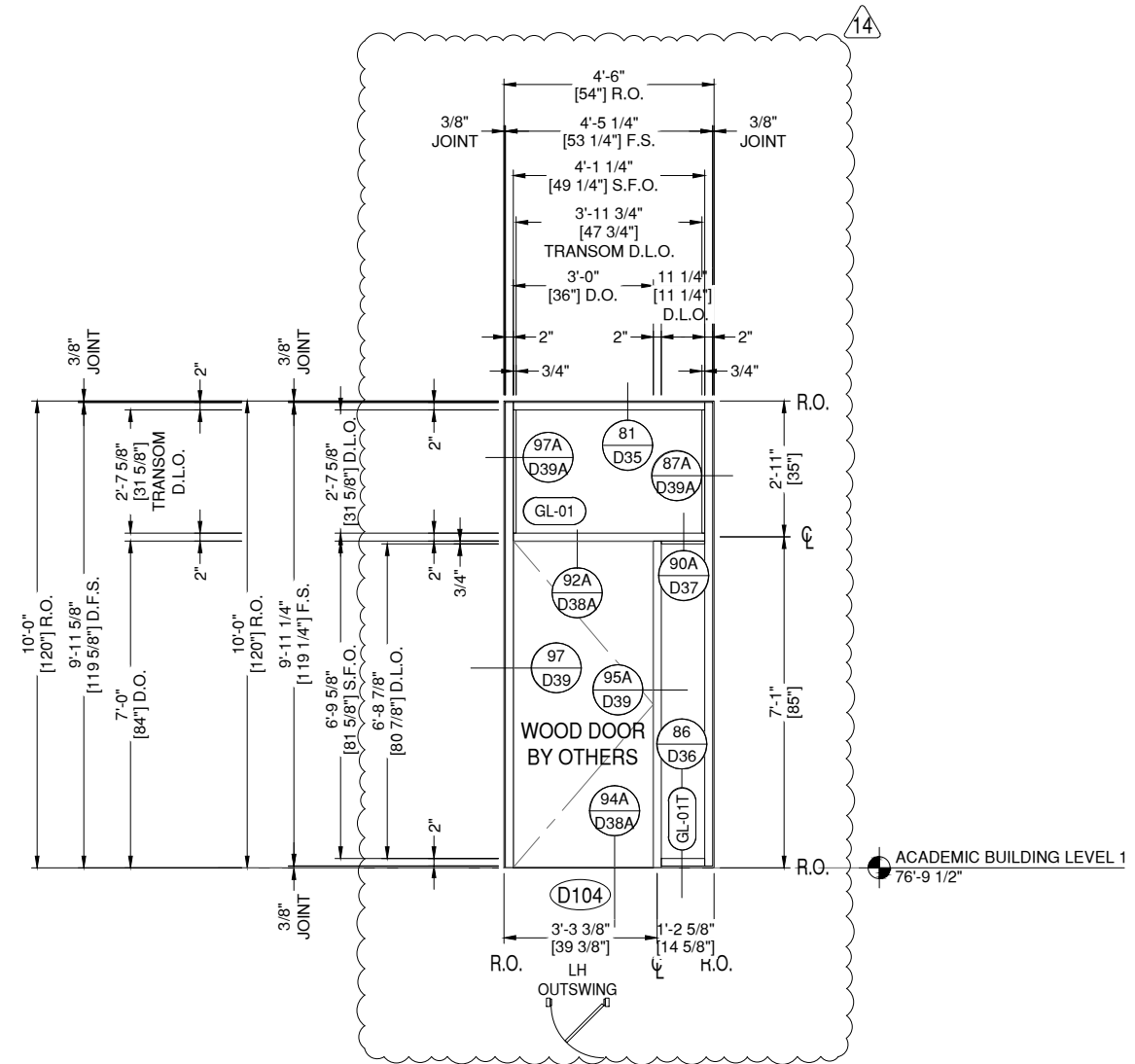


E.S15 ELEVATION E.S15
E30 DRAWING SCALE
24x36: 1/2" = 1'-0"
11x17: 1/4" = 1'-0"

| | |
|--------------|---|
| THUS REQ'D: | 1 |
| OPP REQ'D: | 0 |
| TOTAL REQ'D: | 1 |

ARCH. REF.
E.S15/A740

OLDCASTLE FG-3000 STOREFRONT SYSTEM
FINISH: 3-COAT CUSTOM PAINT - PASHMINA GRAY



E.S17 ELEVATION E.S17
E30 DRAWING SCALE
24x36: 1/2" = 1'-0"
11x17: 1/4" = 1'-0"

| | |
|--------------|---|
| THUS REQ'D: | 1 |
| OPP REQ'D: | 0 |
| TOTAL REQ'D: | 1 |

HW SET:
N/A

ARCH. REF.
E.S17/A740

OLDCASTLE FG-3000 STOREFRONT SYSTEM
FINISH: 3-COAT CUSTOM PAINT - NIGHTHAWK GRAY

GLAZING CONTRACTOR

999 STREET, ST
CITY, STATE 99999
PH: 999.999.9999



www.MPDRAFTING.com
P: 248.522.7096
F: 248.522.7030

ARCHITECT:

VMDO ARCHITECTS
200 E. MARKET ST.
CHARLOTTESVILLE, VA 22902
434.296.5984

ARCHITECT NOTE:
ALL NOTES REQUESTING VERIFICATION,
CONFIRMATION, OR INFORMATION THAT ARE
NOT ANSWERED ARE ASSUMED TO BE
CORRECT AS SHOWN ON THESE DRAWINGS.

STAMPS/ SUBMITTALS:

| REVISION | DATE |
|----------|------------|
| 0 | 10.28.2024 |
| 1 | 02.17.2025 |
| 2 | 03.03.2025 |
| 3 | 03.31.2025 |
| 4 | 06.11.2025 |
| 5 | 08.08.2025 |
| 6 | 09.02.2025 |
| 7 | 09.15.2025 |
| 8 | 10.16.2025 |
| 9 | 10.21.2025 |
| 10 | 10.31.2025 |
| 11 | 11.20.2025 |
| 12 | 01.09.2026 |
| 13 | 01.21.2026 |
| 14 | 02.12.2026 |
| 15 | 02.25.2026 |

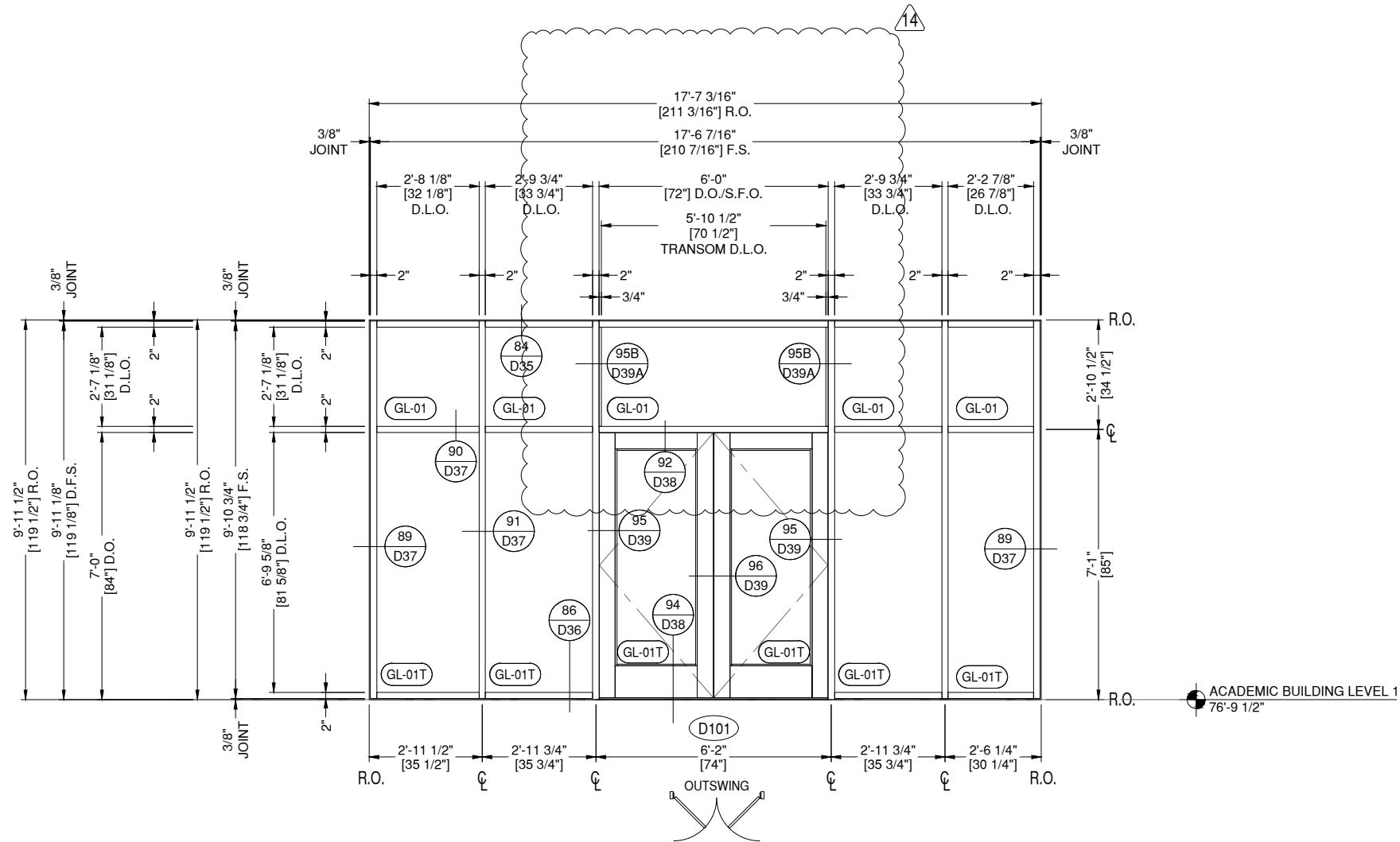
PROJECT NUMBER:
24-323

PROJECT NAME:
OMVHS

SHEET DESCRIPTION:
ELEVATIONS

SHEET:
E30

NOTE:
ALL DIMENSIONS TO BE FIELD
VERIFIED PRIOR TO FABRICATION



E.SI6 ELEVATION E.SI6
E31 DRAWING SCALE
24x36: 1/2" = 1'-0"
11x17: 1/4" = 1'-0"

| | | | |
|--------------|---|---------|------------|
| THUS REQ'D: | 1 | HW SET: | ARCH. REF. |
| OPP REQ'D: | 0 | 19D.1 | E.SI6/A740 |
| TOTAL REQ'D: | 1 | | |

OLDCASTLE FG-3000 STOREFRONT SYSTEM
OLDCASTLE WS-500 STANDARD WIDE STILE ENTRANCE SYSTEM
FINISH: 3-COAT CUSTOM PAINT - NIGHTHAWK GRAY



ARCHITECT NOTE:
OBE QUOTE SHOWS THIS FRAME AT
FG-3000 STOREFRONT. YOU CANNOT
MATCH THE RELIANCE CASSETTE AS
THERE ARE NO OPTIONS FOR SSG WITH
1/4" GLAZING. THIS IS AN INTERIOR FRAME.

GLAZING CONTRACTOR

999 STREET, ST
CITY, STATE 99999
PH: 999.999.9999

MP drafting
& design

www.MPDRAFTING.com
P: 248.522.7096
F: 248.522.7030

ARCHITECT:

VMDO ARCHITECTS
200 E. MARKET ST.
CHARLOTTESVILLE, VA 22902
434.296.5984

ARCHITECT NOTE:
ALL NOTES REQUESTING VERIFICATION,
CONFIRMATION, OR INFORMATION THAT ARE
NOT ANSWERED ARE ASSUMED TO BE
CORRECT AS SHOWN ON THESE DRAWINGS.

STAMPS/ SUBMITTALS:

| REVISION | DATE |
|----------|------------|
| 0 | 10.28.2024 |
| 1 | 02.17.2025 |
| 2 | 03.03.2025 |
| 3 | 03.31.2025 |
| 4 | 06.11.2025 |
| 5 | 08.08.2025 |
| 6 | 09.02.2025 |
| 7 | 09.15.2025 |
| 8 | 10.16.2025 |
| 9 | 10.21.2025 |
| 10 | 10.31.2025 |
| 11 | 11.20.2025 |
| 12 | 01.09.2026 |
| 13 | 01.21.2026 |
| 14 | 02.12.2026 |
| 15 | 02.25.2026 |

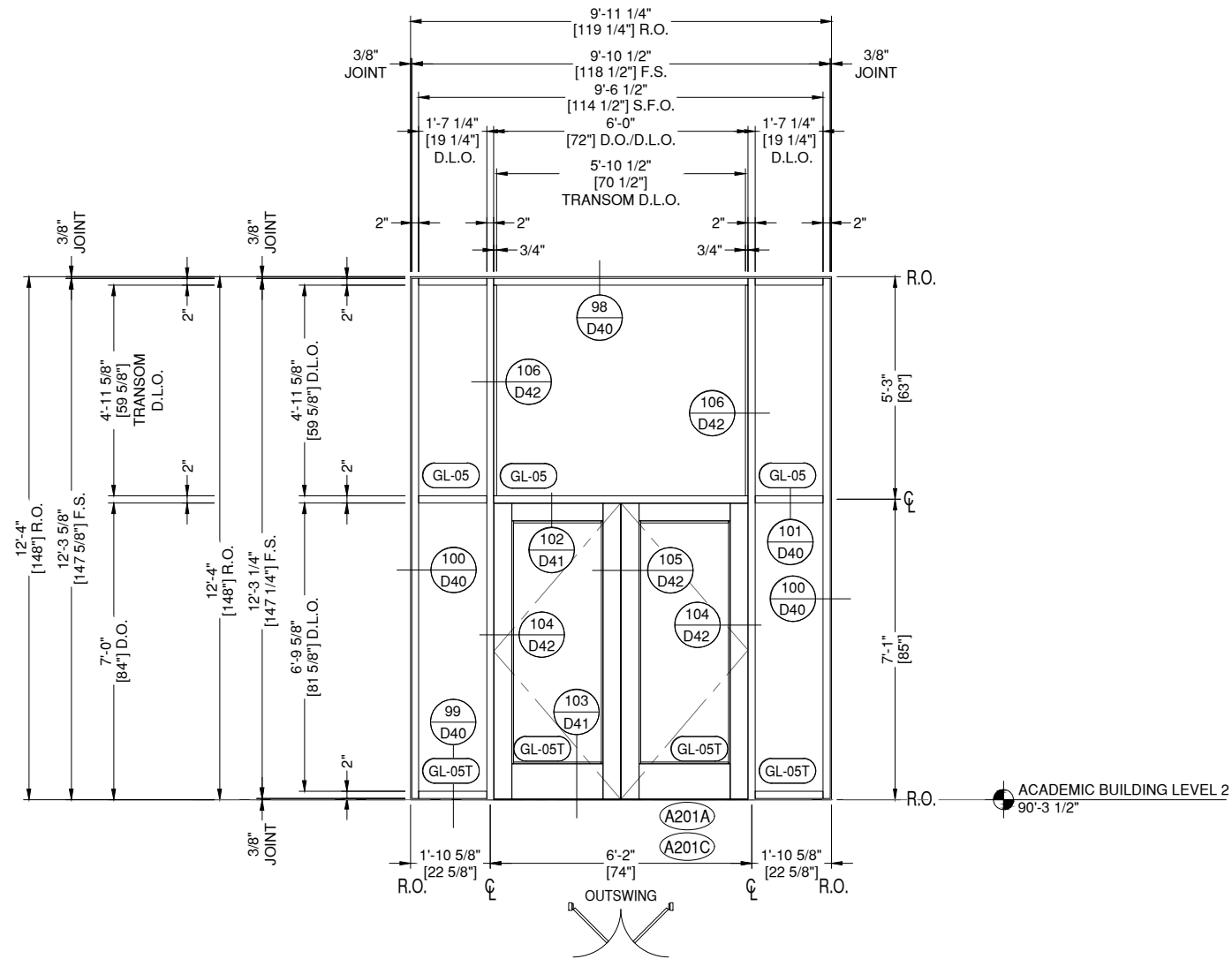
PROJECT NUMBER:
24-323

PROJECT NAME:
OMVHS

SHEET DESCRIPTION:
ELEVATIONS

SHEET:
E31

NOTE:
ALL DIMENSIONS TO BE FIELD
VERIFIED PRIOR TO FABRICATION



A.SI2 ELEVATION A.SI2
E32 DRAWING SCALE
24x36: 1/2" = 1'-0"
11x17: 1/4" = 1'-0"

| | | |
|----------------|-------------|-----------------------|
| THUS REQ'D: 2 | HW SET: 32C | ARCH. REF. A.SI2/A740 |
| OPP REQ'D: 0 | | |
| TOTAL REQ'D: 2 | | |

OLDCASTLE FG-6000XT STOREFRONT SYSTEM
OLDCASTLE WS-500 STANDARD WIDE STILE ENTRANCE SYSTEM
FINISH: 3-COAT CUSTOM PAINT - PASHMINA GRAY

GLAZING CONTRACTOR

999 STREET, ST
CITY, STATE 99999
PH: 999.999.9999

MP drafting
& design

www.MPDRAFTING.com
P: 248.522.7096
F: 248.522.7030

ARCHITECT:

VMDO ARCHITECTS
200 E. MARKET ST.
CHARLOTTESVILLE, VA 22902
434.296.5984

ARCHITECT NOTE:
ALL NOTES REQUESTING VERIFICATION,
CONFIRMATION, OR INFORMATION THAT ARE
NOT ANSWERED ARE ASSUMED TO BE
CORRECT AS SHOWN ON THESE DRAWINGS.

STAMPS/ SUBMITTALS:

| REVISION | DATE |
|----------|------------|
| 0 | 10.28.2024 |
| 1 | 02.17.2025 |
| 2 | 03.03.2025 |
| 3 | 03.31.2025 |
| 4 | 06.11.2025 |
| 5 | 08.08.2025 |
| 6 | 09.02.2025 |
| 7 | 09.15.2025 |
| 8 | 10.16.2025 |
| 9 | 10.21.2025 |
| 10 | 10.31.2025 |
| 11 | 11.20.2025 |
| 12 | 01.09.2026 |
| 13 | 01.21.2026 |
| 14 | 02.12.2026 |
| 15 | 02.25.2026 |

PROJECT NUMBER:
24-323

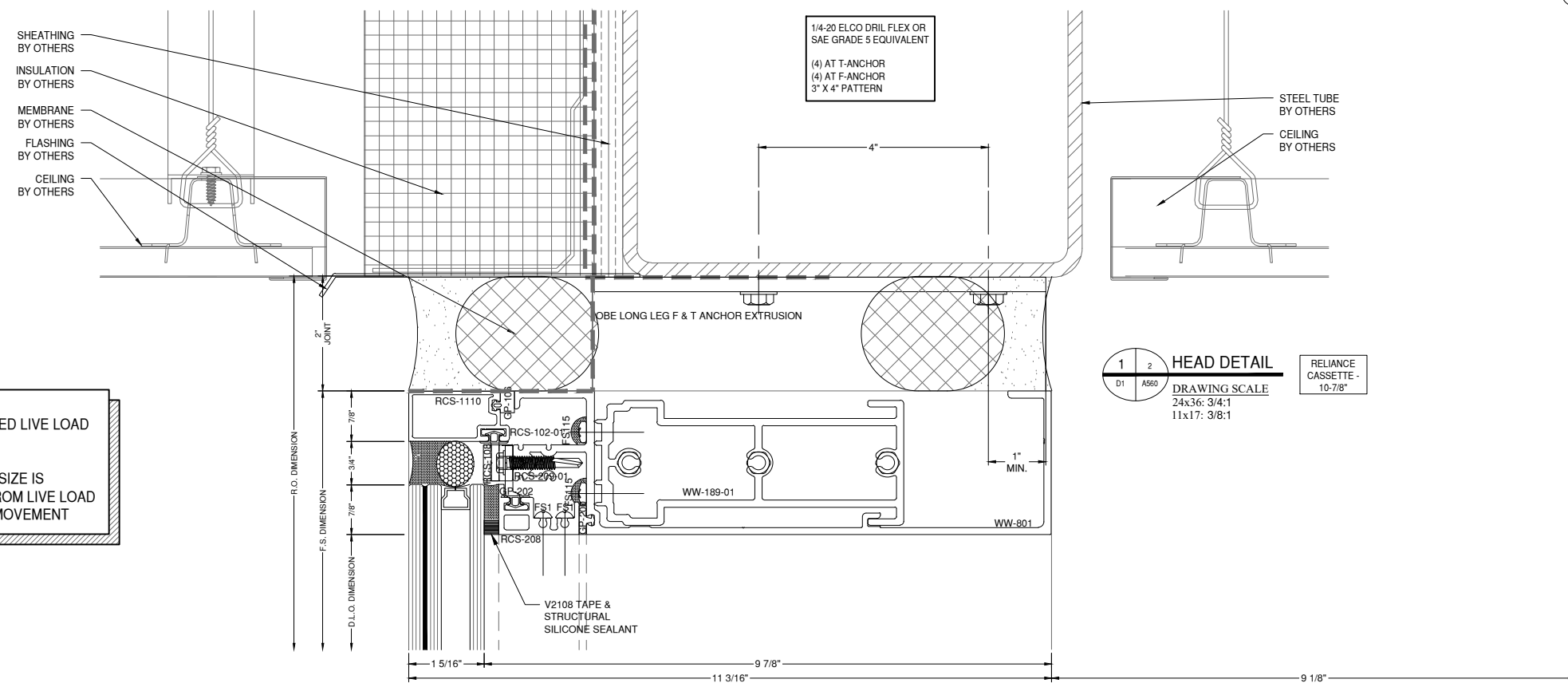
PROJECT NAME:
OMVHS

SHEET DESCRIPTION:
ELEVATIONS

SHEET:
E32

NOTE:
FASTENERS SHOWN FOR LOCATION
REFERENCE ONLY. FASTENER TYPE, SIZE
AND SPACING ARE TO BE DETERMINED
BY THE PROFESSIONAL ENGINEER.

NOTE:
ALL DIMENSIONS TO BE FIELD
VERIFIED PRIOR TO FABRICATION



E.O.R. NOTE:
VERIFY EXPECTED LIVE LOAD
DEFLECTION

MINIMUM JOINT SIZE IS
DETERMINED FROM LIVE LOAD
AND THERMAL MOVEMENT

DETAIL
REMOVED

GLAZING CONTRACTOR

999 STREET, ST
CITY, STATE 99999

PH: 999.999.9999



www.MPDRAFTING.com

P: 248.522.7096

F: 248.522.7030

ARCHITECT:

VMDO ARCHITECTS

200 E. MARKET ST.
CHARLOTTESVILLE, VA 22902
434.296.5984

ARCHITECT NOTE:
ALL NOTES REQUESTING VERIFICATION,
CONFIRMATION, OR INFORMATION THAT ARE
NOT ANSWERED ARE ASSUMED TO BE
CORRECT AS SHOWN ON THESE DRAWINGS.

STAMPS/ SUBMITTALS:

| REVISION | DATE |
|----------|------------|
| 0 | 10.28.2024 |
| 1 | 02.17.2025 |
| 2 | 03.03.2025 |
| 3 | 03.31.2025 |
| 4 | 06.11.2025 |
| 5 | 08.08.2025 |
| 6 | 09.02.2025 |
| 7 | 09.15.2025 |
| 8 | 10.16.2025 |
| 9 | 10.21.2025 |
| 10 | 10.31.2025 |
| 11 | 11.20.2025 |
| 12 | 01.09.2026 |
| 13 | 01.21.2026 |
| 14 | 02.12.2026 |
| 15 | 02.25.2026 |

PROJECT NUMBER:
24-323

PROJECT NAME:
OMVHS

SHEET DESCRIPTION:
DETAILS

SHEET:
D1

NOTE:
FASTENERS SHOWN FOR LOCATION
REFERENCE ONLY. FASTENER TYPE, SIZE
AND SPACING ARE TO BE DETERMINED
BY THE PROFESSIONAL ENGINEER.

NOTE:
ALL DIMENSIONS TO BE FIELD
VERIFIED PRIOR TO FABRICATION

GLAZING CONTRACTOR

999 STREET, ST
CITY, STATE 99999
PH: 999.999.9999



www.MPDRAFTING.com
P: 248.522.7096
F: 248.522.7030

ARCHITECT:

VMDO ARCHITECTS
200 E. MARKET ST.
CHARLOTTESVILLE, VA 22902
434.296.5984

ARCHITECT NOTE:
ALL NOTES REQUESTING VERIFICATION,
CONFIRMATION, OR INFORMATION THAT ARE
NOT ANSWERED ARE ASSUMED TO BE
CORRECT AS SHOWN ON THESE DRAWINGS.

STAMPS/ SUBMITTALS:

| REVISION | DATE |
|----------|------------|
| 0 | 10.28.2024 |
| 1 | 02.17.2025 |
| 2 | 03.03.2025 |
| 3 | 03.31.2025 |
| 4 | 06.11.2025 |
| 5 | 08.08.2025 |
| 6 | 09.02.2025 |
| 7 | 09.15.2025 |
| 8 | 10.16.2025 |
| 9 | 10.21.2025 |
| 10 | 10.31.2025 |
| 11 | 11.20.2025 |
| 12 | 01.09.2026 |
| 13 | 01.21.2026 |
| 14 | 02.12.2026 |
| 15 | 02.25.2026 |

PROJECT NUMBER:
24-323


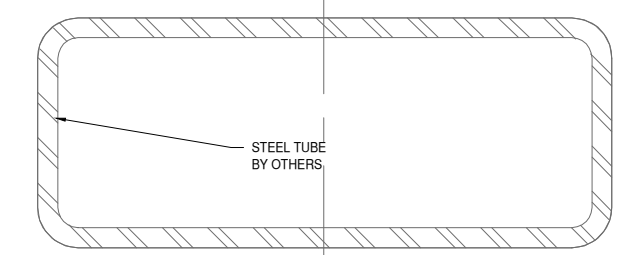
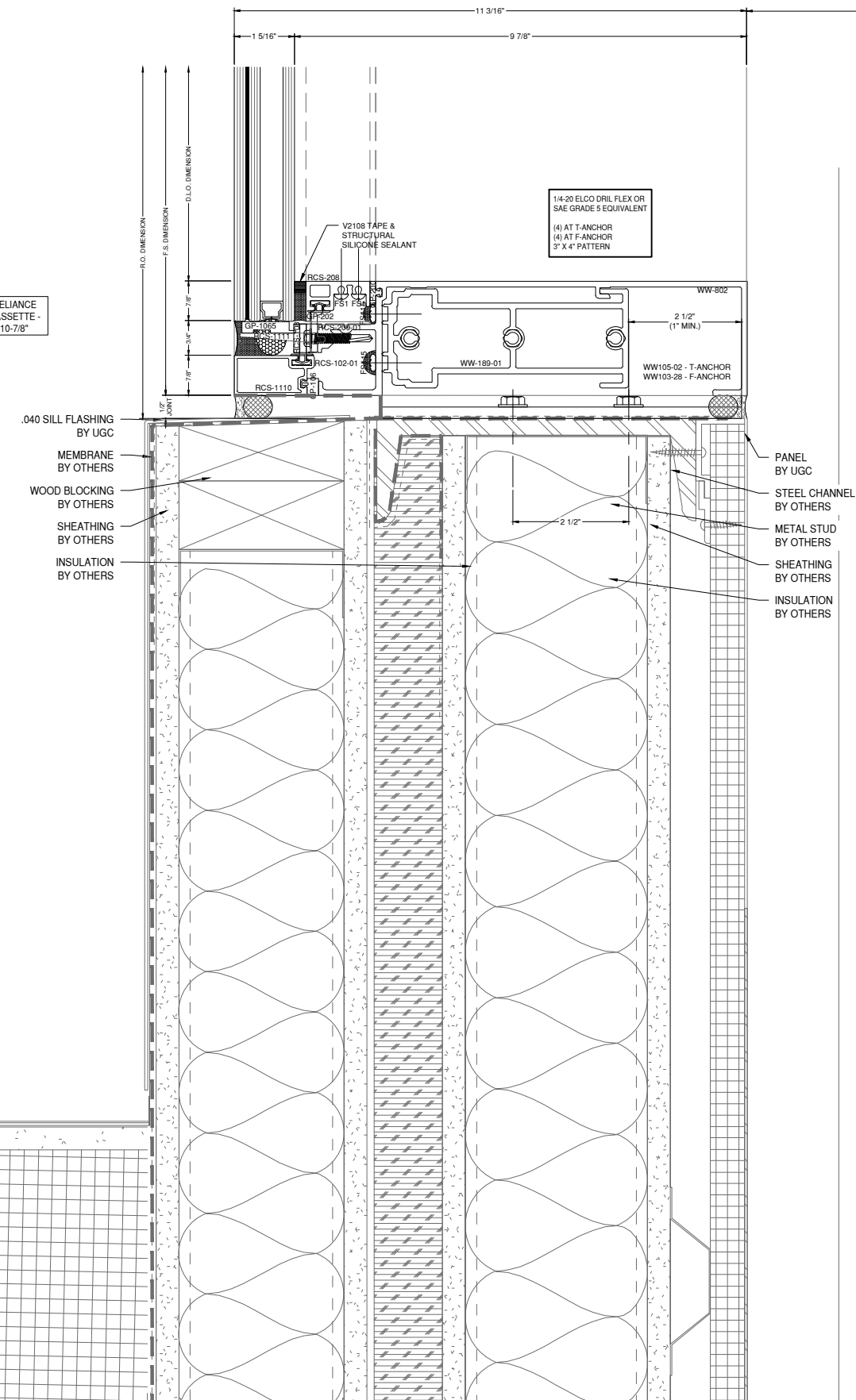
PROJECT NAME:
OMVHS

SHEET DESCRIPTION:
DETAILS

SHEET:
D2A

SILL DETAIL
DRAWING SCALE
24x36: 3/4:1
11x17: 3/8:1

RELIANCE
CASSETTE -
10-7/8"



GLAZING CONTRACTOR

999 STREET, ST
CITY, STATE 99999
PH: 999.999.9999



www.MPDRAFTING.com

P: 248.522.7096
F: 248.522.7030

ARCHITECT:

VMDO ARCHITECTS

200 E. MARKET ST.
CHARLOTTESVILLE, VA 22902
434.296.5984

ARCHITECT NOTE:
ALL NOTES REQUESTING VERIFICATION,
CONFIRMATION, OR INFORMATION THAT ARE
NOT ANSWERED ARE ASSUMED TO BE
CORRECT AS SHOWN ON THESE DRAWINGS.

STAMPS/ SUBMITTALS:

| REVISION | DATE |
|----------|------------|
| 0 | 10.28.2024 |
| 1 | 02.17.2025 |
| 2 | 03.03.2025 |
| 3 | 03.31.2025 |
| 4 | 06.11.2025 |
| 5 | 08.08.2025 |
| 6 | 09.02.2025 |
| 7 | 09.15.2025 |
| 8 | 10.16.2025 |
| 9 | 10.21.2025 |
| 10 | 10.31.2025 |
| 11 | 11.20.2025 |
| 12 | 01.09.2026 |
| 13 | 01.21.2026 |
| 14 | 02.12.2026 |
| 15 | 02.25.2026 |

PROJECT NUMBER:

24-323

PROJECT NAME:

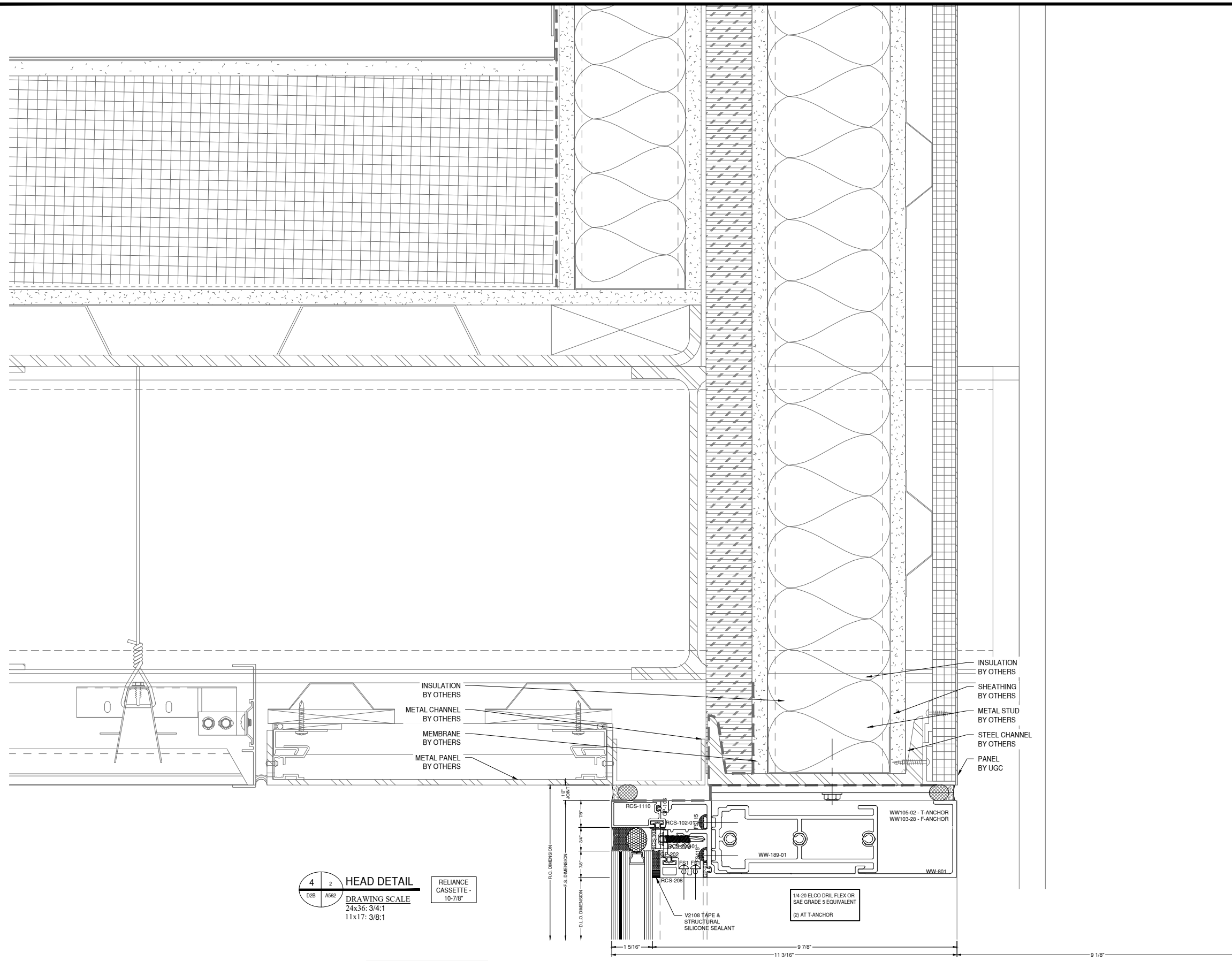
OMVHS

SHEET DESCRIPTION:

DETAILS

SHEET:

D2B



4 2 HEAD DETAIL
D2B A562
DRAWING SCALE
24x36: 3/4:1
11x17: 3/8:1

RELIANCE CASSETTE - 10-7/8"

E.O.R. NOTE:
VERIFY EXPECTED LIVE LOAD DEFLECTION SO THAT JOINT CAN BE OPTIMIZED

NOTE:
FASTENERS SHOWN FOR LOCATION REFERENCE ONLY. FASTENER TYPE, SIZE AND SPACING ARE TO BE DETERMINED BY THE PROFESSIONAL ENGINEER.

DA

NOTE:
ALL DIMENSIONS TO BE FIELD VERIFIED PRIOR TO FABRICATION

NOTE:
FASTENERS SHOWN FOR LOCATION
REFERENCE ONLY. FASTENER TYPE, SIZE
AND SPACING ARE TO BE DETERMINED
BY THE PROFESSIONAL ENGINEER.

NOTE:
ALL DIMENSIONS TO BE FIELD
VERIFIED PRIOR TO FABRICATION

GLAZING CONTRACTOR

999 STREET, ST
CITY, STATE 99999
PH: 999.999.9999



www.MPDRAFTING.com
P: 248.522.7096
F: 248.522.7030

ARCHITECT:

VMDO ARCHITECTS
200 E. MARKET ST.
CHARLOTTESVILLE, VA 22902
434.296.5984

ARCHITECT NOTE:
ALL NOTES REQUESTING VERIFICATION,
CONFIRMATION, OR INFORMATION THAT ARE
NOT ANSWERED ARE ASSUMED TO BE
CORRECT AS SHOWN ON THESE DRAWINGS.

STAMPS/ SUBMITTALS:

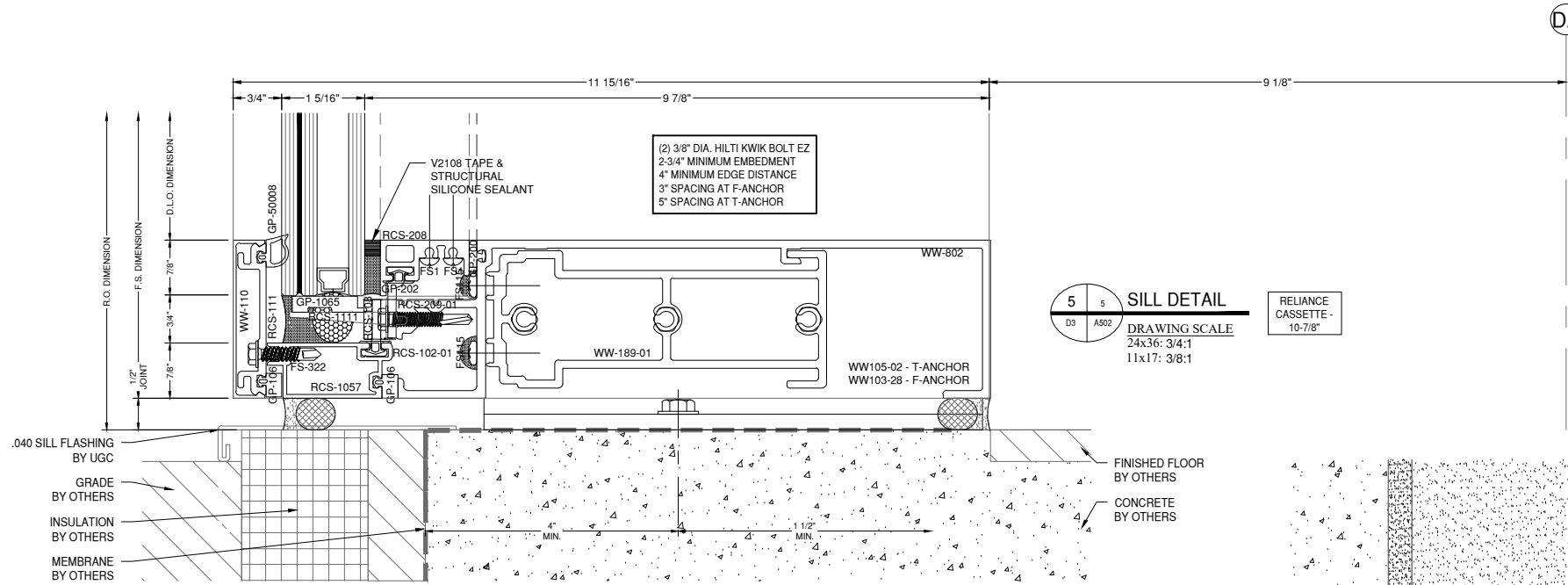
| REVISION | DATE |
|----------|------------|
| 0 | 10.28.2024 |
| 1 | 02.17.2025 |
| 2 | 03.03.2025 |
| 3 | 03.31.2025 |
| 4 | 06.11.2025 |
| 5 | 08.08.2025 |
| 6 | 09.02.2025 |
| 7 | 09.15.2025 |
| 8 | 10.16.2025 |
| 9 | 10.21.2025 |
| 10 | 10.31.2025 |
| 11 | 11.20.2025 |
| 12 | 01.09.2026 |
| 13 | 01.21.2026 |
| 14 | 02.12.2026 |
| 15 | 02.25.2026 |

PROJECT NUMBER:
24-323

PROJECT NAME:
OMVHS

SHEET DESCRIPTION:
DETAILS

SHEET:
D3



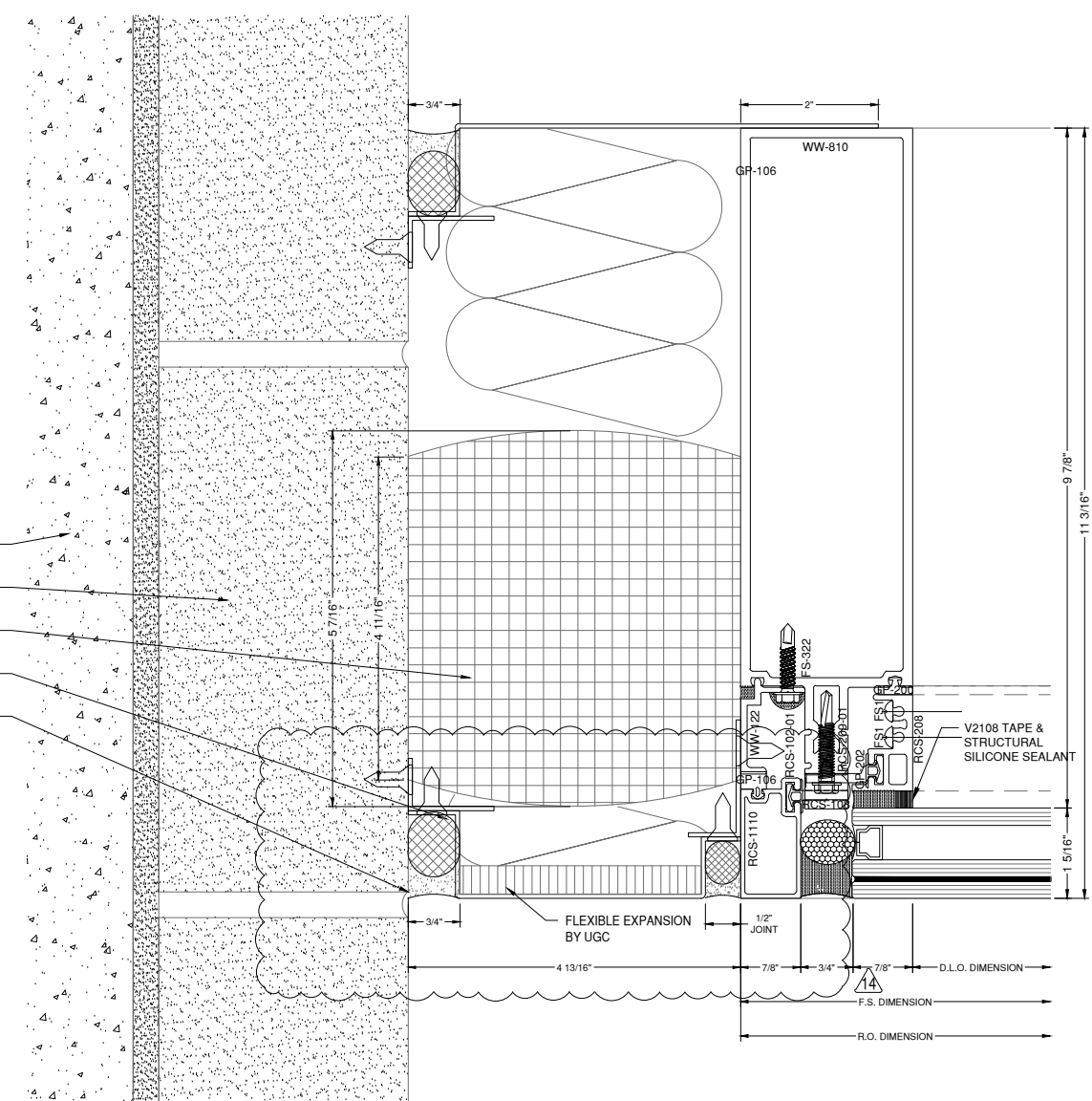
SILL DETAIL
DRAWING SCALE
24x36: 3/4:1
11x17: 3/8:1

RELIANCE CASSETTE - 10-7/8"

FINISHED FLOOR BY OTHERS
CONCRETE BY OTHERS

.040 SILL FLASHING BY UGC
GRADE BY OTHERS
INSULATION BY OTHERS
MEMBRANE BY OTHERS

EXISTING CONCRETE BY OTHERS
EXISTING BRICK BY OTHERS
EXPANSION JOINT BY UGC
INSULATION BY UGC
.063 BREAK METAL BY UGC

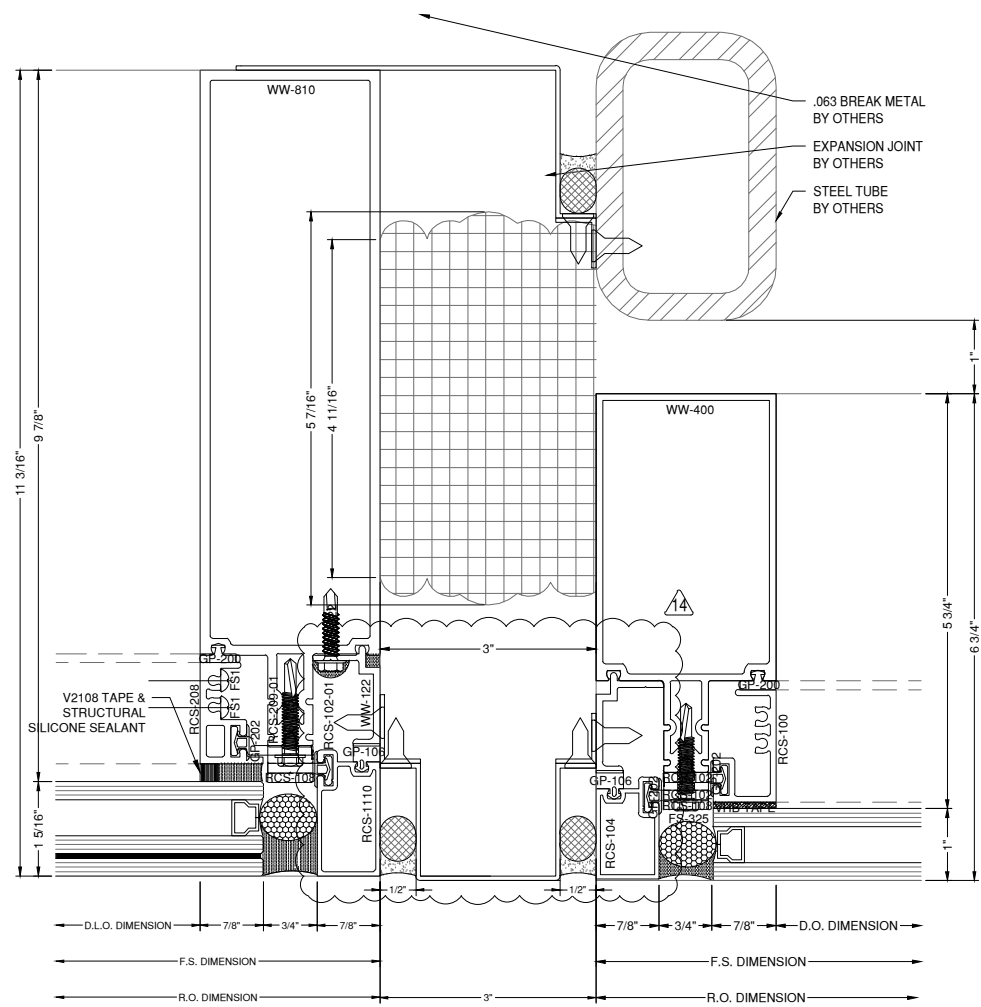


JAMB DETAIL
DRAWING SCALE
24x36: 3/4:1
11x17: 3/8:1

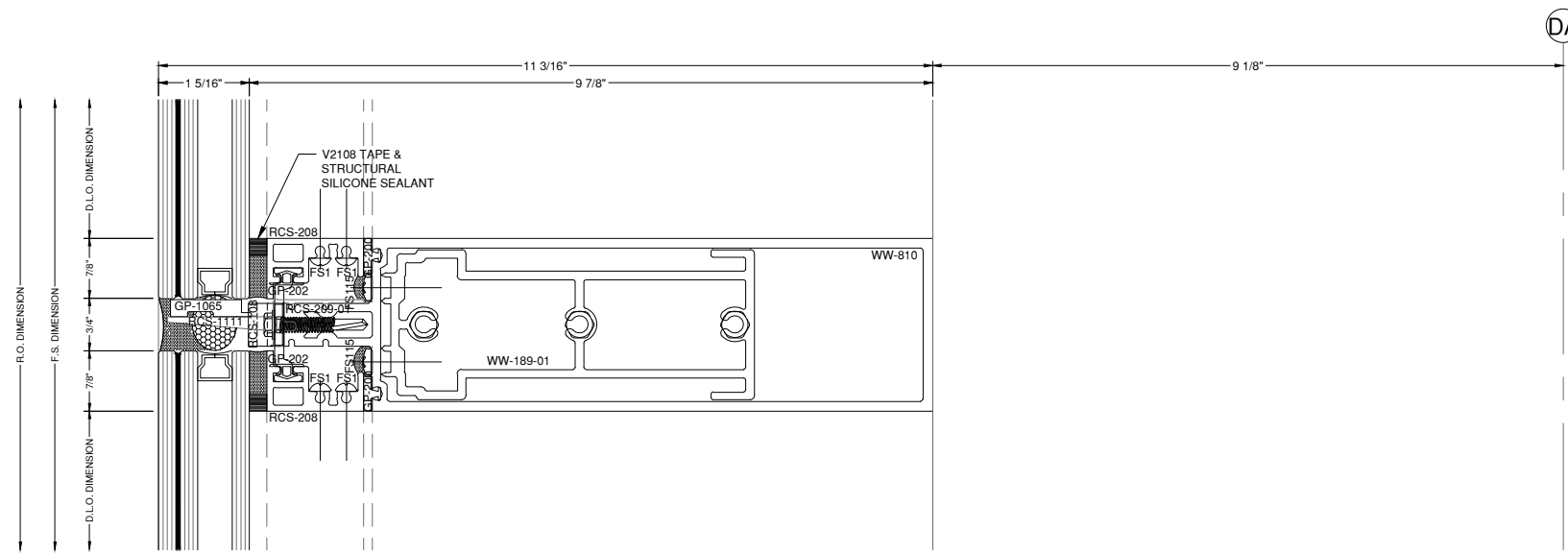
RELIANCE CASSETTE - 10-7/8"

FLEXIBLE EXPANSION BY UGC
1/2" JOINT
D.L.O. DIMENSION
F.S. DIMENSION
R.O. DIMENSION

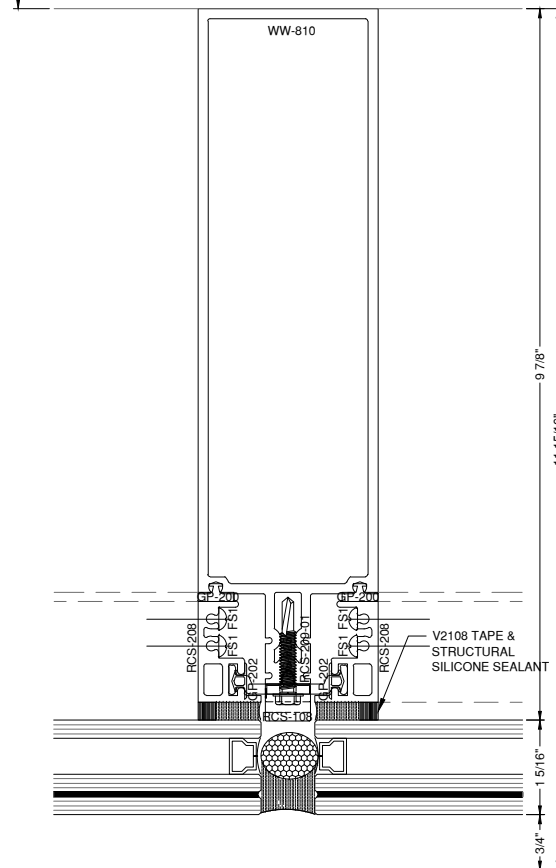

NOTE:
FASTENERS SHOWN FOR LOCATION
REFERENCE ONLY. FASTENER TYPE, SIZE
AND SPACING ARE TO BE DETERMINED
BY THE PROFESSIONAL ENGINEER.



7 **JAMB DETAIL**
D4 A567
DRAWING SCALE
24x36: 3/4:1
11x17: 3/8:1
RELIANCE CASSETTE - 10-7/8"
RELIANCE CASSETTE - 6-3/4"



8 **HORIZ. DETAIL**
D4
DRAWING SCALE
24x36: 3/4:1
11x17: 3/8:1
RELIANCE CASSETTE - 10-7/8"



9 **VERT. DETAIL**
D4
DRAWING SCALE
24x36: 3/4:1
11x17: 3/8:1
RELIANCE CASSETTE - 10-7/8"

NOTE:
ALL DIMENSIONS TO BE FIELD
VERIFIED PRIOR TO FABRICATION

GLAZING CONTRACTOR

999 STREET, ST
CITY, STATE 99999
PH: 999.999.9999



www.MPDRAFTING.com
P: 248.522.7096
F: 248.522.7030

ARCHITECT:

VMDO ARCHITECTS
200 E. MARKET ST.
CHARLOTTESVILLE, VA 22902
434.296.5984

ARCHITECT NOTE:
ALL NOTES REQUESTING VERIFICATION,
CONFIRMATION, OR INFORMATION THAT ARE
NOT ANSWERED ARE ASSUMED TO BE
CORRECT AS SHOWN ON THESE DRAWINGS.

STAMPS/ SUBMITTALS:

| REVISION | DATE |
|----------|------------|
| 0 | 10.28.2024 |
| 1 | 02.17.2025 |
| 2 | 03.03.2025 |
| 3 | 03.31.2025 |
| 4 | 06.11.2025 |
| 5 | 08.08.2025 |
| 6 | 09.02.2025 |
| 7 | 09.15.2025 |
| 8 | 10.16.2025 |
| 9 | 10.21.2025 |
| 10 | 10.31.2025 |
| 11 | 11.20.2025 |
| 12 | 01.09.2026 |
| 13 | 01.21.2026 |
| 14 | 02.12.2026 |
| 15 | 02.25.2026 |

PROJECT NUMBER:
24-323

PROJECT NAME:
OMVHS

SHEET DESCRIPTION:
DETAILS

SHEET:
D4

NOTE:
FASTENERS SHOWN FOR LOCATION
REFERENCE ONLY. FASTENER TYPE, SIZE
AND SPACING ARE TO BE DETERMINED
BY THE PROFESSIONAL ENGINEER.

NOTE:
ALL DIMENSIONS TO BE FIELD
VERIFIED PRIOR TO FABRICATION

GLAZING CONTRACTOR

999 STREET, ST
CITY, STATE 99999
PH: 999.999.9999

MP drafting
& design

www.MPDRAFTING.com
P: 248.522.7096
F: 248.522.7030

ARCHITECT:

VMDO ARCHITECTS
200 E. MARKET ST.
CHARLOTTESVILLE, VA 22902
434.296.5984

ARCHITECT NOTE:
ALL NOTES REQUESTING VERIFICATION,
CONFIRMATION, OR INFORMATION THAT ARE
NOT ANSWERED ARE ASSUMED TO BE
CORRECT AS SHOWN ON THESE DRAWINGS.

STAMPS/ SUBMITTALS:

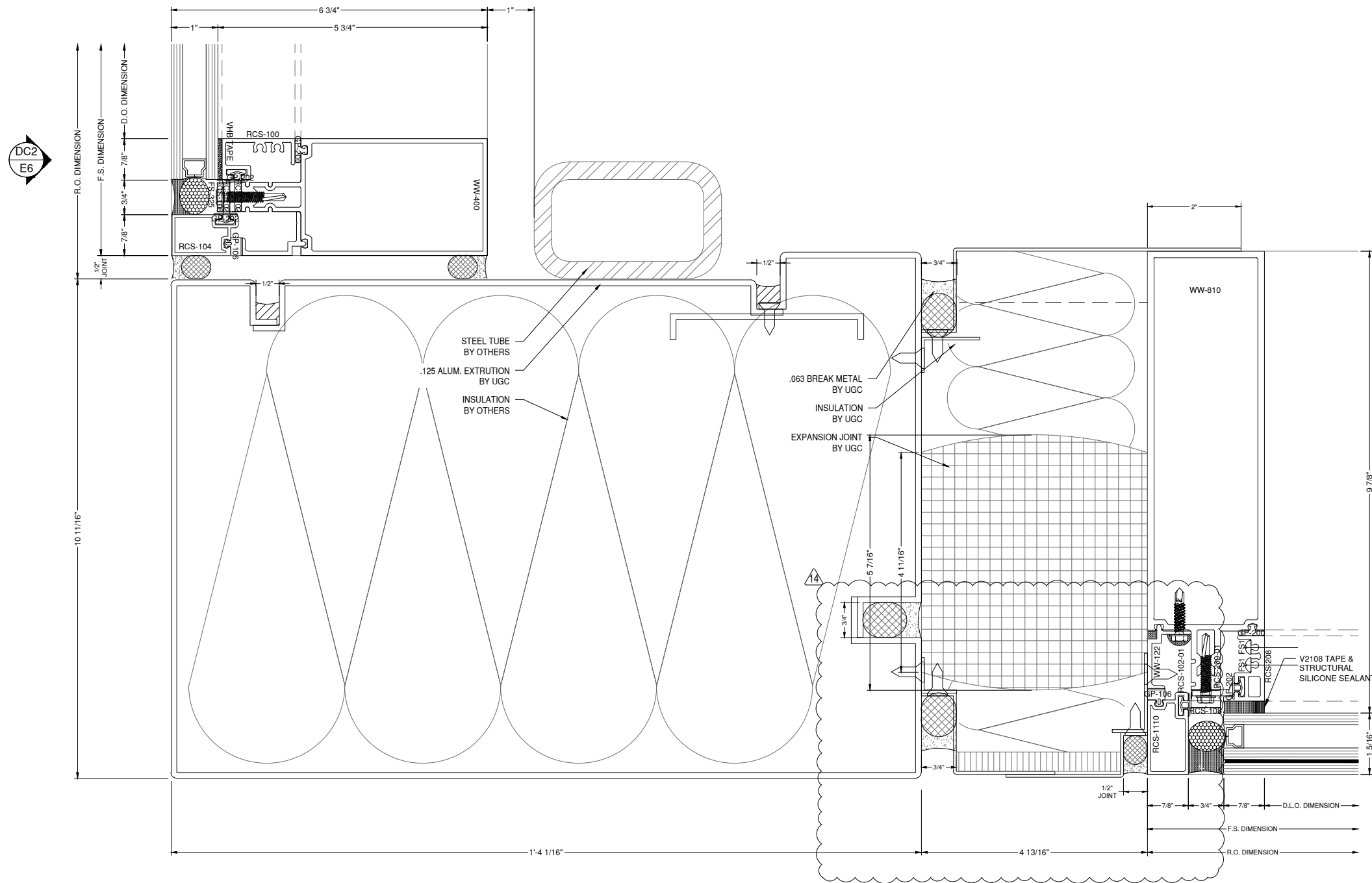
| REVISION | DATE |
|----------|------------|
| 0 | 10.28.2024 |
| 1 | 02.17.2025 |
| 2 | 03.03.2025 |
| 3 | 03.31.2025 |
| 4 | 06.11.2025 |
| 5 | 08.08.2025 |
| 6 | 09.02.2025 |
| 7 | 09.15.2025 |
| 8 | 10.16.2025 |
| 9 | 10.21.2025 |
| 10 | 10.31.2025 |
| 11 | 11.20.2025 |
| 12 | 01.09.2026 |
| 13 | 01.21.2026 |
| 14 | 02.12.2026 |
| 15 | 02.25.2026 |

PROJECT NUMBER:
24-323

PROJECT NAME:
OMVHS

SHEET DESCRIPTION:
DETAILS

SHEET:
D5



DC2
E6

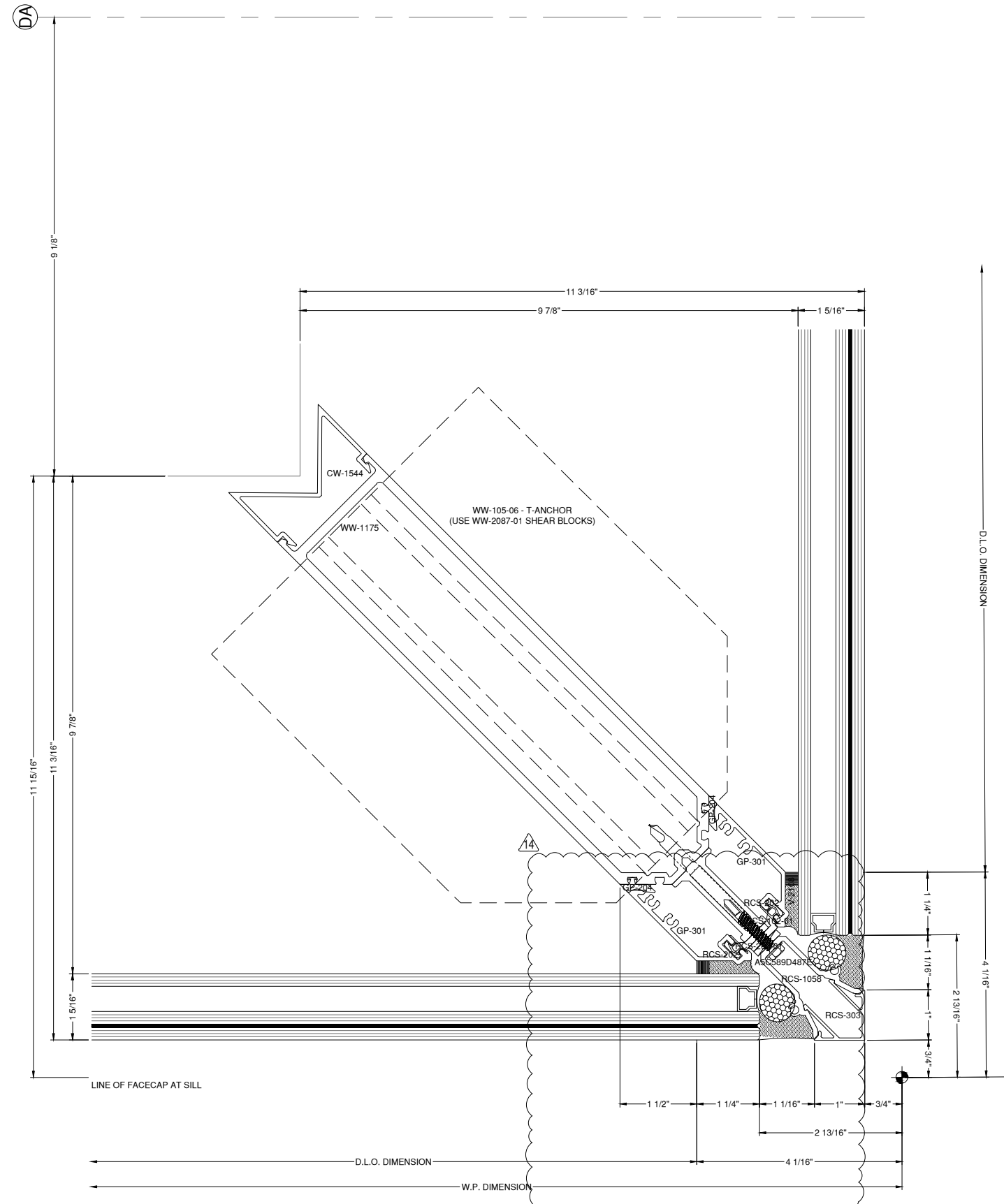
DC3
E1

CORNER DETAIL
DRAWING SCALE
24x36: 3/4:1
11x17: 3/8:1

RELIANCE
CASSETTE -
10-7'8"
RELIANCE
CASSETTE - 8'

NOTE:
FASTENERS SHOWN FOR LOCATION
REFERENCE ONLY. FASTENER TYPE, SIZE
AND SPACING ARE TO BE DETERMINED
BY THE PROFESSIONAL ENGINEER.

NOTE:
ALL DIMENSIONS TO BE FIELD
VERIFIED PRIOR TO FABRICATION



11
D6
CORNER DETAIL
DRAWING SCALE
24x36: 3/4:1
11x17: 3/8:1

RELIANCE
CASSETTE -
10-78"

GLAZING CONTRACTOR

999 STREET, ST
CITY, STATE 99999
PH: 999.999.9999

MP drafting
& design

www.MPDRAFTING.com
P: 248.522.7096
F: 248.522.7030

ARCHITECT:

VMDO ARCHITECTS
200 E. MARKET ST.
CHARLOTTESVILLE, VA 22902
434.296.5984

ARCHITECT NOTE:
ALL NOTES REQUESTING VERIFICATION,
CONFIRMATION, OR INFORMATION THAT ARE
NOT ANSWERED ARE ASSUMED TO BE
CORRECT AS SHOWN ON THESE DRAWINGS.

STAMPS/ SUBMITTALS:

| REVISION | DATE |
|----------|------------|
| 0 | 10.28.2024 |
| 1 | 02.17.2025 |
| 2 | 03.03.2025 |
| 3 | 03.31.2025 |
| 4 | 06.11.2025 |
| 5 | 08.08.2025 |
| 6 | 09.02.2025 |
| 7 | 09.15.2025 |
| 8 | 10.16.2025 |
| 9 | 10.21.2025 |
| 10 | 10.31.2025 |
| 11 | 11.20.2025 |
| 12 | 01.09.2026 |
| 13 | 01.21.2026 |
| 14 | 02.12.2026 |
| 15 | 02.25.2026 |

PROJECT NUMBER:
24-323

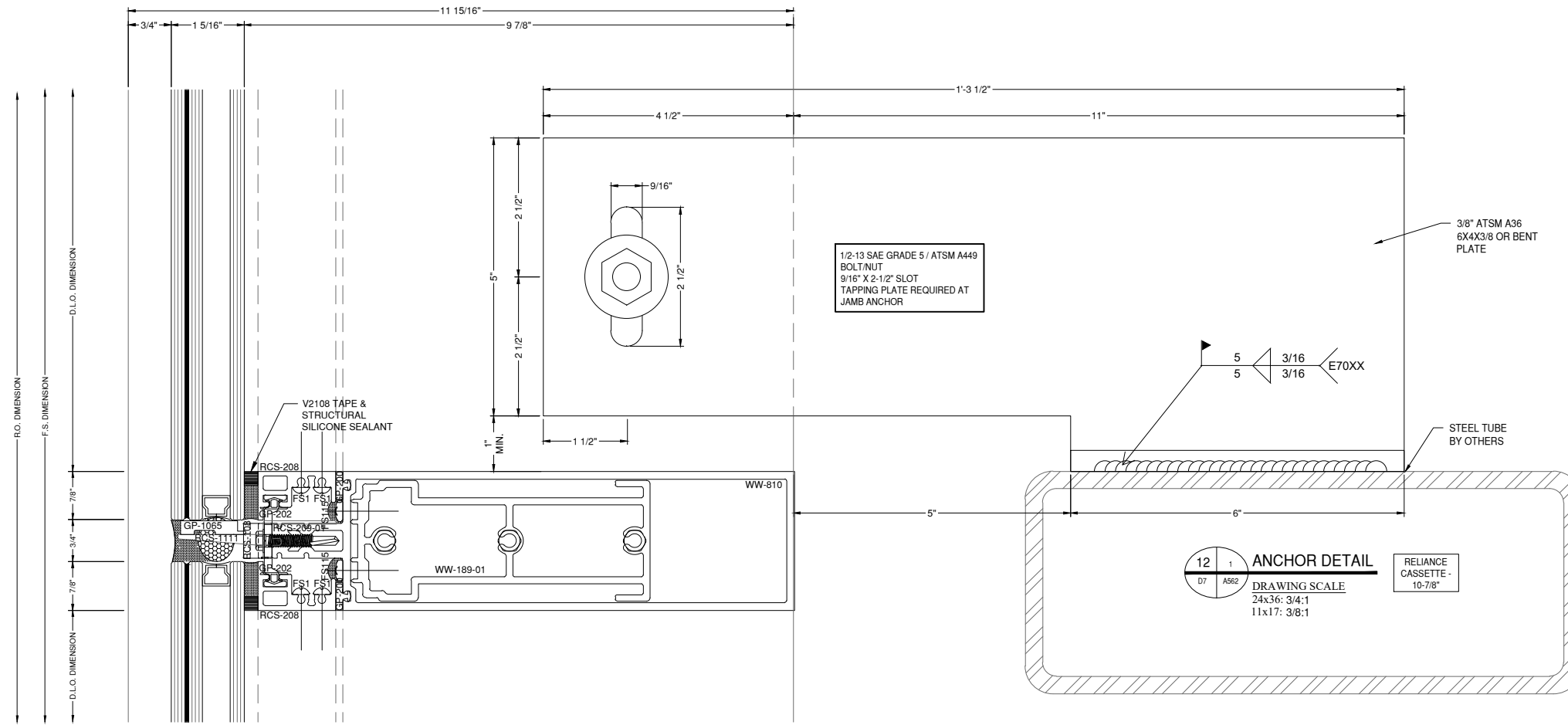
PROJECT NAME:
OMVHS

SHEET DESCRIPTION:
DETAILS

SHEET:
D6

NOTE:
FASTENERS SHOWN FOR LOCATION
REFERENCE ONLY. FASTENER TYPE, SIZE
AND SPACING ARE TO BE DETERMINED
BY THE PROFESSIONAL ENGINEER.

NOTE:
ALL DIMENSIONS TO BE FIELD
VERIFIED PRIOR TO FABRICATION



GLAZING CONTRACTOR

999 STREET, ST
CITY, STATE 99999
PH: 999.999.9999



www.MPDRAFTING.com
P: 248.522.7096
F: 248.522.7030

ARCHITECT:

VMDO ARCHITECTS
200 E. MARKET ST.
CHARLOTTESVILLE, VA 22902
434.296.5984

ARCHITECT NOTE:
ALL NOTES REQUESTING VERIFICATION,
CONFIRMATION, OR INFORMATION THAT ARE
NOT ANSWERED ARE ASSUMED TO BE
CORRECT AS SHOWN ON THESE DRAWINGS.

STAMPS/ SUBMITTALS:

| REVISION | DATE |
|----------|------------|
| 0 | 10.28.2024 |
| 1 | 02.17.2025 |
| 2 | 03.03.2025 |
| 3 | 03.31.2025 |
| 4 | 06.11.2025 |
| 5 | 08.08.2025 |
| 6 | 09.02.2025 |
| 7 | 09.15.2025 |
| 8 | 10.16.2025 |
| 9 | 10.21.2025 |
| 10 | 10.31.2025 |
| 11 | 11.20.2025 |
| 12 | 01.09.2026 |
| 13 | 01.21.2026 |
| 14 | 02.12.2026 |
| 15 | 02.25.2026 |

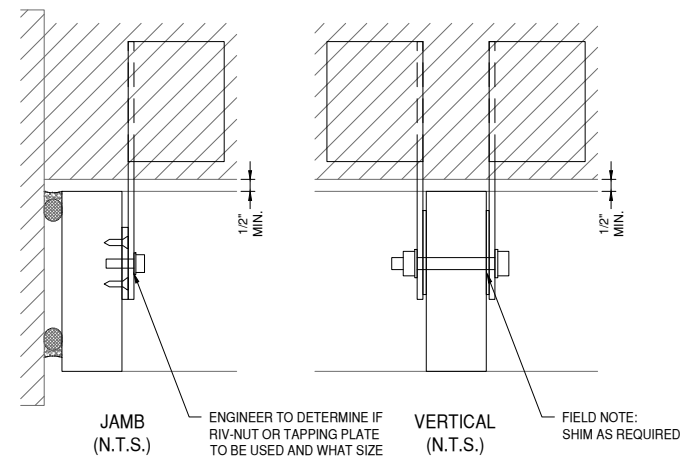
PROJECT NUMBER:
24-323

PROJECT NAME:
OMVHS

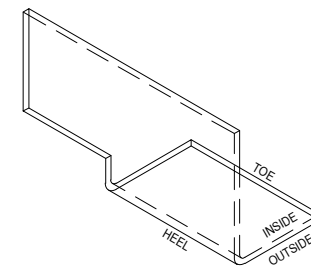
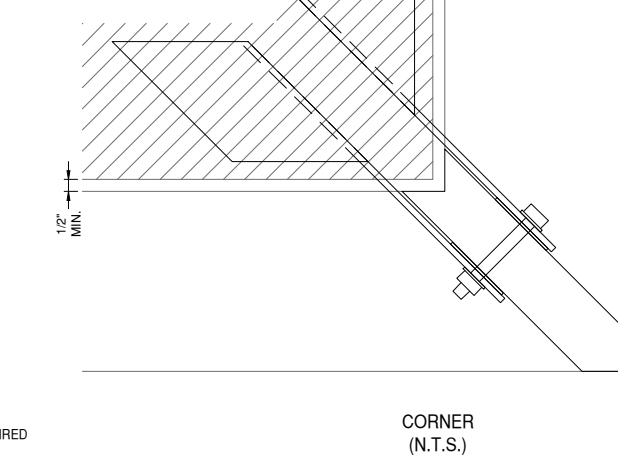
SHEET DESCRIPTION:
DETAILS

SHEET:
D7

NOTE:
PLEASE COORDINATE THE CONNECTION
AT THE CORNER. I BEAMS AND TUBE STEEL
MAY NEED TO BE MODIFIED IN ORDER FOR
THE CLIPS TO A MOUNTING SURFACE.

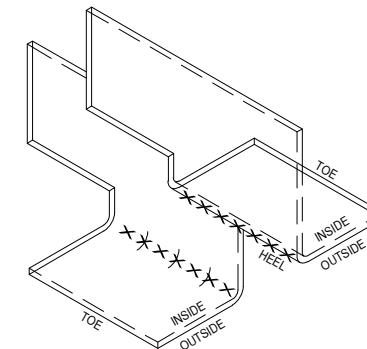


NOTE:
PLEASE COORDINATE THE CONNECTION
AT THE CORNER. I BEAMS AND TUBE STEEL
MAY NEED TO BE MODIFIED IN ORDER FOR
THE CLIPS TO A MOUNTING SURFACE.



WELD LOCATION DIAGRAM

ENGINEER TO MARK
WELD LOCATIONS.
NOTE:
WELDING AT JAMB SIDE OF
THE ANGLE IS NOT POSSIBLE



WELD LOCATION DIAGRAM

ENGINEER TO MARK
WELD LOCATIONS.
NOTE:
WELDING BETWEEN
CLIPS IS NOT POSSIBLE.

NOTE:
FASTENERS SHOWN FOR LOCATION
REFERENCE ONLY. FASTENER TYPE, SIZE
AND SPACING ARE TO BE DETERMINED
BY THE PROFESSIONAL ENGINEER.

NOTE:
ALL DIMENSIONS TO BE FIELD
VERIFIED PRIOR TO FABRICATION

GLAZING CONTRACTOR

999 STREET, ST
CITY, STATE 99999
PH: 999.999.9999



www.MPDRAFTING.com
P: 248.522.7096
F: 248.522.7030

ARCHITECT:

VMDO ARCHITECTS
200 E. MARKET ST.
CHARLOTTESVILLE, VA 22902
434.296.5984

ARCHITECT NOTE:
ALL NOTES REQUESTING VERIFICATION,
CONFIRMATION, OR INFORMATION THAT ARE
NOT ANSWERED ARE ASSUMED TO BE
CORRECT AS SHOWN ON THESE DRAWINGS.

STAMPS/ SUBMITTALS:

| REVISION | DATE |
|----------|------------|
| 0 | 10.28.2024 |
| 1 | 02.17.2025 |
| 2 | 03.03.2025 |
| 3 | 03.31.2025 |
| 4 | 06.11.2025 |
| 5 | 08.08.2025 |
| 6 | 09.02.2025 |
| 7 | 09.15.2025 |
| 8 | 10.16.2025 |
| 9 | 10.21.2025 |
| 10 | 10.31.2025 |
| 11 | 11.20.2025 |
| 12 | 01.09.2026 |
| 13 | 01.21.2026 |
| 14 | 02.12.2026 |
| 15 | 02.25.2026 |

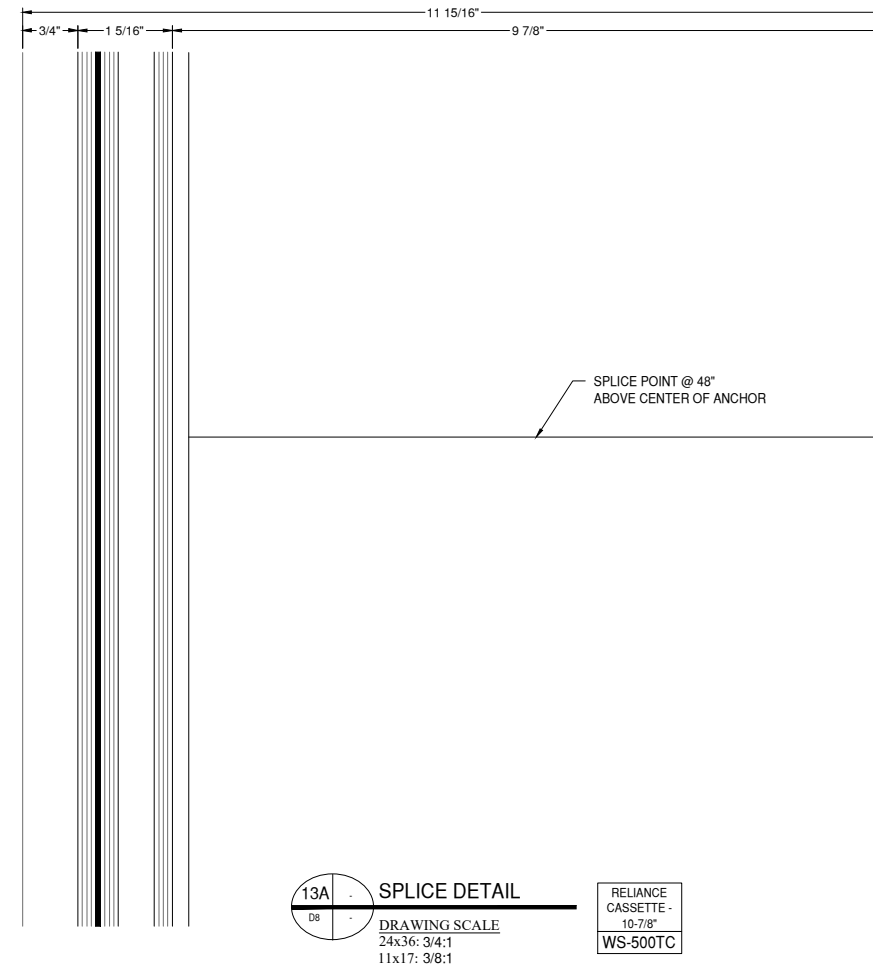
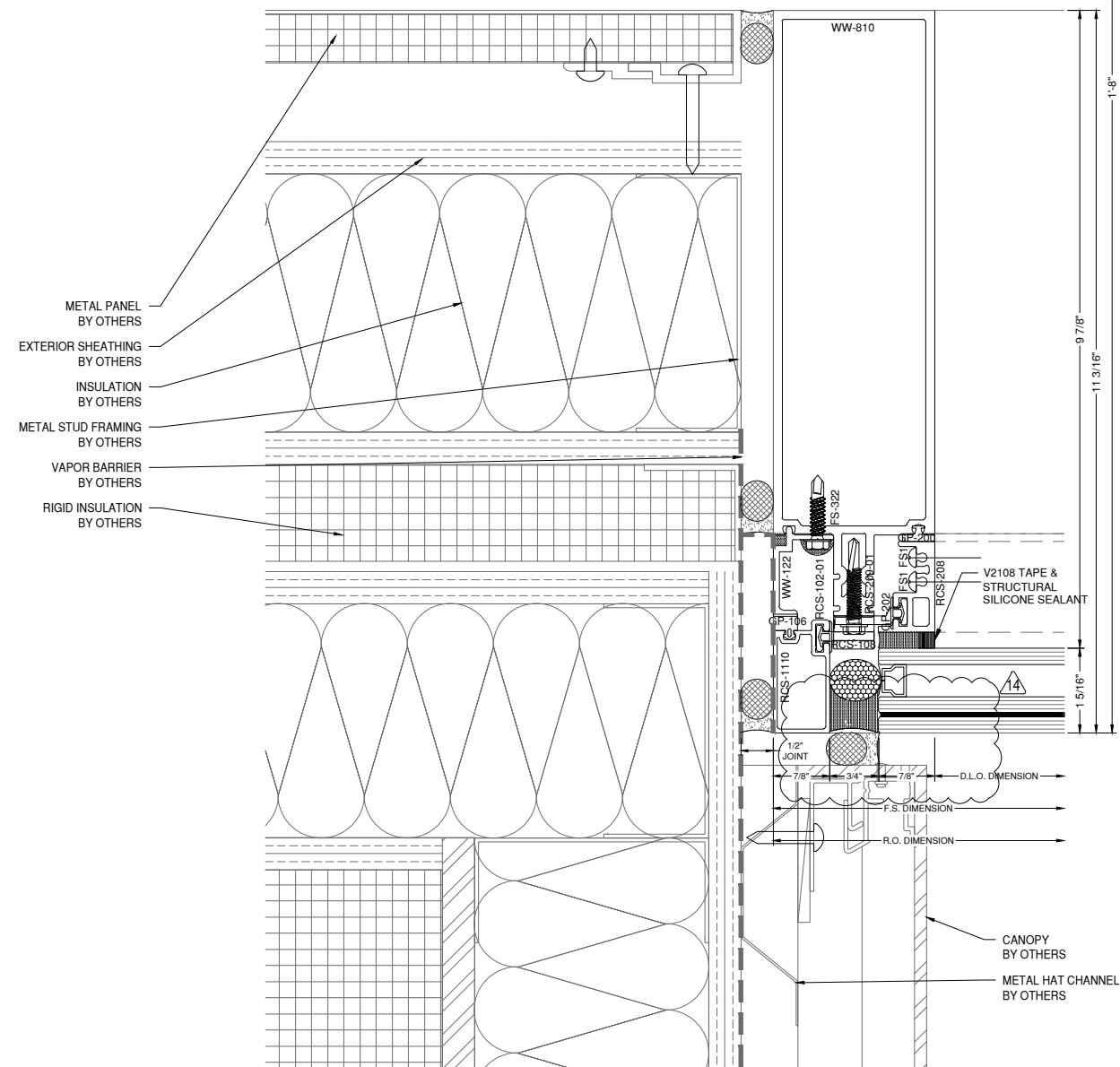
PROJECT NUMBER:
24-323

PROJECT NAME:
OMVHS

SHEET DESCRIPTION:
DETAILS

SHEET:
D8

13 **JAMB DETAIL**
D8 A568
DRAWING SCALE
24x36: 3/4:1
11x17: 3/8:1
RELIANCE
CASSETTE -
10-7/8"



NOTE:
FASTENERS SHOWN FOR LOCATION
REFERENCE ONLY. FASTENER TYPE, SIZE
AND SPACING ARE TO BE DETERMINED
BY THE PROFESSIONAL ENGINEER.

NOTE:
ALL DIMENSIONS TO BE FIELD
VERIFIED PRIOR TO FABRICATION

GLAZING CONTRACTOR

999 STREET, ST
CITY, STATE 99999
PH: 999.999.9999



www.MPDRAFTING.com
P: 248.522.7096
F: 248.522.7030

ARCHITECT:

VMDO ARCHITECTS
200 E. MARKET ST.
CHARLOTTESVILLE, VA 22902
434.296.5984

ARCHITECT NOTE:
ALL NOTES REQUESTING VERIFICATION,
CONFIRMATION, OR INFORMATION THAT ARE
NOT ANSWERED ARE ASSUMED TO BE
CORRECT AS SHOWN ON THESE DRAWINGS.

STAMPS/ SUBMITTALS:

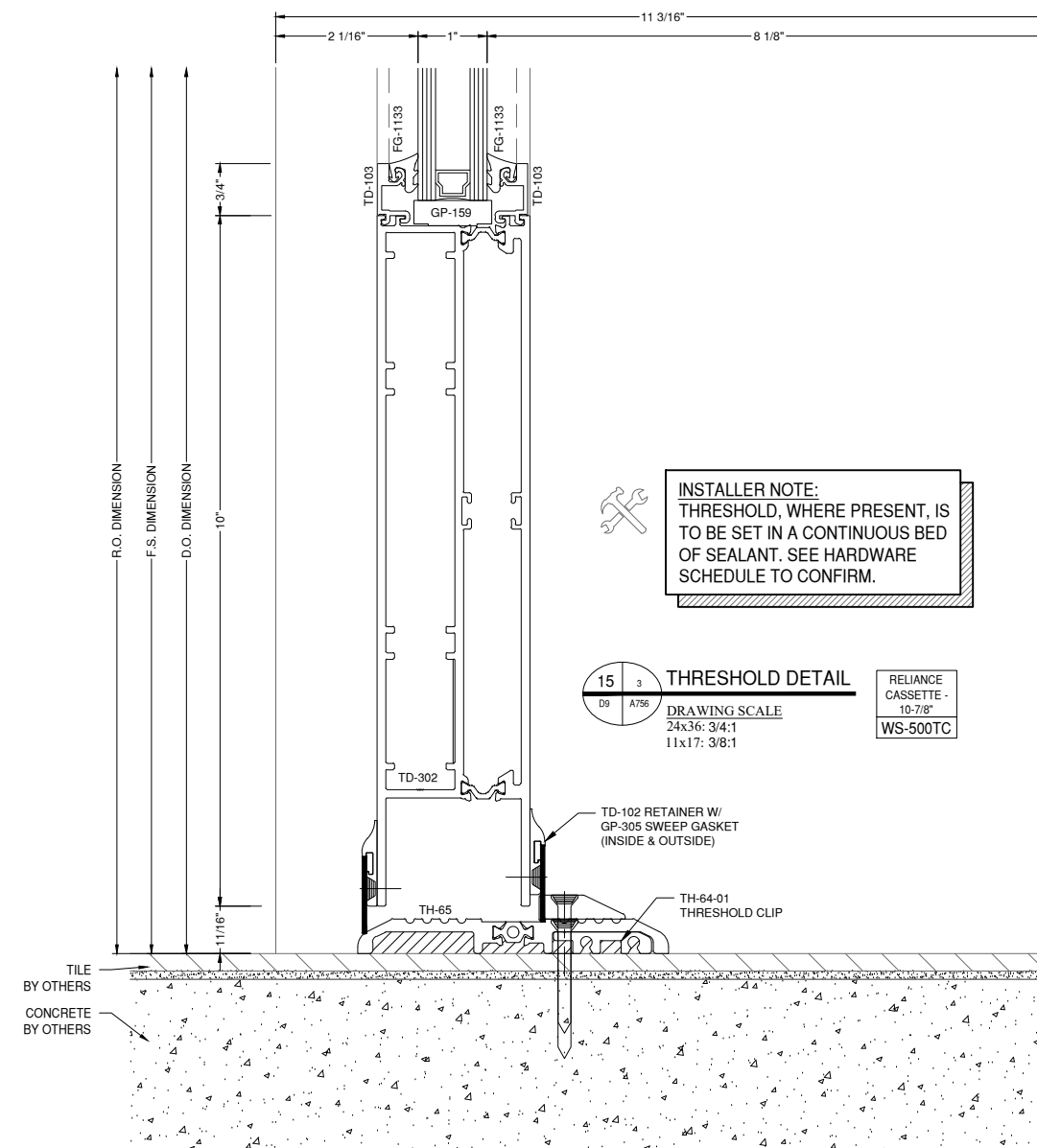
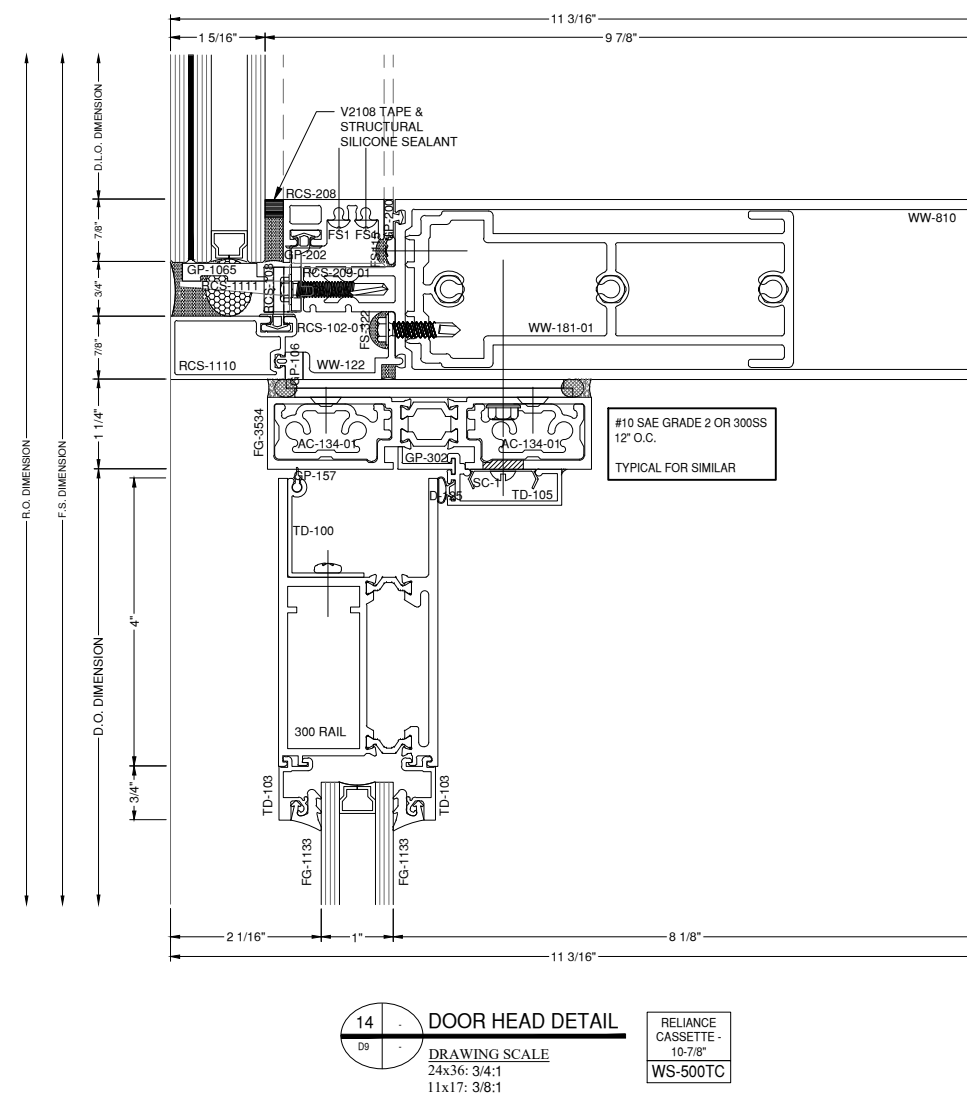
| REVISION | DATE |
|----------|------------|
| 0 | 10.28.2024 |
| 1 | 02.17.2025 |
| 2 | 03.03.2025 |
| 3 | 03.31.2025 |
| 4 | 06.11.2025 |
| 5 | 08.08.2025 |
| 6 | 09.02.2025 |
| 7 | 09.15.2025 |
| 8 | 10.16.2025 |
| 9 | 10.21.2025 |
| 10 | 10.31.2025 |
| 11 | 11.20.2025 |
| 12 | 01.09.2026 |
| 13 | 01.21.2026 |
| 14 | 02.12.2026 |
| 15 | 02.25.2026 |

PROJECT NUMBER:
24-323

PROJECT NAME:
OMVHS

SHEET DESCRIPTION:
DETAILS

SHEET:
D9



NOTE:
FASTENERS SHOWN FOR LOCATION
REFERENCE ONLY. FASTENER TYPE, SIZE
AND SPACING ARE TO BE DETERMINED
BY THE PROFESSIONAL ENGINEER.

NOTE:
ALL DIMENSIONS TO BE FIELD
VERIFIED PRIOR TO FABRICATION

GLAZING CONTRACTOR

999 STREET, ST
CITY, STATE 99999
PH: 999.999.9999



www.MPDRAFTING.com
P: 248.522.7096
F: 248.522.7030

ARCHITECT:

VMDO ARCHITECTS
200 E. MARKET ST.
CHARLOTTESVILLE, VA 22902
434.296.5984

ARCHITECT NOTE:
ALL NOTES REQUESTING VERIFICATION,
CONFIRMATION, OR INFORMATION THAT ARE
NOT ANSWERED ARE ASSUMED TO BE
CORRECT AS SHOWN ON THESE DRAWINGS.

STAMPS/ SUBMITTALS:

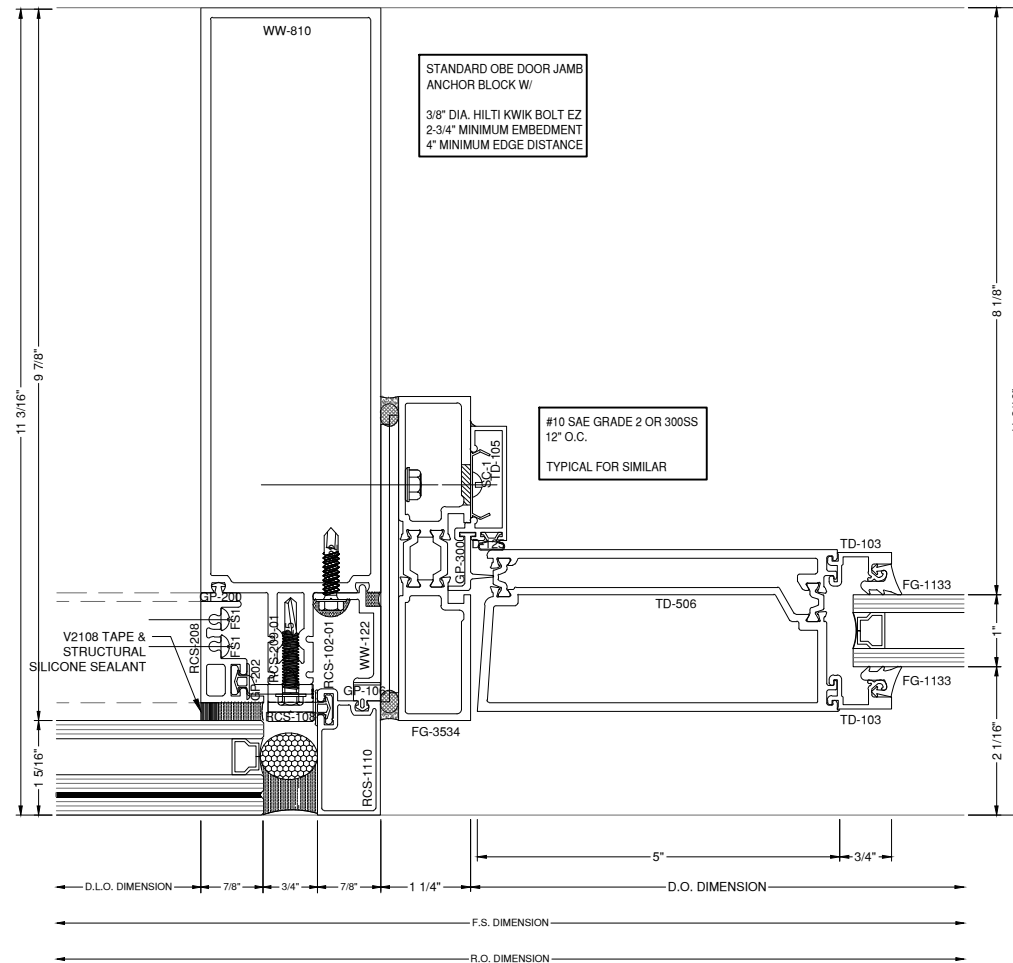
| REVISION | DATE |
|----------|------------|
| 0 | 10.28.2024 |
| 1 | 02.17.2025 |
| 2 | 03.03.2025 |
| 3 | 03.31.2025 |
| 4 | 06.11.2025 |
| 5 | 08.08.2025 |
| 6 | 09.02.2025 |
| 7 | 09.15.2025 |
| 8 | 10.16.2025 |
| 9 | 10.21.2025 |
| 10 | 10.31.2025 |
| 11 | 11.20.2025 |
| 12 | 01.09.2026 |
| 13 | 01.21.2026 |
| 14 | 02.12.2026 |
| 15 | 02.25.2026 |

PROJECT NUMBER:
24-323

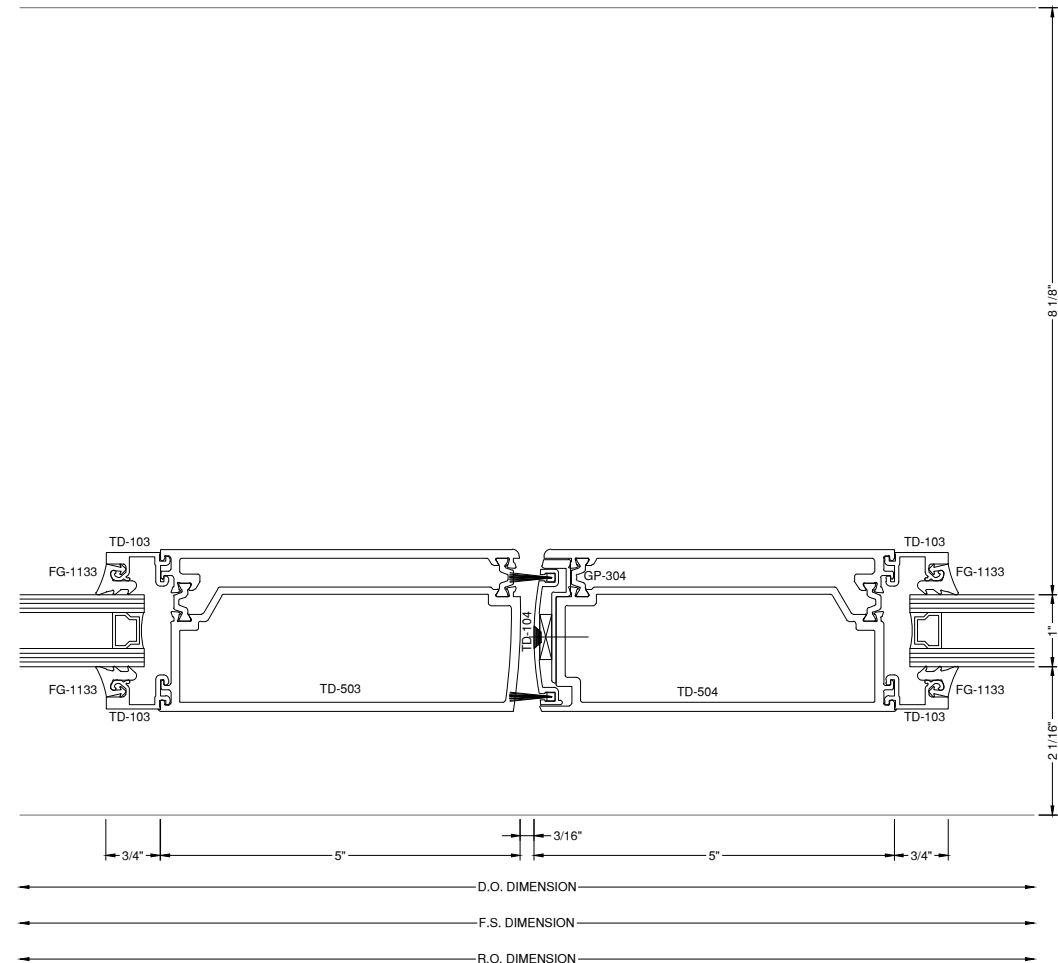
PROJECT NAME:
OMVHS

SHEET DESCRIPTION:
DETAILS

SHEET:
D10



16 DOOR JAMB DETAIL
D10
DRAWING SCALE
24x36: 3/4:1
11x17: 3/8:1
RELIANCE
CASSETTE -
10-7/8"
WS-500TC



16A MEETING STILE DETAIL
D10
DRAWING SCALE
24x36: 3/4:1
11x17: 3/8:1
RELIANCE
CASSETTE -
10-7/8"
WS-500TC

NOTE:
FASTENERS SHOWN FOR LOCATION
REFERENCE ONLY. FASTENER TYPE, SIZE
AND SPACING ARE TO BE DETERMINED
BY THE PROFESSIONAL ENGINEER.

NOTE:
ALL DIMENSIONS TO BE FIELD
VERIFIED PRIOR TO FABRICATION

GLAZING CONTRACTOR

999 STREET, ST
CITY, STATE 99999
PH: 999.999.9999

MP drafting
& design

www.MPDRAFTING.com
P: 248.522.7096
F: 248.522.7030

ARCHITECT:

VMDO ARCHITECTS
200 E. MARKET ST.
CHARLOTTESVILLE, VA 22902
434.296.5984

ARCHITECT NOTE:
ALL NOTES REQUESTING VERIFICATION,
CONFIRMATION, OR INFORMATION THAT ARE
NOT ANSWERED ARE ASSUMED TO BE
CORRECT AS SHOWN ON THESE DRAWINGS.

STAMPS/ SUBMITTALS:

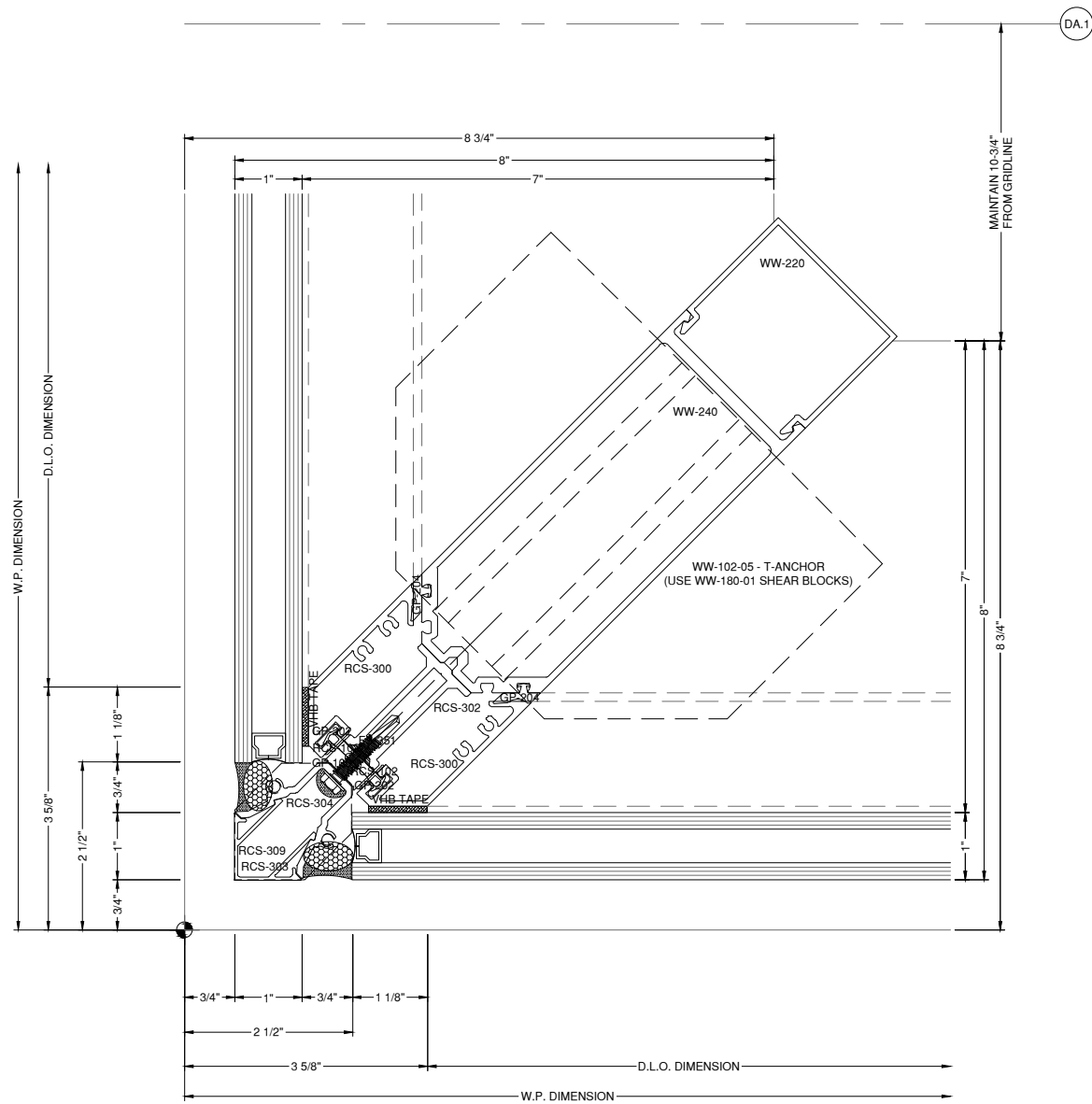
| REVISION | DATE |
|----------|------------|
| 0 | 10.28.2024 |
| 1 | 02.17.2025 |
| 2 | 03.03.2025 |
| 3 | 03.31.2025 |
| 4 | 06.11.2025 |
| 5 | 08.08.2025 |
| 6 | 09.02.2025 |
| 7 | 09.15.2025 |
| 8 | 10.16.2025 |
| 9 | 10.21.2025 |
| 10 | 10.31.2025 |
| 11 | 11.20.2025 |
| 12 | 01.09.2026 |
| 13 | 01.21.2026 |
| 14 | 02.12.2026 |
| 15 | 02.25.2026 |

PROJECT NUMBER:
24-323

PROJECT NAME:
OMVHS

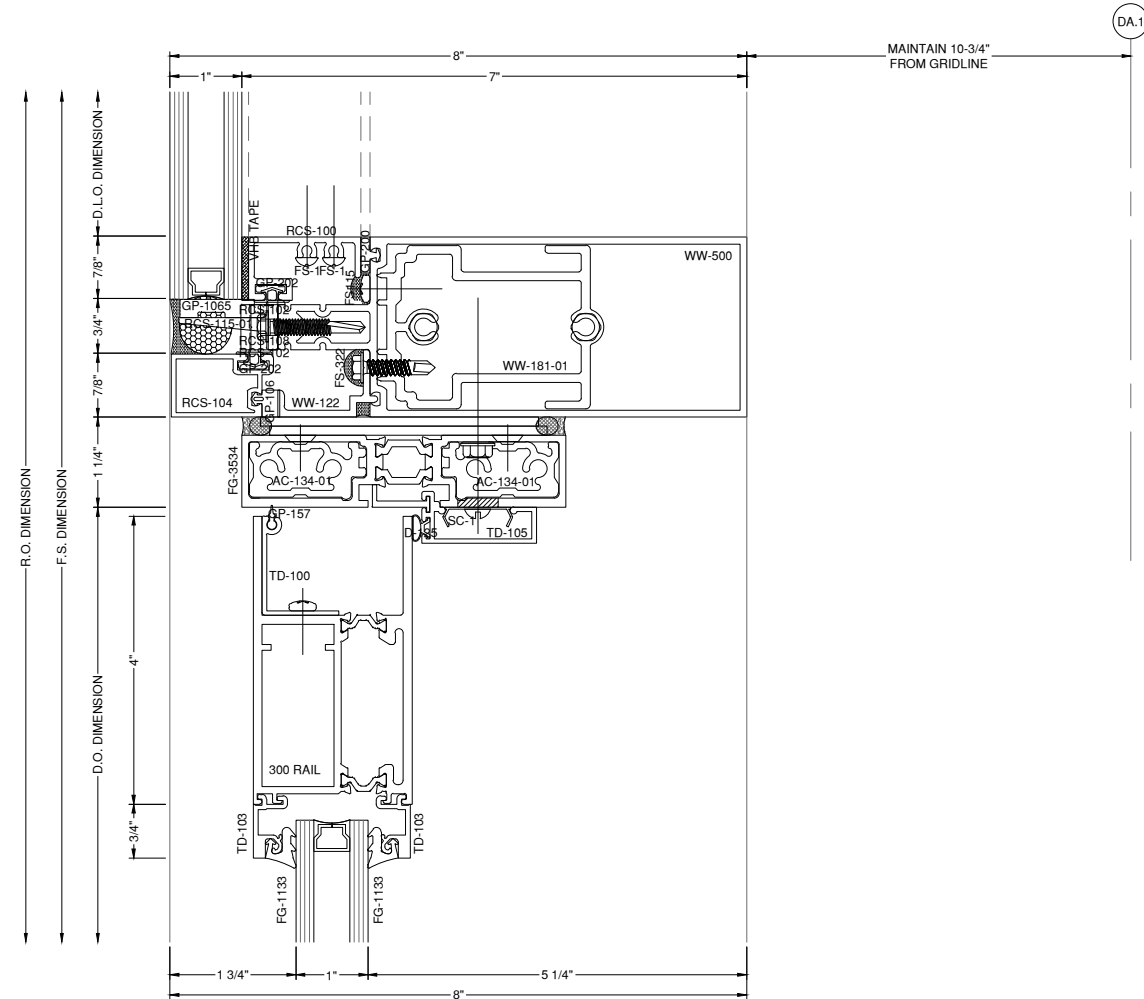
SHEET DESCRIPTION:
DETAILS

SHEET:
D13



22 3
D13 A558
CORNER DETAIL
DRAWING SCALE
24x36: 3/4:1
11x17: 3/8:1

RELIANCE
CASSETTE - 8"



23 D13
DOOR HEAD DETAIL
DRAWING SCALE
24x36: 3/4:1
11x17: 3/8:1

RELIANCE
CASSETTE - 8"
WS-500TC

NOTE:
FASTENERS SHOWN FOR LOCATION
REFERENCE ONLY. FASTENER TYPE, SIZE
AND SPACING ARE TO BE DETERMINED
BY THE PROFESSIONAL ENGINEER.

NOTE:
ALL DIMENSIONS TO BE FIELD
VERIFIED PRIOR TO FABRICATION

GLAZING CONTRACTOR

999 STREET, ST
CITY, STATE 99999
PH: 999.999.9999



www.MPDRAFTING.com
P: 248.522.7096
F: 248.522.7030

ARCHITECT:

VMDO ARCHITECTS
200 E. MARKET ST.
CHARLOTTESVILLE, VA 22902
434.296.5984

ARCHITECT NOTE:
ALL NOTES REQUESTING VERIFICATION,
CONFIRMATION, OR INFORMATION THAT ARE
NOT ANSWERED ARE ASSUMED TO BE
CORRECT AS SHOWN ON THESE DRAWINGS.

STAMPS/ SUBMITTALS:

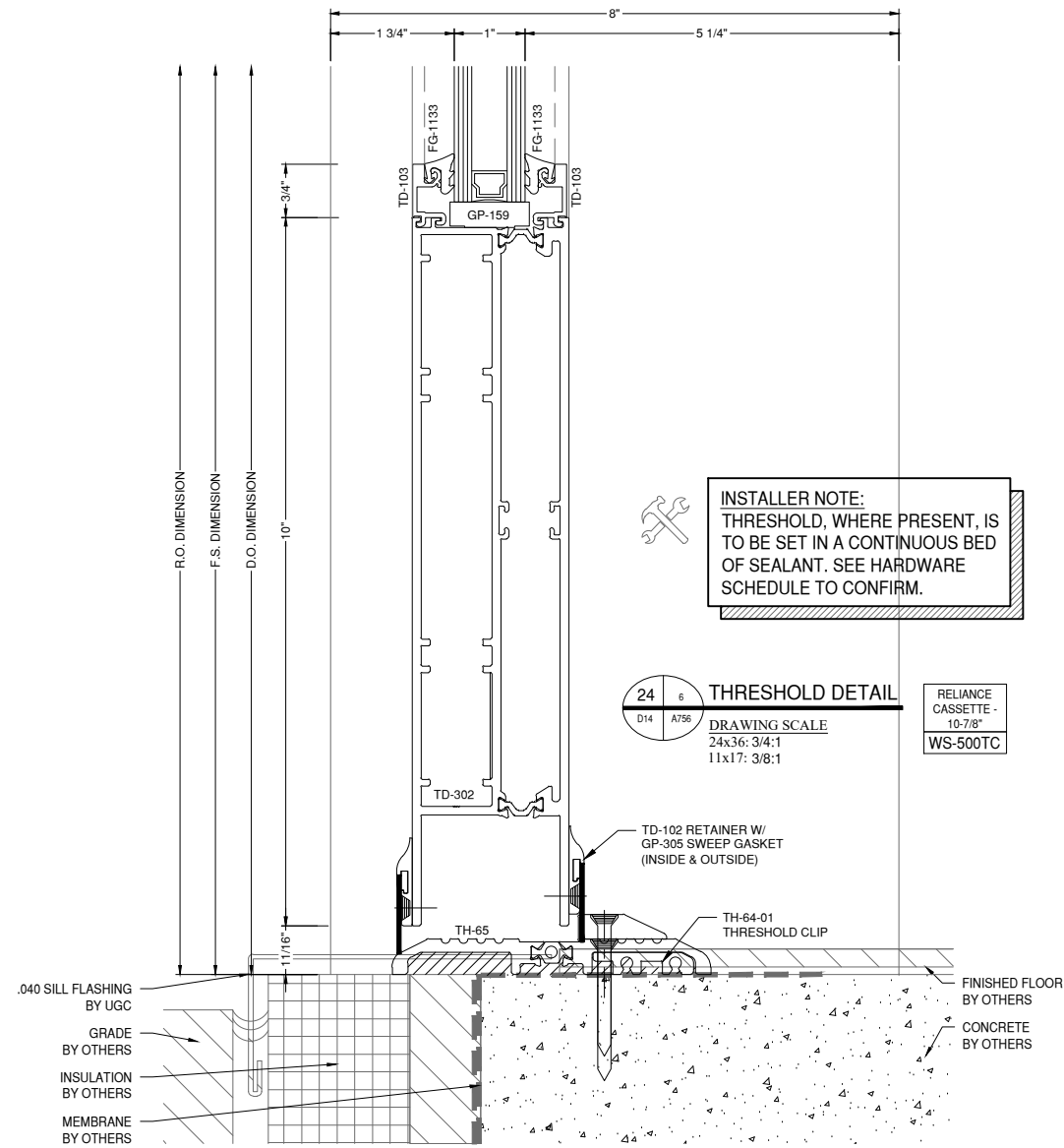
| REVISION | DATE |
|----------|------------|
| 0 | 10.28.2024 |
| 1 | 02.17.2025 |
| 2 | 03.03.2025 |
| 3 | 03.31.2025 |
| 4 | 06.11.2025 |
| 5 | 08.08.2025 |
| 6 | 09.15.2025 |
| 7 | 09.15.2025 |
| 8 | 10.16.2025 |
| 9 | 10.21.2025 |
| 10 | 10.31.2025 |
| 11 | 11.20.2025 |
| 12 | 01.09.2026 |
| 13 | 01.21.2026 |
| 14 | 02.12.2026 |
| 15 | 02.25.2026 |

PROJECT NUMBER:
24-323

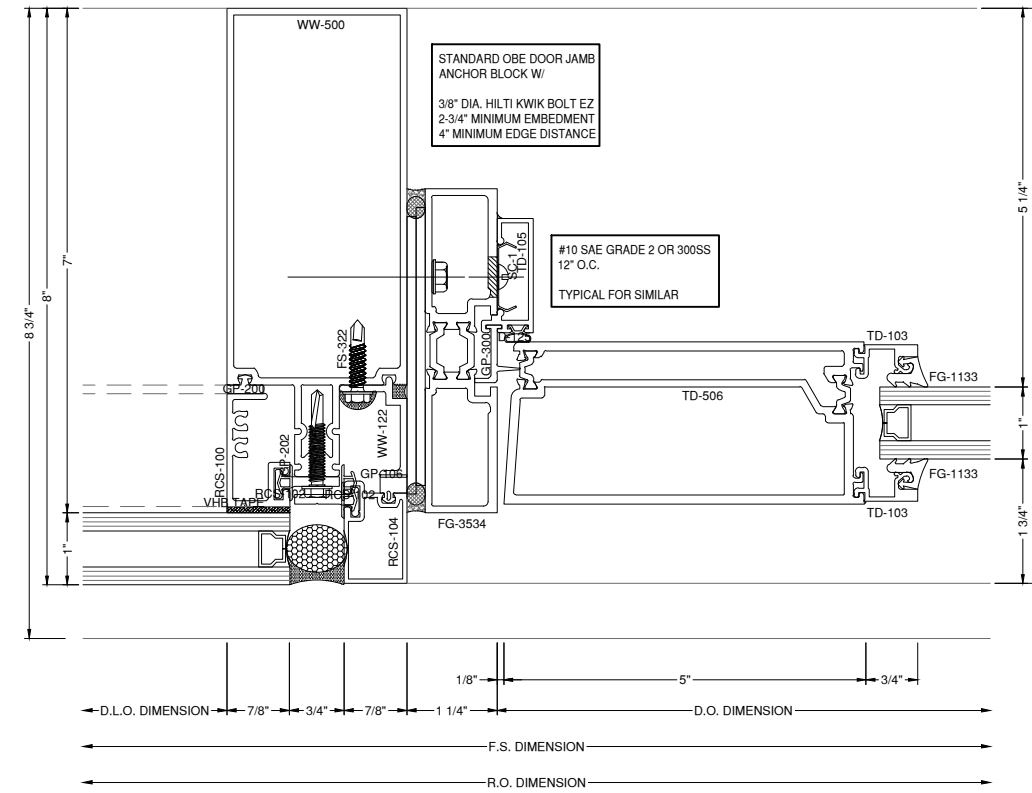
PROJECT NAME:
OMVHS

SHEET DESCRIPTION:
DETAILS

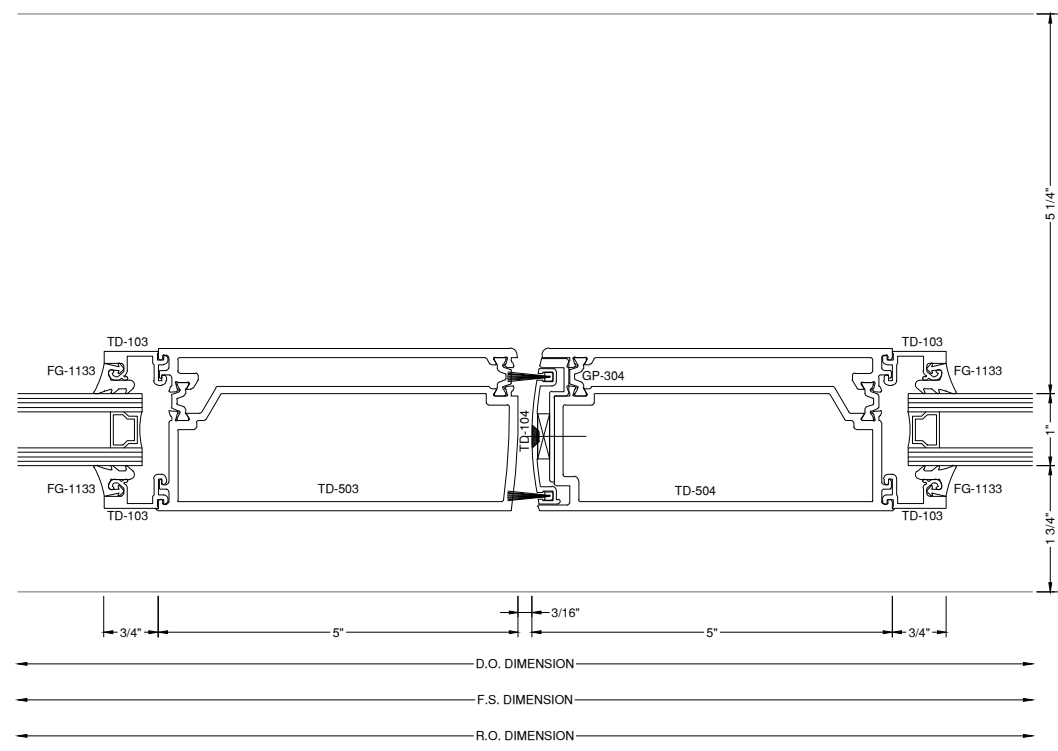
SHEET:
D14



24 THRESHOLD DETAIL
DRAWING SCALE
24x36: 3/4:1
11x17: 3/8:1
RELIANCE CASSETTE - 8"
WS-500TC



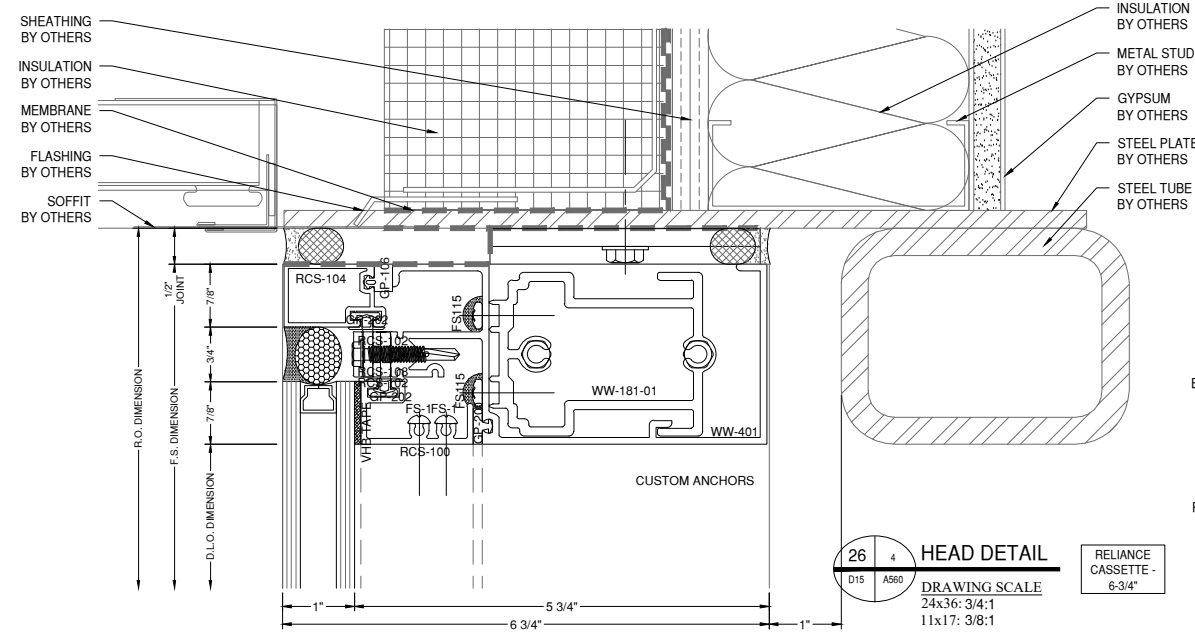
25 DOOR JAMB DETAIL
DRAWING SCALE
24x36: 3/4:1
11x17: 3/8:1
RELIANCE CASSETTE - 8"
WS-500TC



25A MEETING STILE DETAIL
DRAWING SCALE
24x36: 3/4:1
11x17: 3/8:1
RELIANCE CASSETTE - 8"
WS-500TC

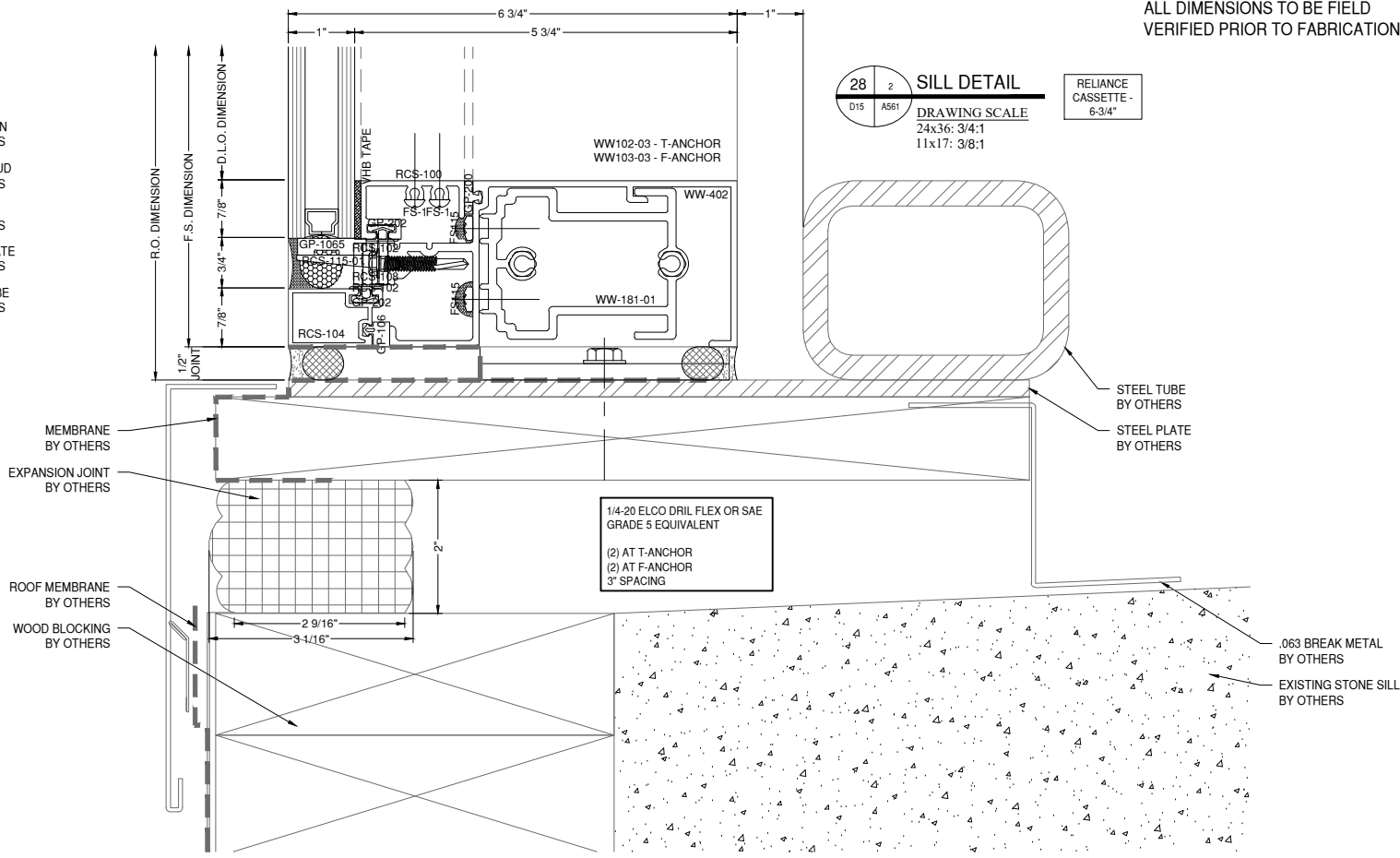
NOTE:
FASTENERS SHOWN FOR LOCATION
REFERENCE ONLY. FASTENER TYPE, SIZE
AND SPACING ARE TO BE DETERMINED
BY THE PROFESSIONAL ENGINEER.

1/4-20 ELCO DRIL FLEX OR SAE
GRADE 5 EQUIVALENT
(2) AT T-ANCHOR
(2) AT F-ANCHOR
3" SPACING

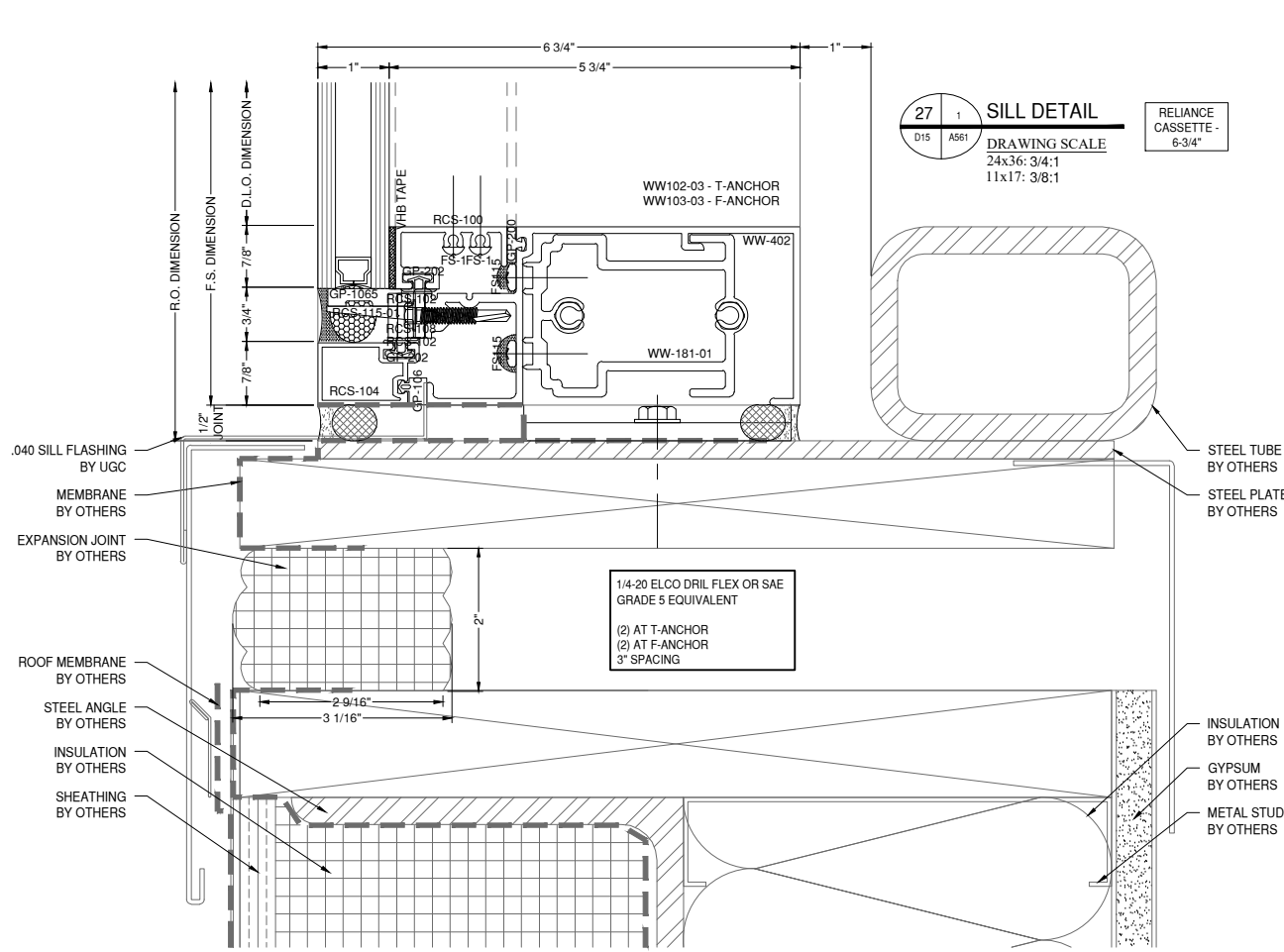


26 4
D15 A561
HEAD DETAIL
DRAWING SCALE
24x36: 3/4:1
11x17: 3/8:1
RELIANCE
CASSETTE -
6-3/4"

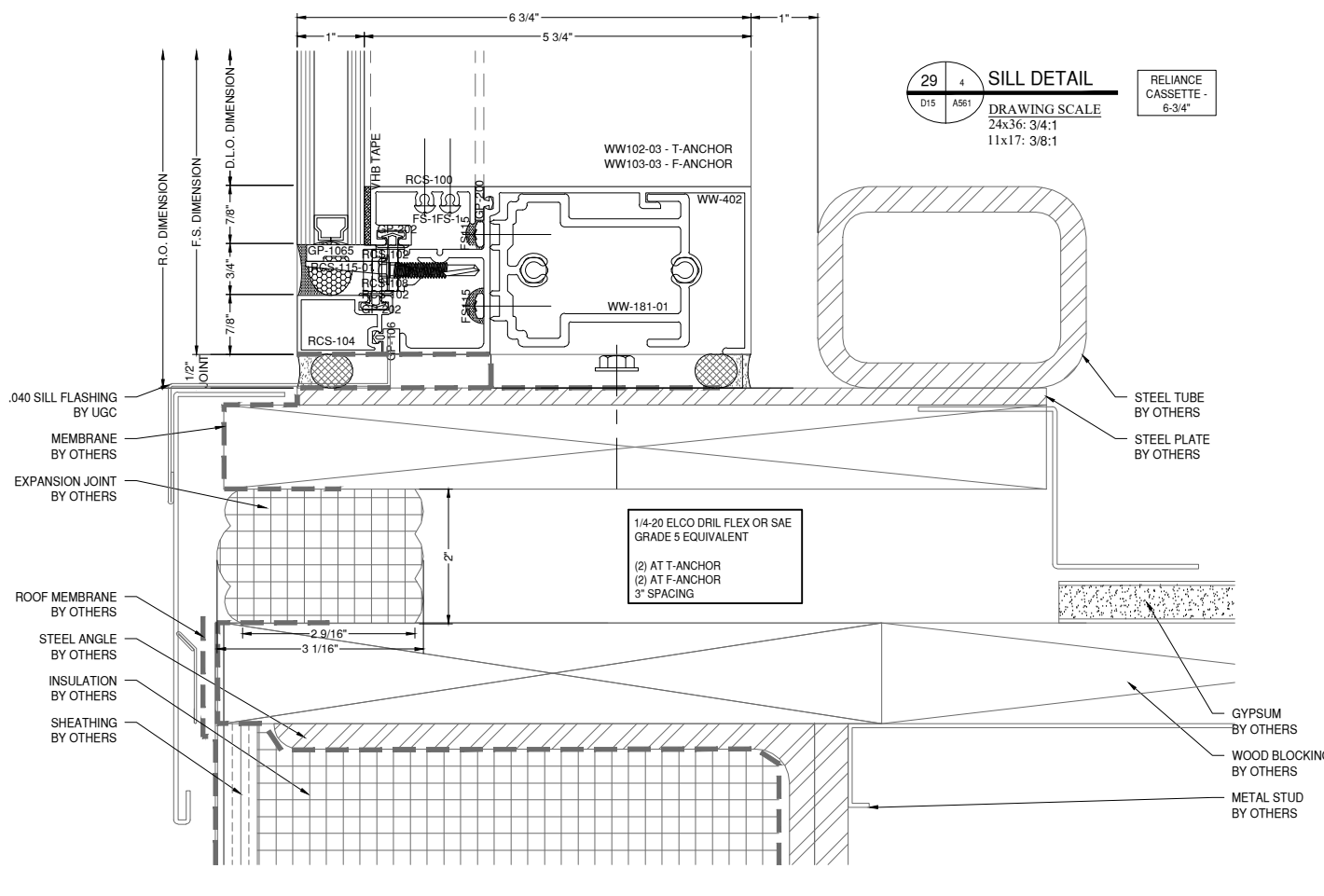
NOTE:
ALL DIMENSIONS TO BE FIELD
VERIFIED PRIOR TO FABRICATION



28 2
D15 A561
SILL DETAIL
DRAWING SCALE
24x36: 3/4:1
11x17: 3/8:1
RELIANCE
CASSETTE -
6-3/4"



27 1
D15 A561
SILL DETAIL
DRAWING SCALE
24x36: 3/4:1
11x17: 3/8:1
RELIANCE
CASSETTE -
6-3/4"



29 4
D15 A561
SILL DETAIL
DRAWING SCALE
24x36: 3/4:1
11x17: 3/8:1
RELIANCE
CASSETTE -
6-3/4"

GLAZING CONTRACTOR

999 STREET, ST
CITY, STATE 99999
PH: 999.999.9999

**MP drafting
& design**
www.MPDRAFTING.com
P: 248.522.7096
F: 248.522.7030

ARCHITECT:
VMDO ARCHITECTS
200 E. MARKET ST.
CHARLOTTESVILLE, VA 22902
434.296.5984

ARCHITECT NOTE:
ALL NOTES REQUESTING VERIFICATION,
CONFIRMATION, OR INFORMATION THAT ARE
NOT ANSWERED ARE ASSUMED TO BE
CORRECT AS SHOWN ON THESE DRAWINGS.

STAMPS/ SUBMITTALS:

| REVISION | DATE |
|----------|------------|
| 0 | 10.28.2024 |
| 1 | 02.17.2025 |
| 2 | 03.03.2025 |
| 3 | 03.31.2025 |
| 4 | 06.11.2025 |
| 5 | 08.08.2025 |
| 6 | 09.02.2025 |
| 7 | 09.15.2025 |
| 8 | 10.16.2025 |
| 9 | 10.21.2025 |
| 10 | 10.31.2025 |
| 11 | 11.20.2025 |
| 12 | 01.09.2026 |
| 13 | 01.21.2026 |
| 14 | 02.12.2026 |
| 15 | 02.25.2026 |

PROJECT NUMBER:
24-323

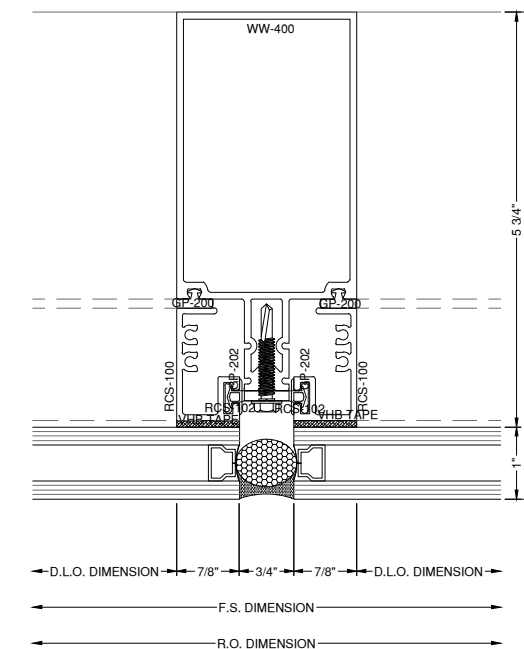
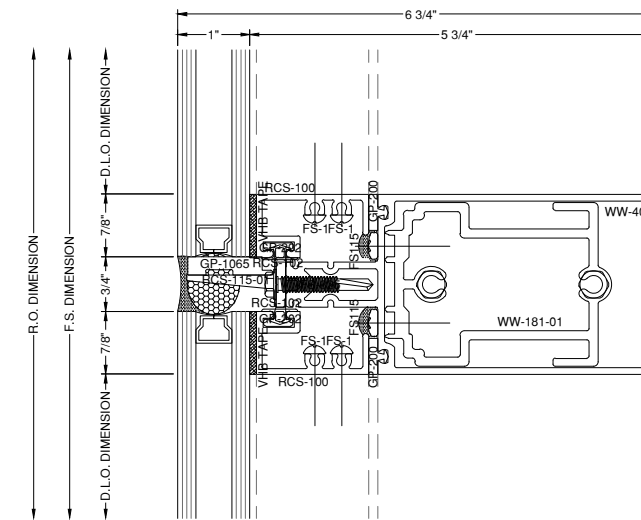
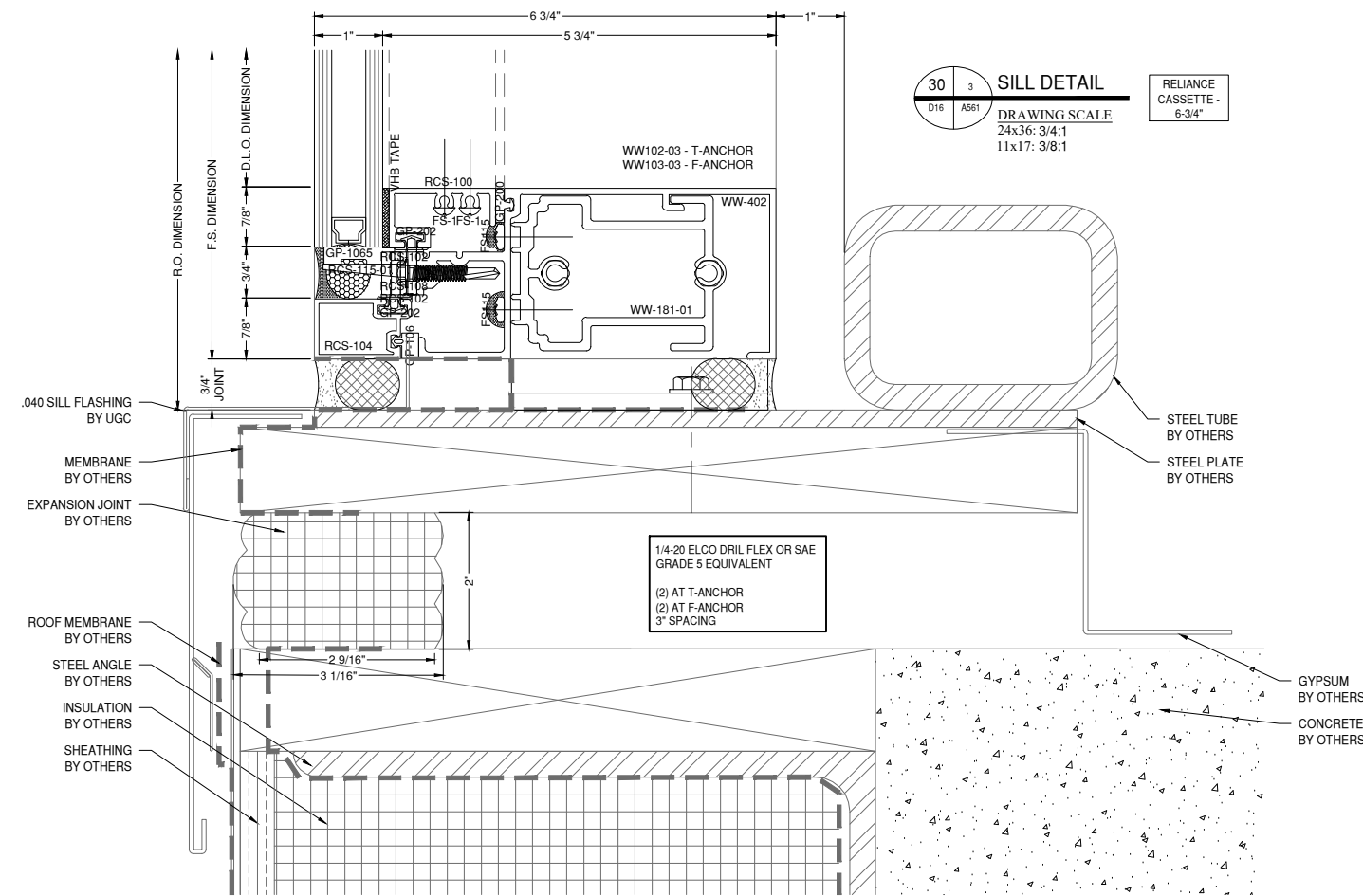
PROJECT NAME:
OMVHS

SHEET DESCRIPTION:
DETAILS

SHEET:
D15

NOTE:
FASTENERS SHOWN FOR LOCATION
REFERENCE ONLY. FASTENER TYPE, SIZE
AND SPACING ARE TO BE DETERMINED
BY THE PROFESSIONAL ENGINEER.

NOTE:
ALL DIMENSIONS TO BE FIELD
VERIFIED PRIOR TO FABRICATION



GLAZING CONTRACTOR

999 STREET, ST
CITY, STATE 99999
PH: 999.999.9999



www.MPDRAFTING.com
P: 248.522.7096
F: 248.522.7030

ARCHITECT:

VMDO ARCHITECTS
200 E. MARKET ST.
CHARLOTTESVILLE, VA 22902
434.296.5984

ARCHITECT NOTE:
ALL NOTES REQUESTING VERIFICATION,
CONFIRMATION, OR INFORMATION THAT ARE
NOT ANSWERED ARE ASSUMED TO BE
CORRECT AS SHOWN ON THESE DRAWINGS.

STAMPS/ SUBMITTALS:

| REVISION | DATE |
|----------|------------|
| 0 | 10.28.2024 |
| 1 | 02.17.2025 |
| 2 | 03.03.2025 |
| 3 | 03.31.2025 |
| 4 | 06.11.2025 |
| 5 | 08.08.2025 |
| 6 | 09.02.2025 |
| 7 | 09.15.2025 |
| 8 | 10.16.2025 |
| 9 | 10.21.2025 |
| 10 | 10.31.2025 |
| 11 | 11.20.2025 |
| 12 | 01.09.2026 |
| 13 | 01.21.2026 |
| 14 | 02.12.2026 |
| 15 | 02.25.2026 |

PROJECT NUMBER:
24-323

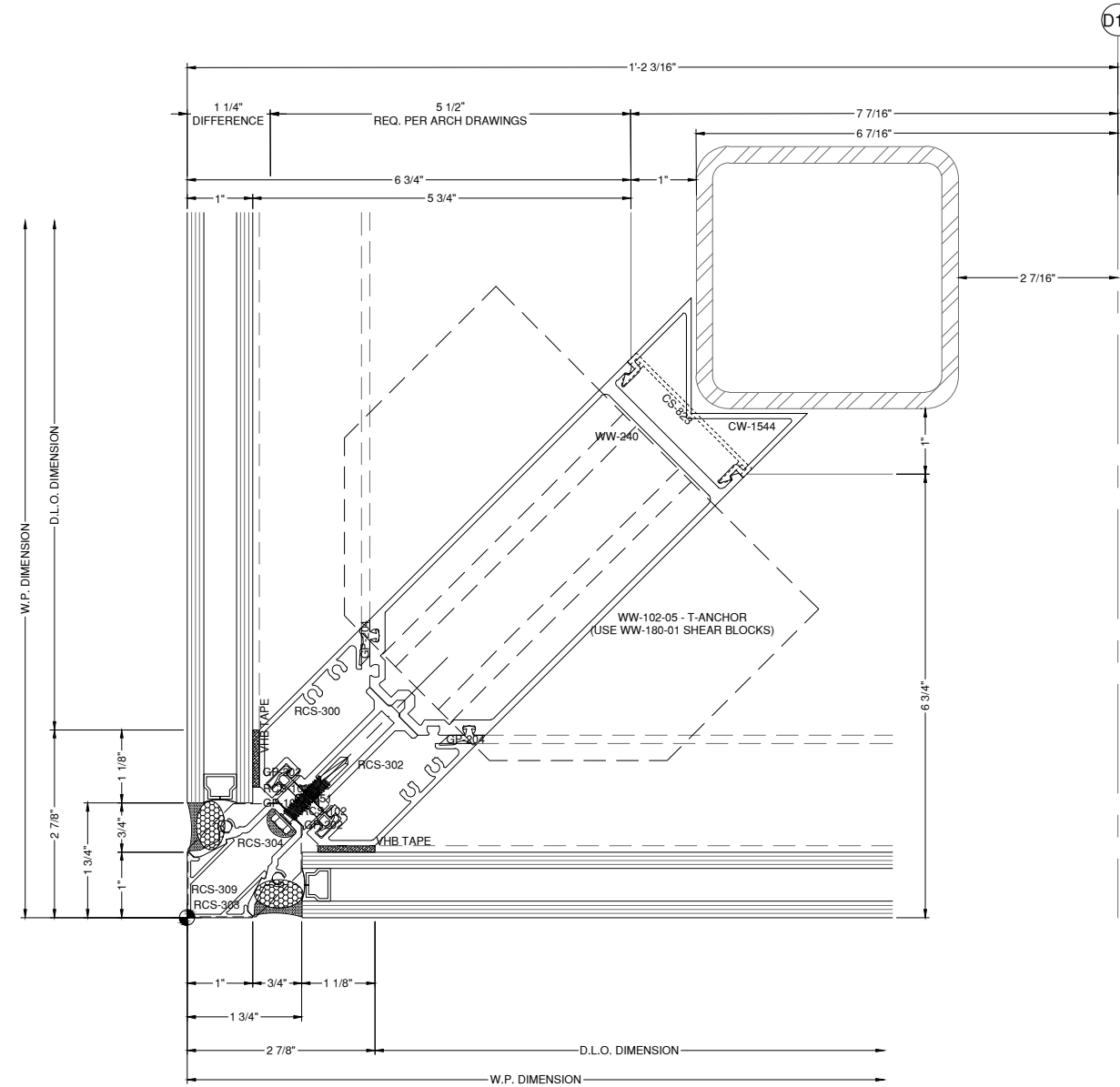
PROJECT NAME:
OMVHS

SHEET DESCRIPTION:
DETAILS

SHEET:
D16

NOTE:
FASTENERS SHOWN FOR LOCATION
REFERENCE ONLY. FASTENER TYPE, SIZE
AND SPACING ARE TO BE DETERMINED
BY THE PROFESSIONAL ENGINEER.

NOTE:
ALL DIMENSIONS TO BE FIELD
VERIFIED PRIOR TO FABRICATION



33 **2** **CORNER DETAIL**
D17 A567
DRAWING SCALE
24x36: 3/4:1
11x17: 3/8:1

RELIANCE
CASSETTE -
6-3/4"

GLAZING CONTRACTOR

999 STREET, ST
CITY, STATE 99999
PH: 999.999.9999

MP drafting
& design

www.MPDRAFTING.com
P: 248.522.7096
F: 248.522.7030

ARCHITECT:

VMDO ARCHITECTS
200 E. MARKET ST.
CHARLOTTESVILLE, VA 22902
434.296.5984

ARCHITECT NOTE:
ALL NOTES REQUESTING VERIFICATION,
CONFIRMATION, OR INFORMATION THAT ARE
NOT ANSWERED ARE ASSUMED TO BE
CORRECT AS SHOWN ON THESE DRAWINGS.

STAMPS/ SUBMITTALS:

| REVISION | DATE |
|----------|------------|
| 0 | 10.28.2024 |
| 1 | 02.17.2025 |
| 2 | 03.03.2025 |
| 3 | 03.31.2025 |
| 4 | 06.11.2025 |
| 5 | 08.08.2025 |
| 6 | 09.02.2025 |
| 7 | 09.15.2025 |
| 8 | 10.16.2025 |
| 9 | 10.21.2025 |
| 10 | 10.31.2025 |
| 11 | 11.20.2025 |
| 12 | 01.09.2026 |
| 13 | 01.21.2026 |
| 14 | 02.12.2026 |
| 15 | 02.25.2026 |

PROJECT NUMBER:
24-323

PROJECT NAME:
OMVHS

SHEET DESCRIPTION:
DETAILS

SHEET:
D17

NOTE:
FASTENERS SHOWN FOR LOCATION
REFERENCE ONLY. FASTENER TYPE, SIZE
AND SPACING ARE TO BE DETERMINED
BY THE PROFESSIONAL ENGINEER.

NOTE:
ALL DIMENSIONS TO BE FIELD
VERIFIED PRIOR TO FABRICATION

GLAZING CONTRACTOR

999 STREET, ST
CITY, STATE 99999
PH: 999.999.9999



www.MPDRAFTING.com
P: 248.522.7096
F: 248.522.7030

ARCHITECT:

VMDO ARCHITECTS

200 E. MARKET ST.
CHARLOTTESVILLE, VA 22902
434.296.5984

ARCHITECT NOTE:
ALL NOTES REQUESTING VERIFICATION,
CONFIRMATION, OR INFORMATION THAT ARE
NOT ANSWERED ARE ASSUMED TO BE
CORRECT AS SHOWN ON THESE DRAWINGS.

STAMPS/ SUBMITTALS:

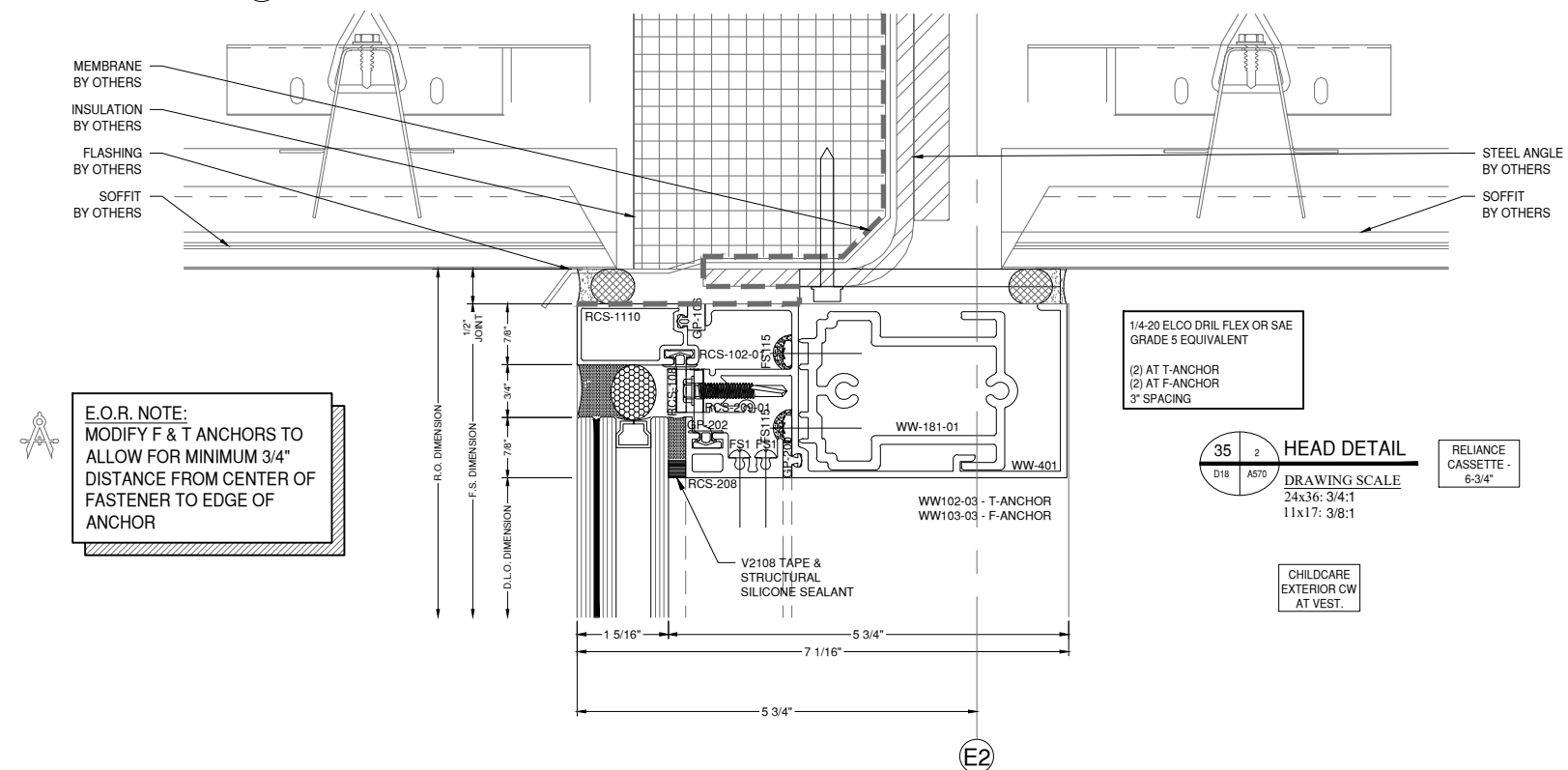
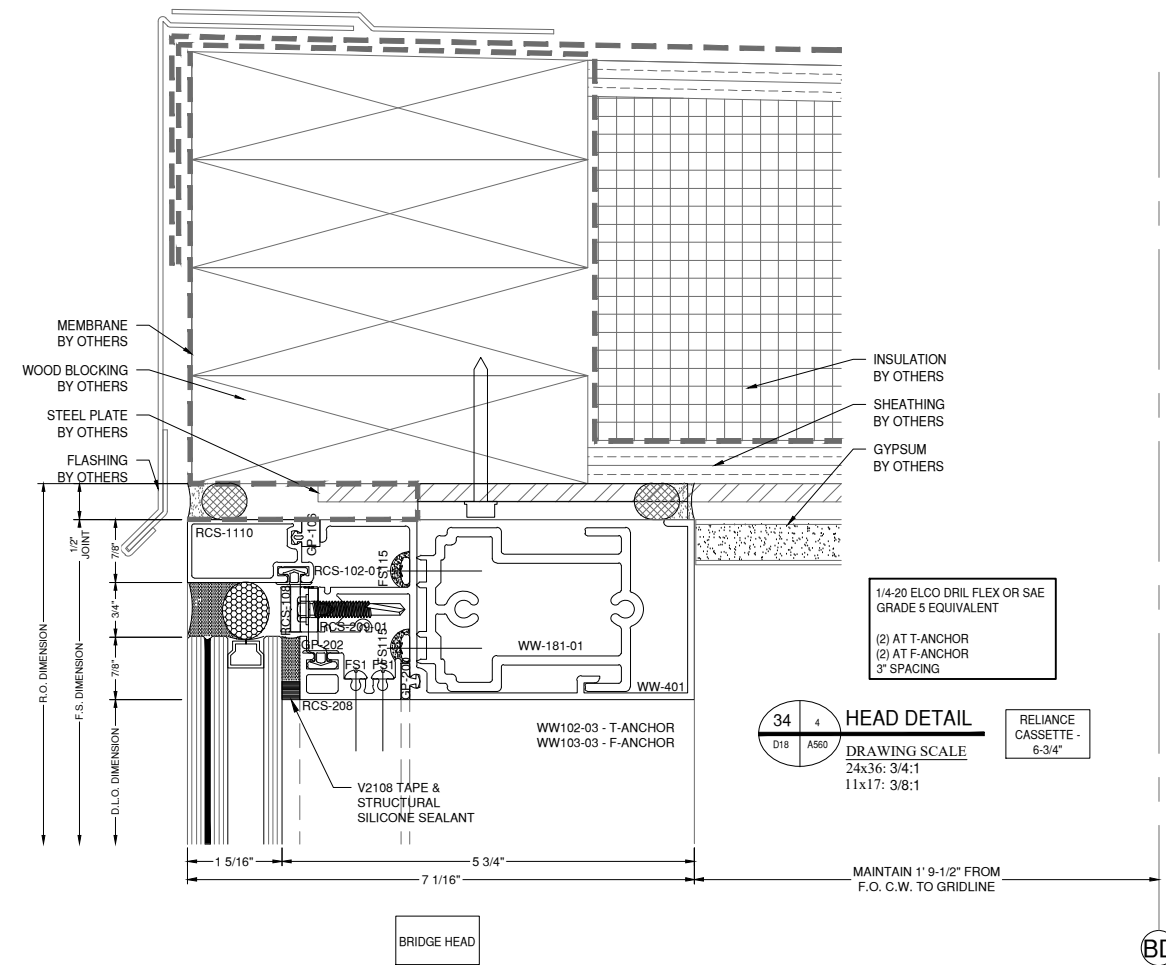
| REVISION | DATE |
|----------|------------|
| 0 | 10.28.2024 |
| 1 | 02.17.2025 |
| 2 | 03.03.2025 |
| 3 | 03.31.2025 |
| 4 | 06.11.2025 |
| 5 | 08.08.2025 |
| 6 | 09.02.2025 |
| 7 | 09.15.2025 |
| 8 | 10.16.2025 |
| 9 | 10.21.2025 |
| 10 | 10.31.2025 |
| 11 | 11.20.2025 |
| 12 | 01.09.2026 |
| 13 | 01.21.2026 |
| 14 | 02.12.2026 |
| 15 | 02.25.2026 |

PROJECT NUMBER:
24-323

PROJECT NAME:
OMVHS

SHEET DESCRIPTION:
DETAILS

SHEET:
D18



NOTE:
FASTENERS SHOWN FOR LOCATION
REFERENCE ONLY. FASTENER TYPE, SIZE
AND SPACING ARE TO BE DETERMINED
BY THE PROFESSIONAL ENGINEER.

NOTE:
ALL DIMENSIONS TO BE FIELD
VERIFIED PRIOR TO FABRICATION

GLAZING CONTRACTOR

999 STREET, ST
CITY, STATE 99999
PH: 999.999.9999

MP drafting
& design

www.MPDRAFTING.com
P: 248.522.7096
F: 248.522.7030

ARCHITECT:

VMDO ARCHITECTS
200 E. MARKET ST.
CHARLOTTESVILLE, VA 22902
434.296.5984

ARCHITECT NOTE:
ALL NOTES REQUESTING VERIFICATION,
CONFIRMATION, OR INFORMATION THAT ARE
NOT ANSWERED ARE ASSUMED TO BE
CORRECT AS SHOWN ON THESE DRAWINGS.

STAMPS/ SUBMITTALS:

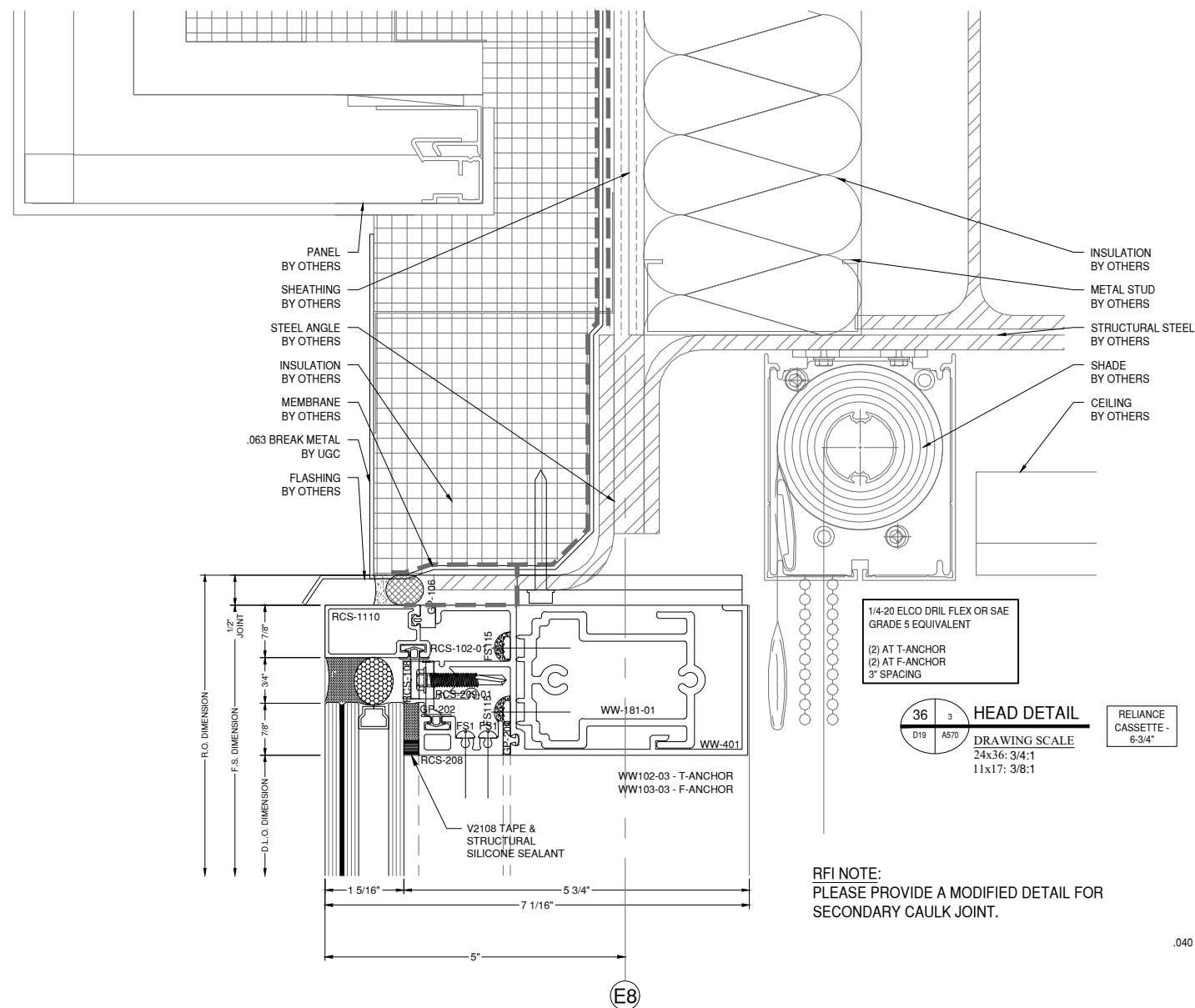
| REVISION | DATE |
|----------|------------|
| 0 | 10.28.2024 |
| 1 | 02.17.2025 |
| 2 | 03.03.2025 |
| 3 | 03.31.2025 |
| 4 | 06.11.2025 |
| 5 | 08.08.2025 |
| 6 | 09.02.2025 |
| 7 | 09.15.2025 |
| 8 | 10.16.2025 |
| 9 | 10.21.2025 |
| 10 | 10.31.2025 |
| 11 | 11.20.2025 |
| 12 | 01.09.2026 |
| 13 | 01.21.2026 |
| 14 | 02.12.2026 |
| 15 | 02.25.2026 |

PROJECT NUMBER:
24-323

PROJECT NAME:
OMVHS

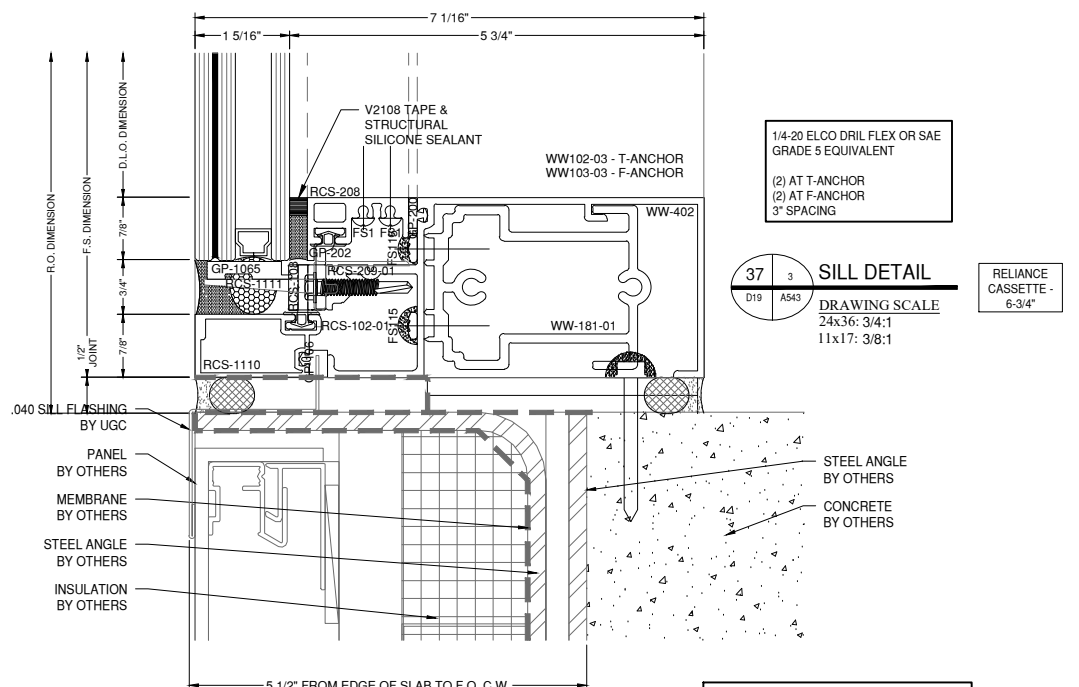
SHEET DESCRIPTION:
DETAILS

SHEET:
D19

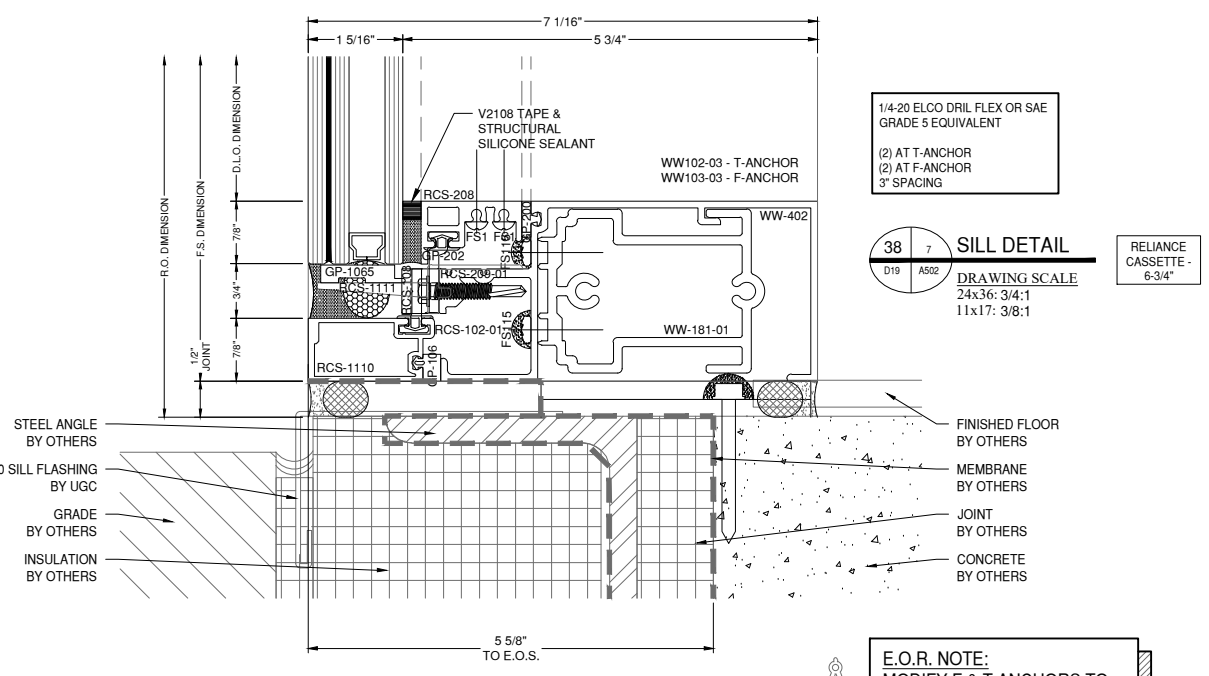


E.O.R. NOTE:
MODIFY F & T ANCHORS TO
ALLOW FOR MINIMUM 3/4"
DISTANCE FROM CENTER OF
FASTENER TO EDGE OF
ANCHOR

RFI NOTE:
PLEASE PROVIDE A MODIFIED DETAIL FOR
SECONDARY CAULK JOINT.



E.O.R. NOTE:
MODIFY F & T ANCHORS TO
ALLOW FOR MINIMUM 3/4"
DISTANCE FROM CENTER OF
FASTENER TO EDGE OF
ANCHOR



E.O.R. NOTE:
MODIFY F & T ANCHORS TO
ALLOW FOR MINIMUM 3/4"
DISTANCE FROM CENTER OF
FASTENER TO EDGE OF
ANCHOR

NOTE:
FASTENERS SHOWN FOR LOCATION
REFERENCE ONLY. FASTENER TYPE, SIZE
AND SPACING ARE TO BE DETERMINED
BY THE PROFESSIONAL ENGINEER.

NOTE:
ALL DIMENSIONS TO BE FIELD
VERIFIED PRIOR TO FABRICATION

GLAZING CONTRACTOR

999 STREET, ST
CITY, STATE 99999
PH: 999.999.9999

MP drafting
& design

www.MPDRAFTING.com
P: 248.522.7096
F: 248.522.7030

ARCHITECT:

VMDO ARCHITECTS
200 E. MARKET ST.
CHARLOTTESVILLE, VA 22902
434.296.5984

ARCHITECT NOTE:
ALL NOTES REQUESTING VERIFICATION,
CONFIRMATION, OR INFORMATION THAT ARE
NOT ANSWERED ARE ASSUMED TO BE
CORRECT AS SHOWN ON THESE DRAWINGS.

STAMPS/ SUBMITTALS:

| REVISION | DATE |
|----------|------------|
| 0 | 10.28.2024 |
| 1 | 02.17.2025 |
| 2 | 03.03.2025 |
| 3 | 03.31.2025 |
| 4 | 06.11.2025 |
| 5 | 08.08.2025 |
| 6 | 09.02.2025 |
| 7 | 09.15.2025 |
| 8 | 10.16.2025 |
| 9 | 10.21.2025 |
| 10 | 10.31.2025 |
| 11 | 11.20.2025 |
| 12 | 01.09.2026 |
| 13 | 01.21.2026 |
| 14 | 02.12.2026 |
| 15 | 02.25.2026 |

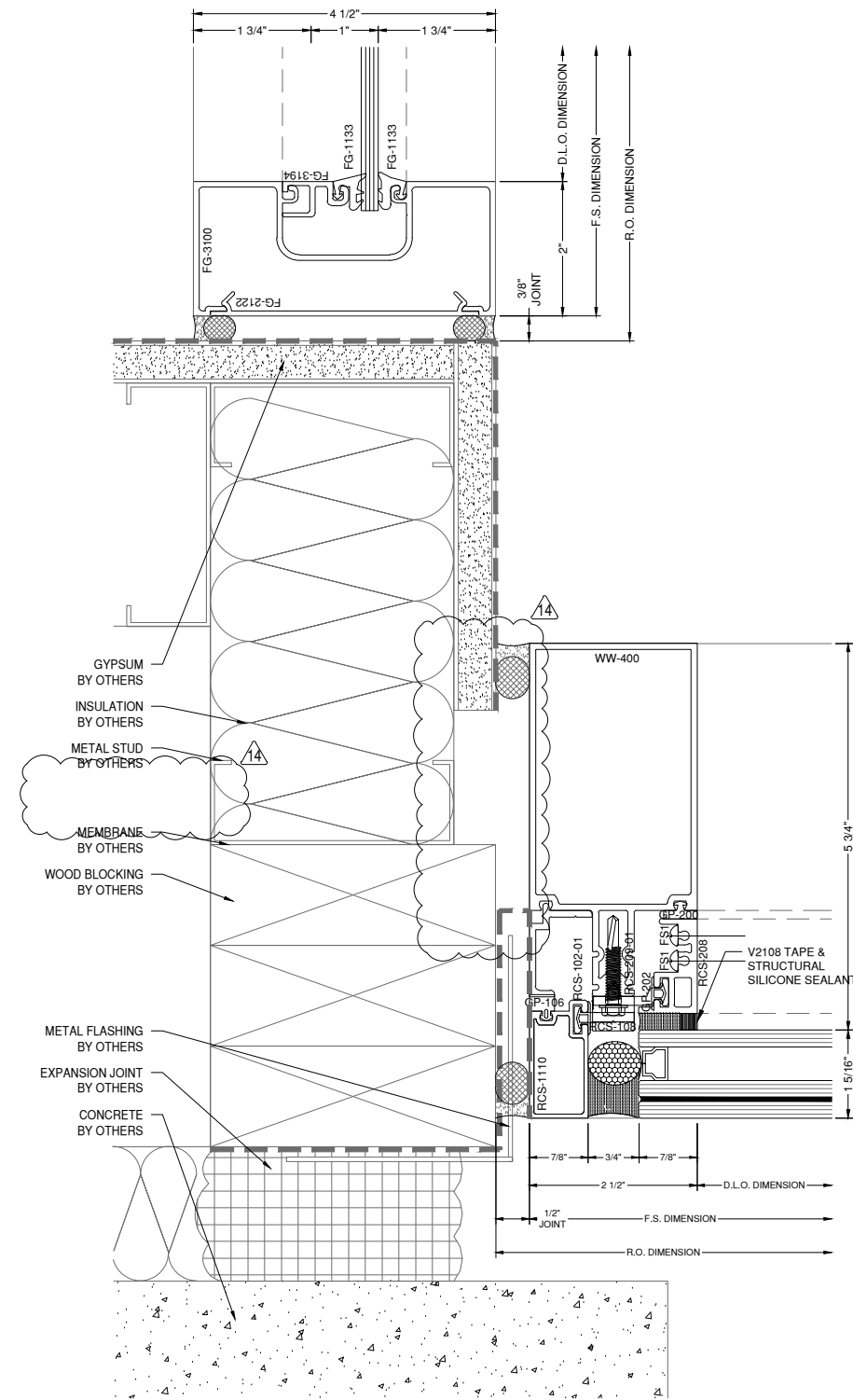
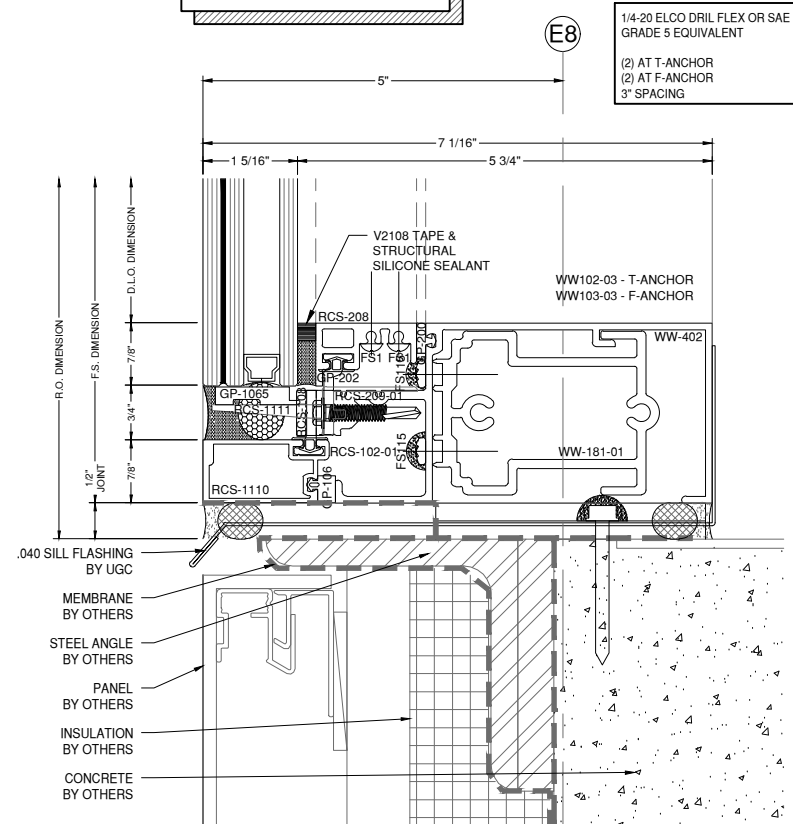
PROJECT NUMBER:
24-323

PROJECT NAME:
OMVHS

SHEET DESCRIPTION:
DETAILS

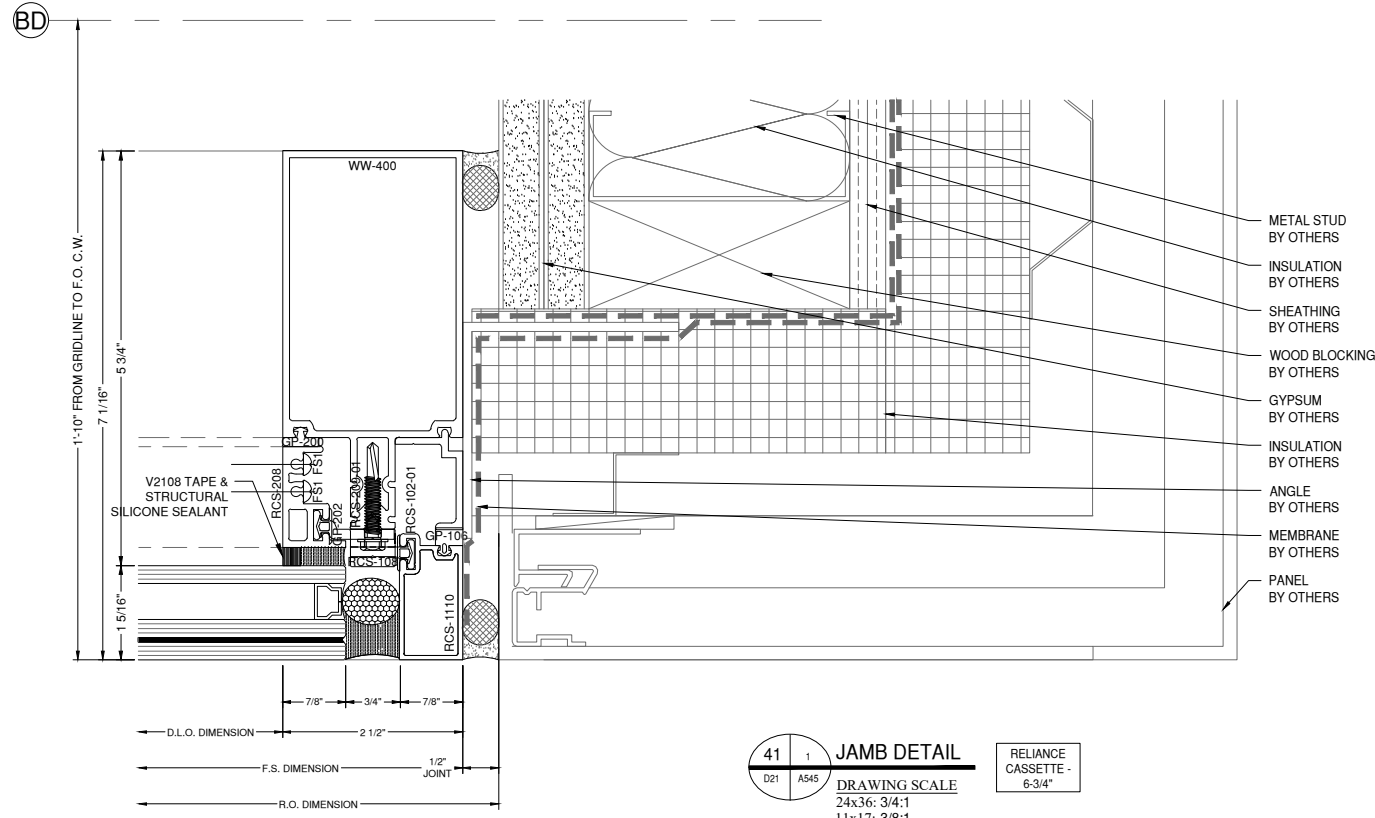
SHEET:
D20

E.O.R. NOTE:
MODIFY F & T ANCHORS TO
ALLOW FOR MINIMUM 3/4"
DISTANCE FROM CENTER OF
FASTENER TO EDGE OF
ANCHOR



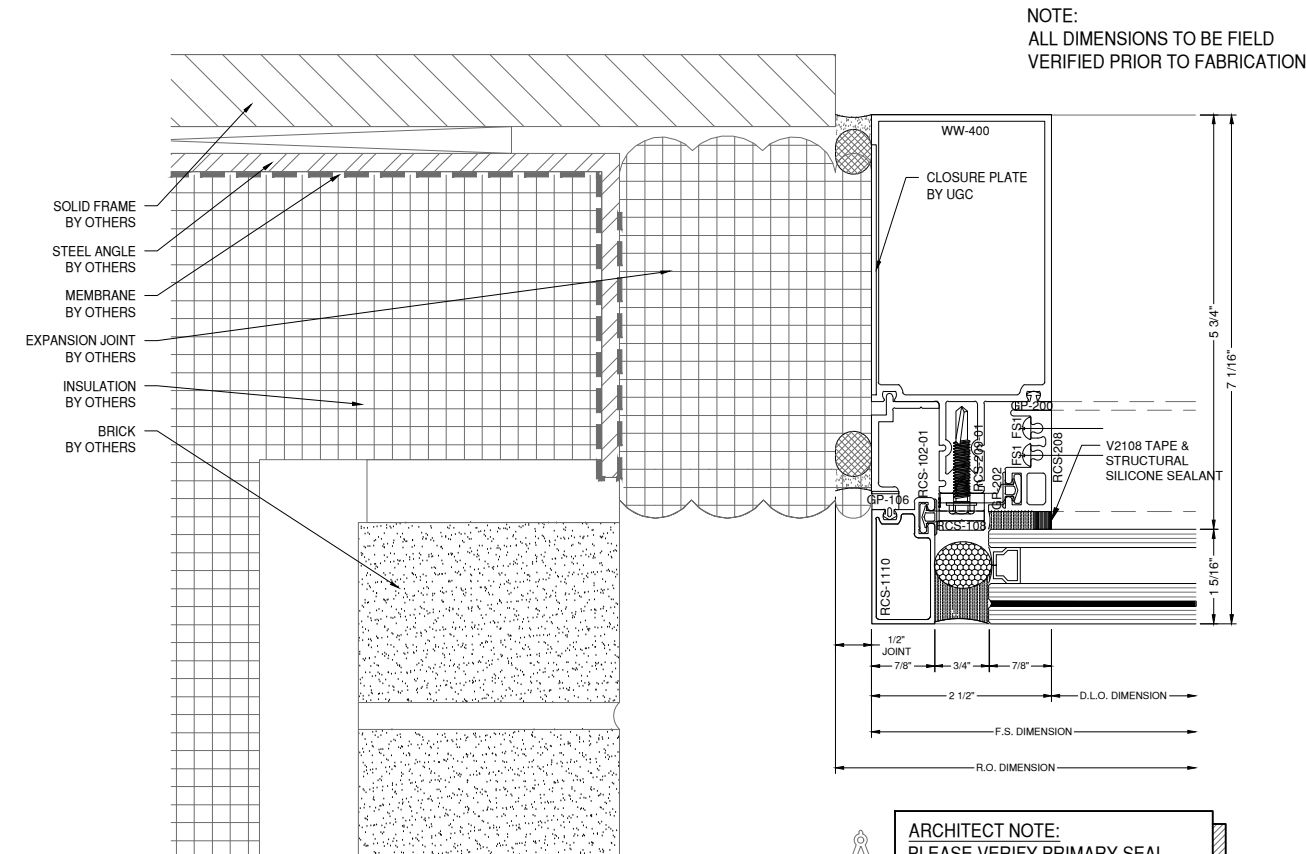
P.E. NOTE:
PLEASE CONFIRM STEEL
REINFORCEMENT ISN'T NEEDED

NOTE:
FASTENERS SHOWN FOR LOCATION
REFERENCE ONLY. FASTENER TYPE, SIZE
AND SPACING ARE TO BE DETERMINED
BY THE PROFESSIONAL ENGINEER.



41 JAMB DETAIL
DRAWING SCALE
24x36: 3/4:1
11x17: 3/8:1

RELiance CASSETTE -
6-3/4"

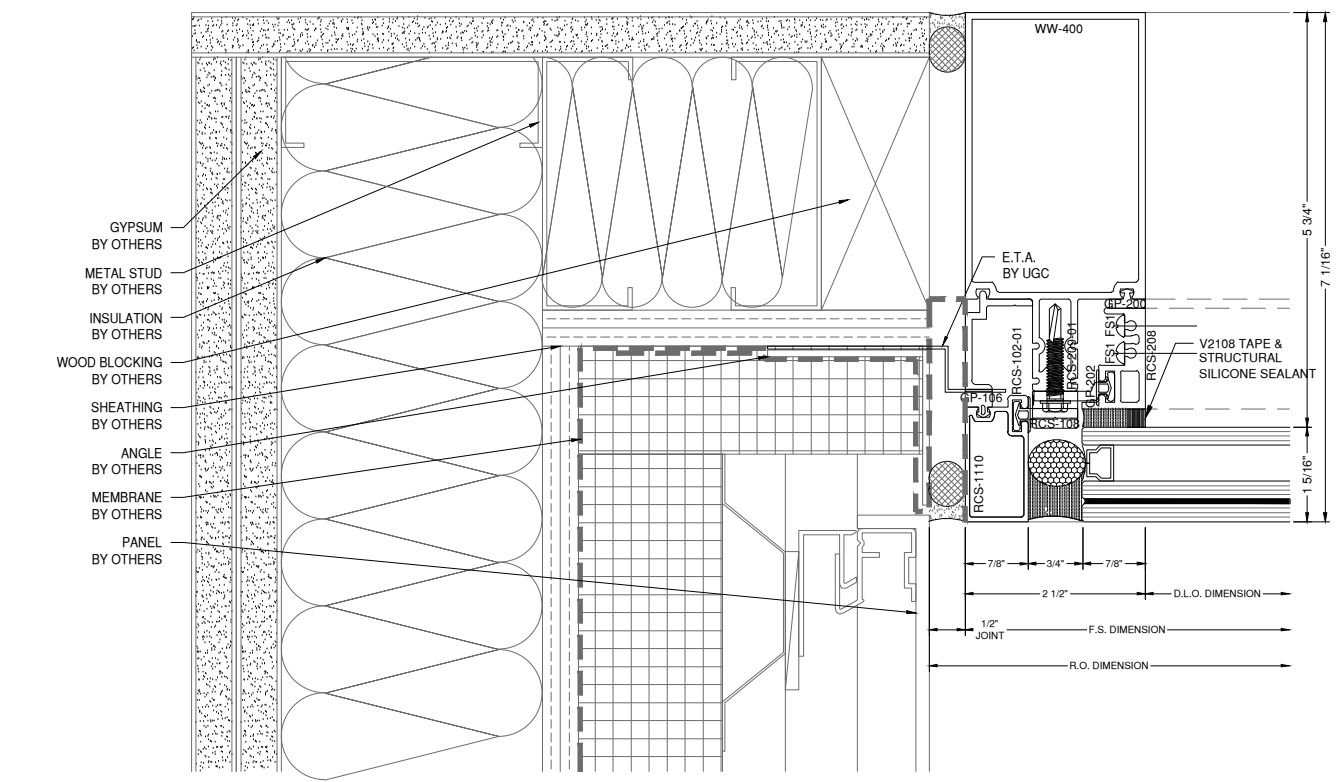


43 JAMB DETAIL
DRAWING SCALE
24x36: 3/4:1
11x17: 3/8:1

RELiance CASSETTE -
6-3/4"

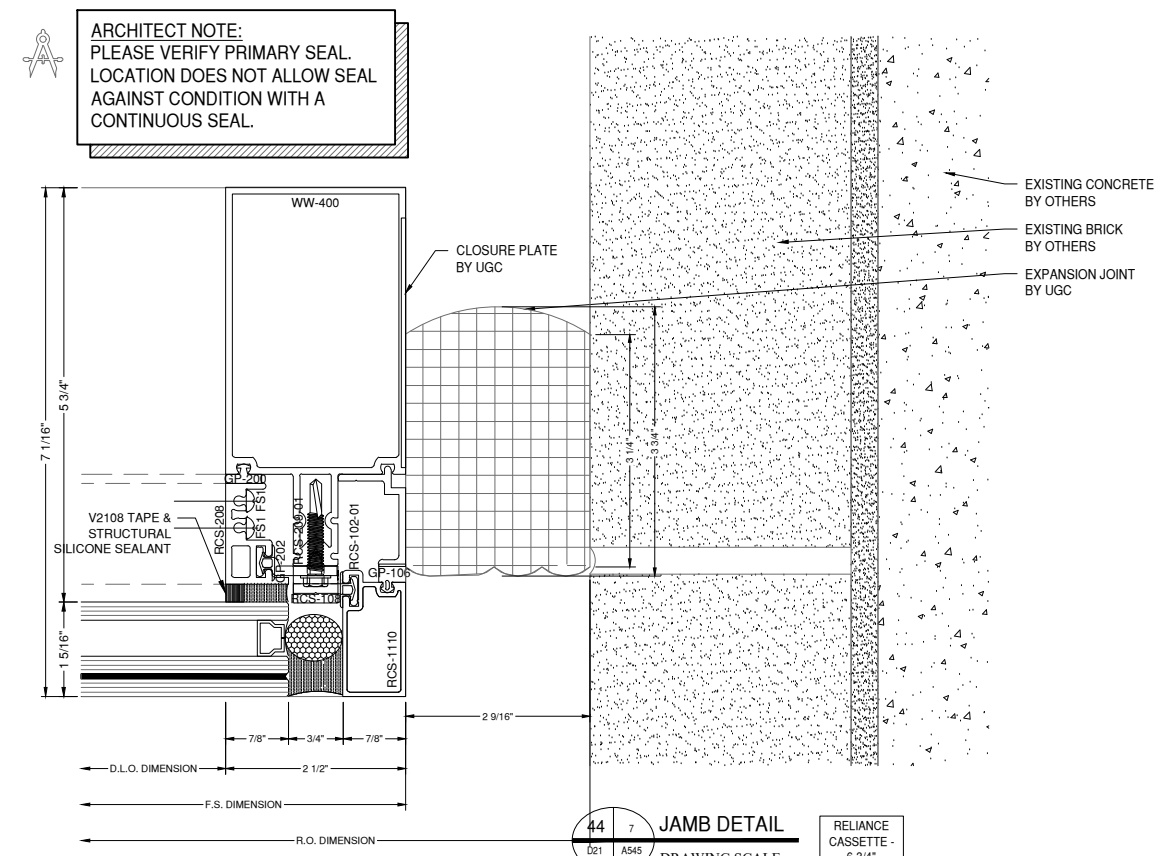
ARCHITECT NOTE:
PLEASE VERIFY PRIMARY SEAL
LOCATION DOES NOT ALLOW SEAL
AGAINST CONDITION WITH A
CONTINUOUS SEAL.

NOTE:
ALL DIMENSIONS TO BE FIELD
VERIFIED PRIOR TO FABRICATION



42 JAMB DETAIL
DRAWING SCALE
24x36: 3/4:1
11x17: 3/8:1

RELiance CASSETTE -
6-3/4"



44 JAMB DETAIL
DRAWING SCALE
24x36: 3/4:1
11x17: 3/8:1

RELiance CASSETTE -
6-3/4"

ARCHITECT NOTE:
PLEASE VERIFY PRIMARY SEAL
LOCATION DOES NOT ALLOW SEAL
AGAINST CONDITION WITH A
CONTINUOUS SEAL.

GLAZING CONTRACTOR

999 STREET, ST
CITY, STATE 99999
PH: 999.999.9999

**MP drafting
& design**
www.MPDRAFTING.com
P: 248.522.7096
F: 248.522.7030

ARCHITECT:
VMDO ARCHITECTS
200 E. MARKET ST.
CHARLOTTESVILLE, VA 22902
434.296.5984

ARCHITECT NOTE:
ALL NOTES REQUESTING VERIFICATION,
CONFIRMATION, OR INFORMATION THAT ARE
NOT ANSWERED ARE ASSUMED TO BE
CORRECT AS SHOWN ON THESE DRAWINGS.

STAMPS/ SUBMITTALS:

| REVISION | DATE |
|----------|------------|
| 0 | 10.28.2024 |
| 1 | 02.17.2025 |
| 2 | 03.03.2025 |
| 3 | 03.31.2025 |
| 4 | 06.11.2025 |
| 5 | 08.08.2025 |
| 6 | 09.15.2025 |
| 7 | 09.15.2025 |
| 8 | 10.16.2025 |
| 9 | 10.21.2025 |
| 10 | 10.31.2025 |
| 11 | 11.20.2025 |
| 12 | 01.09.2026 |
| 13 | 01.21.2026 |
| 14 | 02.12.2026 |
| 15 | 02.25.2026 |

PROJECT NUMBER:
24-323

PROJECT NAME:
OMVHS

SHEET DESCRIPTION:
DETAILS

SHEET:
D21

NOTE:
FASTENERS SHOWN FOR LOCATION
REFERENCE ONLY. FASTENER TYPE, SIZE
AND SPACING ARE TO BE DETERMINED
BY THE PROFESSIONAL ENGINEER.

NOTE:
ALL DIMENSIONS TO BE FIELD
VERIFIED PRIOR TO FABRICATION

GLAZING CONTRACTOR

999 STREET, ST
CITY, STATE 99999
PH: 999.999.9999

MP drafting
& design

www.MPDRAFTING.com
P: 248.522.7096
F: 248.522.7030

ARCHITECT:

VMDO ARCHITECTS
200 E. MARKET ST.
CHARLOTTESVILLE, VA 22902
434.296.5984

ARCHITECT NOTE:
ALL NOTES REQUESTING VERIFICATION,
CONFIRMATION, OR INFORMATION THAT ARE
NOT ANSWERED ARE ASSUMED TO BE
CORRECT AS SHOWN ON THESE DRAWINGS.

STAMPS/ SUBMITTALS:

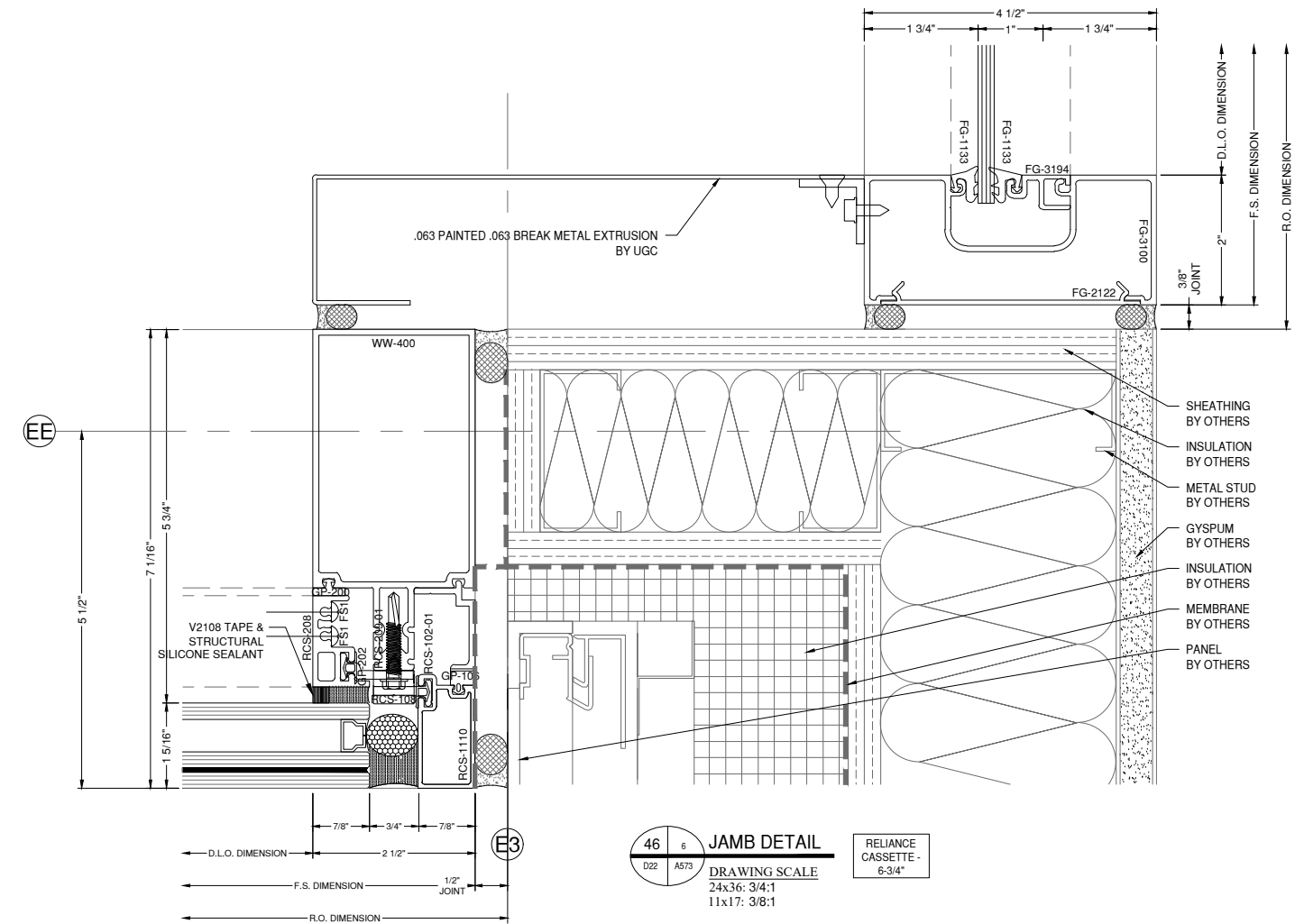
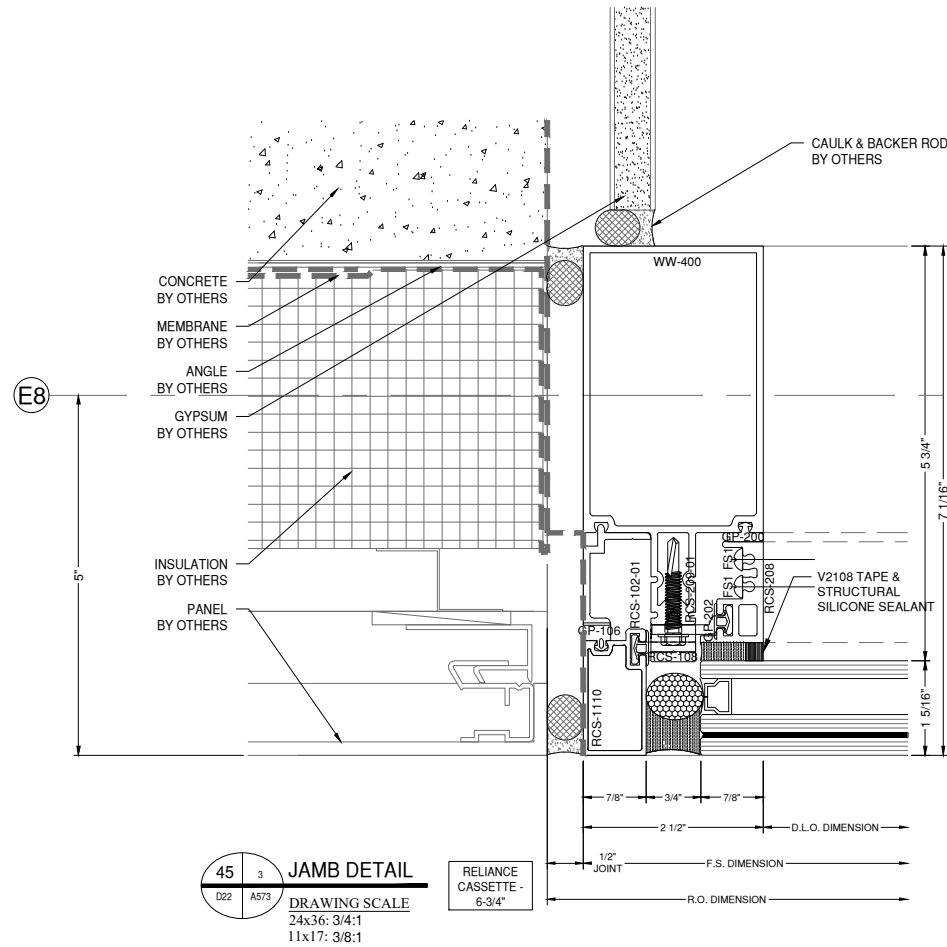
| REVISION | DATE |
|----------|------------|
| 0 | 10.28.2024 |
| 1 | 02.17.2025 |
| 2 | 03.03.2025 |
| 3 | 03.31.2025 |
| 4 | 06.11.2025 |
| 5 | 08.08.2025 |
| 6 | 09.02.2025 |
| 7 | 09.15.2025 |
| 8 | 10.16.2025 |
| 9 | 10.21.2025 |
| 10 | 10.31.2025 |
| 11 | 11.20.2025 |
| 12 | 01.09.2026 |
| 13 | 01.21.2026 |
| 14 | 02.12.2026 |
| 15 | 02.25.2026 |

PROJECT NUMBER:
24-323

PROJECT NAME:
OMVHS

SHEET DESCRIPTION:
DETAILS

SHEET:
D22



NOTE:
FASTENERS SHOWN FOR LOCATION
REFERENCE ONLY. FASTENER TYPE, SIZE
AND SPACING ARE TO BE DETERMINED
BY THE PROFESSIONAL ENGINEER.

NOTE:
ALL DIMENSIONS TO BE FIELD
VERIFIED PRIOR TO FABRICATION

GLAZING CONTRACTOR

999 STREET, ST
CITY, STATE 99999
PH: 999.999.9999



www.MPDRAFTING.com
P: 248.522.7096
F: 248.522.7030

ARCHITECT:

VMDO ARCHITECTS
200 E. MARKET ST.
CHARLOTTESVILLE, VA 22902
434.296.5984

ARCHITECT NOTE:
ALL NOTES REQUESTING VERIFICATION,
CONFIRMATION, OR INFORMATION THAT ARE
NOT ANSWERED ARE ASSUMED TO BE
CORRECT AS SHOWN ON THESE DRAWINGS.

STAMPS/ SUBMITTALS:

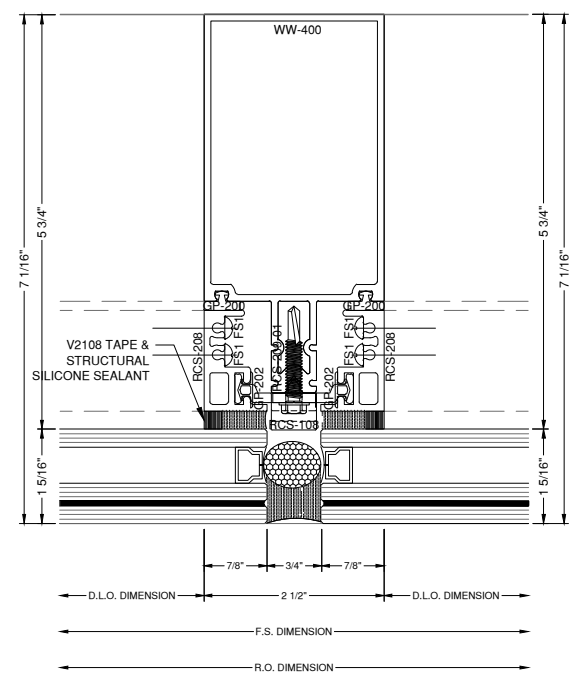
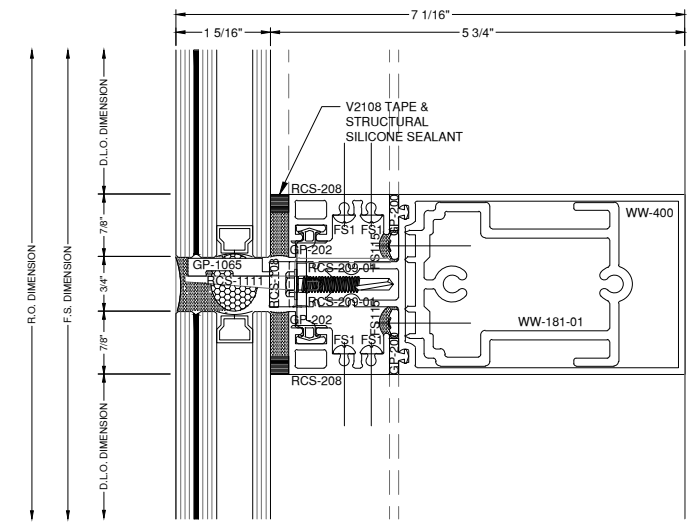
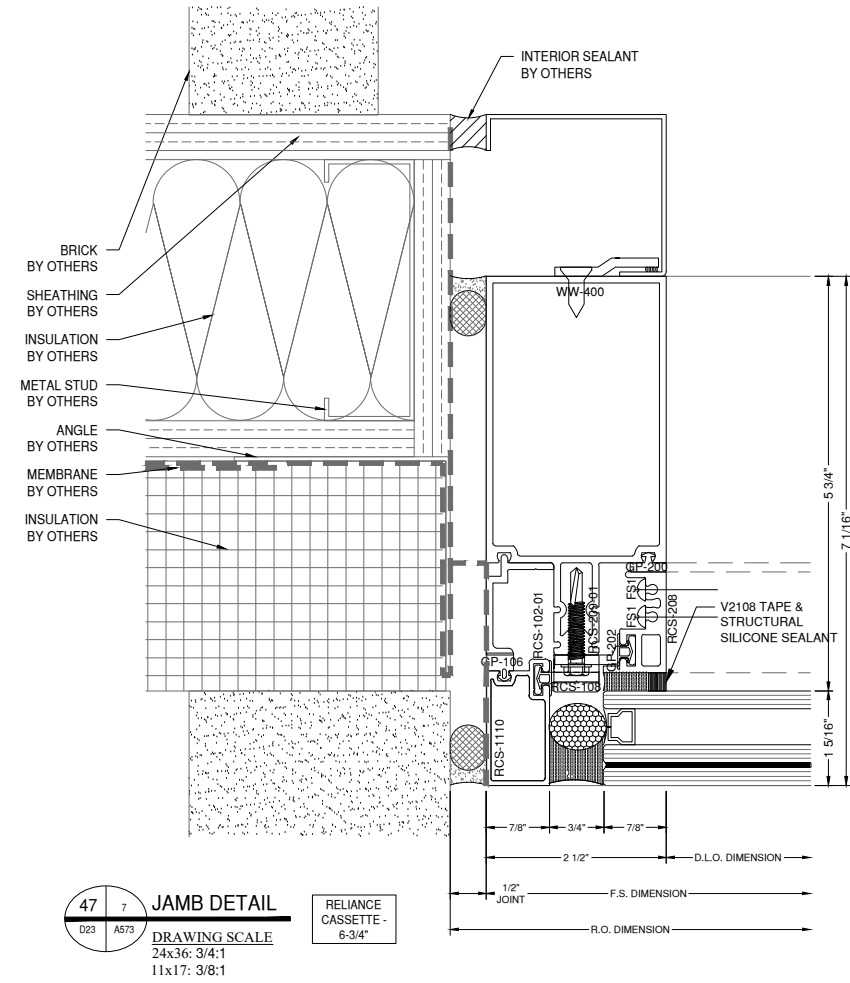
| REVISION | DATE |
|----------|------------|
| 0 | 10.28.2024 |
| 1 | 02.17.2025 |
| 2 | 03.03.2025 |
| 3 | 03.31.2025 |
| 4 | 06.11.2025 |
| 5 | 08.08.2025 |
| 6 | 09.02.2025 |
| 7 | 09.15.2025 |
| 8 | 10.16.2025 |
| 9 | 10.21.2025 |
| 10 | 10.31.2025 |
| 11 | 11.20.2025 |
| 12 | 01.09.2026 |
| 13 | 01.21.2026 |
| 14 | 02.12.2026 |
| 15 | 02.25.2026 |

PROJECT NUMBER:
24-323

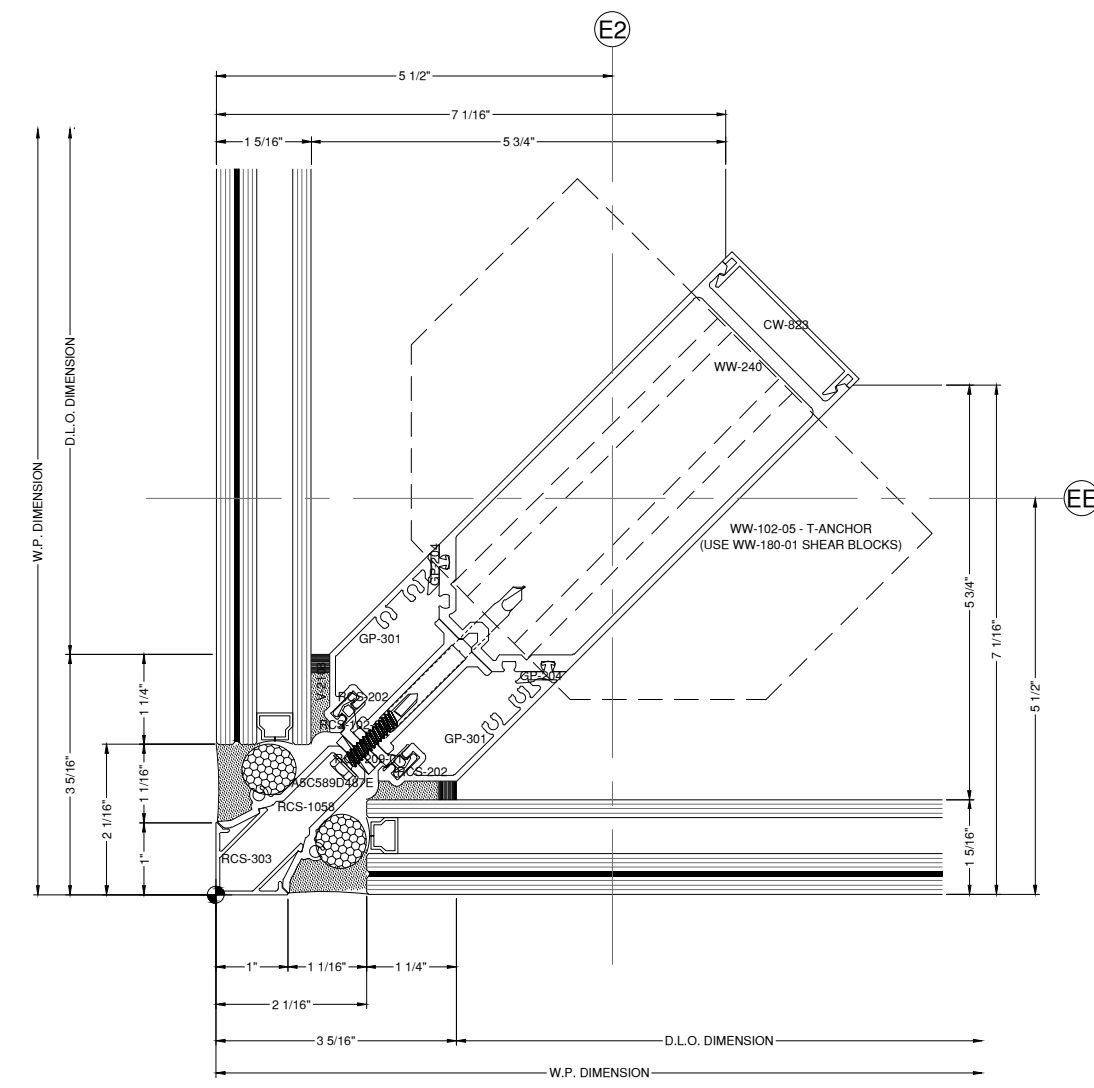
PROJECT NAME:
OMVHS

SHEET DESCRIPTION:
DETAILS

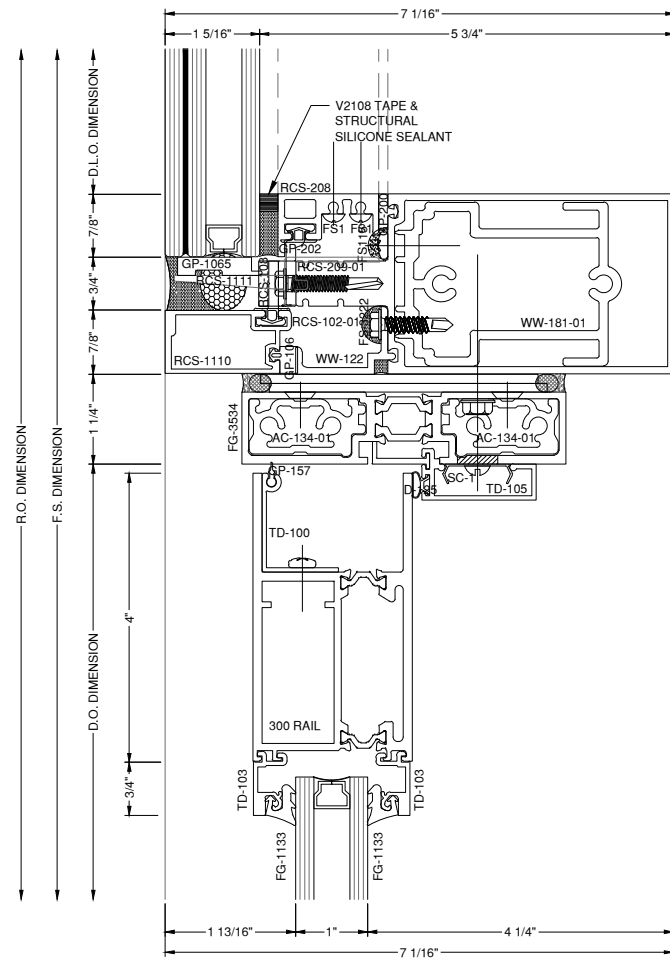
SHEET:
D23



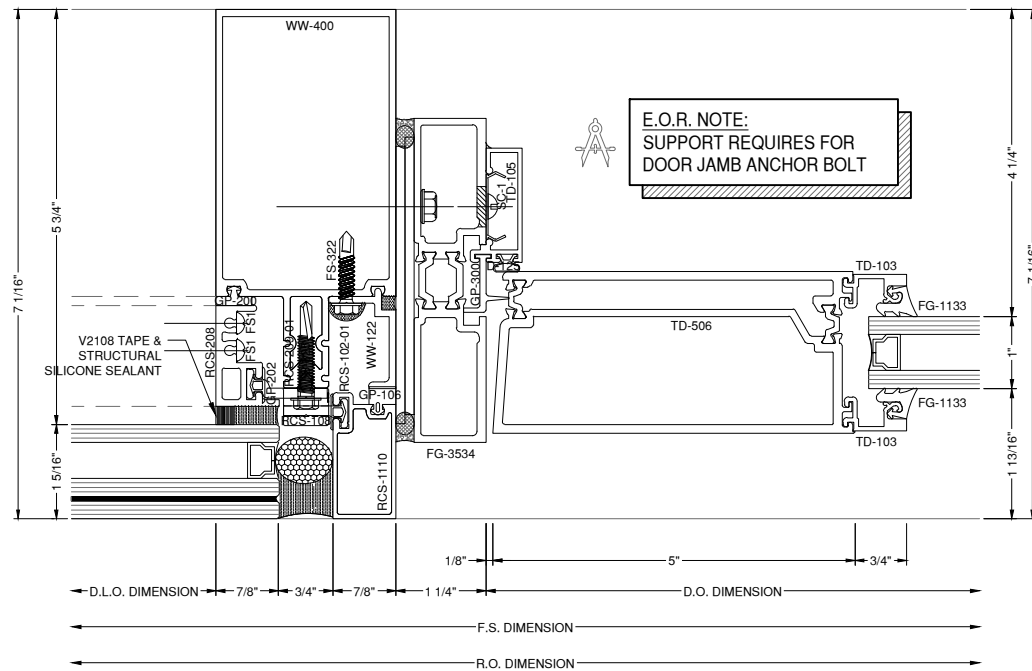
P.E. NOTE:
PLEASE CONFIRM STEEL
REINFORCEMENT ISN'T NEEDED



NOTE:
FASTENERS SHOWN FOR LOCATION
REFERENCE ONLY. FASTENER TYPE, SIZE
AND SPACING ARE TO BE DETERMINED
BY THE PROFESSIONAL ENGINEER.

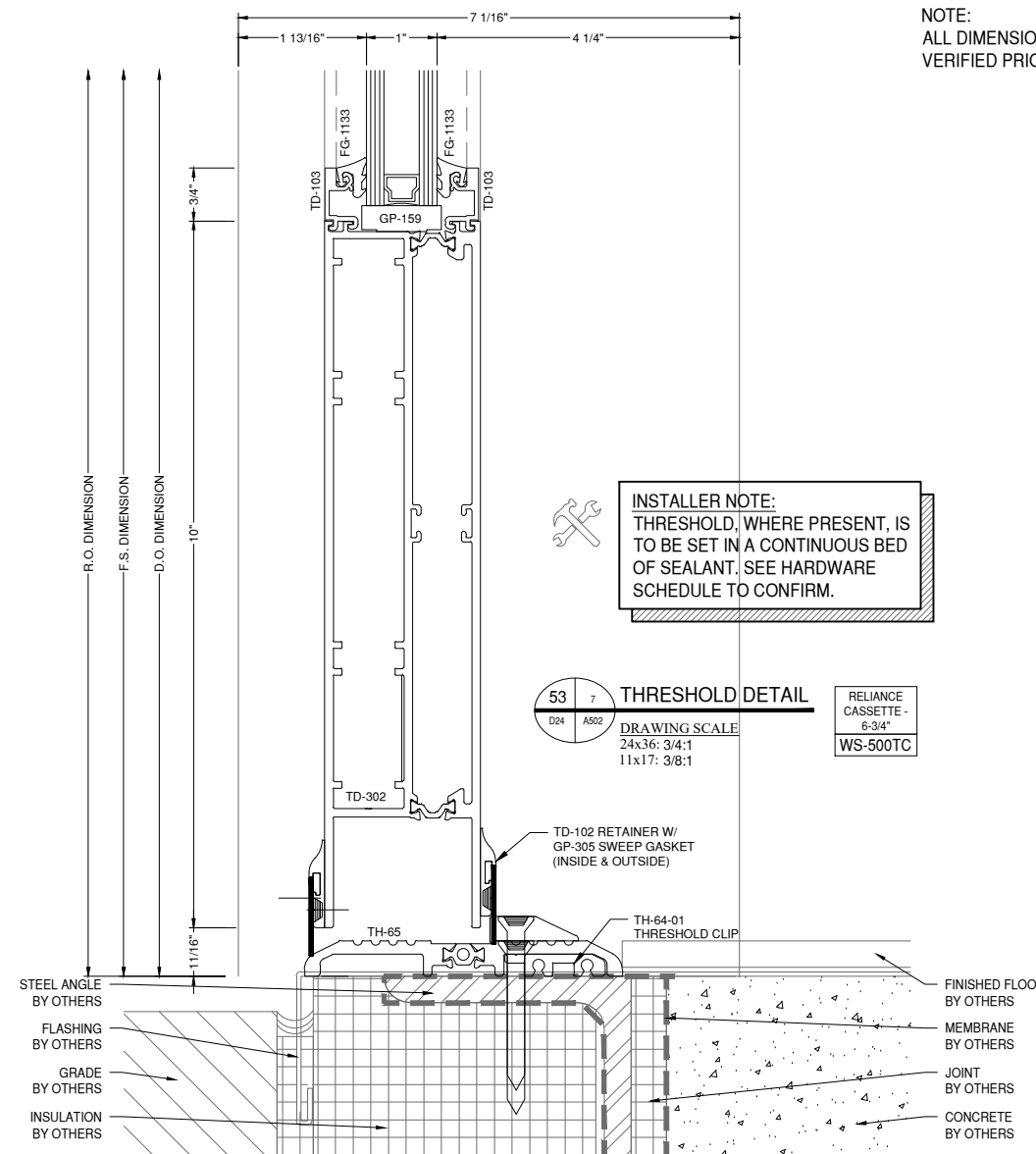


51 DOOR HEAD DETAIL
DRAWING SCALE
24x36: 3/4:1
11x17: 3/8:1
RELIANCE CASSETTE - 6-3/4" WS-500TC



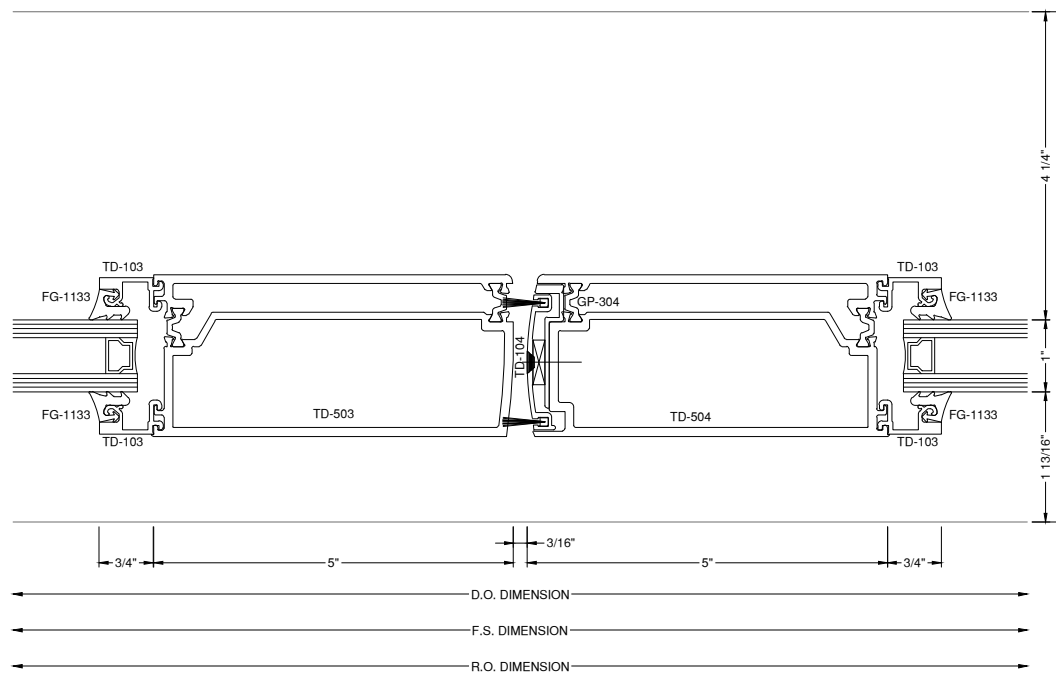
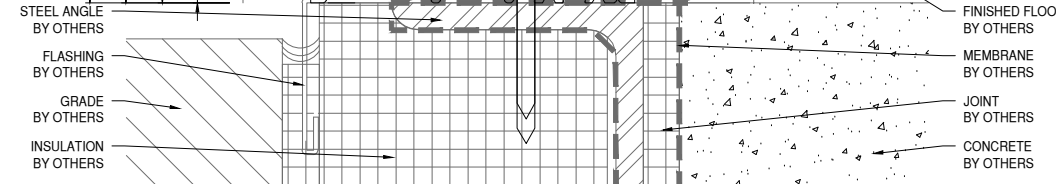
52 DOOR JAMB DETAIL
DRAWING SCALE
24x36: 3/4:1
11x17: 3/8:1
RELIANCE CASSETTE - 6-3/4" WS-500TC

NOTE:
ALL DIMENSIONS TO BE FIELD
VERIFIED PRIOR TO FABRICATION



INSTALLER NOTE:
THRESHOLD, WHERE PRESENT, IS
TO BE SET IN A CONTINUOUS BED
OF SEALANT. SEE HARDWARE
SCHEDULE TO CONFIRM.

53 THRESHOLD DETAIL
DRAWING SCALE
24x36: 3/4:1
11x17: 3/8:1
RELIANCE CASSETTE - 6-3/4" WS-500TC



52A MEETING STILE DETAIL
DRAWING SCALE
24x36: 3/4:1
11x17: 3/8:1
RELIANCE CASSETTE - 10-7/8" WS-500TC

GLAZING CONTRACTOR

999 STREET, ST
CITY, STATE 99999
PH: 999.999.9999



www.MPDRAFTING.com
P: 248.522.7096
F: 248.522.7030

ARCHITECT:

VMDO ARCHITECTS
200 E. MARKET ST.
CHARLOTTESVILLE, VA 22902
434.296.5984

ARCHITECT NOTE:
ALL NOTES REQUESTING VERIFICATION,
CONFIRMATION, OR INFORMATION THAT ARE
NOT ANSWERED ARE ASSUMED TO BE
CORRECT AS SHOWN ON THESE DRAWINGS.

STAMPS/ SUBMITTALS:

| REVISION | DATE |
|----------|------------|
| 0 | 10.28.2024 |
| 1 | 02.17.2025 |
| 2 | 03.03.2025 |
| 3 | 03.31.2025 |
| 4 | 06.11.2025 |
| 5 | 08.08.2025 |
| 6 | 09.02.2025 |
| 7 | 09.15.2025 |
| 8 | 10.16.2025 |
| 9 | 10.21.2025 |
| 10 | 10.31.2025 |
| 11 | 11.20.2025 |
| 12 | 01.09.2026 |
| 13 | 01.21.2026 |
| 14 | 02.12.2026 |
| 15 | 02.25.2026 |

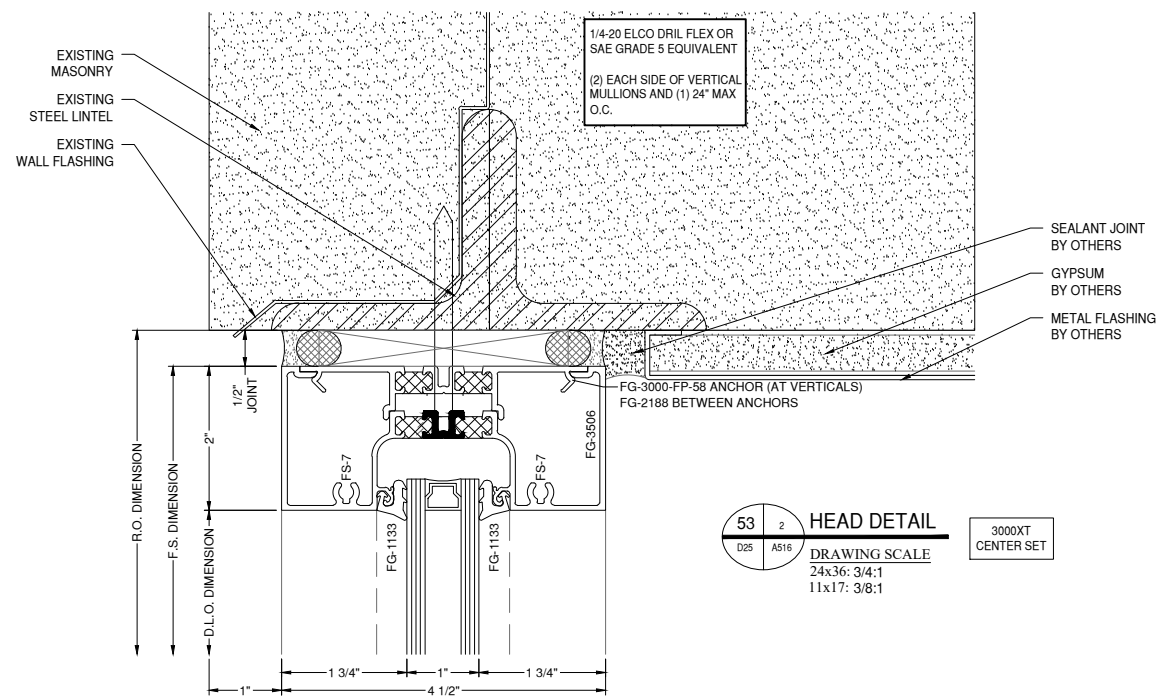
PROJECT NUMBER:
24-323

PROJECT NAME:
OMVHS

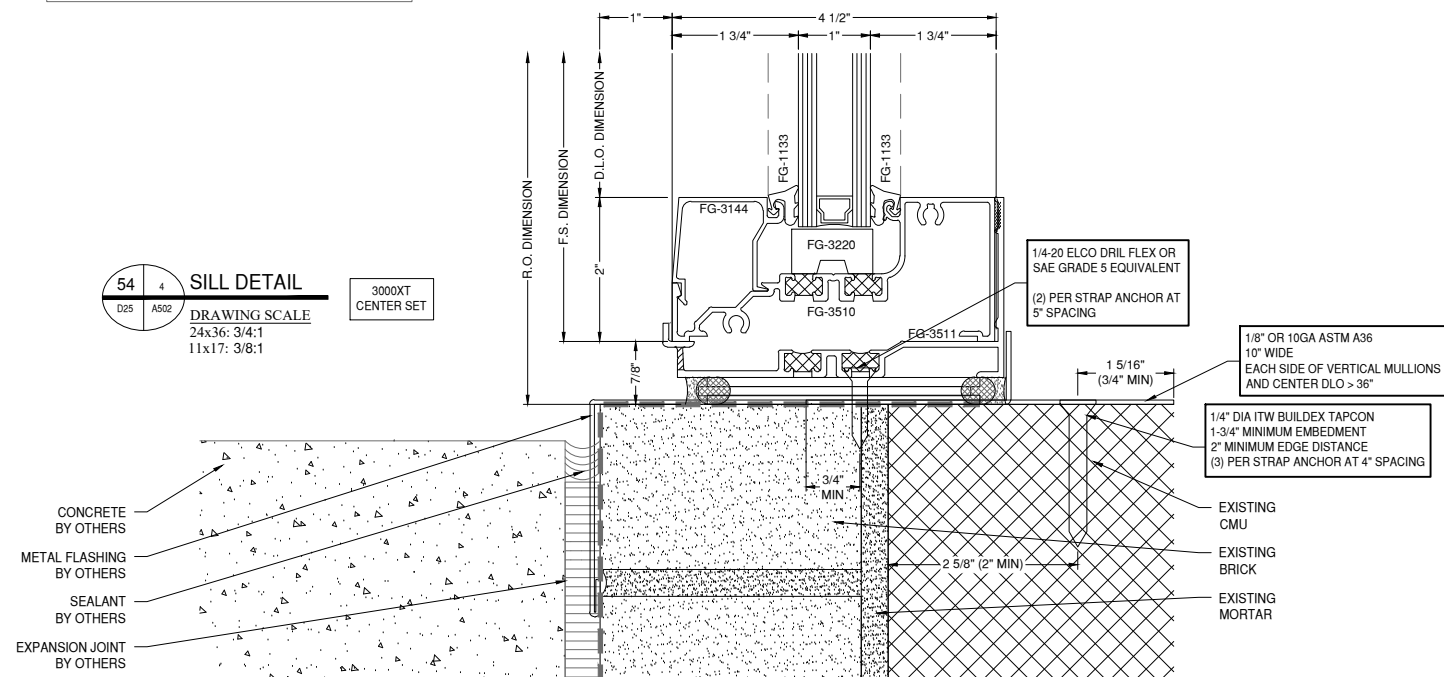
SHEET DESCRIPTION:
DETAILS

SHEET:
D24

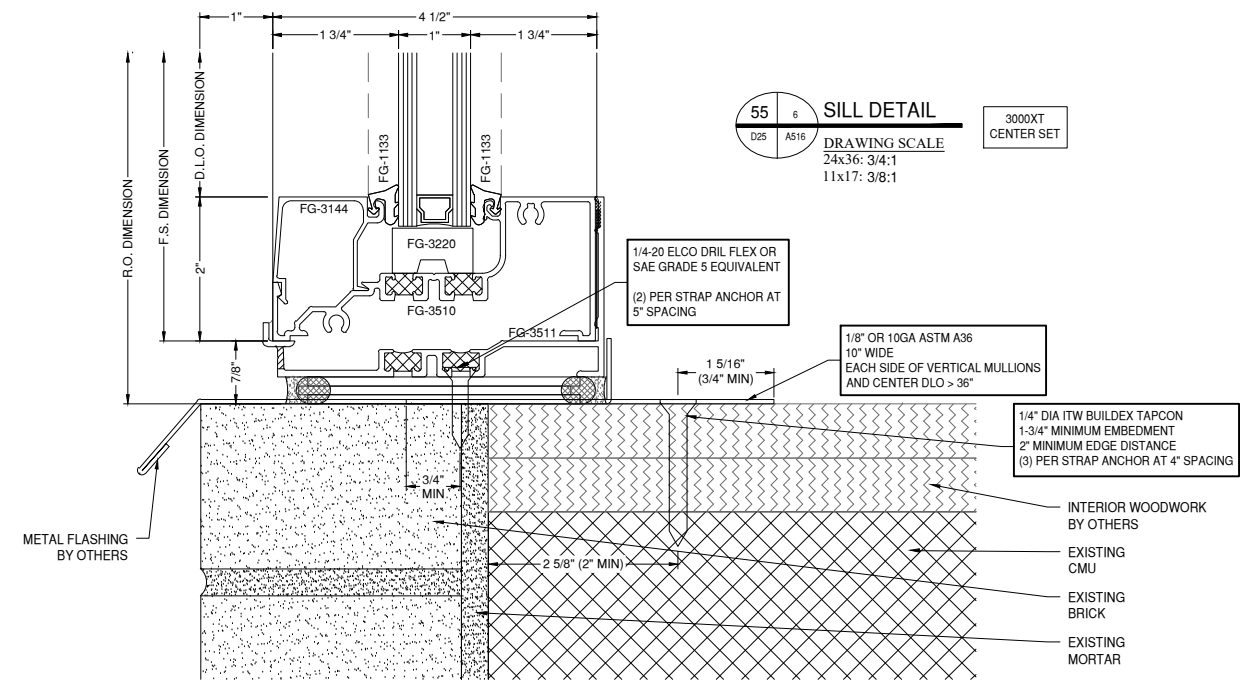
NOTE:
FASTENERS SHOWN FOR LOCATION
REFERENCE ONLY. FASTENER TYPE, SIZE
AND SPACING ARE TO BE DETERMINED
BY THE PROFESSIONAL ENGINEER.



NOTE:
MINIMUM EMBEDMENT TO BE PROVIDED
BY THE ENGINEER. TYPICAL OF ALL.

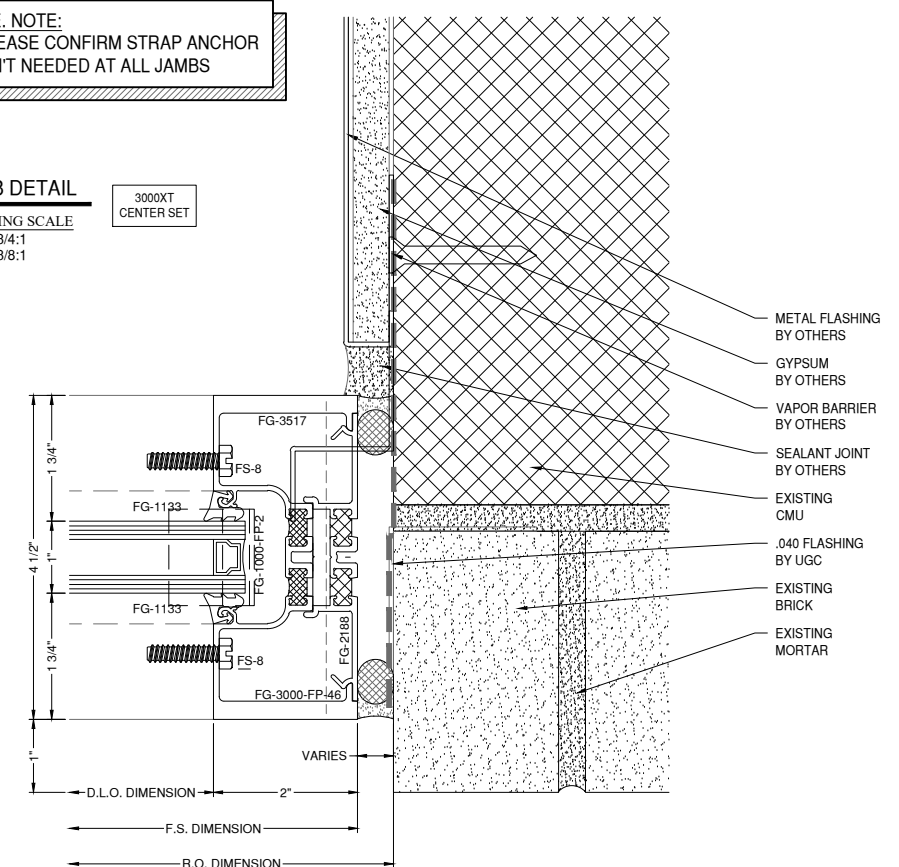


NOTE:
ALL DIMENSIONS TO BE FIELD
VERIFIED PRIOR TO FABRICATION



P.E. NOTE:
PLEASE CONFIRM STRAP ANCHOR
ISN'T NEEDED AT ALL JAMBS

56 10
D25 A516
JAMB DETAIL
DRAWING SCALE
24x36: 3/4:1
11x17: 3/8:1
3000XT CENTER SET



GLAZING CONTRACTOR

999 STREET, ST
CITY, STATE 99999

PH: 999.999.9999



www.MPDRAFTING.com
P: 248.522.7096
F: 248.522.7030

ARCHITECT:

VMDO ARCHITECTS

200 E. MARKET ST.
CHARLOTTESVILLE, VA 22902
434.296.5984

ARCHITECT NOTE:
ALL NOTES REQUESTING VERIFICATION,
CONFIRMATION, OR INFORMATION THAT ARE
NOT ANSWERED ARE ASSUMED TO BE
CORRECT AS SHOWN ON THESE DRAWINGS.

STAMPS/ SUBMITTALS:

| REVISION | DATE |
|----------|------------|
| 0 | 10.28.2024 |
| 1 | 02.17.2025 |
| 2 | 03.03.2025 |
| 3 | 03.31.2025 |
| 4 | 06.11.2025 |
| 5 | 08.08.2025 |
| 6 | 09.02.2025 |
| 7 | 09.15.2025 |
| 8 | 10.16.2025 |
| 9 | 10.21.2025 |
| 10 | 10.31.2025 |
| 11 | 11.20.2025 |
| 12 | 01.09.2026 |
| 13 | 01.21.2026 |
| 14 | 02.12.2026 |
| 15 | 02.25.2026 |

PROJECT NUMBER:
24-323

PROJECT NAME:
OMVHS

SHEET DESCRIPTION:
DETAILS

SHEET:
D25

NOTE:
FASTENERS SHOWN FOR LOCATION
REFERENCE ONLY. FASTENER TYPE, SIZE
AND SPACING ARE TO BE DETERMINED
BY THE PROFESSIONAL ENGINEER.

NOTE:
ALL DIMENSIONS TO BE FIELD
VERIFIED PRIOR TO FABRICATION

GLAZING CONTRACTOR

999 STREET, ST
CITY, STATE 99999
PH: 999.999.9999



www.MPDRAFTING.com
P: 248.522.7096
F: 248.522.7030

ARCHITECT:

VMDO ARCHITECTS
200 E. MARKET ST.
CHARLOTTESVILLE, VA 22902
434.296.5984

ARCHITECT NOTE:
ALL NOTES REQUESTING VERIFICATION,
CONFIRMATION, OR INFORMATION THAT ARE
NOT ANSWERED ARE ASSUMED TO BE
CORRECT AS SHOWN ON THESE DRAWINGS.

STAMPS/ SUBMITTALS:

| REVISION | DATE |
|----------|------------|
| 0 | 10.28.2024 |
| 1 | 02.17.2025 |
| 2 | 03.03.2025 |
| 3 | 03.31.2025 |
| 4 | 06.11.2025 |
| 5 | 08.08.2025 |
| 6 | 09.02.2025 |
| 7 | 09.15.2025 |
| 8 | 10.16.2025 |
| 9 | 10.21.2025 |
| 10 | 10.31.2025 |
| 11 | 11.20.2025 |
| 12 | 01.09.2026 |
| 13 | 01.21.2026 |
| 14 | 02.12.2026 |
| 15 | 02.25.2026 |

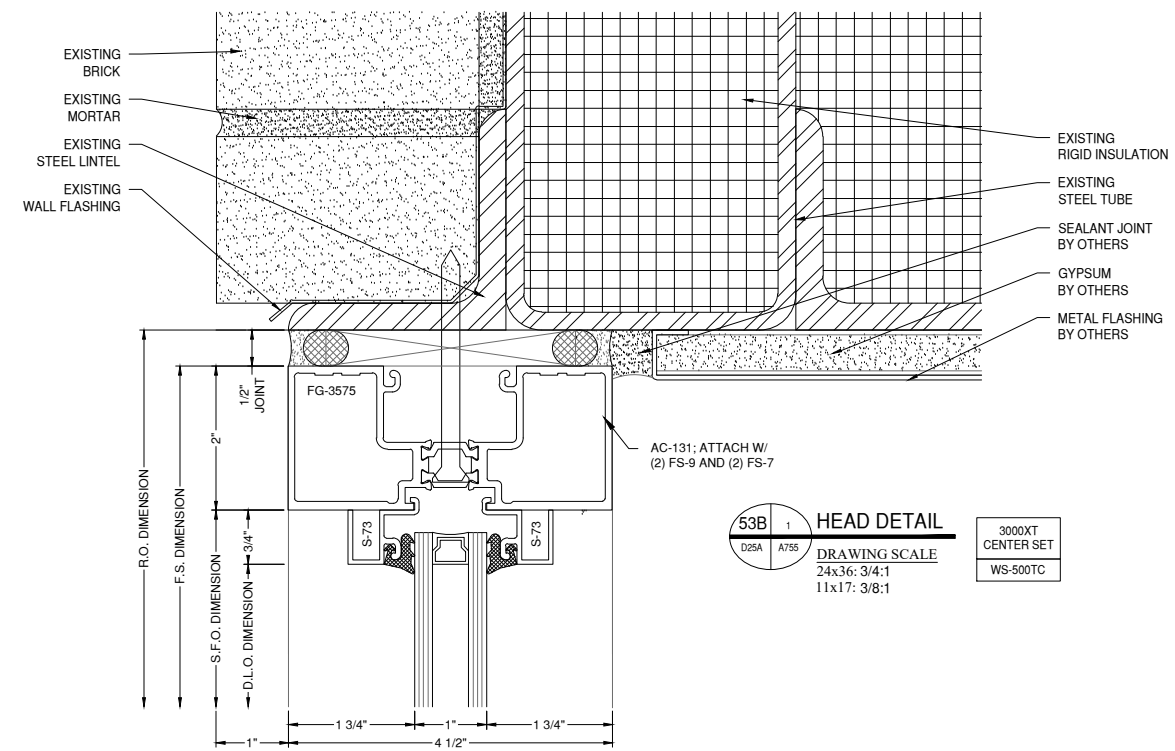
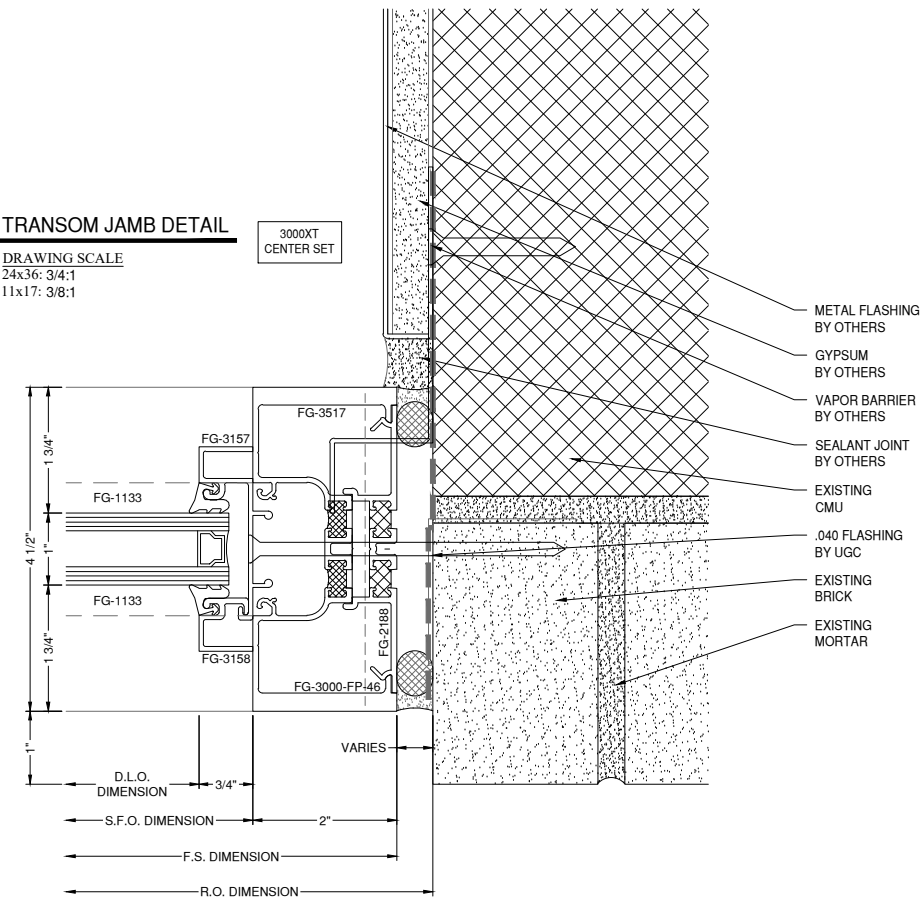
PROJECT NUMBER:
24-323

PROJECT NAME:
OMVHS

SHEET DESCRIPTION:
DETAILS

SHEET:
D25A

53A 10
D25A A516
TRANSOM JAMB DETAIL
DRAWING SCALE
24x36: 3/4:1
11x17: 3/8:1
3000XT
CENTER SET



NOTE:
MINIMUM EMBEDMENT TO BE PROVIDED
BY THE ENGINEER. TYPICAL OF ALL.

53B 1
D25A A755
HEAD DETAIL
DRAWING SCALE
24x36: 3/4:1
11x17: 3/8:1
3000XT
CENTER SET
WS-500TC

NOTE:
ALL DIMENSIONS TO BE FIELD
VERIFIED PRIOR TO FABRICATION

GLAZING CONTRACTOR

999 STREET, ST
CITY, STATE 99999
PH: 999.999.9999

MP drafting
& design

www.MPDRAFTING.com
P: 248.522.7096
F: 248.522.7030

ARCHITECT:

VMDO ARCHITECTS
200 E. MARKET ST.
CHARLOTTESVILLE, VA 22902
434.296.5984

ARCHITECT NOTE:
ALL NOTES REQUESTING VERIFICATION,
CONFIRMATION, OR INFORMATION THAT ARE
NOT ANSWERED ARE ASSUMED TO BE
CORRECT AS SHOWN ON THESE DRAWINGS.

STAMPS/ SUBMITTALS:

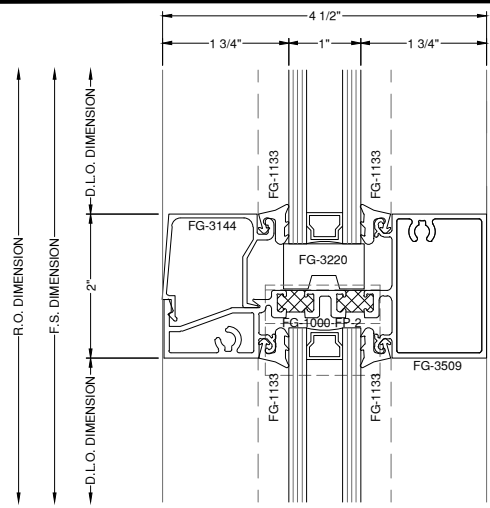
| REVISION | DATE |
|----------|------------|
| 0 | 10.28.2024 |
| 1 | 02.17.2025 |
| 2 | 03.03.2025 |
| 3 | 03.31.2025 |
| 4 | 06.11.2025 |
| 5 | 08.08.2025 |
| 6 | 09.02.2025 |
| 7 | 09.15.2025 |
| 8 | 10.16.2025 |
| 9 | 10.21.2025 |
| 10 | 10.31.2025 |
| 11 | 11.20.2025 |
| 12 | 01.09.2026 |
| 13 | 01.21.2026 |
| 14 | 02.12.2026 |
| 15 | 02.25.2026 |

PROJECT NUMBER:
24-323

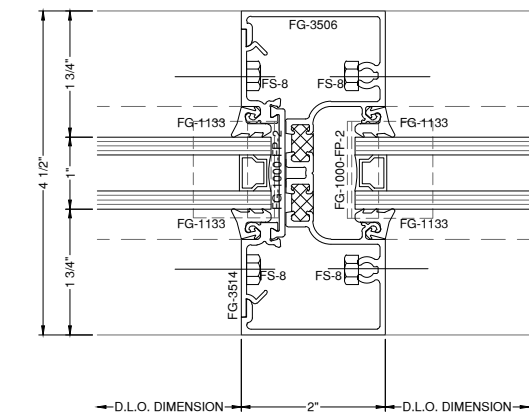
PROJECT NAME:
OMVHS

SHEET DESCRIPTION:
DETAILS

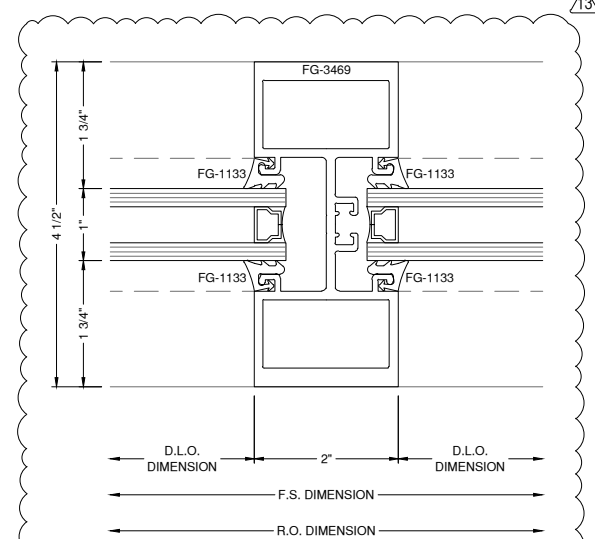
SHEET:
D26



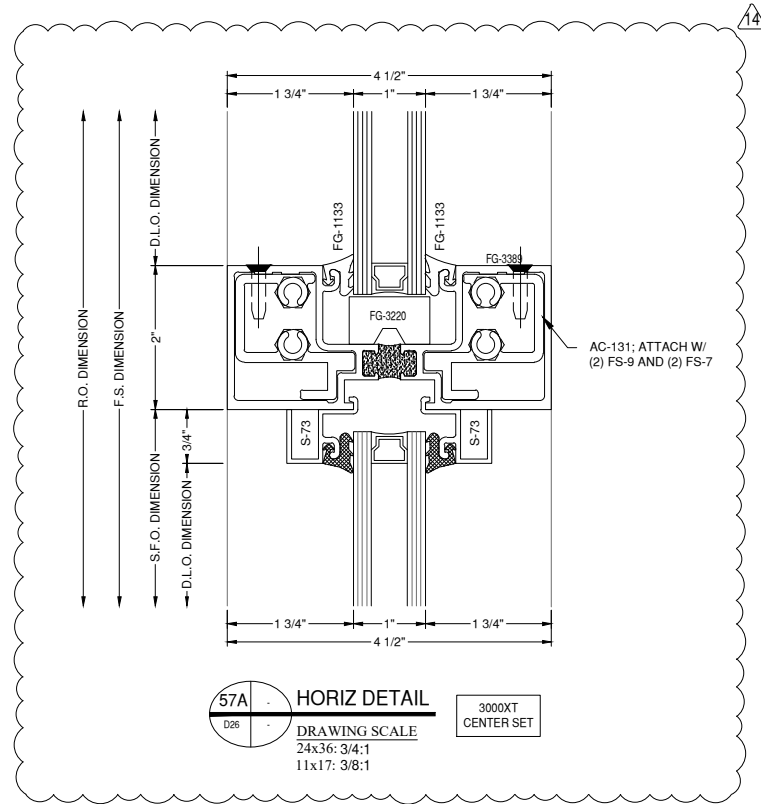
57 HORIZ DETAIL
DRAWING SCALE
24x36: 3/4:1
11x17: 3/8:1
3000XT
CENTER SET



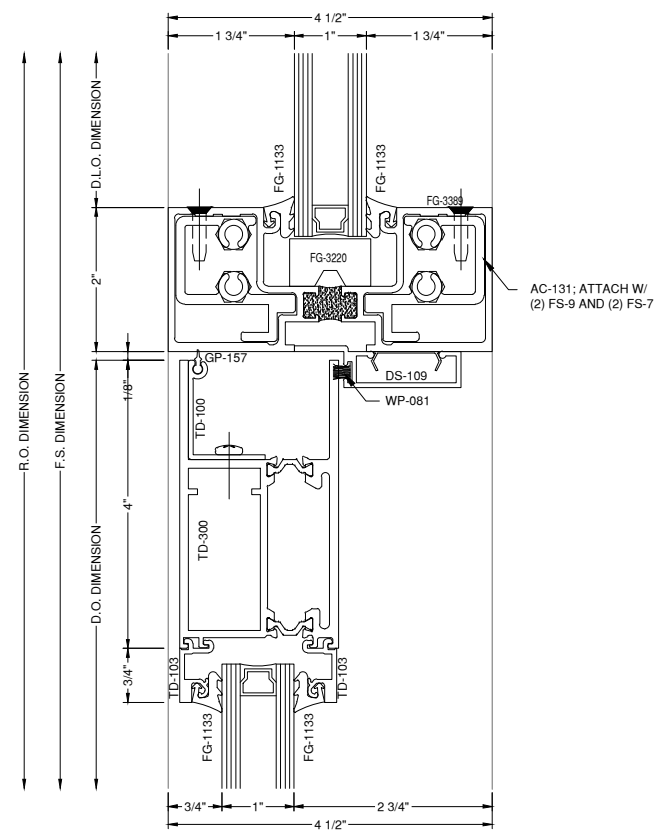
58 VERT DETAIL
DRAWING SCALE
24x36: 3/4:1
11x17: 3/8:1
3000XT
CENTER SET



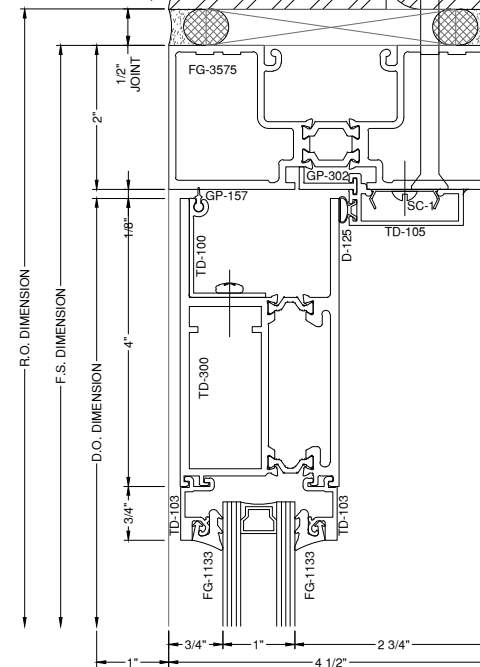
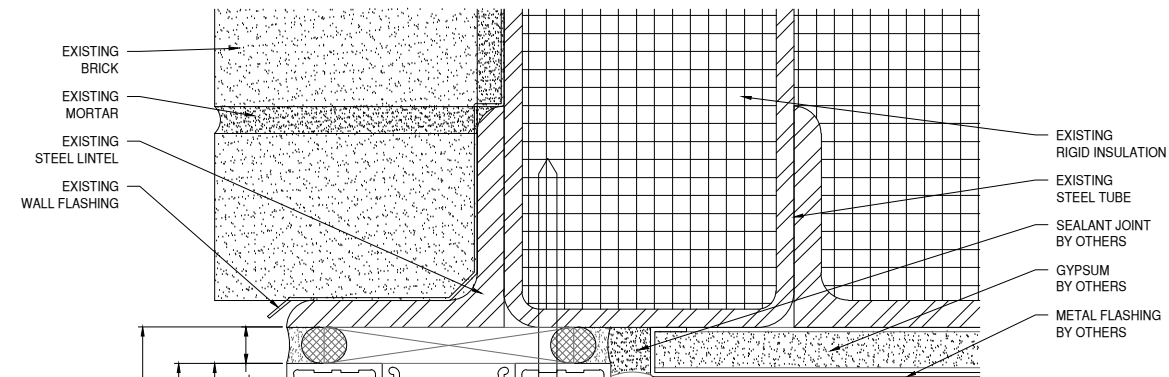
58A VERT. DETAIL
DRAWING SCALE
24x36: 3/4:1
11x17: 3/8:1
FG-3000



57A HORIZ DETAIL
DRAWING SCALE
24x36: 3/4:1
11x17: 3/8:1
3000XT
CENTER SET



59 DOOR HEAD DETAIL
DRAWING SCALE
24x36: 3/4:1
11x17: 3/8:1
3000XT
CENTER SET
WS-500TC



60 DOOR HEAD DETAIL
DRAWING SCALE
24x36: 3/4:1
11x17: 3/8:1
3000XT
CENTER SET
WS-500TC

NOTE:
FASTENERS SHOWN FOR LOCATION
REFERENCE ONLY. FASTENER TYPE, SIZE
AND SPACING ARE TO BE DETERMINED
BY THE PROFESSIONAL ENGINEER.

NOTE:
FASTENERS SHOWN FOR LOCATION
REFERENCE ONLY. FASTENER TYPE, SIZE
AND SPACING ARE TO BE DETERMINED
BY THE PROFESSIONAL ENGINEER.

NOTE:
ALL DIMENSIONS TO BE FIELD
VERIFIED PRIOR TO FABRICATION

GLAZING CONTRACTOR

999 STREET, ST
CITY, STATE 99999
PH: 999.999.9999

MP drafting
& design

www.MPDRAFTING.com
P: 248.522.7096
F: 248.522.7030

ARCHITECT:

VMDO ARCHITECTS
200 E. MARKET ST.
CHARLOTTESVILLE, VA 22902
434.296.5984

ARCHITECT NOTE:
ALL NOTES REQUESTING VERIFICATION,
CONFIRMATION, OR INFORMATION THAT ARE
NOT ANSWERED ARE ASSUMED TO BE
CORRECT AS SHOWN ON THESE DRAWINGS.

STAMPS/ SUBMITTALS:

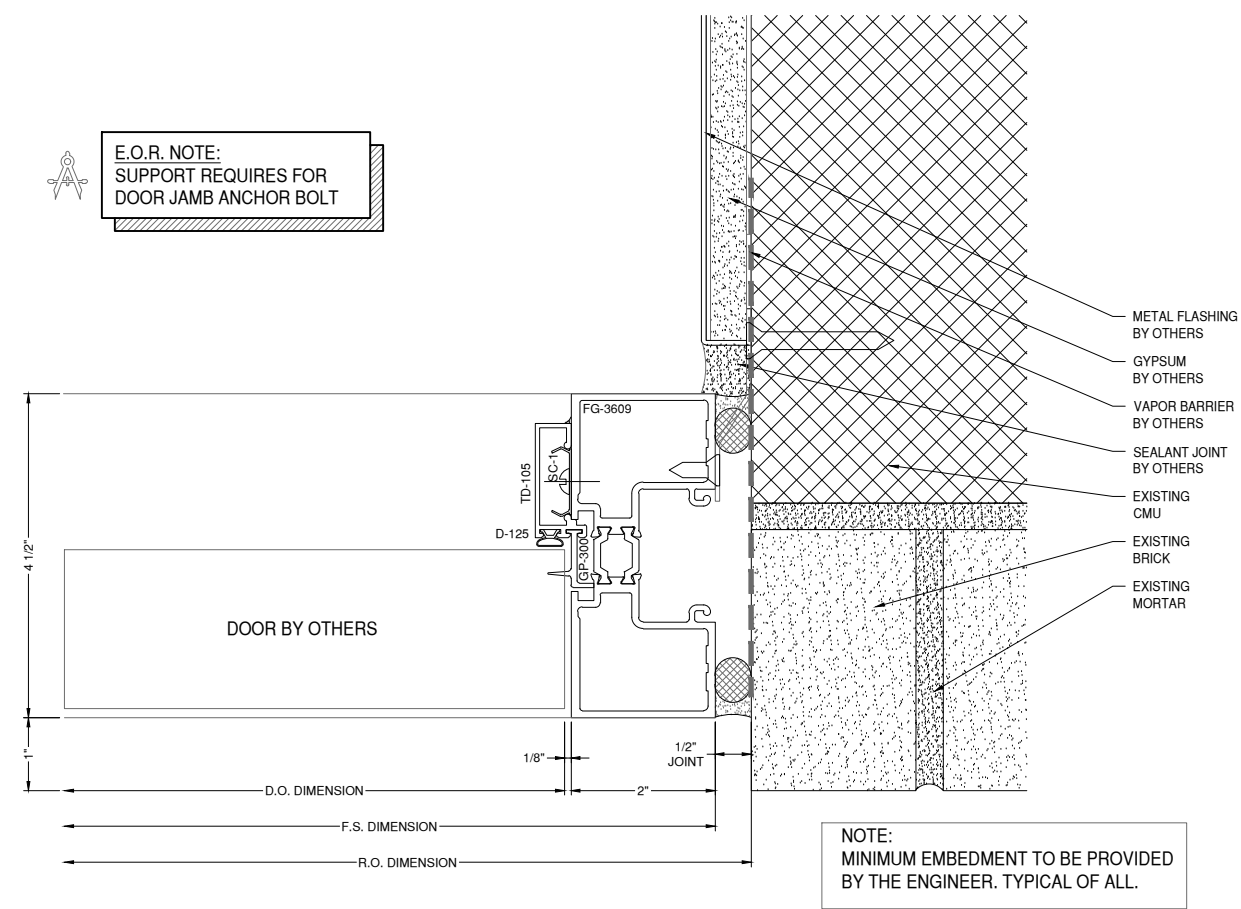
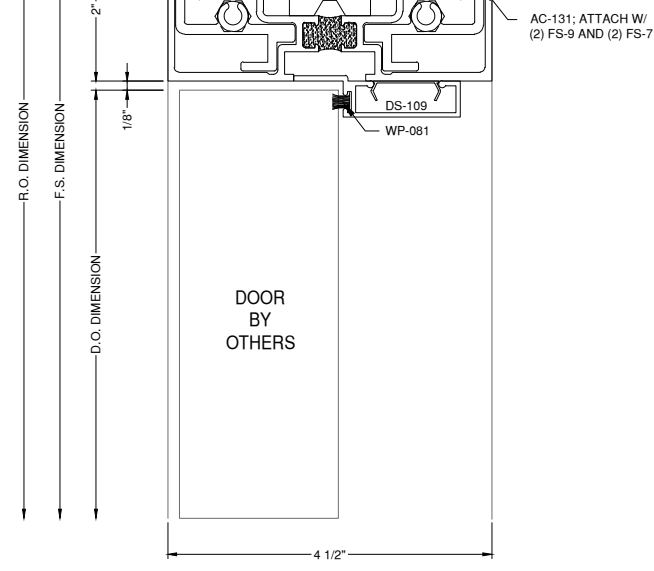
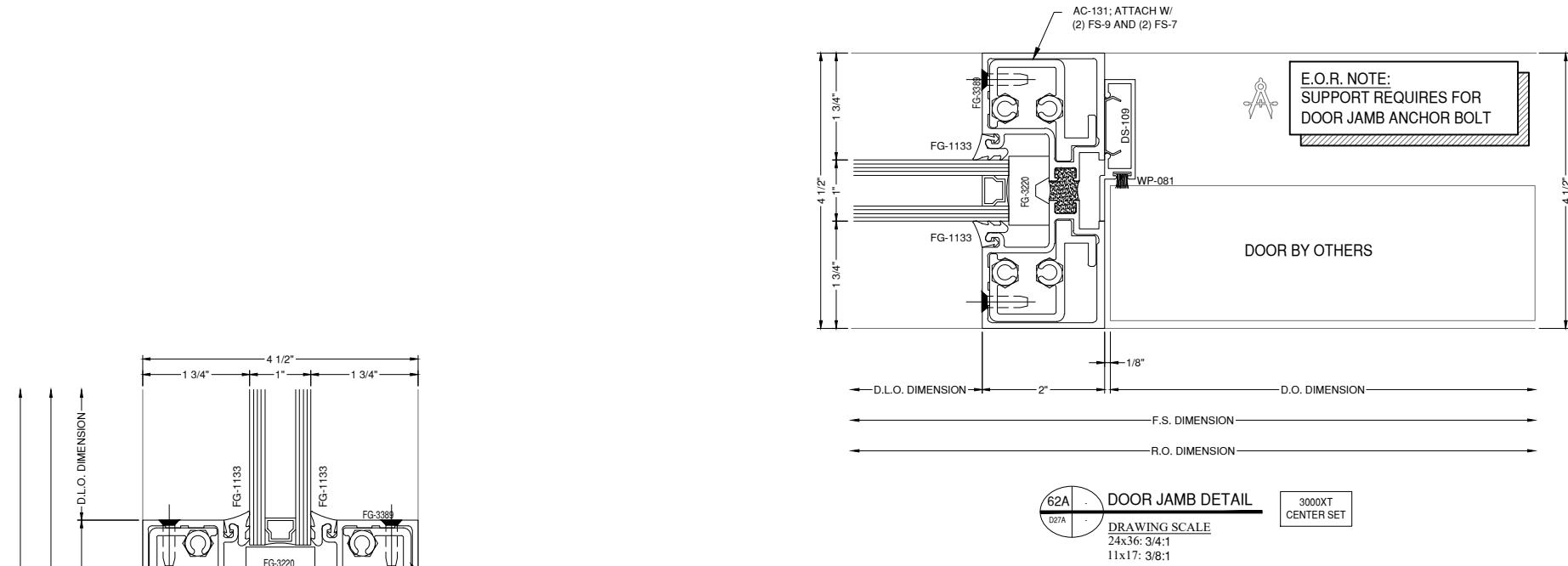
| REVISION | DATE |
|----------|------------|
| 0 | 10.28.2024 |
| 1 | 02.17.2025 |
| 2 | 03.03.2025 |
| 3 | 03.31.2025 |
| 4 | 06.11.2025 |
| 5 | 08.08.2025 |
| 6 | 09.15.2025 |
| 7 | 09.02.2025 |
| 8 | 10.16.2025 |
| 9 | 10.21.2025 |
| 10 | 10.31.2025 |
| 11 | 11.20.2025 |
| 12 | 01.09.2026 |
| 13 | 01.21.2026 |
| 14 | 02.12.2026 |
| 15 | 02.25.2026 |

PROJECT NUMBER:
24-323

PROJECT NAME:
OMVHS

SHEET DESCRIPTION:
DETAILS

SHEET:
D27A



59A DOOR HEAD DETAIL
DRAWING SCALE
24x36: 3/4:1
11x17: 3/8:1
3000XT
CENTER SET

64A DOOR JAMB DETAIL
DRAWING SCALE
24x36: 3/4:1
11x17: 3/8:1
3000XT
CENTER SET

62A DOOR JAMB DETAIL
DRAWING SCALE
24x36: 3/4:1
11x17: 3/8:1
3000XT
CENTER SET

NOTE:
FASTENERS SHOWN FOR LOCATION
REFERENCE ONLY. FASTENER TYPE, SIZE
AND SPACING ARE TO BE DETERMINED
BY THE PROFESSIONAL ENGINEER.

NOTE:
ALL DIMENSIONS TO BE FIELD
VERIFIED PRIOR TO FABRICATION

GLAZING CONTRACTOR

999 STREET, ST
CITY, STATE 99999
PH: 999.999.9999



www.MPDRAFTING.com
P: 248.522.7096
F: 248.522.7030

ARCHITECT:

VMDO ARCHITECTS
200 E. MARKET ST.
CHARLOTTESVILLE, VA 22902
434.296.5984

ARCHITECT NOTE:
ALL NOTES REQUESTING VERIFICATION,
CONFIRMATION, OR INFORMATION THAT ARE
NOT ANSWERED ARE ASSUMED TO BE
CORRECT AS SHOWN ON THESE DRAWINGS.

STAMPS/ SUBMITTALS:

| REVISION | DATE |
|----------|------------|
| 0 | 10.28.2024 |
| 1 | 02.17.2025 |
| 2 | 03.03.2025 |
| 3 | 03.31.2025 |
| 4 | 06.11.2025 |
| 5 | 08.08.2025 |
| 6 | 09.02.2025 |
| 7 | 09.15.2025 |
| 8 | 10.16.2025 |
| 9 | 10.21.2025 |
| 10 | 10.31.2025 |
| 11 | 11.20.2025 |
| 12 | 01.09.2026 |
| 13 | 01.21.2026 |
| 14 | 02.12.2026 |
| 15 | 02.25.2026 |

PROJECT NUMBER:
24-323

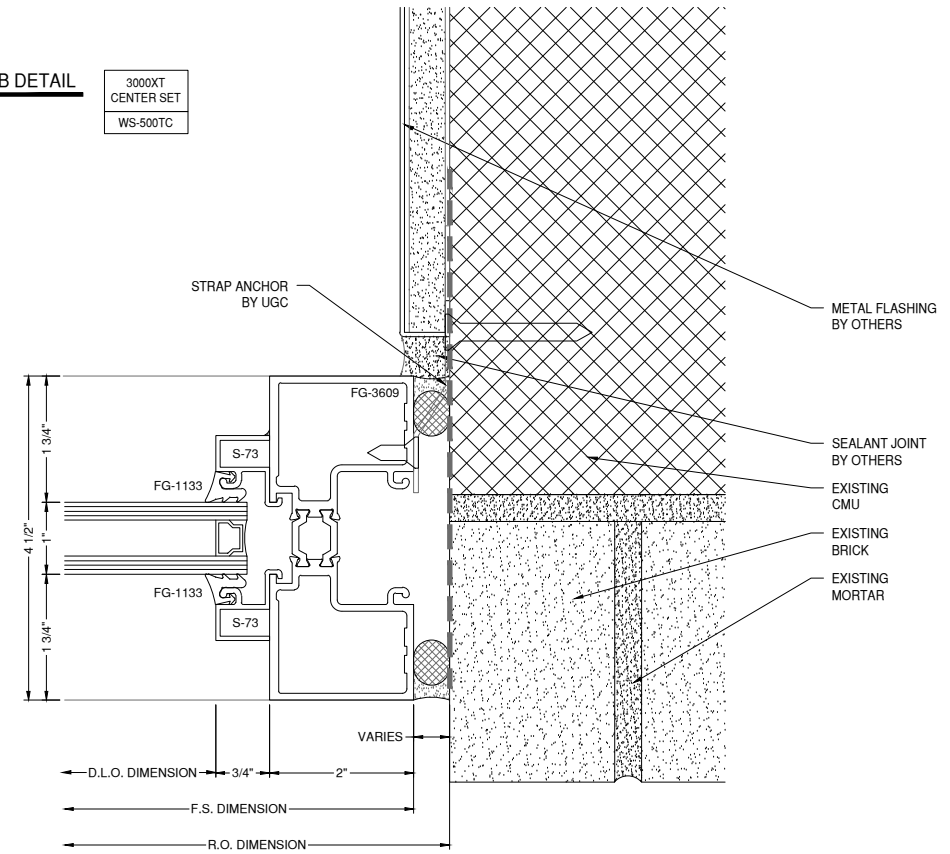
PROJECT NAME:
OMVHS

SHEET DESCRIPTION:
DETAILS

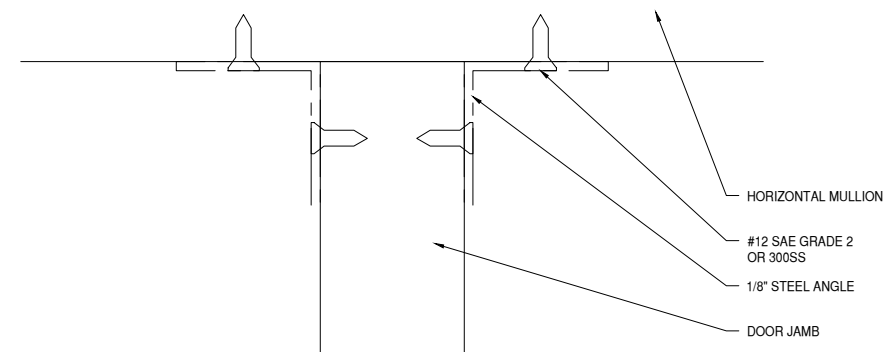
SHEET:
D28

65 4
D28 A755
TRANSOM JAMB DETAIL
DRAWING SCALE
24x36: 3/4:1
11x17: 3/8:1

3000XT
CENTER SET
WS-500TC



NOTE:
MINIMUM EMBEDMENT TO BE PROVIDED
BY THE ENGINEER. TYPICAL OF ALL.



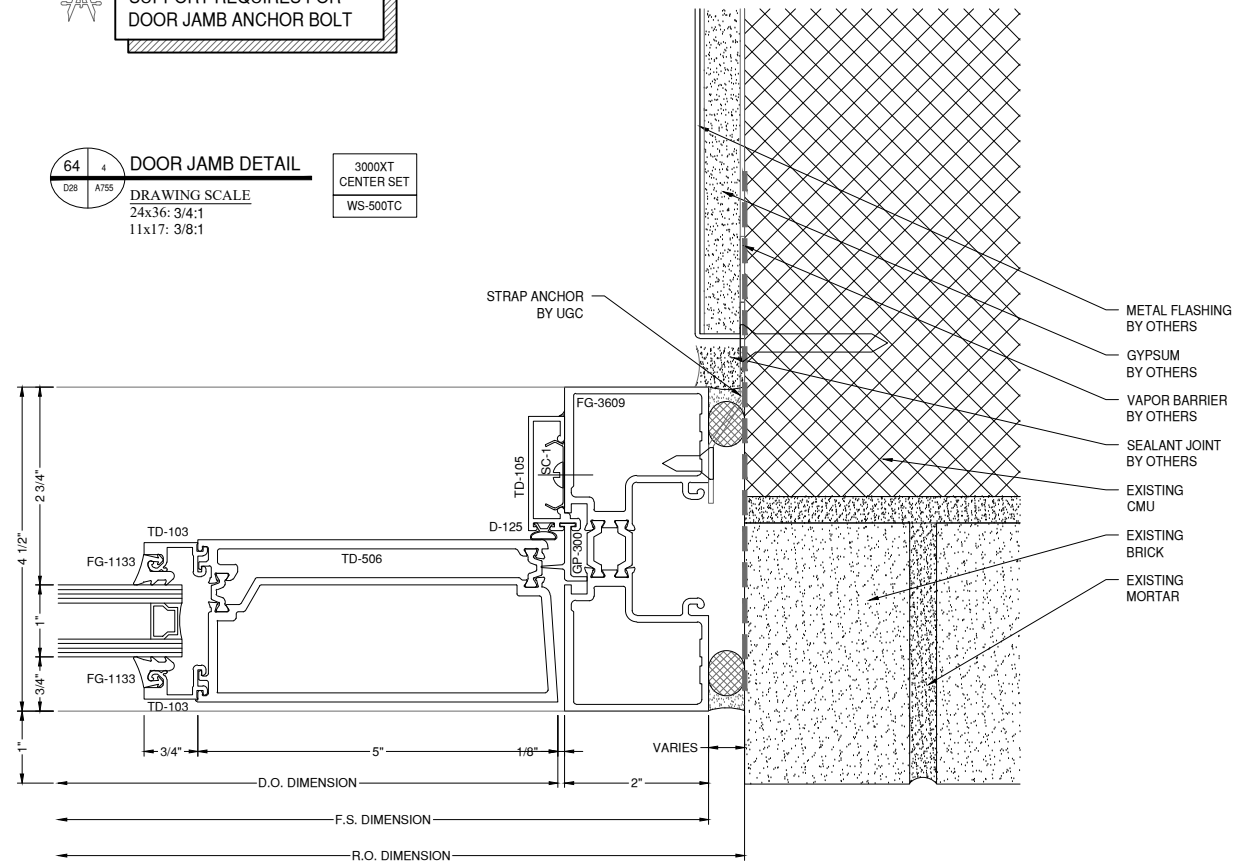
65A 4
D28 A755
CONNECTION DETAIL
DRAWING SCALE
24x36: 3/4:1
11x17: 3/8:1

3000XT
CENTER SET

E.O.R. NOTE:
SUPPORT REQUIRES FOR
DOOR JAMB ANCHOR BOLT

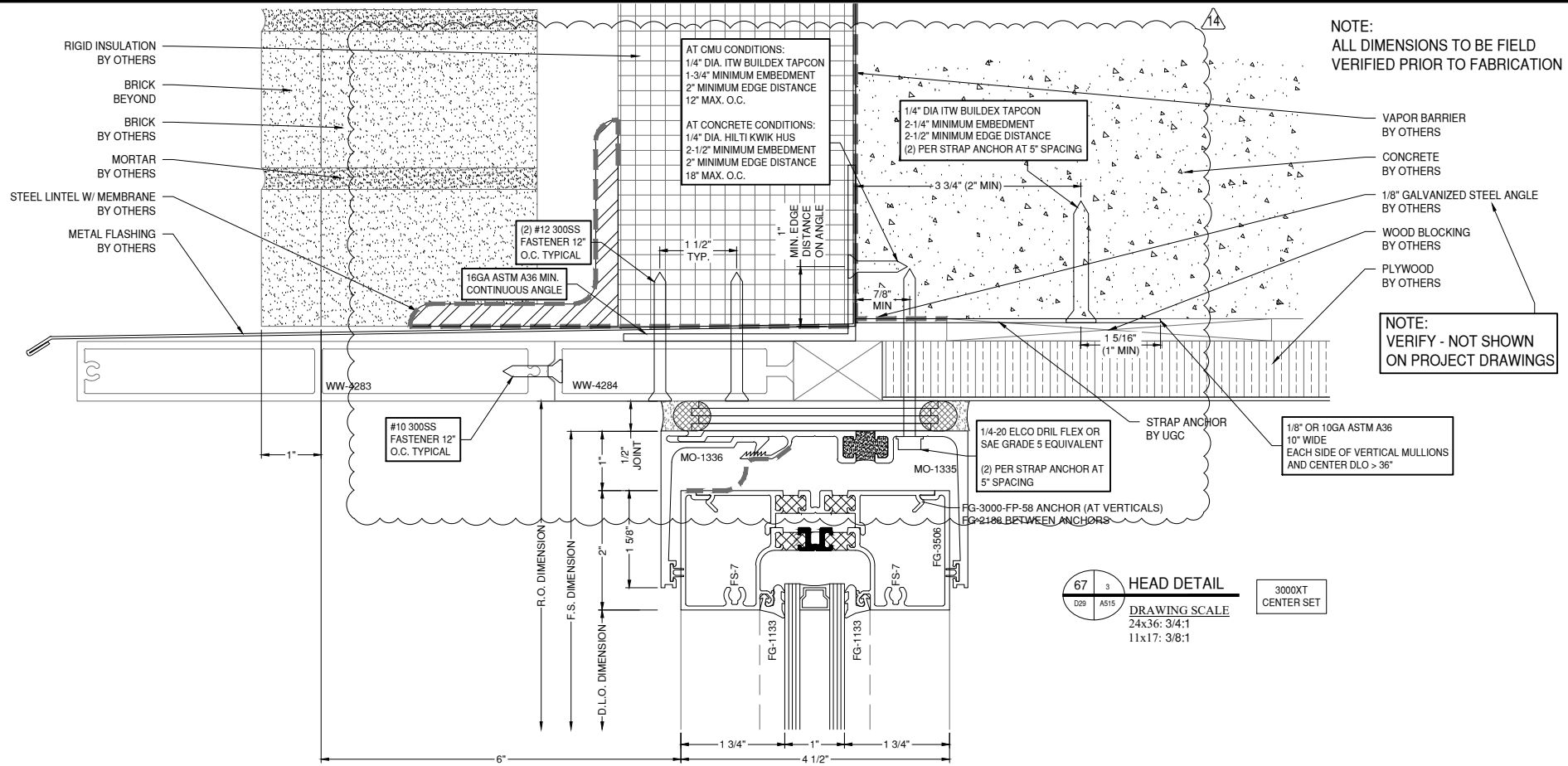
64 4
D28 A755
DOOR JAMB DETAIL
DRAWING SCALE
24x36: 3/4:1
11x17: 3/8:1

3000XT
CENTER SET
WS-500TC



NOTE:
MINIMUM EMBEDMENT TO BE PROVIDED
BY THE ENGINEER. TYPICAL OF ALL.

NOTE:
FASTENERS SHOWN FOR LOCATION
REFERENCE ONLY. FASTENER TYPE, SIZE
AND SPACING ARE TO BE DETERMINED
BY THE PROFESSIONAL ENGINEER.

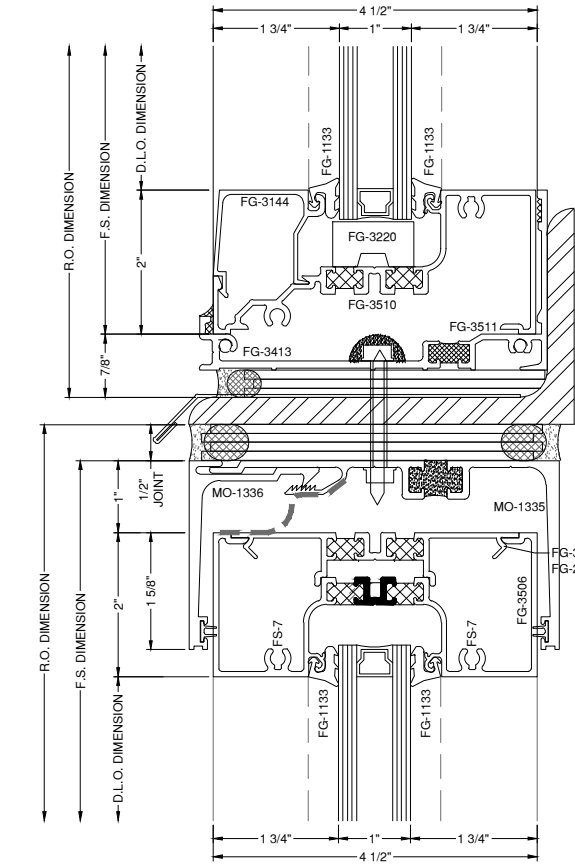


NOTE:
ALL DIMENSIONS TO BE FIELD
VERIFIED PRIOR TO FABRICATION

NOTE:
VERIFY - NOT SHOWN
ON PROJECT DRAWINGS

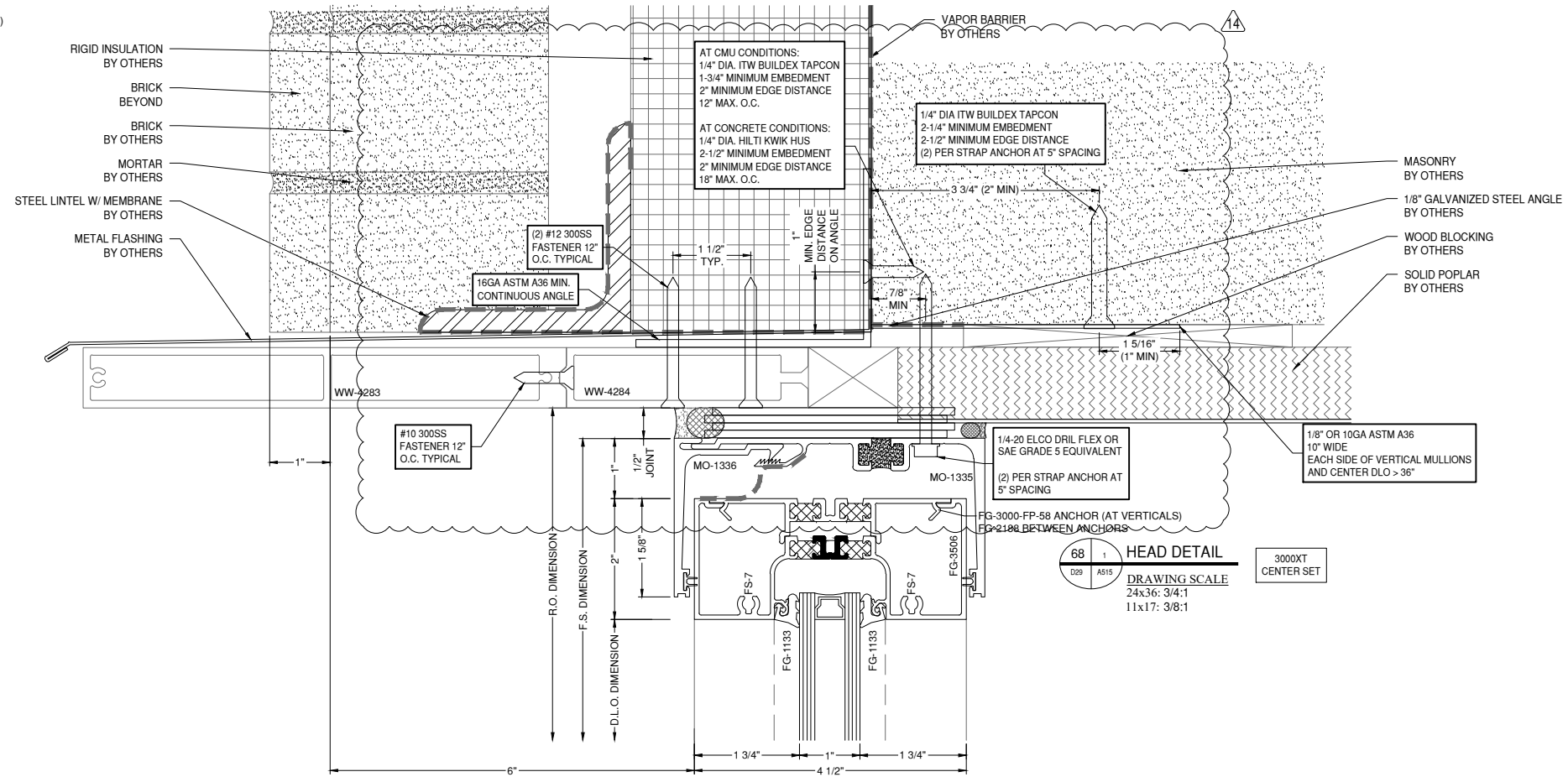
1/4-20 ELCO DRIL FLEX OR
SAE GRADE 5 EQUIVALENT
(2) EACH SIDE OF VERTICAL
MULLIONS AND (1) 24\"/>

67 3 HEAD DETAIL
D29 A515 DRAWING SCALE
24x36: 3/4:1
11x17: 3/8:1
3000XT
CENTER SET



1/4-20 ELCO DRIL FLEX OR
SAE GRADE 5 EQUIVALENT
(2) EACH SIDE OF VERTICAL
MULLIONS AND (1) 24\"/>

66 14 HEAD/SILL DETAIL
D29 A515 DRAWING SCALE
24x36: 3/4:1
11x17: 3/8:1
3000XT
CENTER SET



68 1 HEAD DETAIL
D29 A515 DRAWING SCALE
24x36: 3/4:1
11x17: 3/8:1
3000XT
CENTER SET

GLAZING CONTRACTOR

999 STREET, ST
CITY, STATE 99999
PH: 999.999.9999



www.MPDRAFTING.com
P: 248.522.7096
F: 248.522.7030

ARCHITECT:

VMDO ARCHITECTS
200 E. MARKET ST.
CHARLOTTESVILLE, VA 22902
434.296.5984

ARCHITECT NOTE:
ALL NOTES REQUESTING VERIFICATION,
CONFIRMATION, OR INFORMATION THAT ARE
NOT ANSWERED ARE ASSUMED TO BE
CORRECT AS SHOWN ON THESE DRAWINGS.

STAMPS/ SUBMITTALS:

| REVISION | DATE |
|----------|------------|
| 0 | 10.28.2024 |
| 1 | 02.17.2025 |
| 2 | 03.03.2025 |
| 3 | 03.31.2025 |
| 4 | 06.11.2025 |
| 5 | 08.08.2025 |
| 6 | 09.02.2025 |
| 7 | 09.15.2025 |
| 8 | 10.16.2025 |
| 9 | 10.21.2025 |
| 10 | 10.31.2025 |
| 11 | 11.20.2025 |
| 12 | 01.09.2026 |
| 13 | 01.21.2026 |
| 14 | 02.12.2026 |
| 15 | 02.25.2026 |

PROJECT NUMBER:
24-323

PROJECT NAME:
OMVHS

SHEET DESCRIPTION:
DETAILS

SHEET:
D29

NOTE:
FASTENERS SHOWN FOR LOCATION
REFERENCE ONLY. FASTENER TYPE, SIZE
AND SPACING ARE TO BE DETERMINED
BY THE PROFESSIONAL ENGINEER.

NOTE:
ALL DIMENSIONS TO BE FIELD
VERIFIED PRIOR TO FABRICATION

GLAZING CONTRACTOR

999 STREET, ST
CITY, STATE 99999
PH: 999.999.9999

MP drafting
& design

www.MPDRAFTING.com
P: 248.522.7096
F: 248.522.7030

ARCHITECT:

VMDO ARCHITECTS
200 E. MARKET ST.
CHARLOTTESVILLE, VA 22902
434.296.5984

ARCHITECT NOTE:
ALL NOTES REQUESTING VERIFICATION,
CONFIRMATION, OR INFORMATION THAT ARE
NOT ANSWERED ARE ASSUMED TO BE
CORRECT AS SHOWN ON THESE DRAWINGS.

STAMPS/ SUBMITTALS:

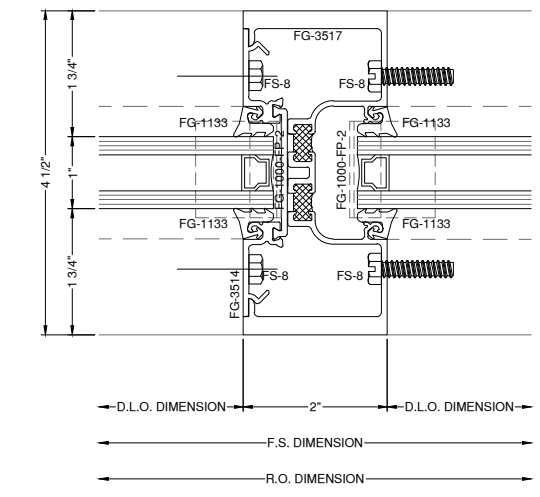
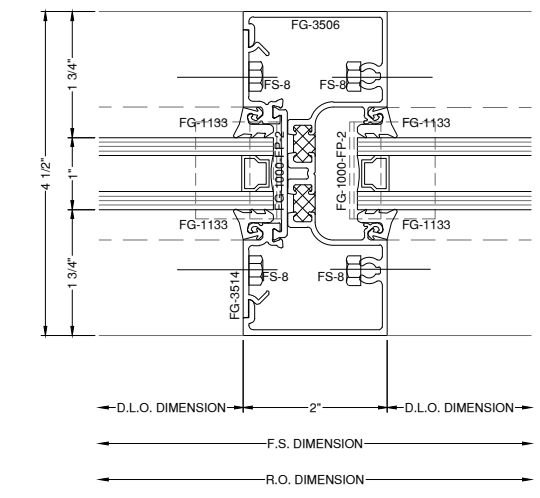
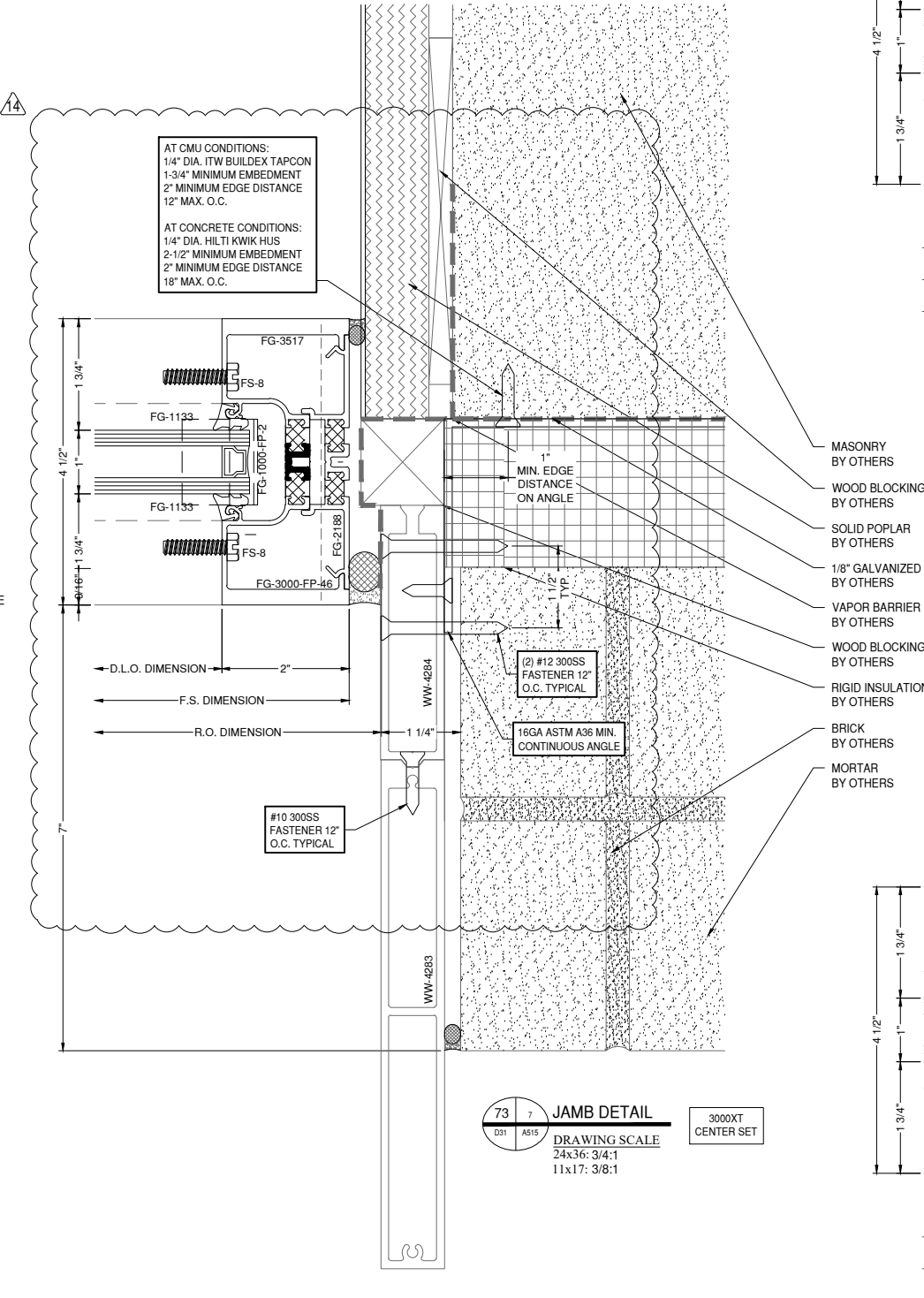
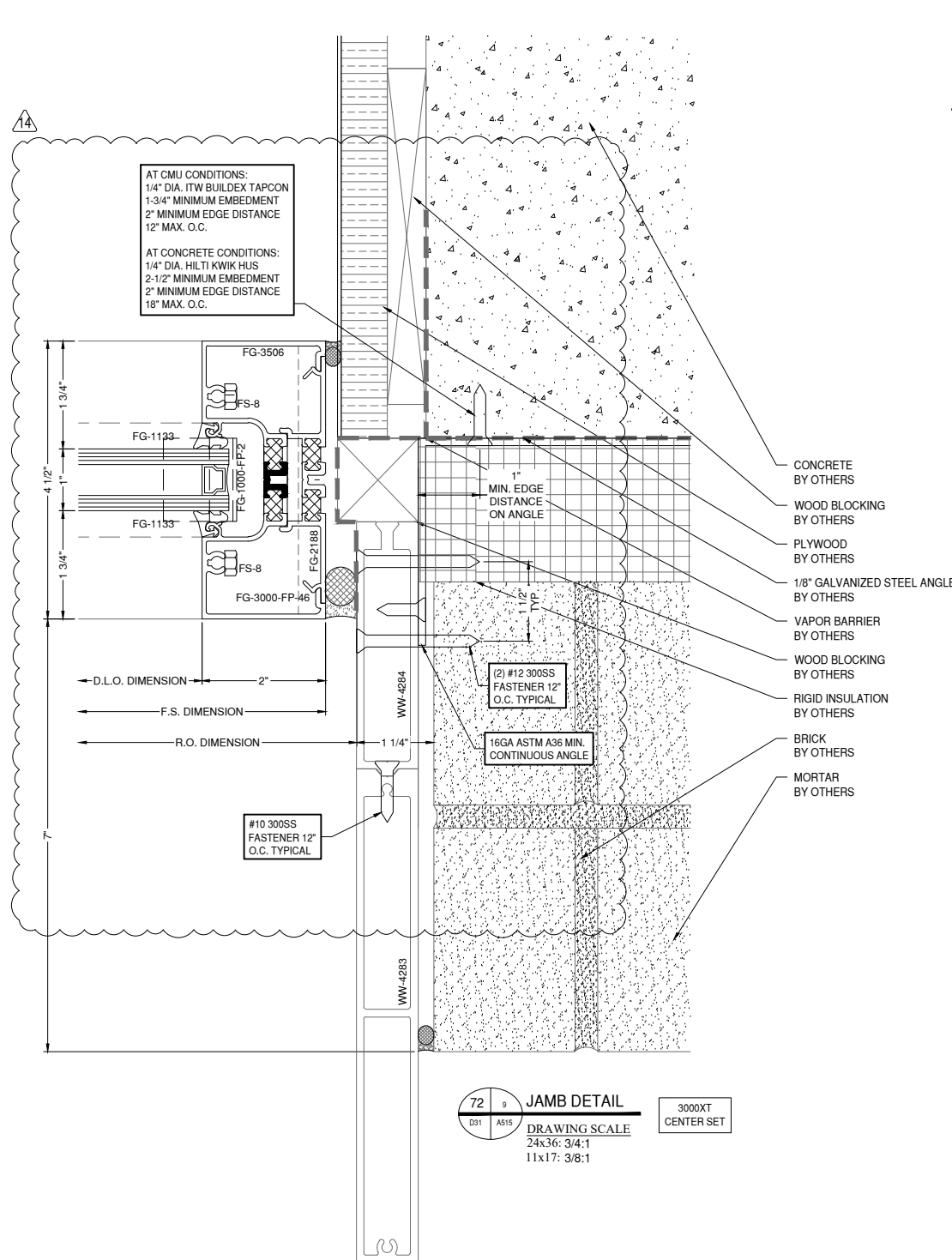
| REVISION | DATE |
|----------|------------|
| 0 | 10.28.2024 |
| 1 | 02.17.2025 |
| 2 | 03.03.2025 |
| 3 | 03.31.2025 |
| 4 | 06.11.2025 |
| 5 | 08.08.2025 |
| 6 | 09.02.2025 |
| 7 | 09.15.2025 |
| 8 | 10.16.2025 |
| 9 | 10.21.2025 |
| 10 | 10.31.2025 |
| 11 | 11.20.2025 |
| 12 | 01.09.2026 |
| 13 | 01.21.2026 |
| 14 | 02.12.2026 |
| 15 | 02.25.2026 |

PROJECT NUMBER:
24-323

PROJECT NAME:
OMVHS

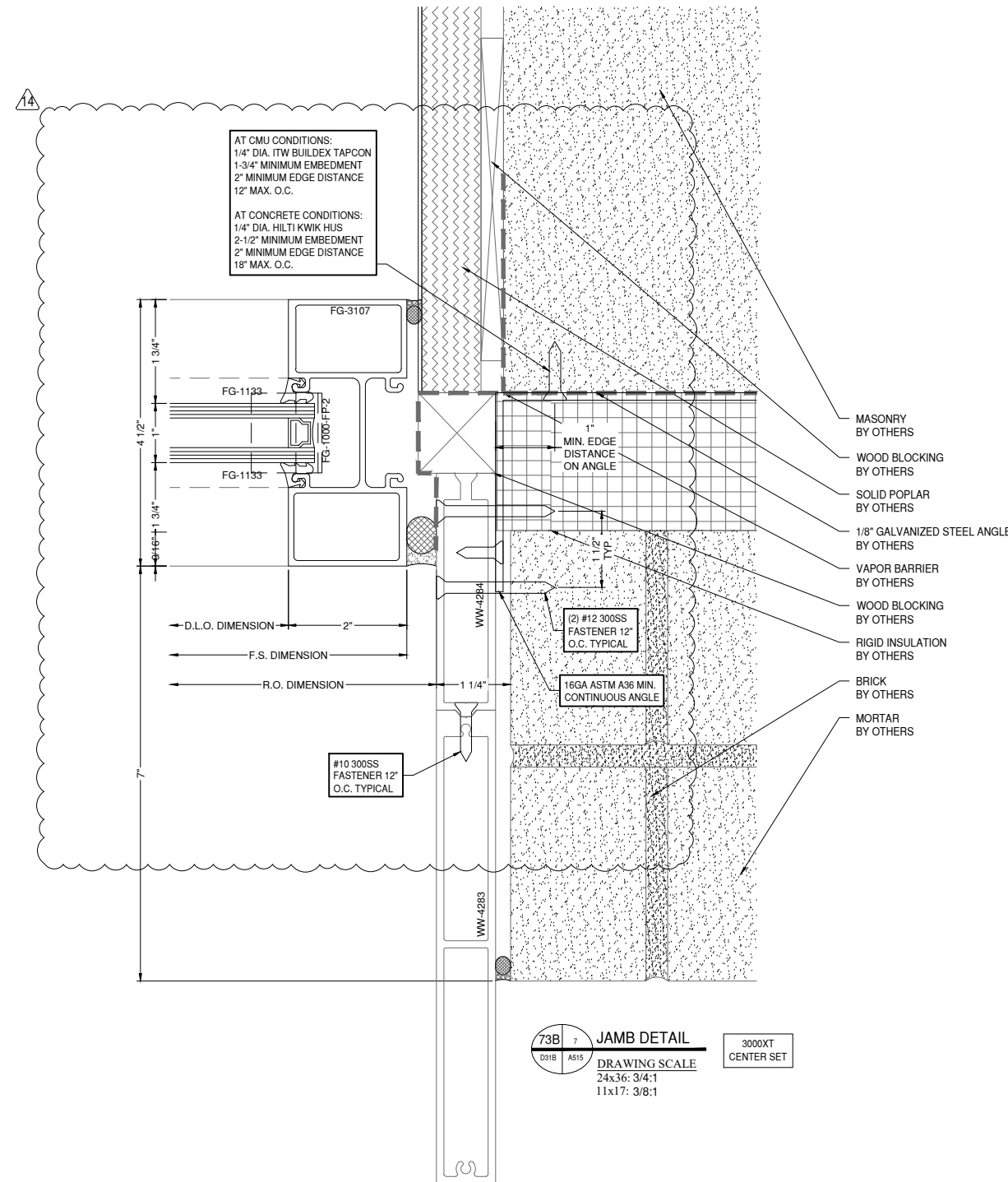
SHEET DESCRIPTION:
DETAILS

SHEET:
D31



NOTE:
FASTENERS SHOWN FOR LOCATION
REFERENCE ONLY. FASTENER TYPE, SIZE
AND SPACING ARE TO BE DETERMINED
BY THE PROFESSIONAL ENGINEER.

NOTE:
ALL DIMENSIONS TO BE FIELD
VERIFIED PRIOR TO FABRICATION



GLAZING CONTRACTOR

999 STREET, ST
CITY, STATE 99999
PH: 999.999.9999

MP drafting
& design

www.MPDRAFTING.com
P: 248.522.7096
F: 248.522.7030

ARCHITECT:

VMDO ARCHITECTS

200 E. MARKET ST.
CHARLOTTESVILLE, VA 22902
434.296.5984

ARCHITECT NOTE:
ALL NOTES REQUESTING VERIFICATION,
CONFIRMATION, OR INFORMATION THAT ARE
NOT ANSWERED ARE ASSUMED TO BE
CORRECT AS SHOWN ON THESE DRAWINGS.

STAMPS/ SUBMITTALS:

| REVISION | DATE |
|----------|------------|
| 0 | 10.28.2024 |
| 1 | 02.17.2025 |
| 2 | 03.03.2025 |
| 3 | 03.31.2025 |
| 4 | 06.11.2025 |
| 5 | 08.08.2025 |
| 6 | 09.02.2025 |
| 7 | 09.15.2025 |
| 8 | 10.16.2025 |
| 9 | 10.21.2025 |
| 10 | 10.31.2025 |
| 11 | 11.20.2025 |
| 12 | 01.09.2026 |
| 13 | 01.21.2026 |
| 14 | 02.12.2026 |
| 15 | 02.25.2026 |

PROJECT NUMBER:
24-323

PROJECT NAME:
OMVHS

SHEET DESCRIPTION:
DETAILS

SHEET:
D31B

NOTE:
FASTENERS SHOWN FOR LOCATION
REFERENCE ONLY. FASTENER TYPE, SIZE
AND SPACING ARE TO BE DETERMINED
BY THE PROFESSIONAL ENGINEER.

NOTE:
ALL DIMENSIONS TO BE FIELD
VERIFIED PRIOR TO FABRICATION

GLAZING CONTRACTOR

999 STREET, ST
CITY, STATE 99999
PH: 999.999.9999

MP drafting
& design

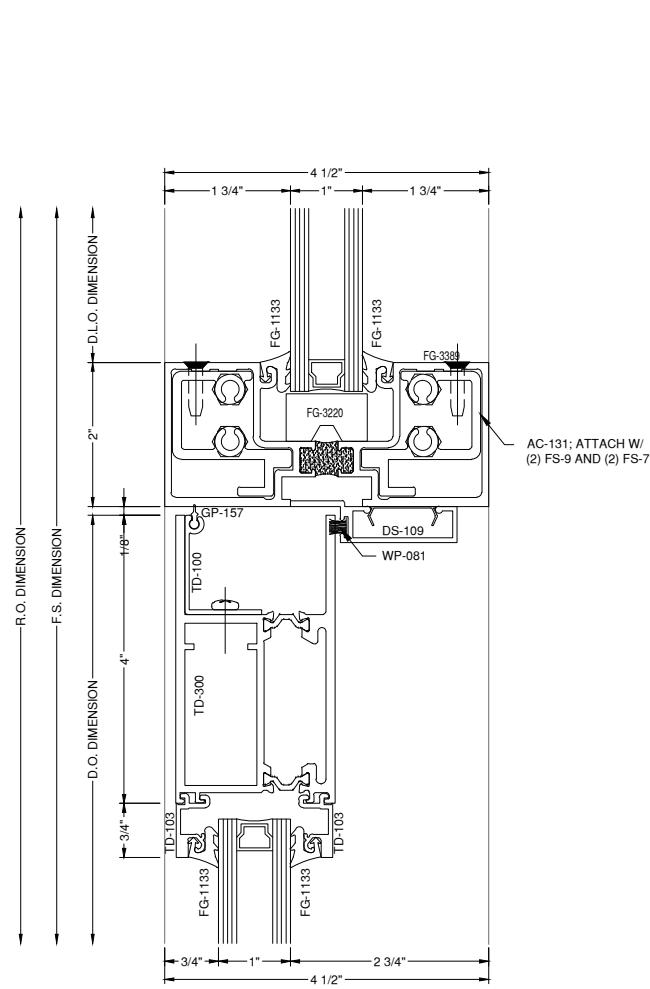
www.MPDRAFTING.com
P: 248.522.7096
F: 248.522.7030

ARCHITECT:

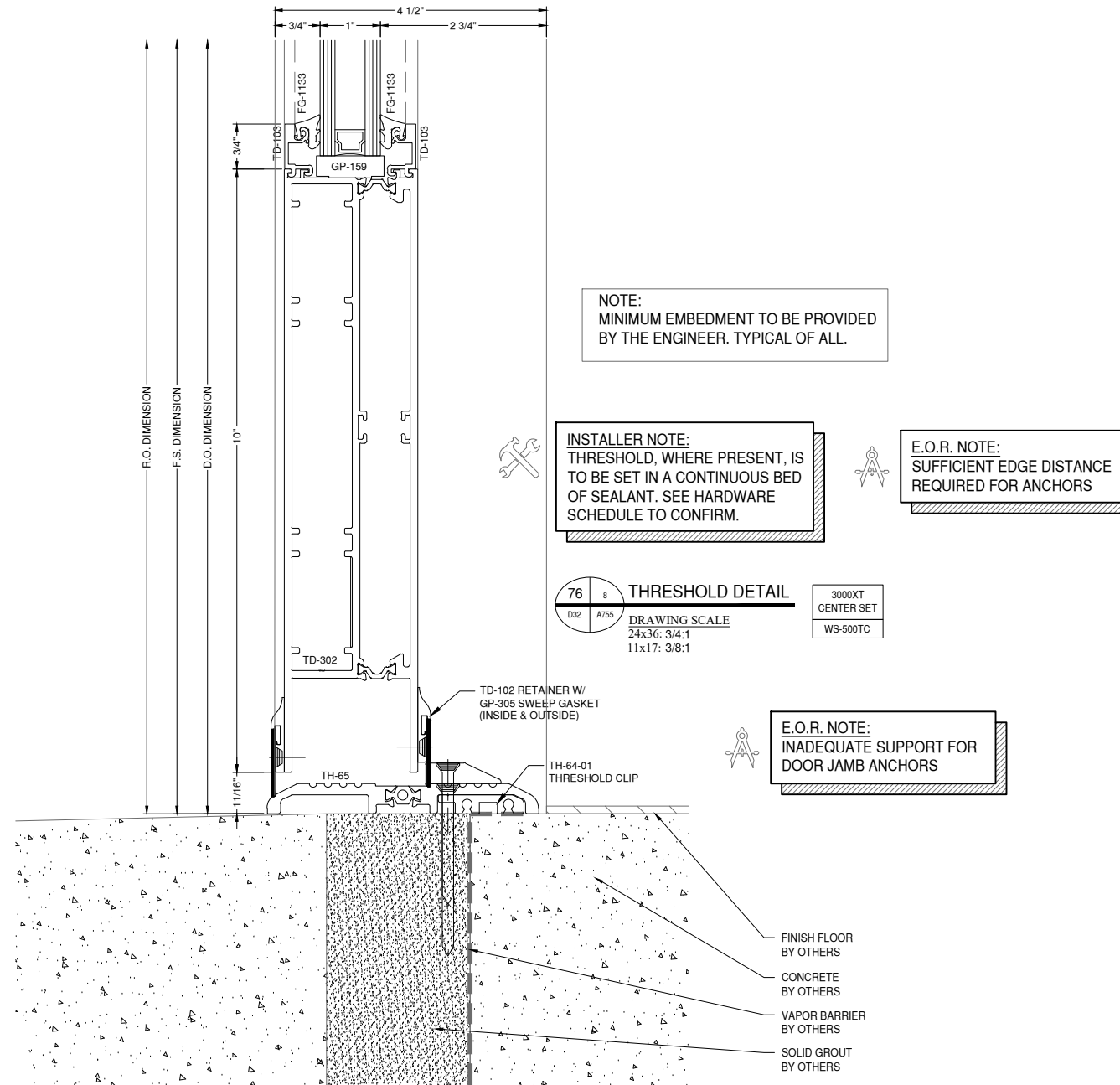
VMDO ARCHITECTS
200 E. MARKET ST.
CHARLOTTESVILLE, VA 22902
434.296.5984

ARCHITECT NOTE:
ALL NOTES REQUESTING VERIFICATION,
CONFIRMATION, OR INFORMATION THAT ARE
NOT ANSWERED ARE ASSUMED TO BE
CORRECT AS SHOWN ON THESE DRAWINGS.

STAMPS/ SUBMITTALS:



75 DOOR HEAD DETAIL
DRAWING SCALE
24x36: 3/4:1
11x17: 3/8:1
3000XT
CENTER SET
WS-500TC



NOTE:
MINIMUM EMBEDMENT TO BE PROVIDED
BY THE ENGINEER. TYPICAL OF ALL.

INSTALLER NOTE:
THRESHOLD, WHERE PRESENT, IS
TO BE SET IN A CONTINUOUS BED
OF SEALANT. SEE HARDWARE
SCHEDULE TO CONFIRM.

E.O.R. NOTE:
SUFFICIENT EDGE DISTANCE
REQUIRED FOR ANCHORS

76 THRESHOLD DETAIL
DRAWING SCALE
24x36: 3/4:1
11x17: 3/8:1
3000XT
CENTER SET
WS-500TC

E.O.R. NOTE:
INADEQUATE SUPPORT FOR
DOOR JAMB ANCHORS

- FINISH FLOOR
BY OTHERS
- CONCRETE
BY OTHERS
- VAPOR BARRIER
BY OTHERS
- SOLID GROUT
BY OTHERS

| REVISION | DATE |
|----------|------------|
| 0 | 10.28.2024 |
| 1 | 02.17.2025 |
| 2 | 03.03.2025 |
| 3 | 03.31.2025 |
| 4 | 06.11.2025 |
| 5 | 08.08.2025 |
| 6 | 09.02.2025 |
| 7 | 09.15.2025 |
| 8 | 10.16.2025 |
| 9 | 10.21.2025 |
| 10 | 10.31.2025 |
| 11 | 11.20.2025 |
| 12 | 01.09.2026 |
| 13 | 01.21.2026 |
| 14 | 02.12.2026 |
| 15 | 02.25.2026 |

PROJECT NUMBER:
24-323

PROJECT NAME:
OMVHS

SHEET DESCRIPTION:
DETAILS

SHEET:
D32

NOTE:
FASTENERS SHOWN FOR LOCATION
REFERENCE ONLY. FASTENER TYPE, SIZE
AND SPACING ARE TO BE DETERMINED
BY THE PROFESSIONAL ENGINEER.

NOTE:
ALL DIMENSIONS TO BE FIELD
VERIFIED PRIOR TO FABRICATION

GLAZING CONTRACTOR

999 STREET, ST
CITY, STATE 99999
PH: 999.999.9999

MP drafting
& design

www.MPDRAFTING.com
P: 248.522.7096
F: 248.522.7030

ARCHITECT:

VMDO ARCHITECTS
200 E. MARKET ST.
CHARLOTTESVILLE, VA 22902
434.296.5984

ARCHITECT NOTE:
ALL NOTES REQUESTING VERIFICATION,
CONFIRMATION, OR INFORMATION THAT ARE
NOT ANSWERED ARE ASSUMED TO BE
CORRECT AS SHOWN ON THESE DRAWINGS.

STAMPS/ SUBMITTALS:

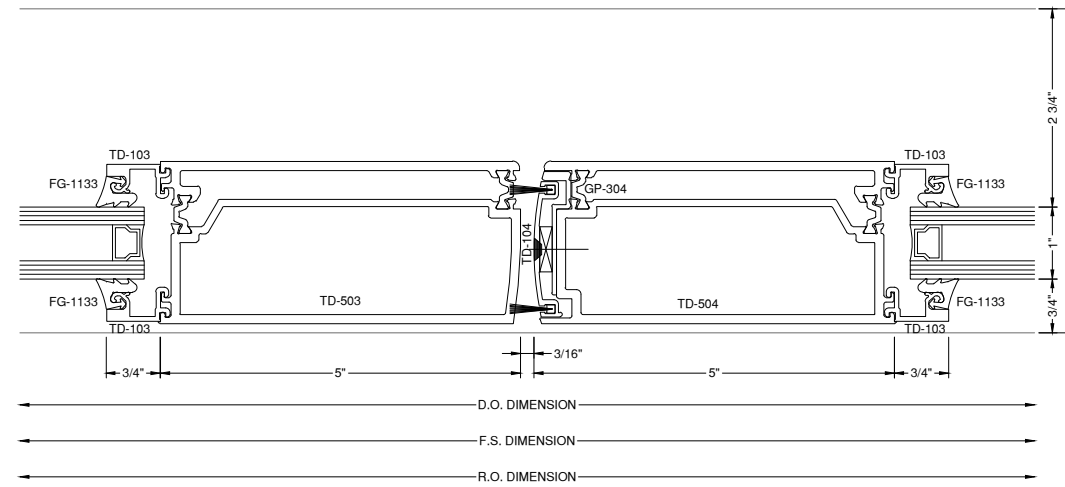
| REVISION | DATE |
|----------|------------|
| 0 | 10.28.2024 |
| 1 | 02.17.2025 |
| 2 | 03.03.2025 |
| 3 | 03.31.2025 |
| 4 | 06.11.2025 |
| 5 | 08.08.2025 |
| 6 | 09.02.2025 |
| 7 | 09.15.2025 |
| 8 | 10.16.2025 |
| 9 | 10.21.2025 |
| 10 | 10.31.2025 |
| 11 | 11.20.2025 |
| 12 | 01.09.2026 |
| 13 | 01.21.2026 |
| 14 | 02.12.2026 |
| 15 | 02.25.2026 |

PROJECT NUMBER:
24-323

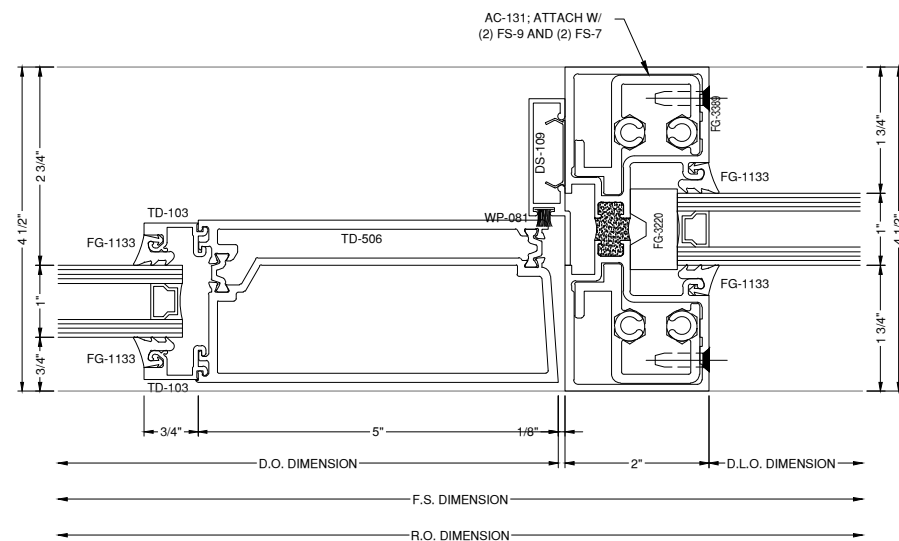
PROJECT NAME:
OMVHS

SHEET DESCRIPTION:
DETAILS

SHEET:
D33



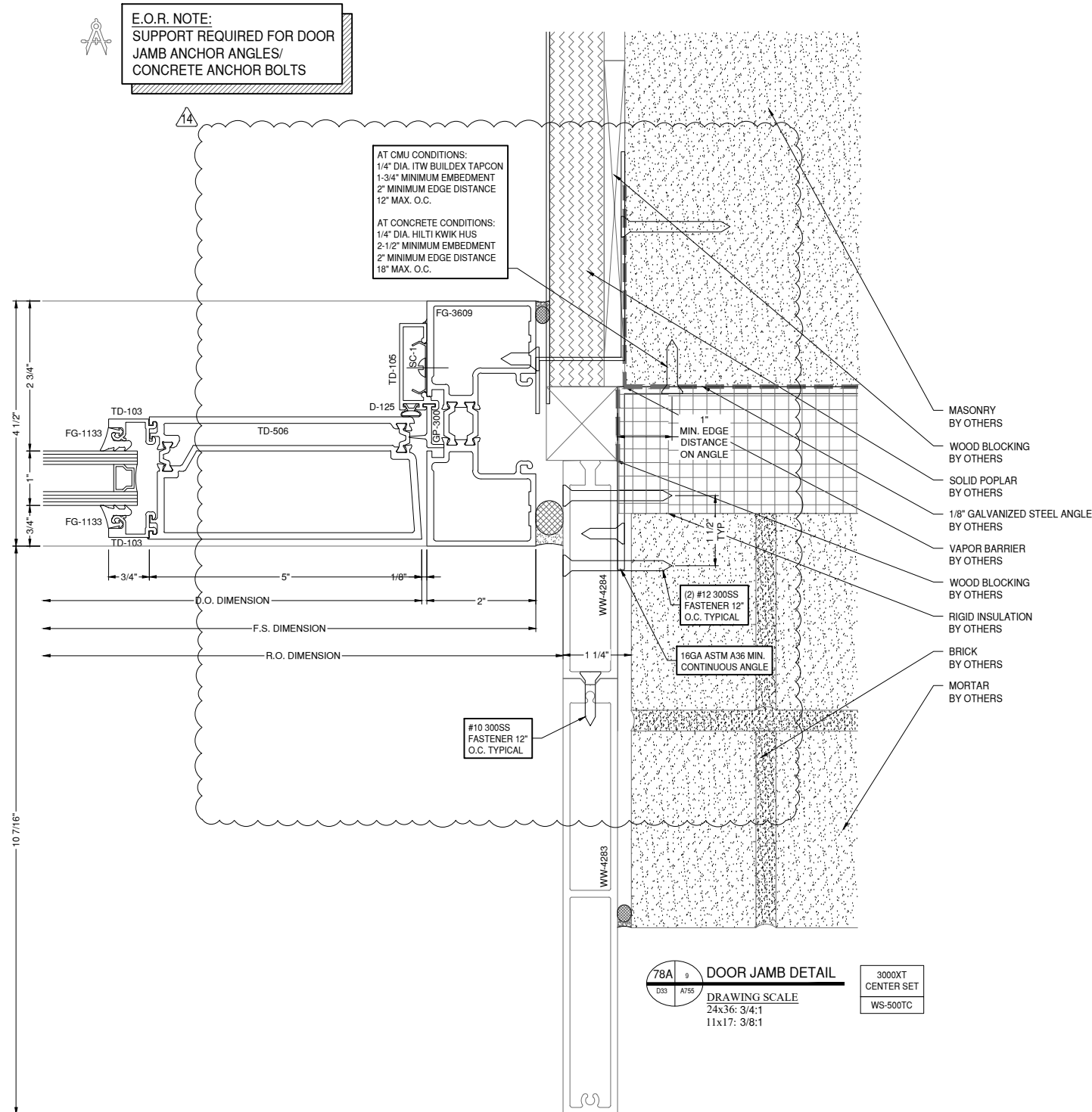
77 MEETING STILE DETAIL
3000XT CENTER SET
WS-500TC
DRAWING SCALE
24x36: 3/4:1
11x17: 3/8:1



78 DOOR JAMB DETAIL
3000XT CENTER SET
WS-500TC
DRAWING SCALE
24x36: 3/4:1
11x17: 3/8:1

- INSTALL SEQUENCE:
1. AIR-VAPOR BARRIER
 2. ANGLE & ALUM FIN
 3. BLOCKING
 4. SATM
 5. SF MULLION
 6. MASONRY

E.O.R. NOTE:
SUPPORT REQUIRED FOR DOOR
JAMB ANCHOR ANGLES/
CONCRETE ANCHOR BOLTS



78A DOOR JAMB DETAIL
3000XT CENTER SET
WS-500TC
DRAWING SCALE
24x36: 3/4:1
11x17: 3/8:1

NOTE:
FASTENERS SHOWN FOR LOCATION
REFERENCE ONLY. FASTENER TYPE, SIZE
AND SPACING ARE TO BE DETERMINED
BY THE PROFESSIONAL ENGINEER.

NOTE:
ALL DIMENSIONS TO BE FIELD
VERIFIED PRIOR TO FABRICATION

GLAZING CONTRACTOR

999 STREET, ST
CITY, STATE 99999
PH: 999.999.9999

MP drafting
& design

www.MPDRAFTING.com
P: 248.522.7096
F: 248.522.7030

ARCHITECT:

VMDO ARCHITECTS
200 E. MARKET ST.
CHARLOTTESVILLE, VA 22902
434.296.5984

ARCHITECT NOTE:
ALL NOTES REQUESTING VERIFICATION,
CONFIRMATION, OR INFORMATION THAT ARE
NOT ANSWERED ARE ASSUMED TO BE
CORRECT AS SHOWN ON THESE DRAWINGS.

STAMPS/ SUBMITTALS:

| REVISION | DATE |
|----------|------------|
| 0 | 10.28.2024 |
| 1 | 02.17.2025 |
| 2 | 03.03.2025 |
| 3 | 03.31.2025 |
| 4 | 06.11.2025 |
| 5 | 08.08.2025 |
| 6 | 09.02.2025 |
| 7 | 09.15.2025 |
| 8 | 10.16.2025 |
| 9 | 10.21.2025 |
| 10 | 10.31.2025 |
| 11 | 11.20.2025 |
| 12 | 01.09.2026 |
| 13 | 01.21.2026 |
| 14 | 02.12.2026 |
| 15 | 02.25.2026 |

PROJECT NUMBER:
24-323

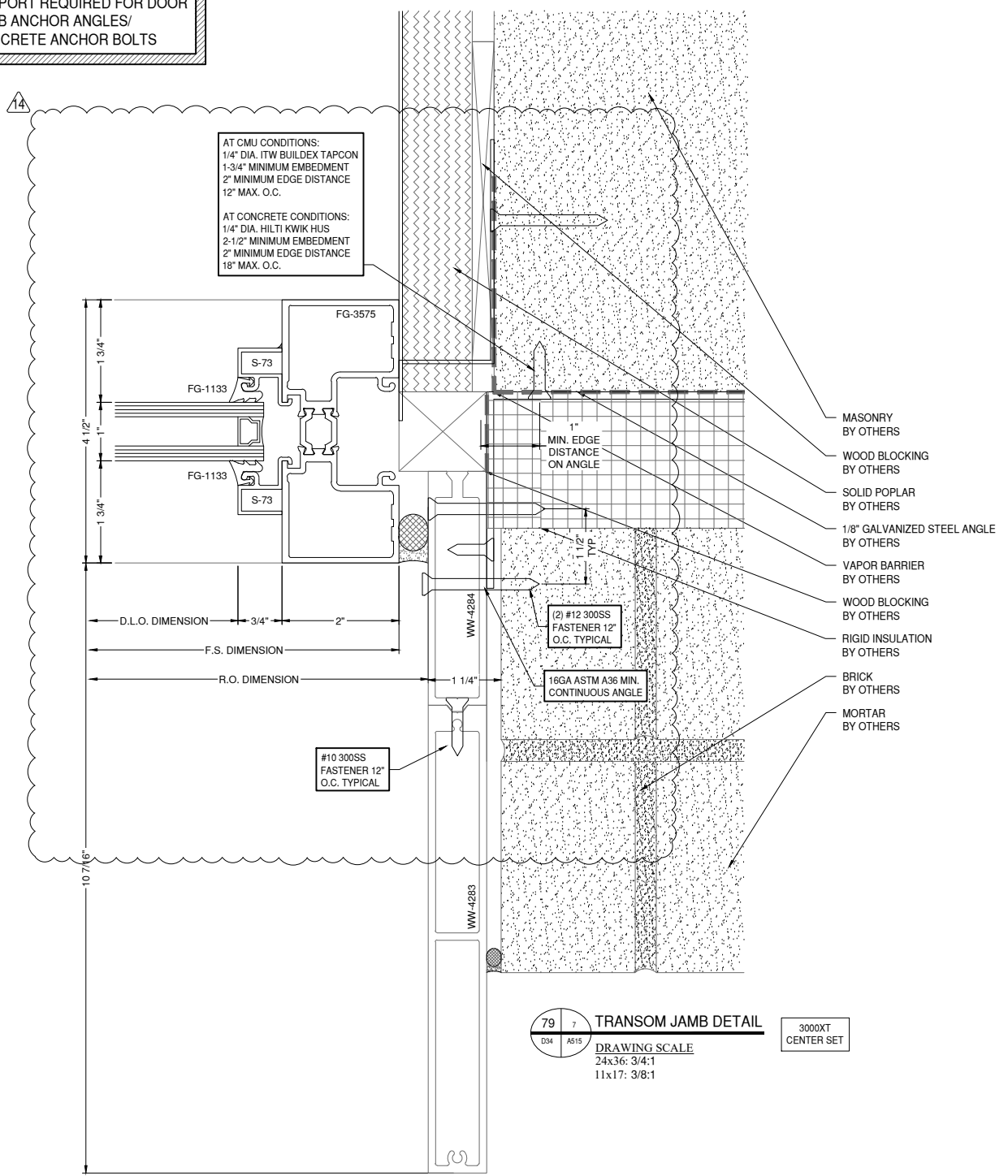
PROJECT NAME:
OMVHS

SHEET DESCRIPTION:
DETAILS

SHEET:
D34



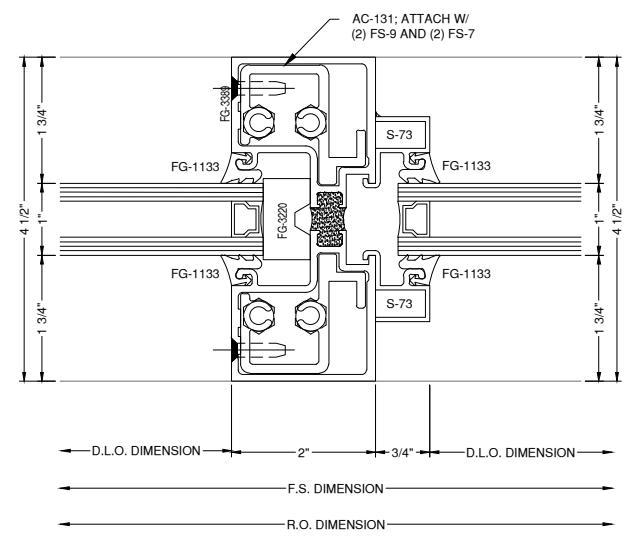
E.O.R. NOTE:
SUPPORT REQUIRED FOR DOOR
JAMB ANCHOR ANGLES/
CONCRETE ANCHOR BOLTS



AT CMU CONDITIONS:
1/4" DIA. ITW BUILDEX TAPCON
1-3/4" MINIMUM EMBEDMENT
2" MINIMUM EDGE DISTANCE
12" MAX. O.C.

AT CONCRETE CONDITIONS:
1/4" DIA. HILTI KWIK HUS
2-1/2" MINIMUM EMBEDMENT
2" MINIMUM EDGE DISTANCE
18" MAX. O.C.

79 **7** **TRANSOM JAMB DETAIL**
DRAWING SCALE
24x36: 3/4:1
11x17: 3/8:1
3000XT
CENTER SET



80 **7** **TRANSOM JAMB DETAIL**
DRAWING SCALE
24x36: 3/4:1
11x17: 3/8:1
3000XT
CENTER SET

NOTE:
FASTENERS SHOWN FOR LOCATION
REFERENCE ONLY. FASTENER TYPE, SIZE
AND SPACING ARE TO BE DETERMINED
BY THE PROFESSIONAL ENGINEER.

NOTE:
ALL DIMENSIONS TO BE FIELD
VERIFIED PRIOR TO FABRICATION

GLAZING CONTRACTOR

999 STREET, ST
CITY, STATE 99999
PH: 999.999.9999

MP drafting
& design

www.MPDRAFTING.com
P: 248.522.7096
F: 248.522.7030

ARCHITECT:

VMDO ARCHITECTS
200 E. MARKET ST.
CHARLOTTESVILLE, VA 22902
434.296.5984

ARCHITECT NOTE:
ALL NOTES REQUESTING VERIFICATION,
CONFIRMATION, OR INFORMATION THAT ARE
NOT ANSWERED ARE ASSUMED TO BE
CORRECT AS SHOWN ON THESE DRAWINGS.

STAMPS/ SUBMITTALS:

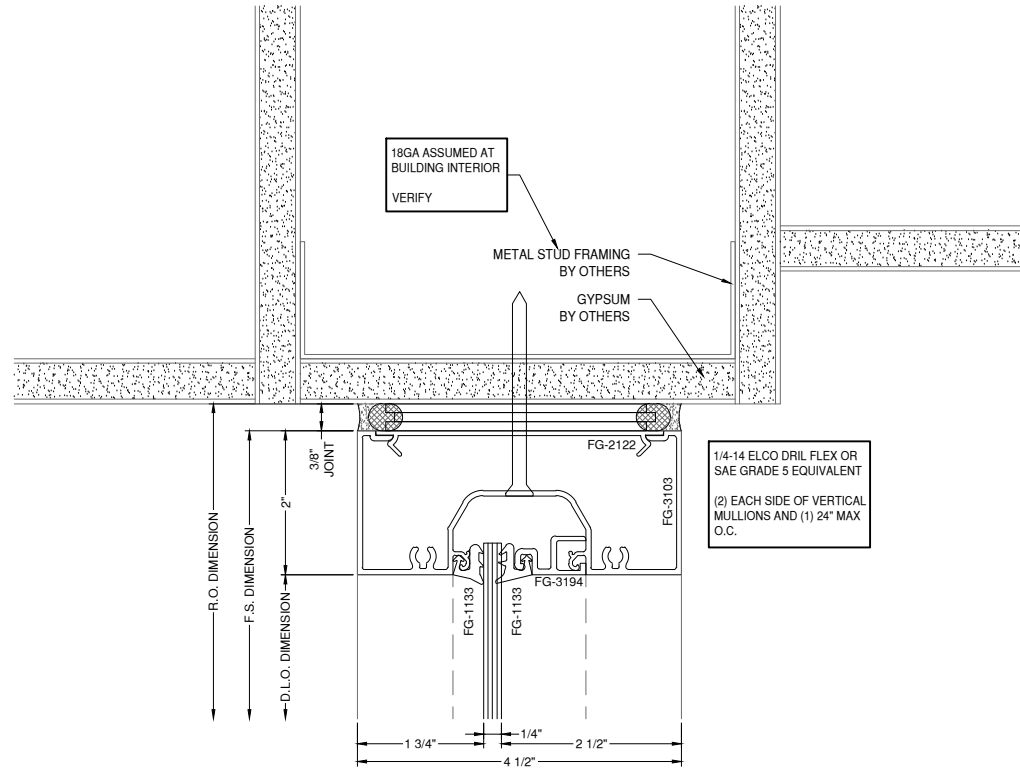
| REVISION | DATE |
|----------|------------|
| 0 | 10.28.2024 |
| 1 | 02.17.2025 |
| 2 | 03.03.2025 |
| 3 | 03.31.2025 |
| 4 | 06.11.2025 |
| 5 | 08.08.2025 |
| 6 | 09.02.2025 |
| 7 | 09.15.2025 |
| 8 | 10.16.2025 |
| 9 | 10.21.2025 |
| 10 | 10.31.2025 |
| 11 | 11.20.2025 |
| 12 | 01.09.2026 |
| 13 | 01.21.2026 |
| 14 | 02.12.2026 |
| 15 | 02.25.2026 |

PROJECT NUMBER:
24-323

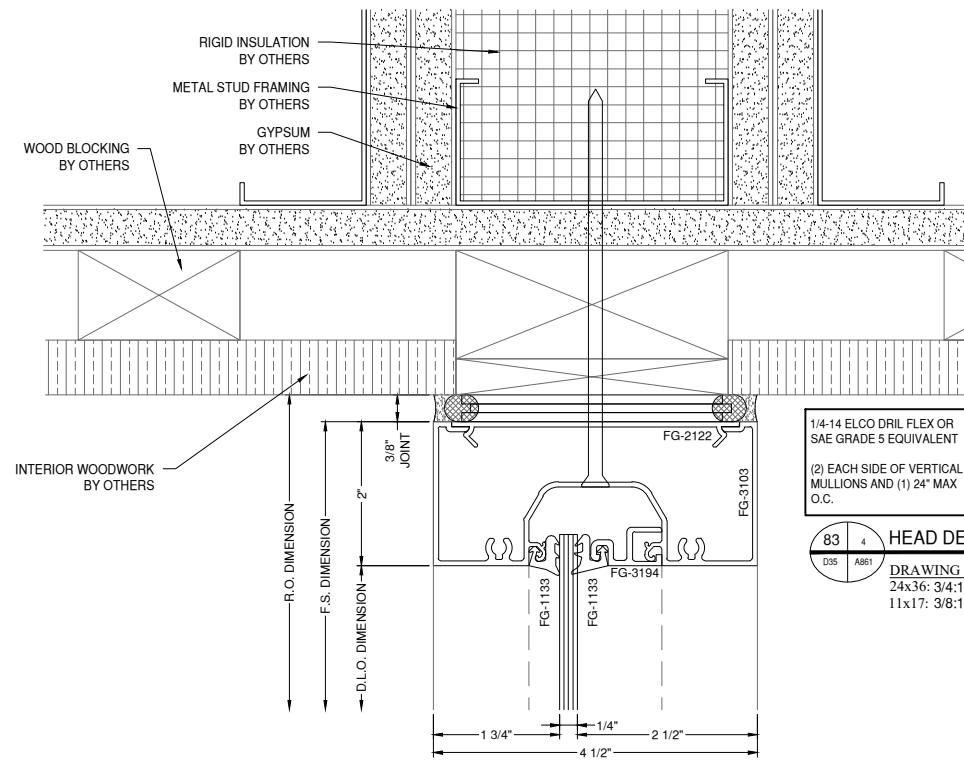
PROJECT NAME:
OMVHS

SHEET DESCRIPTION:
DETAILS

SHEET:
D35

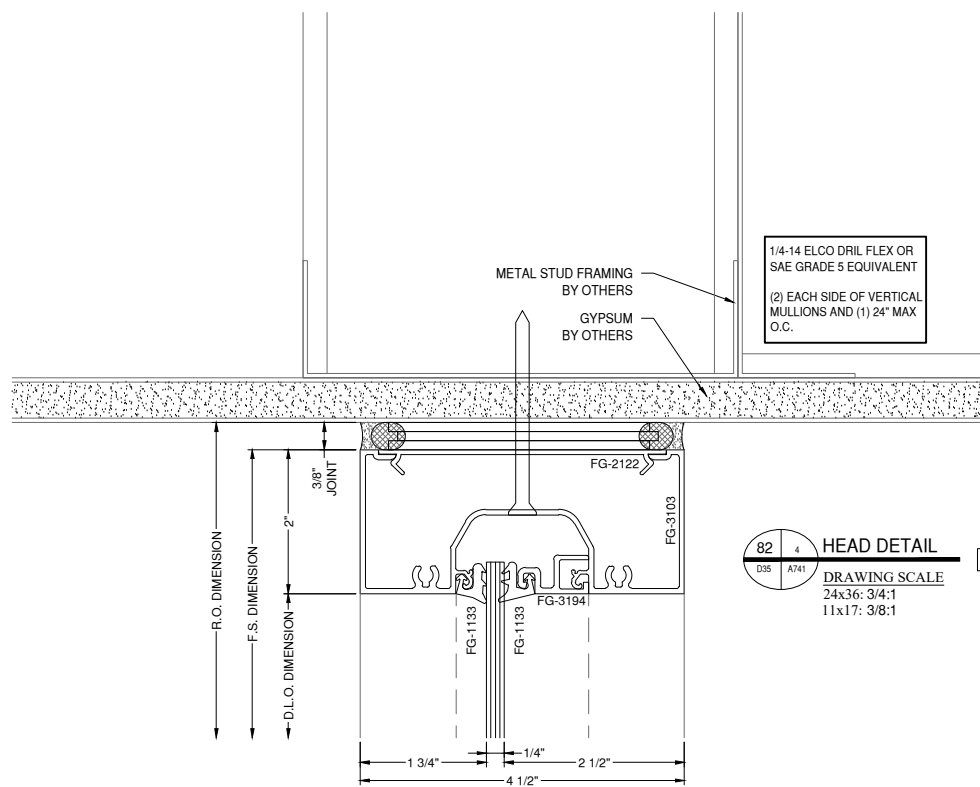


81 HEAD DETAIL
DRAWING SCALE
24x36: 3/4:1
11x17: 3/8:1
FG-3000

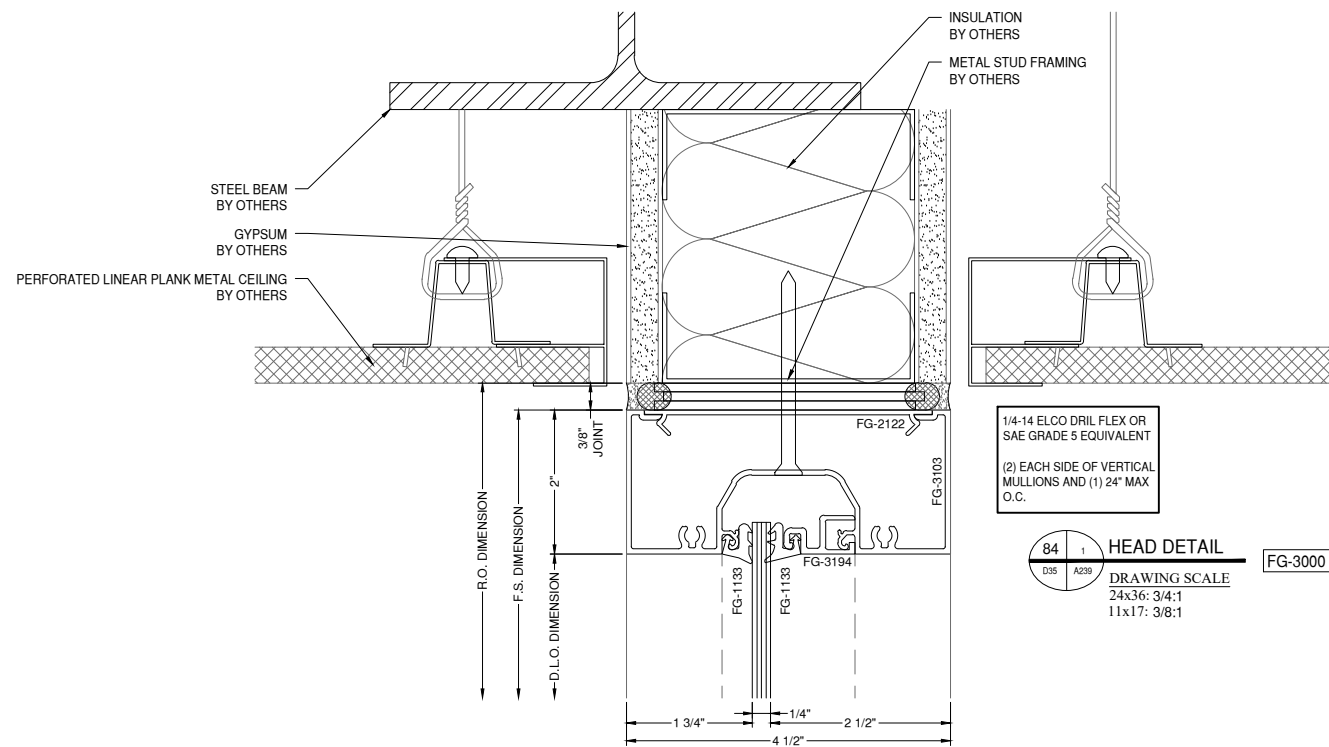


83 HEAD DETAIL
DRAWING SCALE
24x36: 3/4:1
11x17: 3/8:1
FG-3000

NOTE:
MINIMUM EMBEDMENT TO BE PROVIDED
BY THE ENGINEER. TYPICAL OF ALL.



82 HEAD DETAIL
DRAWING SCALE
24x36: 3/4:1
11x17: 3/8:1
FG-3000



84 HEAD DETAIL
DRAWING SCALE
24x36: 3/4:1
11x17: 3/8:1
FG-3000

NOTE:
FASTENERS SHOWN FOR LOCATION
REFERENCE ONLY. FASTENER TYPE, SIZE
AND SPACING ARE TO BE DETERMINED
BY THE PROFESSIONAL ENGINEER.

NOTE:
ALL DIMENSIONS TO BE FIELD
VERIFIED PRIOR TO FABRICATION

GLAZING CONTRACTOR

999 STREET, ST
CITY, STATE 99999
PH: 999.999.9999

MP drafting
& design

www.MPDRAFTING.com
P: 248.522.7096
F: 248.522.7030

ARCHITECT:

VMDO ARCHITECTS
200 E. MARKET ST.
CHARLOTTESVILLE, VA 22902
434.296.5984

ARCHITECT NOTE:
ALL NOTES REQUESTING VERIFICATION,
CONFIRMATION, OR INFORMATION THAT ARE
NOT ANSWERED ARE ASSUMED TO BE
CORRECT AS SHOWN ON THESE DRAWINGS.

STAMPS/ SUBMITTALS:

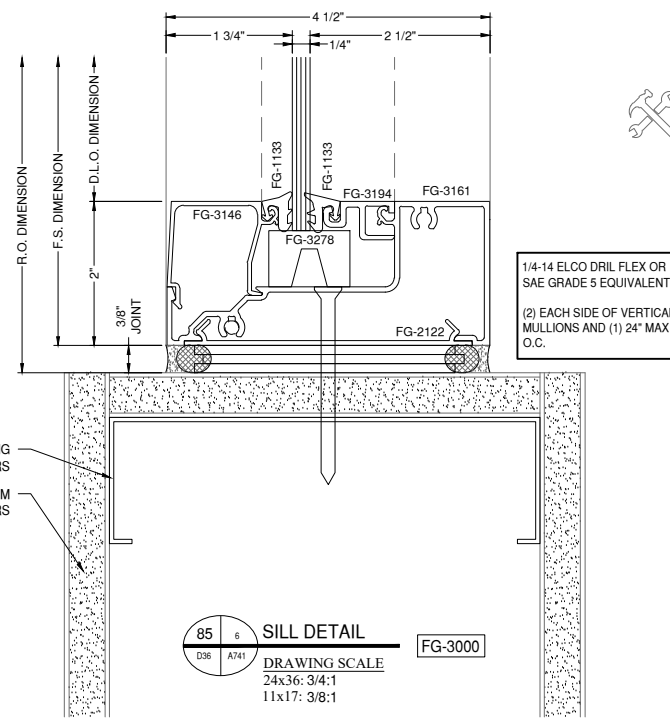
| REVISION | DATE |
|----------|------------|
| 0 | 10.28.2024 |
| 1 | 02.17.2025 |
| 2 | 03.03.2025 |
| 3 | 03.31.2025 |
| 4 | 06.11.2025 |
| 5 | 08.08.2025 |
| 6 | 09.02.2025 |
| 7 | 09.15.2025 |
| 8 | 10.16.2025 |
| 9 | 10.21.2025 |
| 10 | 10.31.2025 |
| 11 | 11.20.2025 |
| 12 | 01.09.2026 |
| 13 | 01.21.2026 |
| 14 | 02.12.2026 |
| 15 | 02.25.2026 |

PROJECT NUMBER:
24-323

PROJECT NAME:
OMVHS

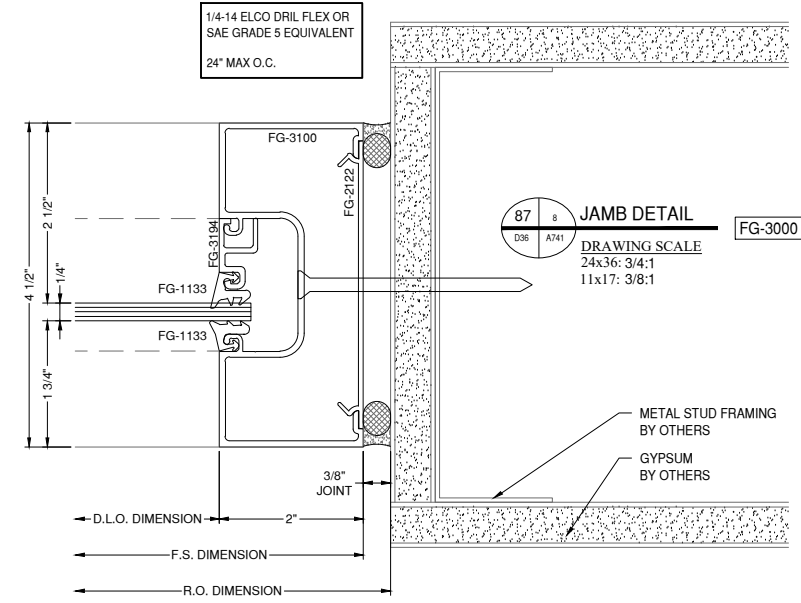
SHEET DESCRIPTION:
DETAILS

SHEET:
D36

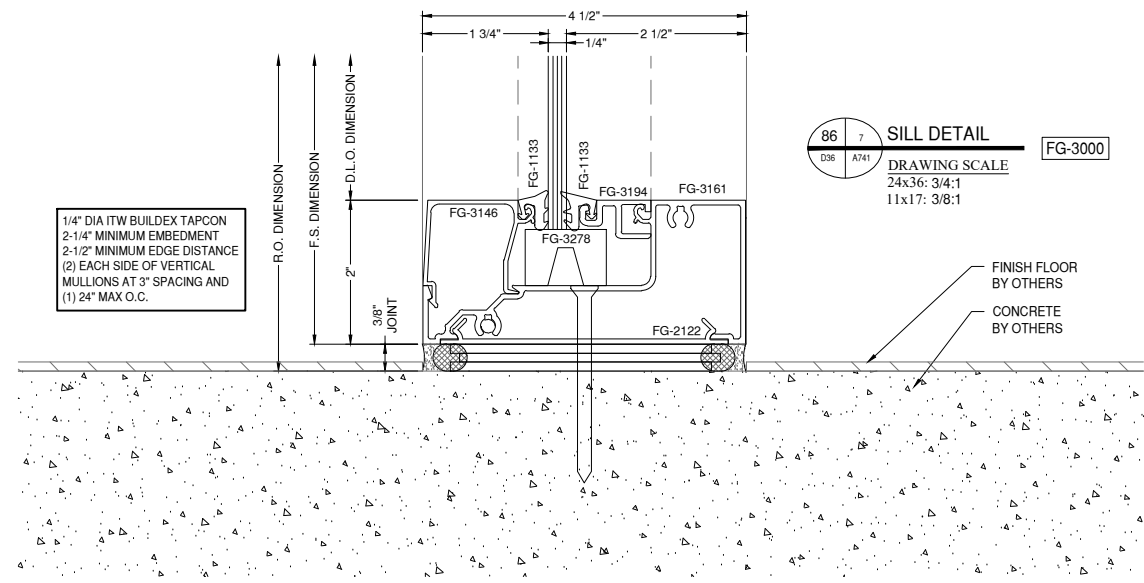


INSTALLER NOTE:
CENTER STOREFRONT ON
WALL - EQUAL SETBACKS

1/4-14 ELCO DRIL FLEX OR
SAE GRADE 5 EQUIVALENT
(2) EACH SIDE OF VERTICAL
MULLIONS AND (1) 24\" MAX
O.C.

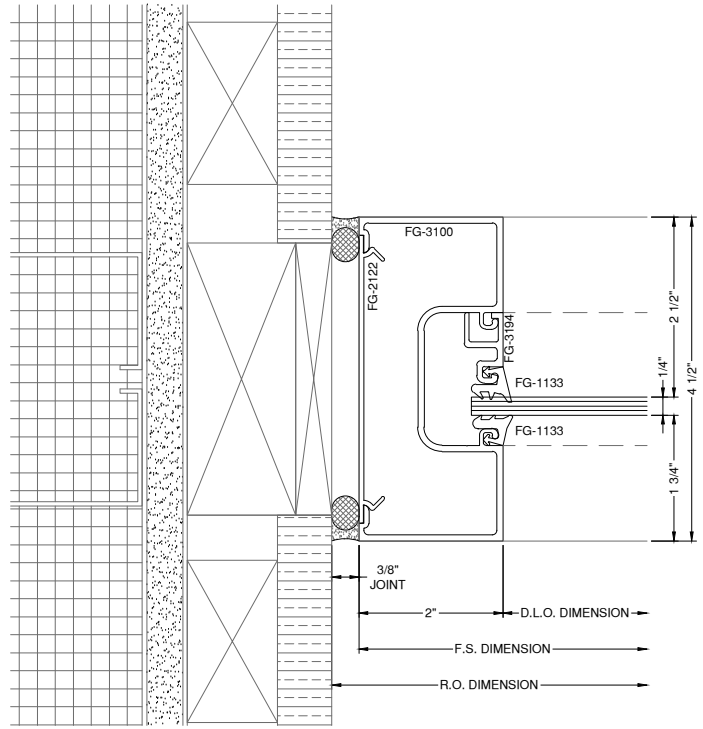


1/4-14 ELCO DRIL FLEX OR
SAE GRADE 5 EQUIVALENT
24\" MAX O.C.



1/4\" DIA TW BUILDEX TAPCON
2-1/4\" MINIMUM EMBEDMENT
2-1/2\" MINIMUM EDGE DISTANCE
(2) EACH SIDE OF VERTICAL
MULLIONS AT 3\" SPACING AND
(1) 24\" MAX O.C.

NOTE:
MINIMUM EMBEDMENT TO BE PROVIDED
BY THE ENGINEER. TYPICAL OF ALL.



NOTE:
FASTENERS SHOWN FOR LOCATION
REFERENCE ONLY. FASTENER TYPE, SIZE
AND SPACING ARE TO BE DETERMINED
BY THE PROFESSIONAL ENGINEER.

NOTE:
ALL DIMENSIONS TO BE FIELD
VERIFIED PRIOR TO FABRICATION

GLAZING CONTRACTOR

999 STREET, ST
CITY, STATE 99999
PH: 999.999.9999

MP drafting
& design

www.MPDRAFTING.com
P: 248.522.7096
F: 248.522.7030

ARCHITECT:

VMDO ARCHITECTS
200 E. MARKET ST.
CHARLOTTESVILLE, VA 22902
434.296.5984

ARCHITECT NOTE:
ALL NOTES REQUESTING VERIFICATION,
CONFIRMATION, OR INFORMATION THAT ARE
NOT ANSWERED ARE ASSUMED TO BE
CORRECT AS SHOWN ON THESE DRAWINGS.

STAMPS/ SUBMITTALS:

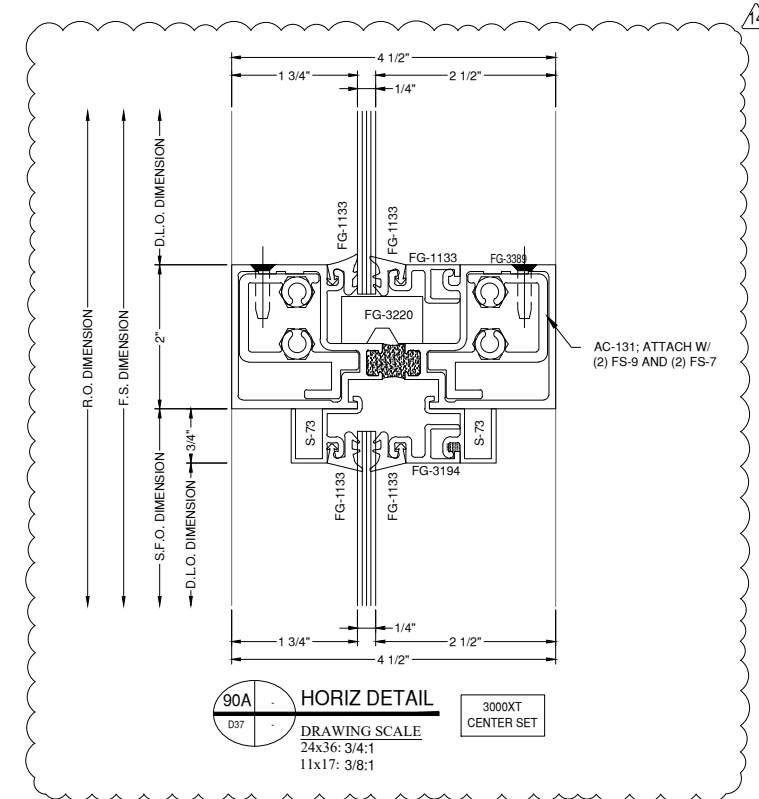
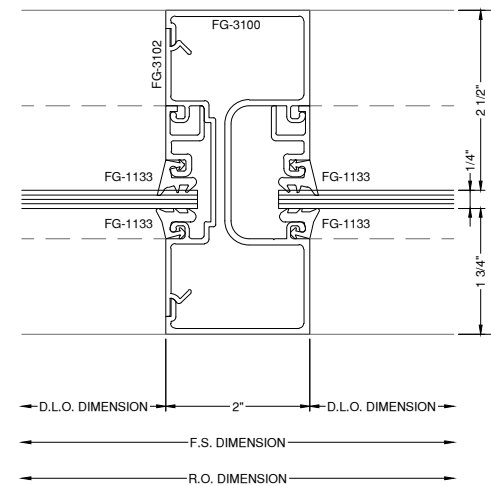
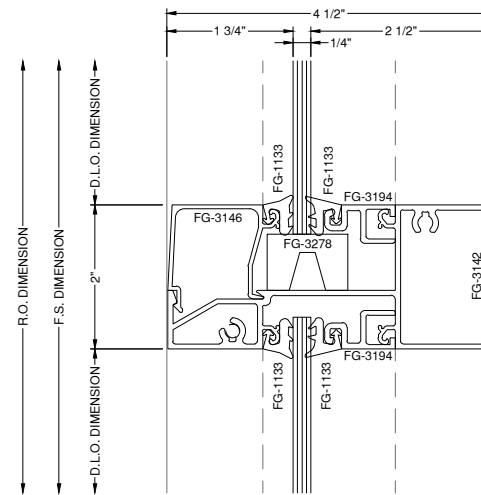
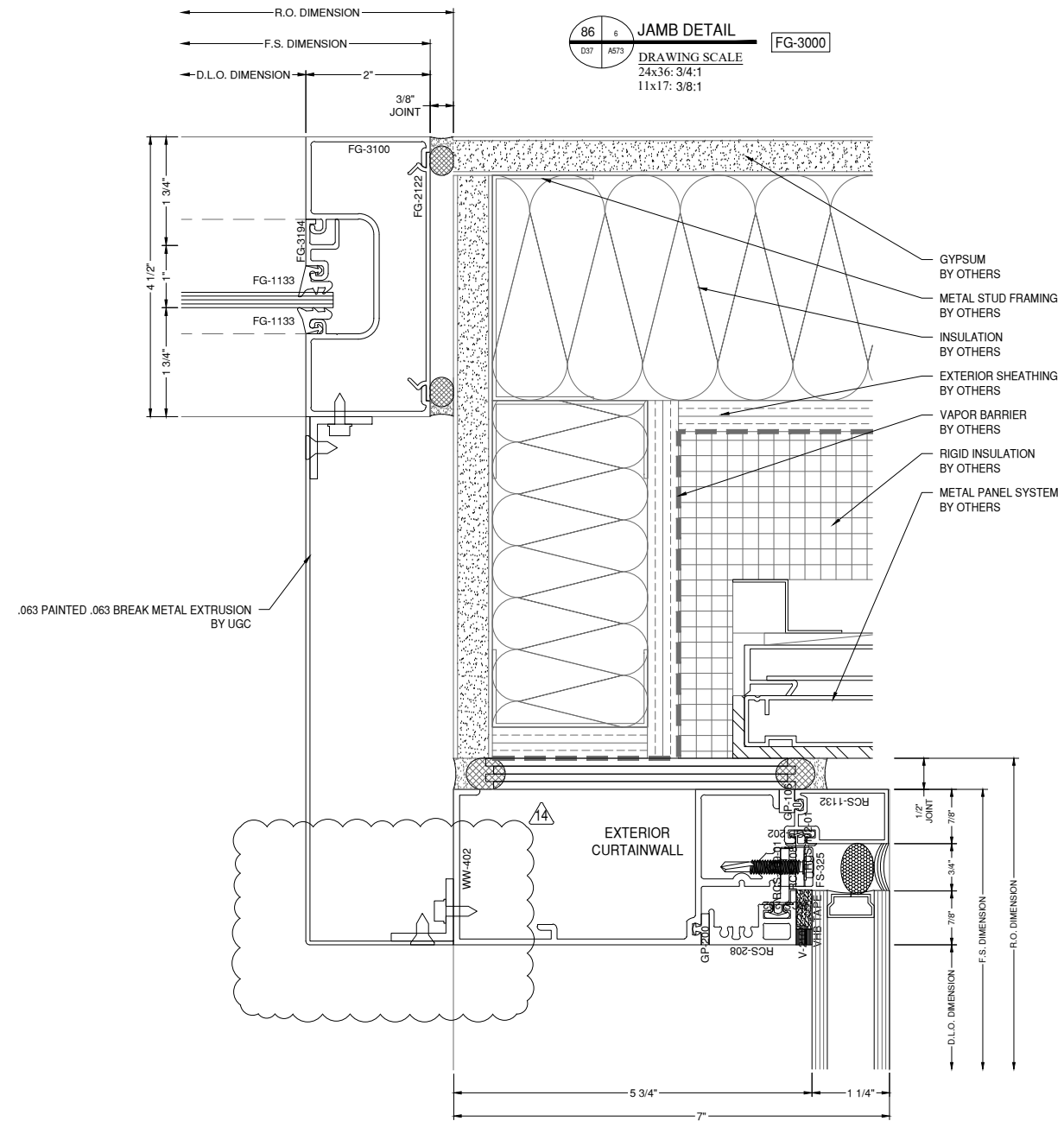
| REVISION | DATE |
|----------|------------|
| 0 | 10.28.2024 |
| 1 | 02.17.2025 |
| 2 | 03.03.2025 |
| 3 | 03.31.2025 |
| 4 | 06.11.2025 |
| 5 | 08.08.2025 |
| 6 | 09.02.2025 |
| 7 | 09.15.2025 |
| 8 | 10.16.2025 |
| 9 | 10.21.2025 |
| 10 | 10.31.2025 |
| 11 | 11.20.2025 |
| 12 | 01.09.2026 |
| 13 | 01.21.2026 |
| 14 | 02.12.2026 |
| 15 | 02.25.2026 |

PROJECT NUMBER:
24-323

PROJECT NAME:
OMVHS

SHEET DESCRIPTION:
DETAILS

SHEET:
D37



NOTE:
FASTENERS SHOWN FOR LOCATION
REFERENCE ONLY. FASTENER TYPE, SIZE
AND SPACING ARE TO BE DETERMINED
BY THE PROFESSIONAL ENGINEER.

NOTE:
ALL DIMENSIONS TO BE FIELD
VERIFIED PRIOR TO FABRICATION

GLAZING CONTRACTOR

999 STREET, ST
CITY, STATE 99999
PH: 999.999.9999

MP drafting
& design

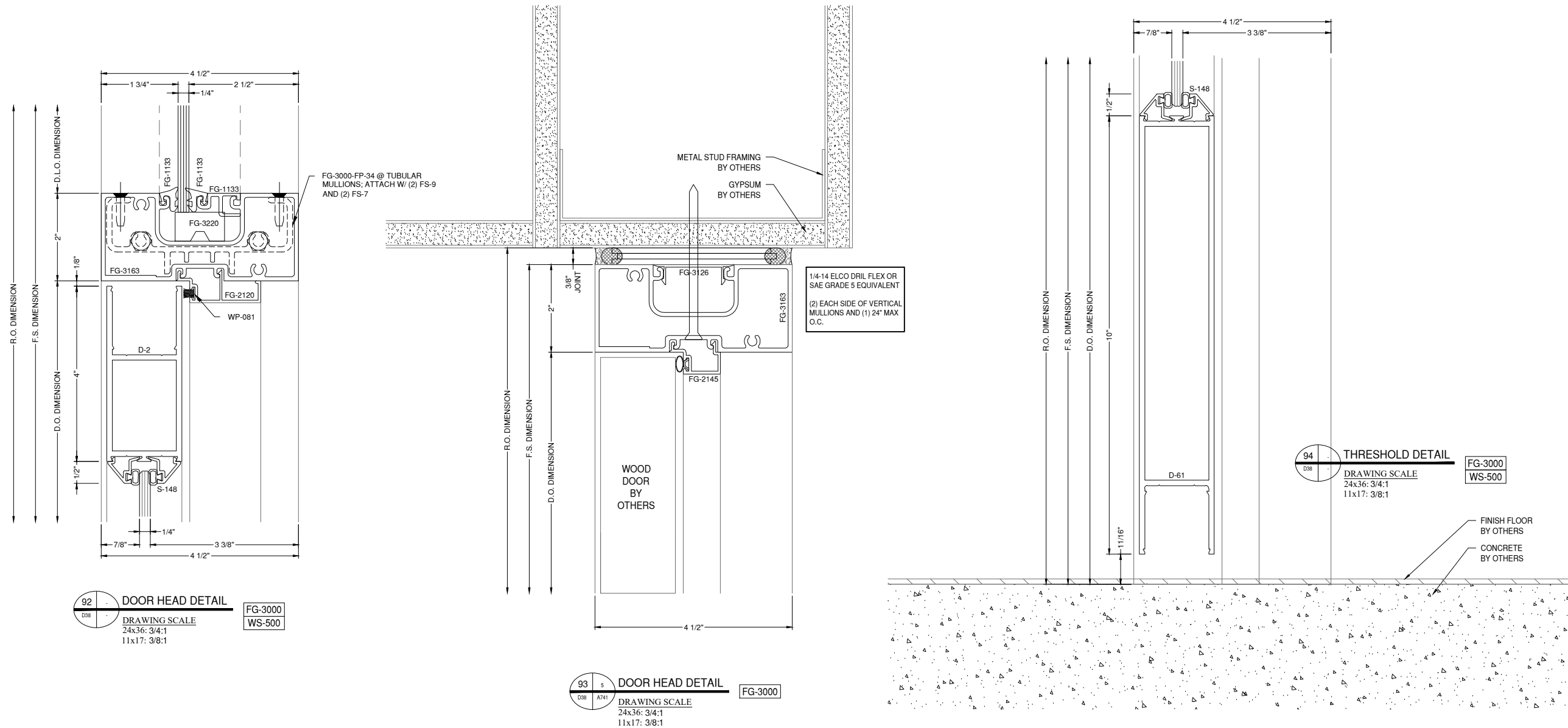
www.MPDRAFTING.com
P: 248.522.7096
F: 248.522.7030

ARCHITECT:

VMDO ARCHITECTS
200 E. MARKET ST.
CHARLOTTESVILLE, VA 22902
434.296.5984

ARCHITECT NOTE:
ALL NOTES REQUESTING VERIFICATION,
CONFIRMATION, OR INFORMATION THAT ARE
NOT ANSWERED ARE ASSUMED TO BE
CORRECT AS SHOWN ON THESE DRAWINGS.

STAMPS/ SUBMITTALS:



92 DOOR HEAD DETAIL
DRAWING SCALE
24x36: 3/4:1
11x17: 3/8:1
FG-3000
WS-500

93 DOOR HEAD DETAIL
DRAWING SCALE
24x36: 3/4:1
11x17: 3/8:1
FG-3000

94 THRESHOLD DETAIL
DRAWING SCALE
24x36: 3/4:1
11x17: 3/8:1
FG-3000
WS-500

| REVISION | DATE |
|----------|------------|
| 0 | 10.28.2024 |
| 1 | 02.17.2025 |
| 2 | 03.03.2025 |
| 3 | 03.31.2025 |
| 4 | 06.11.2025 |
| 5 | 08.08.2025 |
| 6 | 09.02.2025 |
| 7 | 09.15.2025 |
| 8 | 10.16.2025 |
| 9 | 10.21.2025 |
| 10 | 10.31.2025 |
| 11 | 11.20.2025 |
| 12 | 01.09.2026 |
| 13 | 01.21.2026 |
| 14 | 02.12.2026 |
| 15 | 02.25.2026 |

PROJECT NUMBER:
24-323

PROJECT NAME:
OMVHS

SHEET DESCRIPTION:
DETAILS

SHEET:
D38

NOTE:
FASTENERS SHOWN FOR LOCATION
REFERENCE ONLY. FASTENER TYPE, SIZE
AND SPACING ARE TO BE DETERMINED
BY THE PROFESSIONAL ENGINEER.

NOTE:
ALL DIMENSIONS TO BE FIELD
VERIFIED PRIOR TO FABRICATION

GLAZING CONTRACTOR

999 STREET, ST
CITY, STATE 99999
PH: 999.999.9999

MP drafting
& design

www.MPDRAFTING.com
P: 248.522.7096
F: 248.522.7030

ARCHITECT:

VMDO ARCHITECTS
200 E. MARKET ST.
CHARLOTTESVILLE, VA 22902
434.296.5984

ARCHITECT NOTE:
ALL NOTES REQUESTING VERIFICATION,
CONFIRMATION, OR INFORMATION THAT ARE
NOT ANSWERED ARE ASSUMED TO BE
CORRECT AS SHOWN ON THESE DRAWINGS.

STAMPS/ SUBMITTALS:

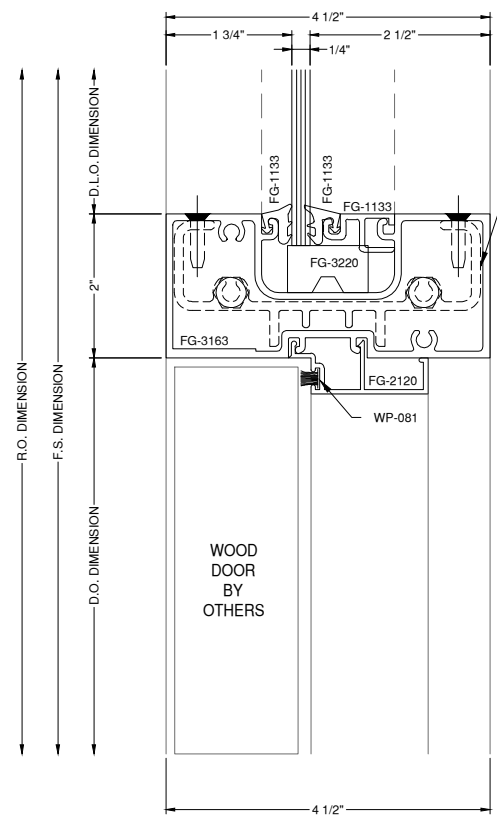
| REVISION | DATE |
|----------|------------|
| 0 | 10.28.2024 |
| 1 | 02.17.2025 |
| 2 | 03.03.2025 |
| 3 | 03.31.2025 |
| 4 | 06.11.2025 |
| 5 | 08.08.2025 |
| 6 | 09.15.2025 |
| 7 | 09.02.2025 |
| 8 | 09.15.2025 |
| 9 | 10.16.2025 |
| 10 | 10.21.2025 |
| 11 | 10.31.2025 |
| 12 | 11.20.2025 |
| 13 | 01.09.2026 |
| 14 | 01.21.2026 |
| 15 | 02.12.2026 |
| | 02.25.2026 |

PROJECT NUMBER:
24-323

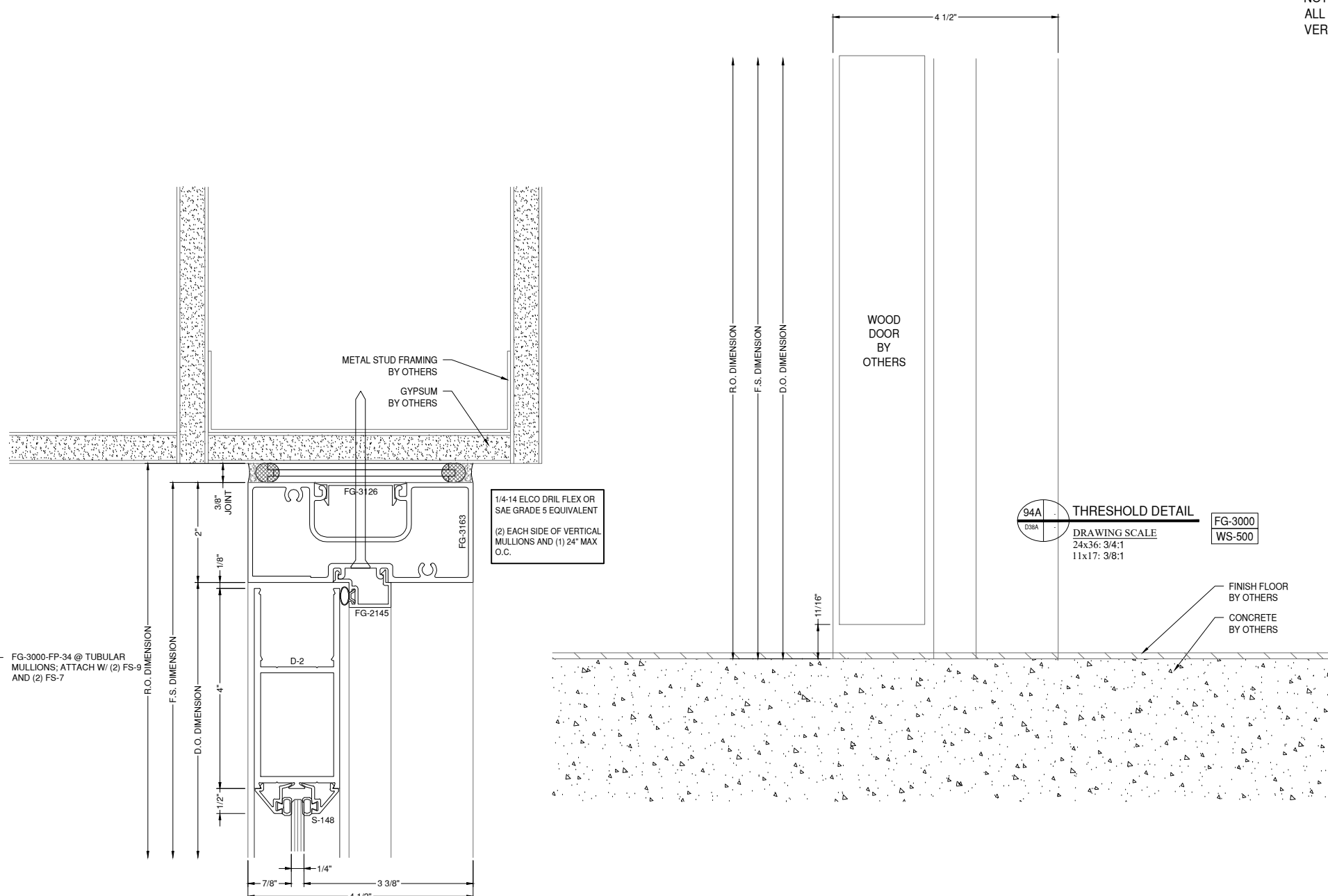
PROJECT NAME:
OMVHS

SHEET DESCRIPTION:
DETAILS

SHEET:
D38A

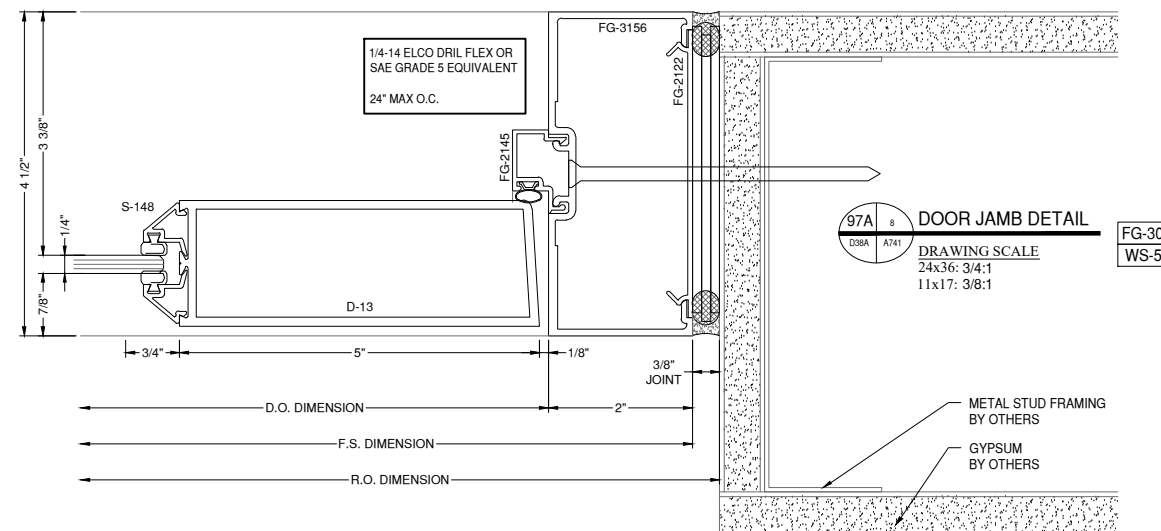


92A DOOR HEAD DETAIL
DRAWING SCALE
24x36: 3/4:1
11x17: 3/8:1
FG-3000
WS-500



94A THRESHOLD DETAIL
DRAWING SCALE
24x36: 3/4:1
11x17: 3/8:1
FG-3000
WS-500

93A DOOR HEAD DETAIL
DRAWING SCALE
24x36: 3/4:1
11x17: 3/8:1
FG-3000
WS-500



97A DOOR JAMB DETAIL
DRAWING SCALE
24x36: 3/4:1
11x17: 3/8:1
FG-3000
WS-500

NOTE:
FASTENERS SHOWN FOR LOCATION
REFERENCE ONLY. FASTENER TYPE, SIZE
AND SPACING ARE TO BE DETERMINED
BY THE PROFESSIONAL ENGINEER.

NOTE:
ALL DIMENSIONS TO BE FIELD
VERIFIED PRIOR TO FABRICATION

GLAZING CONTRACTOR

999 STREET, ST
CITY, STATE 99999
PH: 999.999.9999

MP drafting
& design

www.MPDRAFTING.com
P: 248.522.7096
F: 248.522.7030

ARCHITECT:

VMDO ARCHITECTS
200 E. MARKET ST.
CHARLOTTESVILLE, VA 22902
434.296.5984

ARCHITECT NOTE:
ALL NOTES REQUESTING VERIFICATION,
CONFIRMATION, OR INFORMATION THAT ARE
NOT ANSWERED ARE ASSUMED TO BE
CORRECT AS SHOWN ON THESE DRAWINGS.

STAMPS/ SUBMITTALS:

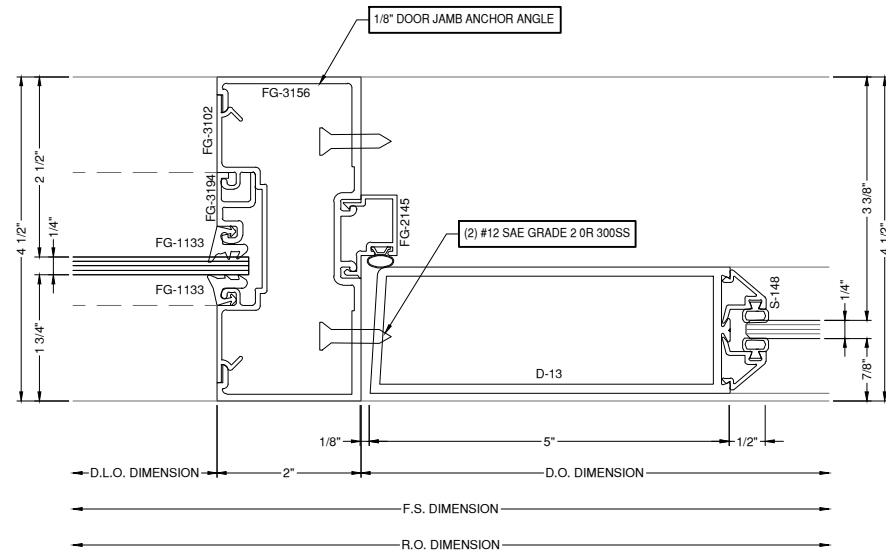
| REVISION | DATE |
|----------|------------|
| 0 | 10.28.2024 |
| 1 | 02.17.2025 |
| 2 | 03.03.2025 |
| 3 | 03.31.2025 |
| 4 | 06.11.2025 |
| 5 | 08.08.2025 |
| 6 | 09.02.2025 |
| 7 | 09.15.2025 |
| 8 | 10.16.2025 |
| 9 | 10.21.2025 |
| 10 | 10.31.2025 |
| 11 | 11.20.2025 |
| 12 | 01.09.2026 |
| 13 | 01.21.2026 |
| 14 | 02.12.2026 |
| 15 | 02.25.2026 |

PROJECT NUMBER:
24-323

PROJECT NAME:
OMVHS

SHEET DESCRIPTION:
DETAILS

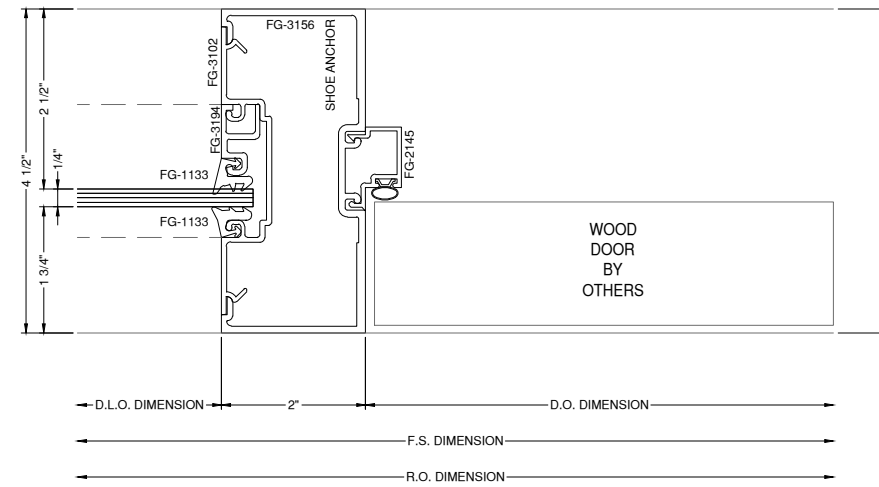
SHEET:
D39



(2) 1/4" DIA ITW BUILD EX TAPCON
2-1/4" MINIMUM EMBEDMENT
2-1/2" MINIMUM EDGE DISTANCE
3" SPACING

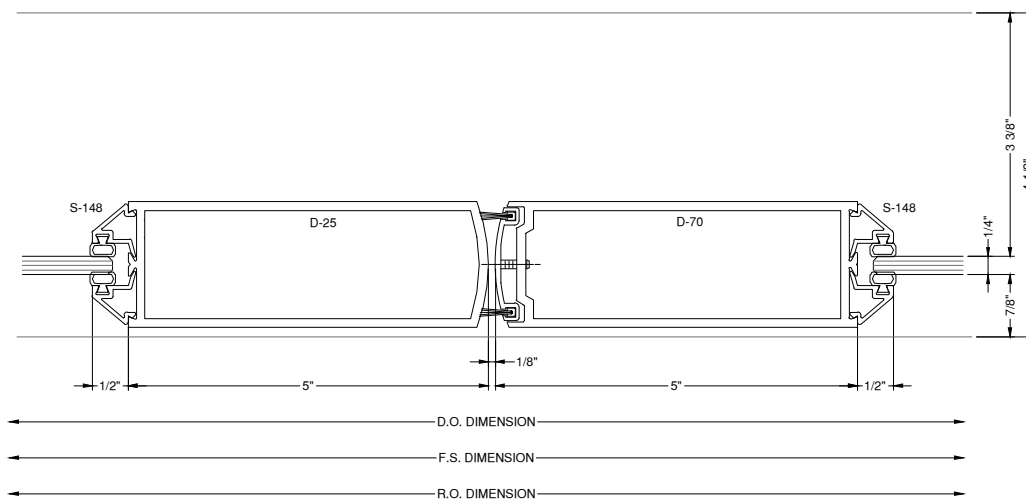
95 DOOR VERT. DETAIL
D39
DRAWING SCALE
24x36: 3/4:1
11x17: 3/8:1

FG-3000
WS-500



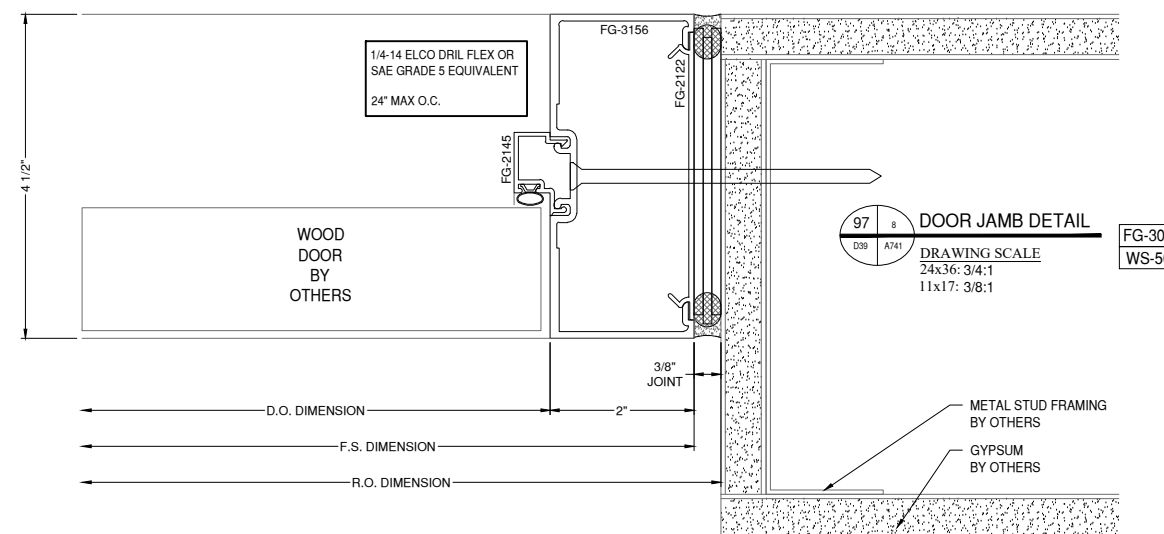
95A DOOR VERT. DETAIL
D39
DRAWING SCALE
24x36: 3/4:1
11x17: 3/8:1

FG-3000
WS-500



96 MEETING STILE DETAIL
D39
DRAWING SCALE
24x36: 3/4:1
11x17: 3/8:1

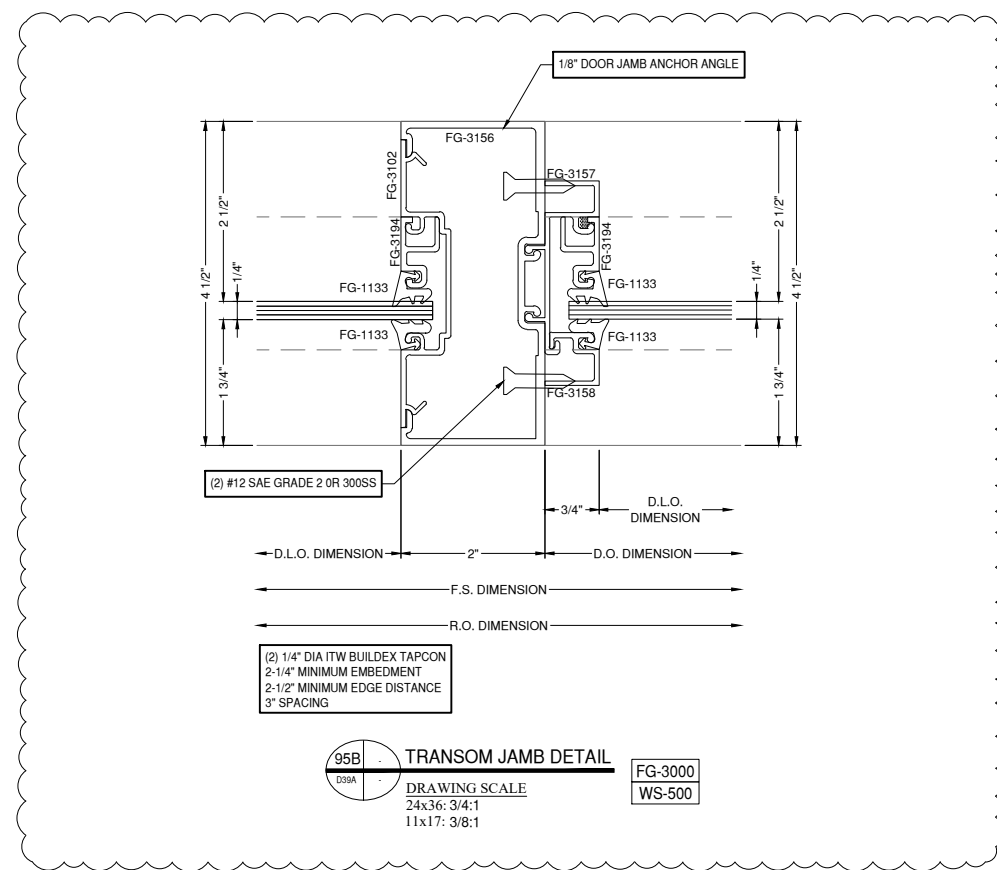
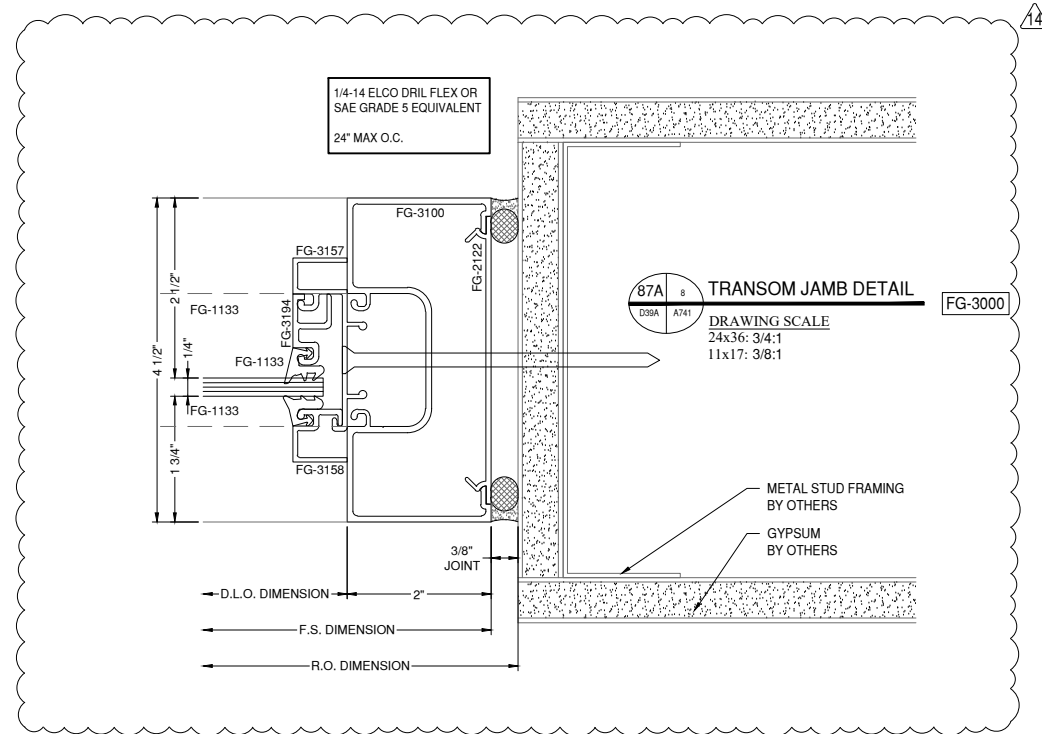
FG-3000
WS-500



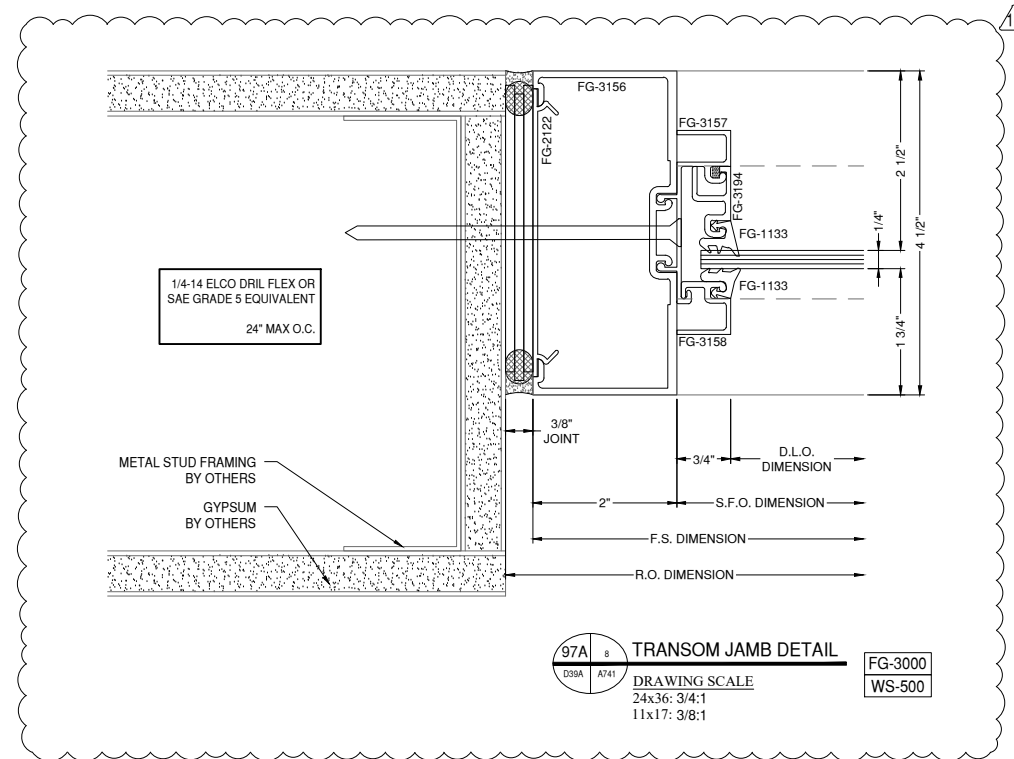
97 DOOR JAMB DETAIL
D39 A741
DRAWING SCALE
24x36: 3/4:1
11x17: 3/8:1

FG-3000
WS-500

NOTE:
FASTENERS SHOWN FOR LOCATION
REFERENCE ONLY. FASTENER TYPE, SIZE
AND SPACING ARE TO BE DETERMINED
BY THE PROFESSIONAL ENGINEER.



NOTE:
ALL DIMENSIONS TO BE FIELD
VERIFIED PRIOR TO FABRICATION



GLAZING CONTRACTOR

999 STREET, ST
CITY, STATE 99999
PH: 999.999.9999



www.MPDRAFTING.com
P: 248.522.7096
F: 248.522.7030

ARCHITECT:

VMDO ARCHITECTS
200 E. MARKET ST.
CHARLOTTESVILLE, VA 22902
434.296.5984

ARCHITECT NOTE:
ALL NOTES REQUESTING VERIFICATION,
CONFIRMATION, OR INFORMATION THAT ARE
NOT ANSWERED ARE ASSUMED TO BE
CORRECT AS SHOWN ON THESE DRAWINGS.

STAMPS/ SUBMITTALS:

| REVISION | DATE |
|----------|------------|
| 0 | 10.28.2024 |
| 1 | 02.17.2025 |
| 2 | 03.03.2025 |
| 3 | 03.31.2025 |
| 4 | 06.11.2025 |
| 5 | 08.08.2025 |
| 6 | 09.02.2025 |
| 7 | 09.15.2025 |
| 8 | 10.16.2025 |
| 9 | 10.21.2025 |
| 10 | 10.31.2025 |
| 11 | 11.20.2025 |
| 12 | 01.09.2026 |
| 13 | 01.21.2026 |
| 14 | 02.12.2026 |
| 15 | 02.25.2026 |

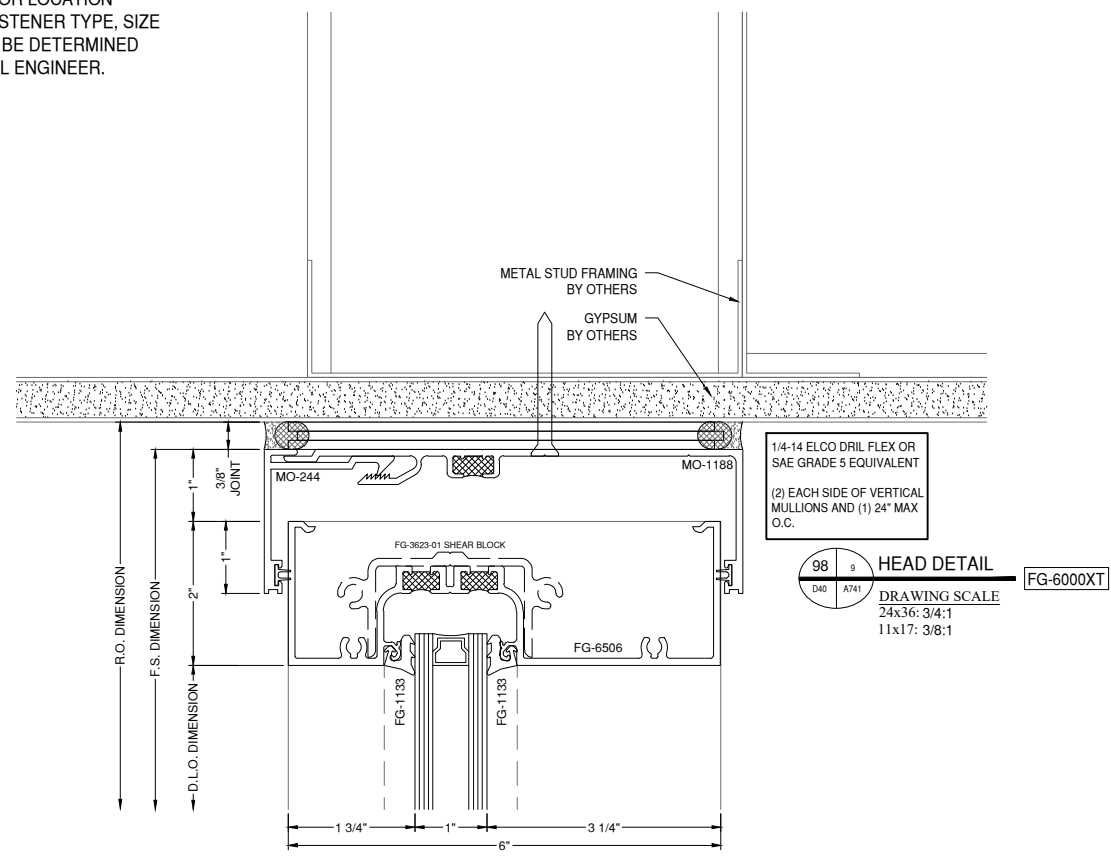
PROJECT NUMBER:
24-323

PROJECT NAME:
OMVHS

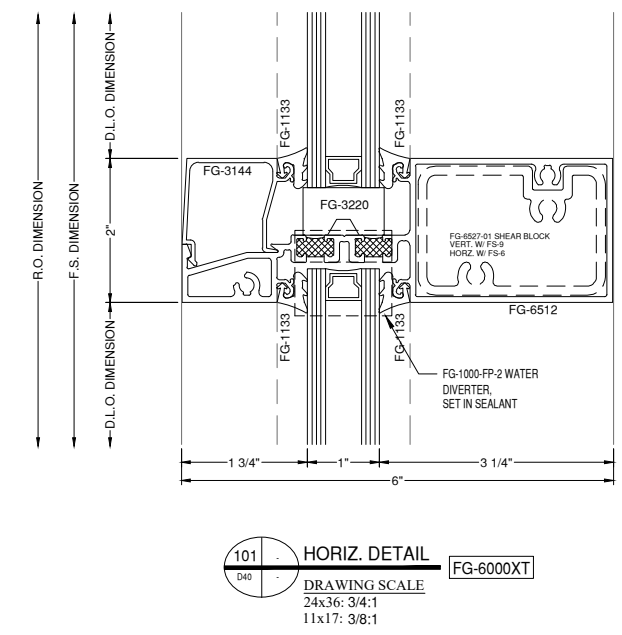
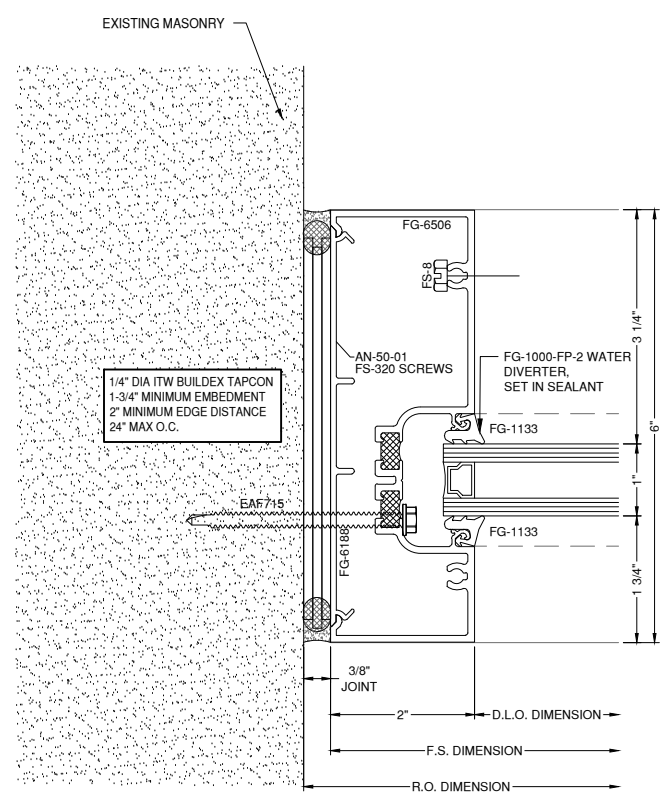
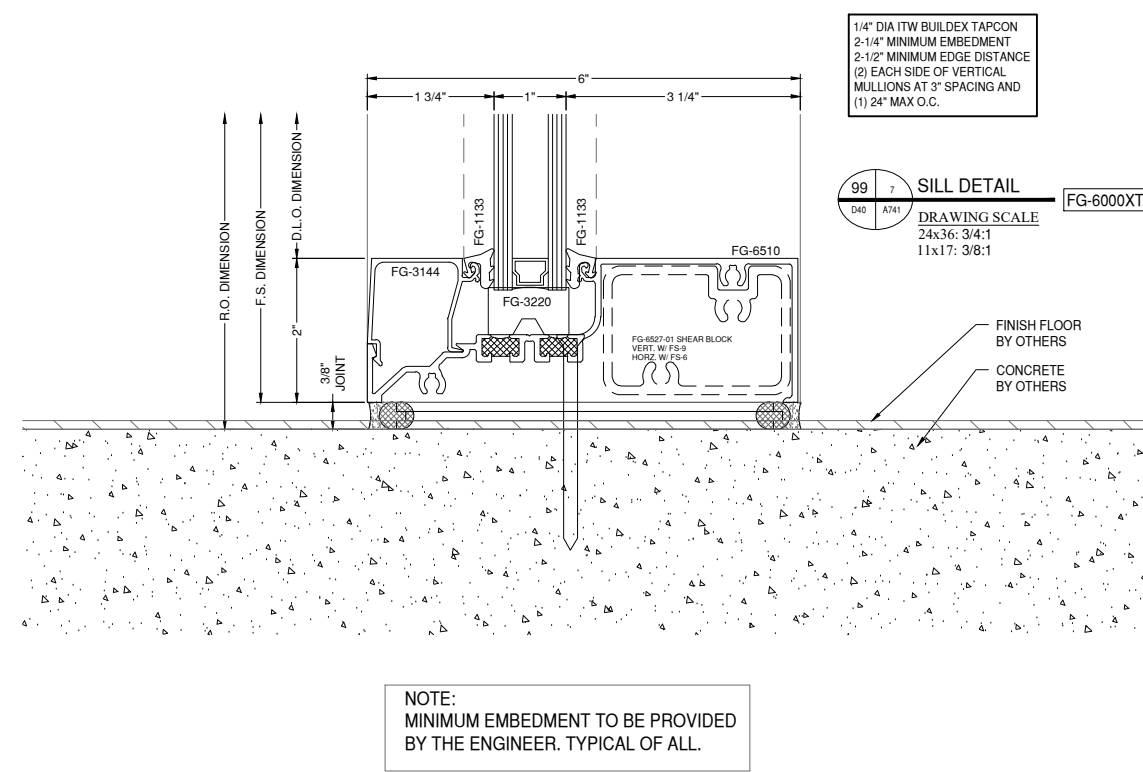
SHEET DESCRIPTION:
DETAILS

SHEET:
D39A

NOTE:
FASTENERS SHOWN FOR LOCATION
REFERENCE ONLY. FASTENER TYPE, SIZE
AND SPACING ARE TO BE DETERMINED
BY THE PROFESSIONAL ENGINEER.



NOTE:
ALL DIMENSIONS TO BE FIELD
VERIFIED PRIOR TO FABRICATION



GLAZING CONTRACTOR

999 STREET, ST
CITY, STATE 99999
PH: 999.999.9999

MP drafting
& design
www.MPDRAFTING.com
P: 248.522.7096
F: 248.522.7030

ARCHITECT:
VMDO ARCHITECTS
200 E. MARKET ST.
CHARLOTTESVILLE, VA 22902
434.296.5984

ARCHITECT NOTE:
ALL NOTES REQUESTING VERIFICATION,
CONFIRMATION, OR INFORMATION THAT ARE
NOT ANSWERED ARE ASSUMED TO BE
CORRECT AS SHOWN ON THESE DRAWINGS.

STAMPS/ SUBMITTALS:

| REVISION | DATE |
|----------|------------|
| 0 | 10.28.2024 |
| 1 | 02.17.2025 |
| 2 | 03.03.2025 |
| 3 | 03.31.2025 |
| 4 | 06.11.2025 |
| 5 | 08.08.2025 |
| 6 | 09.15.2025 |
| 7 | 09.02.2025 |
| 8 | 09.15.2025 |
| 9 | 10.16.2025 |
| 10 | 10.21.2025 |
| 11 | 10.31.2025 |
| 12 | 11.20.2025 |
| 13 | 01.09.2026 |
| 14 | 01.21.2026 |
| 15 | 02.12.2026 |
| 16 | 02.25.2026 |

PROJECT NUMBER:
24-323

PROJECT NAME:
OMVHS

SHEET DESCRIPTION:
DETAILS

SHEET:
D40

NOTE:
FASTENERS SHOWN FOR LOCATION
REFERENCE ONLY. FASTENER TYPE, SIZE
AND SPACING ARE TO BE DETERMINED
BY THE PROFESSIONAL ENGINEER.

NOTE:
ALL DIMENSIONS TO BE FIELD
VERIFIED PRIOR TO FABRICATION

GLAZING CONTRACTOR

999 STREET, ST
CITY, STATE 99999
PH: 999.999.9999

MP drafting
& design

www.MPDRAFTING.com
P: 248.522.7096
F: 248.522.7030

ARCHITECT:

VDMO ARCHITECTS
200 E. MARKET ST.
CHARLOTTESVILLE, VA 22902
434.296.5984

ARCHITECT NOTE:
ALL NOTES REQUESTING VERIFICATION,
CONFIRMATION, OR INFORMATION THAT ARE
NOT ANSWERED ARE ASSUMED TO BE
CORRECT AS SHOWN ON THESE DRAWINGS.

STAMPS/ SUBMITTALS:

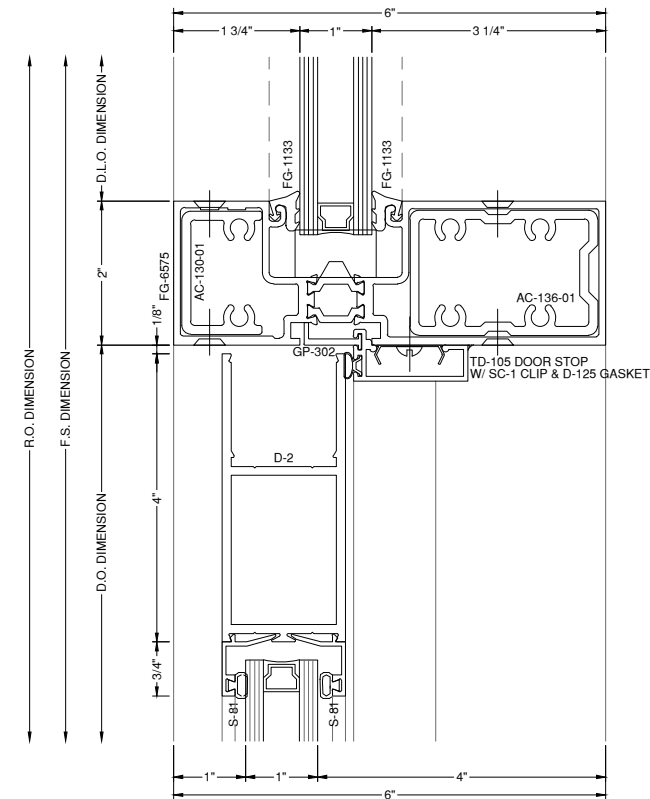
| REVISION | DATE |
|----------|------------|
| 0 | 10.28.2024 |
| 1 | 02.17.2025 |
| 2 | 03.03.2025 |
| 3 | 03.31.2025 |
| 4 | 06.11.2025 |
| 5 | 08.08.2025 |
| 6 | 09.02.2025 |
| 7 | 09.15.2025 |
| 8 | 10.16.2025 |
| 9 | 10.21.2025 |
| 10 | 10.31.2025 |
| 11 | 11.20.2025 |
| 12 | 01.09.2026 |
| 13 | 01.21.2026 |
| 14 | 02.12.2026 |
| 15 | 02.25.2026 |

PROJECT NUMBER:
24-323

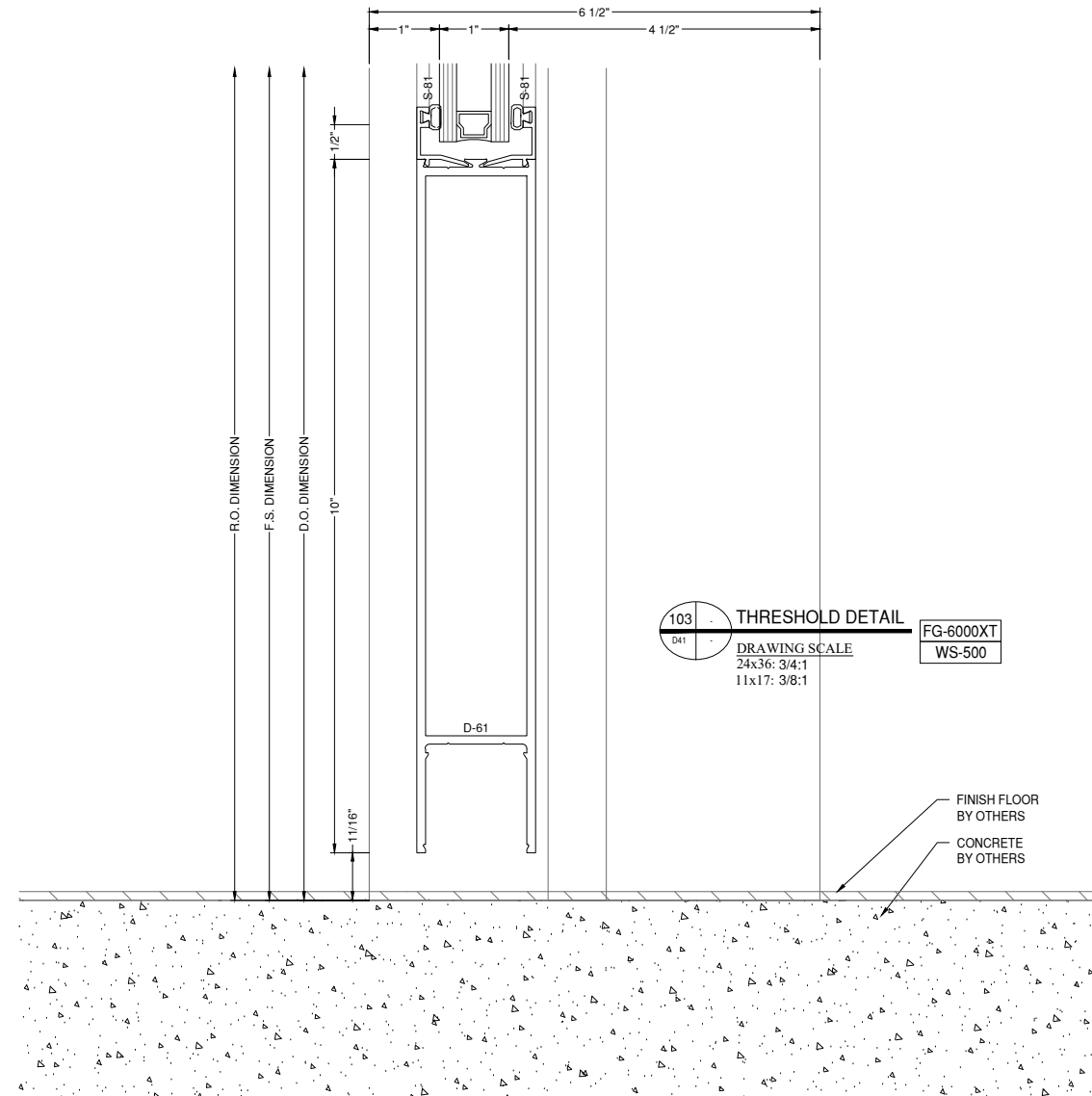
PROJECT NAME:
OMVHS

SHEET DESCRIPTION:
DETAILS

SHEET:
D41



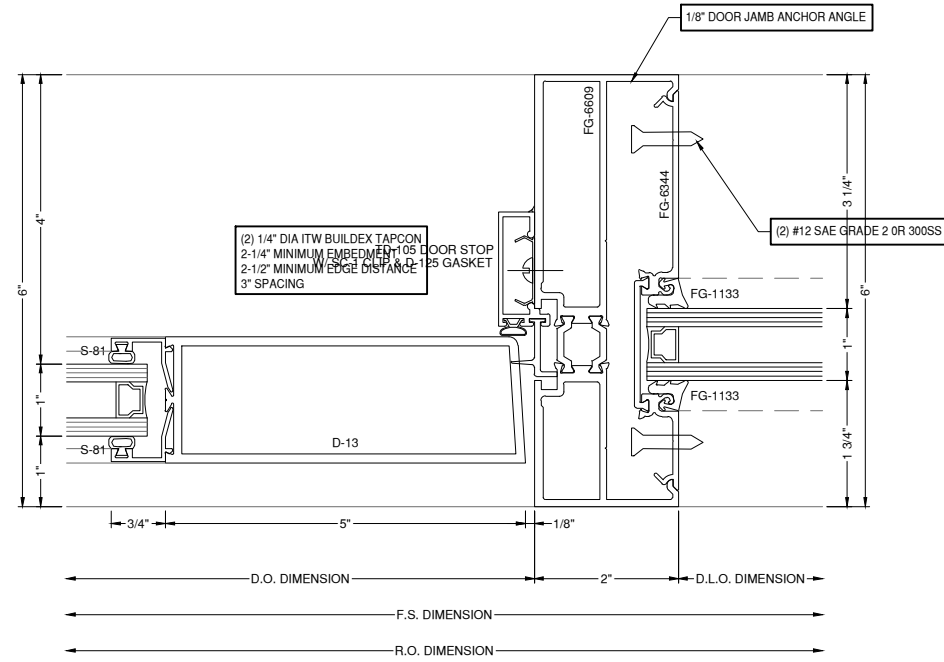
102 DOOR HEAD DETAIL
D41
DRAWING SCALE
24x36: 3/4:1
11x17: 3/8:1
FG-6000XT
WS-500



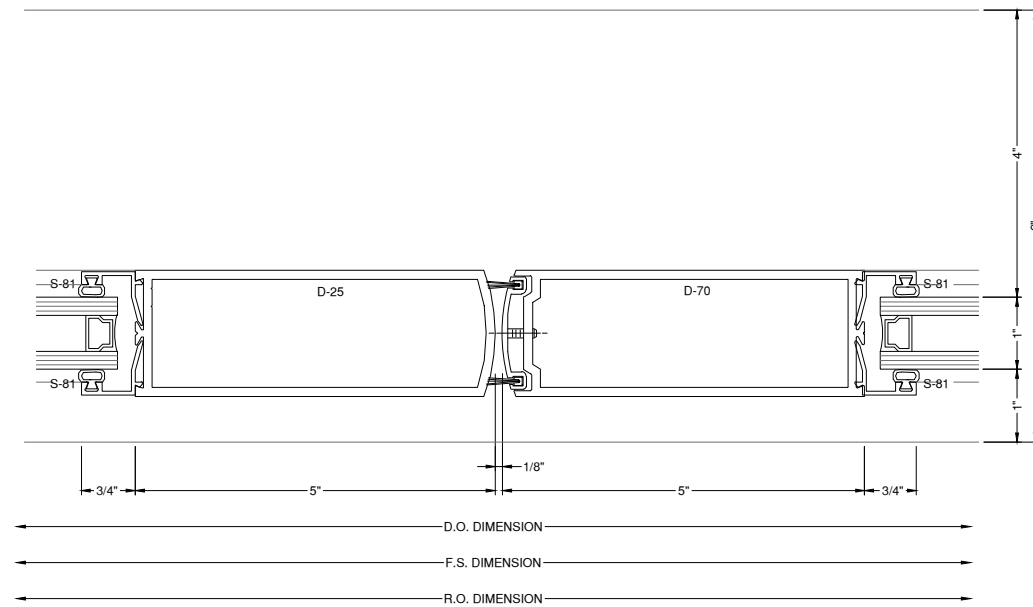
103 THRESHOLD DETAIL
D41
DRAWING SCALE
24x36: 3/4:1
11x17: 3/8:1
FG-6000XT
WS-500

NOTE:
FASTENERS SHOWN FOR LOCATION
REFERENCE ONLY. FASTENER TYPE, SIZE
AND SPACING ARE TO BE DETERMINED
BY THE PROFESSIONAL ENGINEER.

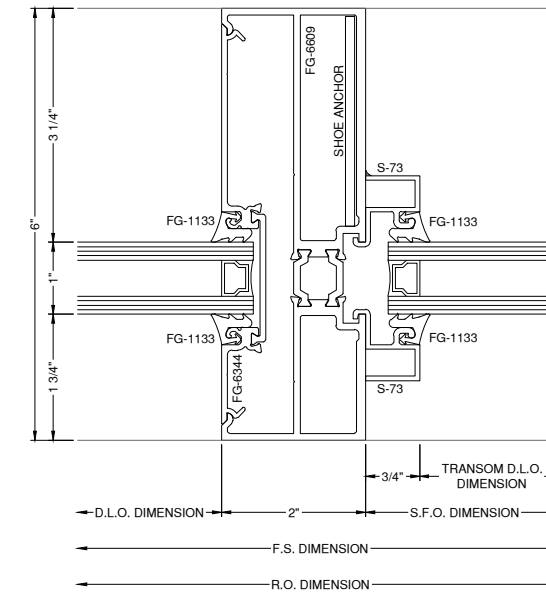
NOTE:
ALL DIMENSIONS TO BE FIELD
VERIFIED PRIOR TO FABRICATION



104
D42
DOOR JAMB DETAIL
DRAWING SCALE
24x36: 3/4:1
11x17: 3/8:1
FG-6000XT
WS-500



105
D42
MEETING STILE DETAIL
DRAWING SCALE
24x36: 3/4:1
11x17: 3/8:1
FG-6000XT
WS-500



106
D42
TRANSOM JAMB DETAIL
DRAWING SCALE
24x36: 3/4:1
11x17: 3/8:1
FG-6000XT
WS-500

GLAZING CONTRACTOR

999 STREET, ST
CITY, STATE 99999
PH: 999.999.9999



www.MPDRAFTING.com
P: 248.522.7096
F: 248.522.7030

ARCHITECT:

VMDO ARCHITECTS
200 E. MARKET ST.
CHARLOTTESVILLE, VA 22902
434.296.5984

ARCHITECT NOTE:
ALL NOTES REQUESTING VERIFICATION,
CONFIRMATION, OR INFORMATION THAT ARE
NOT ANSWERED ARE ASSUMED TO BE
CORRECT AS SHOWN ON THESE DRAWINGS.

STAMPS/ SUBMITTALS:

| REVISION | DATE |
|----------|------------|
| 0 | 10.28.2024 |
| 1 | 02.17.2025 |
| 2 | 03.03.2025 |
| 3 | 03.31.2025 |
| 4 | 06.11.2025 |
| 5 | 08.08.2025 |
| 6 | 09.02.2025 |
| 7 | 09.15.2025 |
| 8 | 10.16.2025 |
| 9 | 10.21.2025 |
| 10 | 10.31.2025 |
| 11 | 11.20.2025 |
| 12 | 01.09.2026 |
| 13 | 01.21.2026 |
| 14 | 02.12.2026 |
| 15 | 02.25.2026 |

PROJECT NUMBER:
24-323

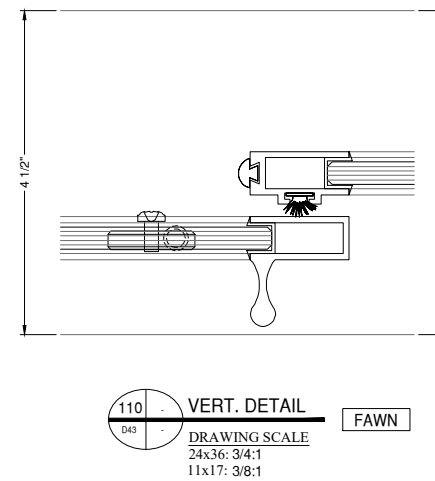
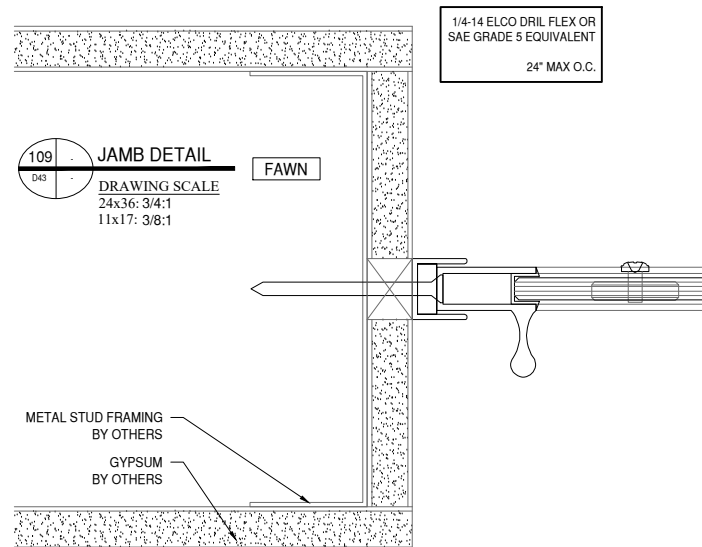
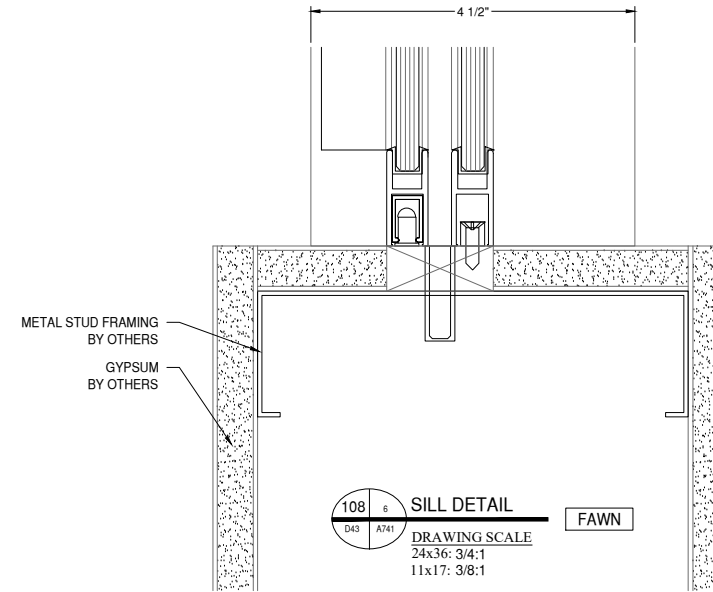
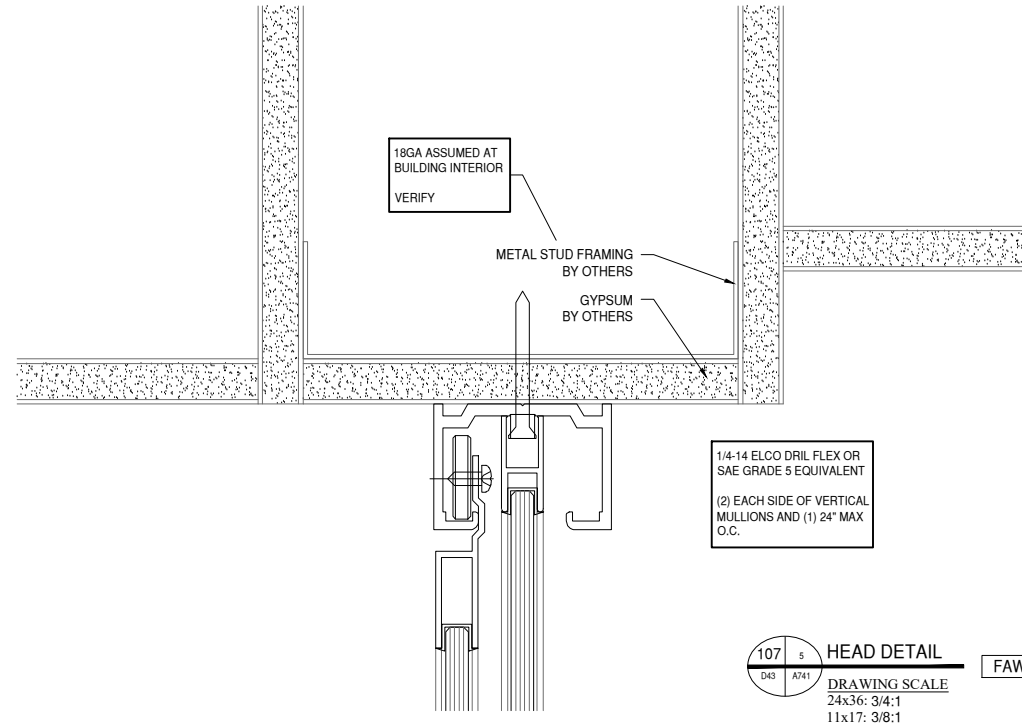
PROJECT NAME:
OMVHS

SHEET DESCRIPTION:
DETAILS

SHEET:
D42

NOTE:
FASTENERS SHOWN FOR LOCATION
REFERENCE ONLY. FASTENER TYPE, SIZE
AND SPACING ARE TO BE DETERMINED
BY THE PROFESSIONAL ENGINEER.

NOTE:
ALL DIMENSIONS TO BE FIELD
VERIFIED PRIOR TO FABRICATION



GLAZING CONTRACTOR

999 STREET, ST
CITY, STATE 99999
PH: 999.999.9999

MP drafting
& design

www.MPDRAFTING.com
P: 248.522.7096
F: 248.522.7030

ARCHITECT:

VMDO ARCHITECTS
200 E. MARKET ST.
CHARLOTTESVILLE, VA 22902
434.296.5984

ARCHITECT NOTE:
ALL NOTES REQUESTING VERIFICATION,
CONFIRMATION, OR INFORMATION THAT ARE
NOT ANSWERED ARE ASSUMED TO BE
CORRECT AS SHOWN ON THESE DRAWINGS.

STAMPS/ SUBMITTALS:

| REVISION | DATE |
|----------|------------|
| 0 | 10.28.2024 |
| 1 | 02.17.2025 |
| 2 | 03.03.2025 |
| 3 | 03.31.2025 |
| 4 | 06.11.2025 |
| 5 | 08.08.2025 |
| 6 | 09.02.2025 |
| 7 | 09.15.2025 |
| 8 | 10.16.2025 |
| 9 | 10.21.2025 |
| 10 | 10.31.2025 |
| 11 | 11.20.2025 |
| 12 | 01.09.2026 |
| 13 | 01.21.2026 |
| 14 | 02.12.2026 |
| 15 | 02.25.2026 |

PROJECT NUMBER:
24-323

PROJECT NAME:
OMVHS

SHEET DESCRIPTION:
DETAILS

SHEET:
D43

GLAZING CONTRACTOR

999 STREET, ST
CITY, STATE 99999
PH: 999.999.9999



www.MPDRAFTING.com
P: 248.522.7096
F: 248.522.7030

ARCHITECT:

VMDO ARCHITECTS
200 E. MARKET ST.
CHARLOTTESVILLE, VA 22902
434.296.5984

ARCHITECT NOTE:
ALL NOTES REQUESTING VERIFICATION,
CONFIRMATION, OR INFORMATION THAT ARE
NOT ANSWERED ARE ASSUMED TO BE
CORRECT AS SHOWN ON THESE DRAWINGS.

STAMPS/ SUBMITTALS:

| REVISION | DATE |
|----------|------------|
| 0 | 10.28.2024 |
| 1 | 02.17.2025 |
| 2 | 03.03.2025 |
| 3 | 03.31.2025 |
| 4 | 06.11.2025 |
| 5 | 08.08.2025 |
| 6 | 09.02.2025 |
| 7 | 09.15.2025 |
| 8 | 10.16.2025 |
| 9 | 10.21.2025 |
| 10 | 10.31.2025 |
| 11 | 11.20.2025 |
| 12 | 01.09.2026 |
| 13 | 01.21.2026 |
| 14 | 02.12.2026 |
| 15 | 02.25.2026 |

PROJECT NUMBER:

24-323

PROJECT NAME:

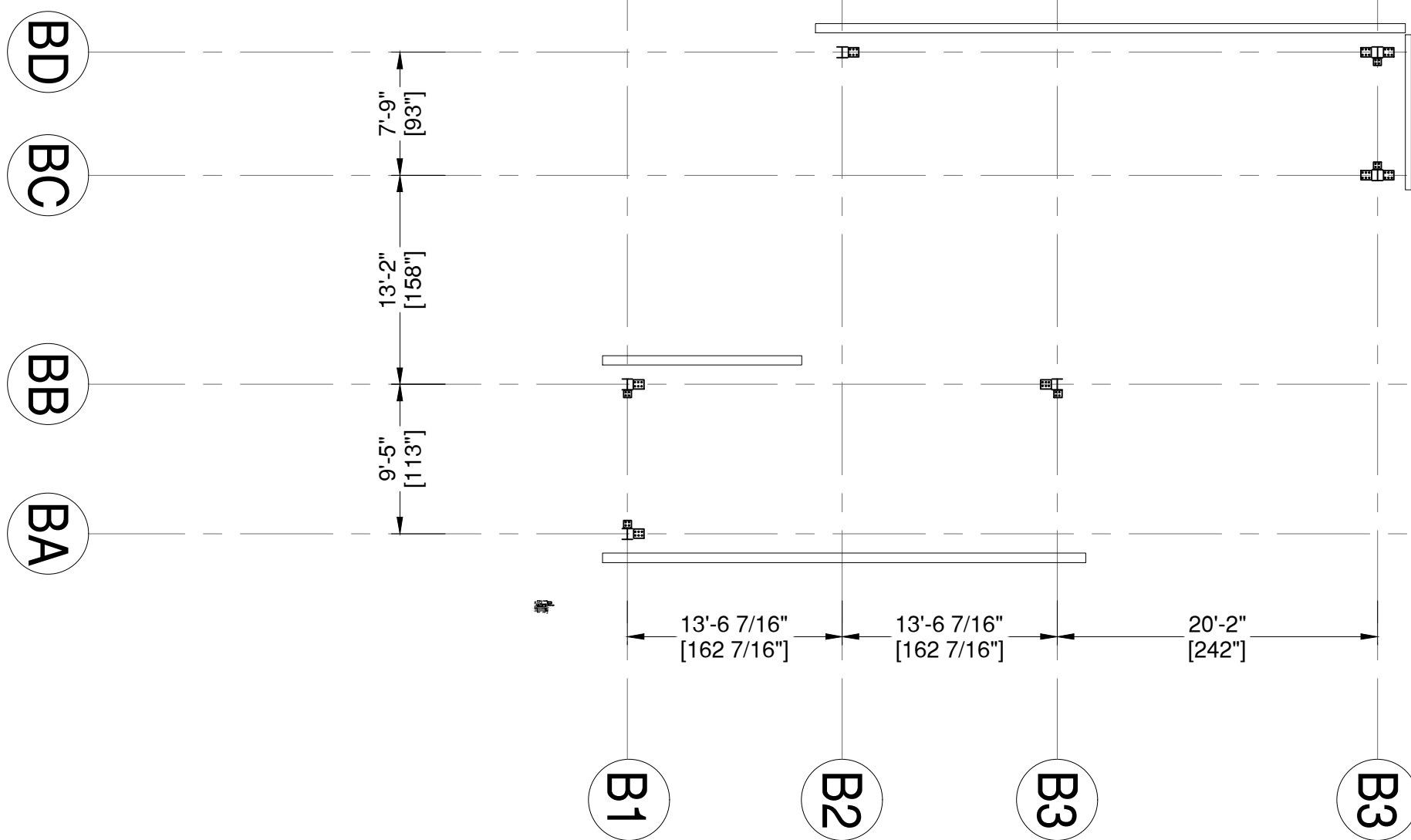
OMVHS

SHEET DESCRIPTION:

CONNECTOR

SHEET:

CON.



GLAZING CONTRACTOR

999 STREET, ST
CITY, STATE 99999
PH: 999.999.9999



www.MPDRAFTING.com
P: 248.522.7096
F: 248.522.7030

ARCHITECT:

VMDO ARCHITECTS
200 E. MARKET ST.
CHARLOTTESVILLE, VA 22902
434.296.5984

ARCHITECT NOTE:
ALL NOTES REQUESTING VERIFICATION,
CONFIRMATION, OR INFORMATION THAT ARE
NOT ANSWERED ARE ASSUMED TO BE
CORRECT AS SHOWN ON THESE DRAWINGS.

STAMPS/ SUBMITTALS:

| REVISION | DATE |
|----------|------------|
| 0 | 10.28.2024 |
| 1 | 02.17.2025 |
| 2 | 03.03.2025 |
| 3 | 03.31.2025 |
| 4 | 06.11.2025 |
| 5 | 08.08.2025 |
| 6 | 09.02.2025 |
| 7 | 09.15.2025 |
| 8 | 10.16.2025 |
| 9 | 10.21.2025 |
| 10 | 10.31.2025 |
| 11 | 11.20.2025 |
| 12 | 01.09.2026 |
| 13 | 01.21.2026 |
| 14 | 02.12.2026 |
| 15 | 02.25.2026 |

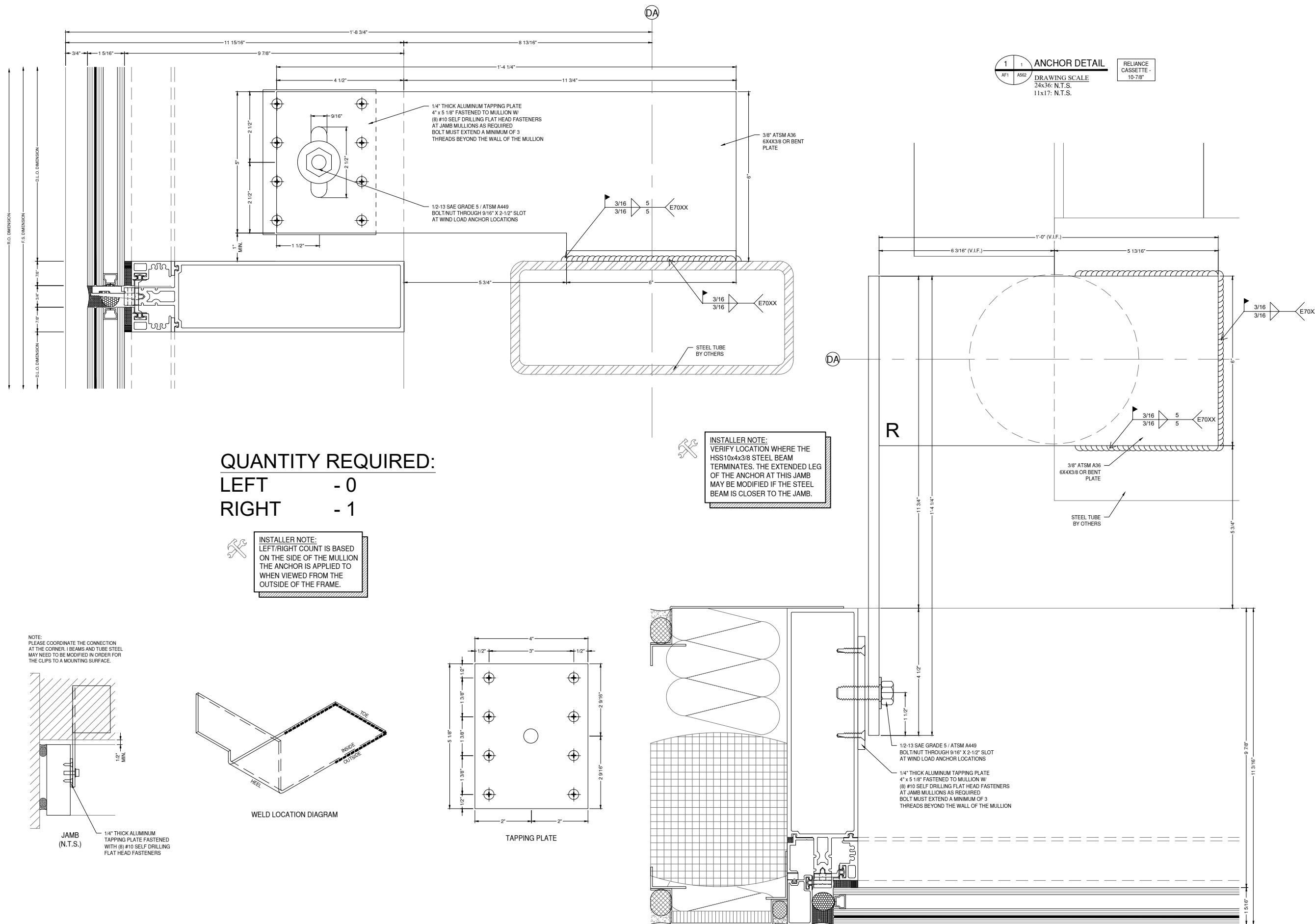
PROJECT NUMBER:
24-323

PROJECT NAME:
OMVHS

SHEET DESCRIPTION:
ANCHOR DETAIL

SHEET:
AF1

ANCHOR DETAIL
DRAWING SCALE
24x36: N.T.S.
11x17: N.T.S.
RELIANCE CASSETTE - 10-7/8"



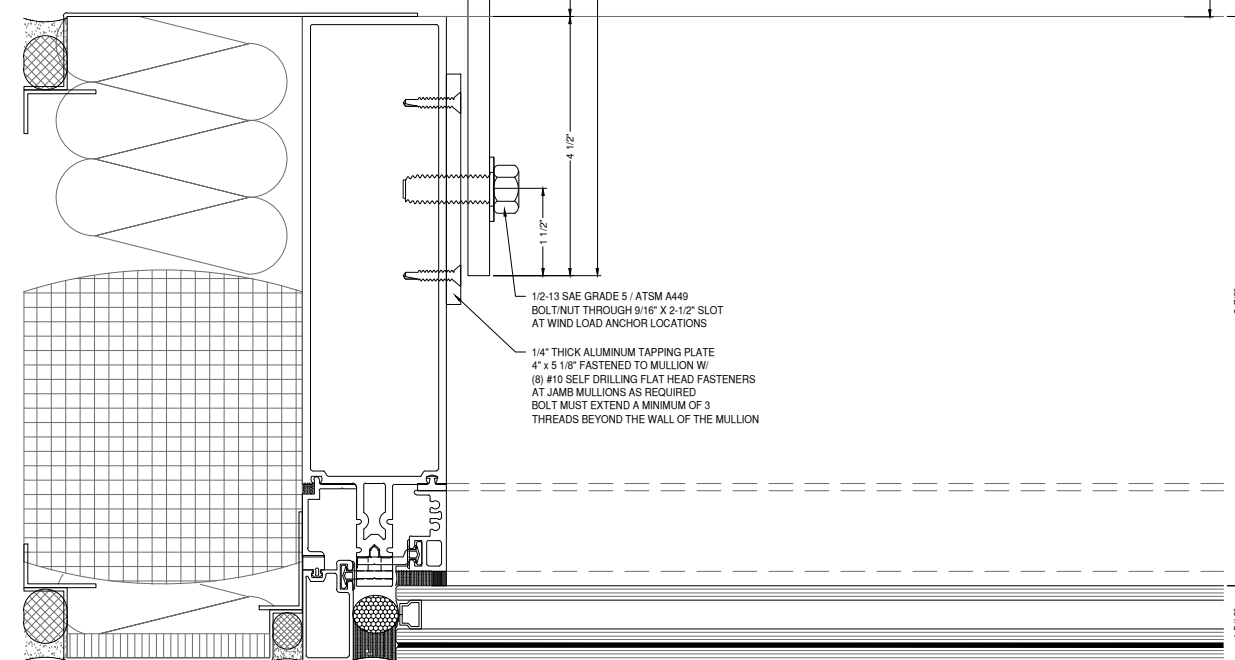
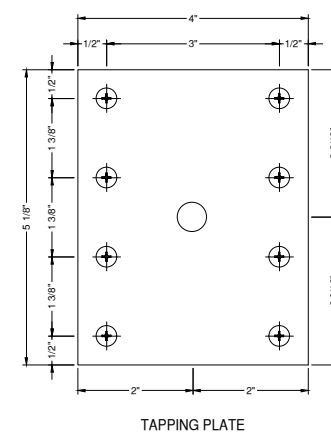
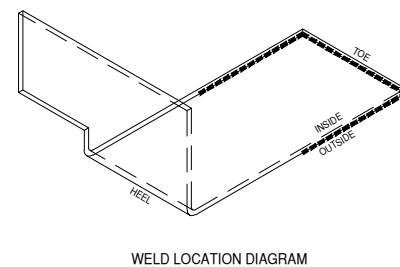
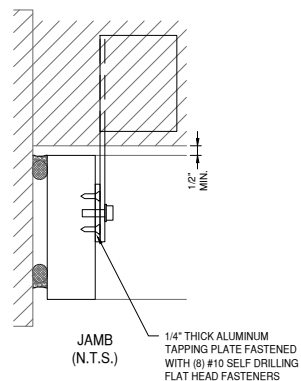
QUANTITY REQUIRED:

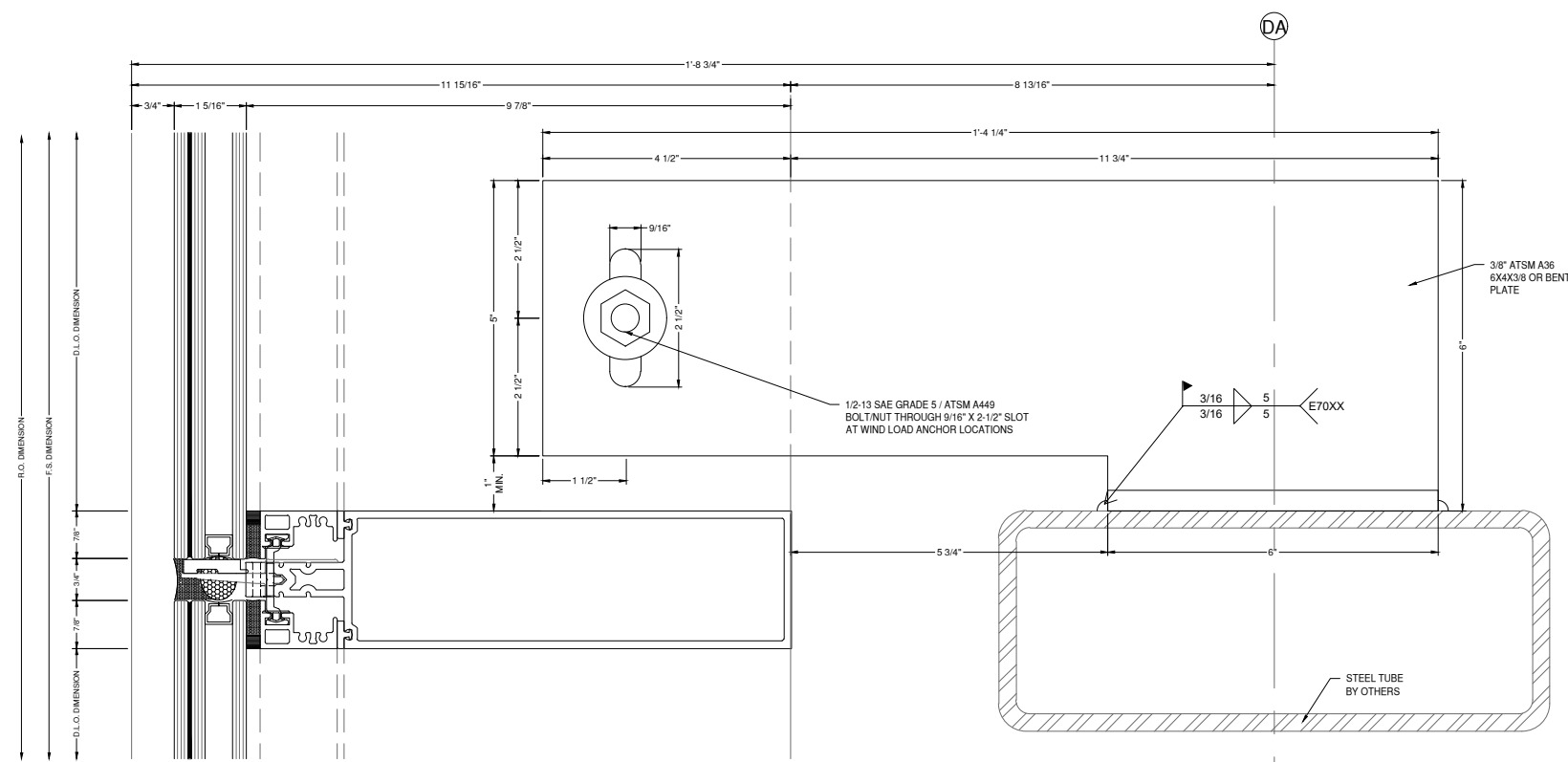
LEFT - 0
RIGHT - 1

INSTALLER NOTE:
LEFT/RIGHT COUNT IS BASED
ON THE SIDE OF THE MULLION
THE ANCHOR IS APPLIED TO
WHEN VIEWED FROM THE
OUTSIDE OF THE FRAME.

INSTALLER NOTE:
VERIFY LOCATION WHERE THE
HSS10x4x3/8 STEEL BEAM
TERMINATES. THE EXTENDED LEG
OF THE ANCHOR AT THIS JAMB
MAY BE MODIFIED IF THE STEEL
BEAM IS CLOSER TO THE JAMB.

NOTE:
PLEASE COORDINATE THE CONNECTION
AT THE CORNER. I BEAMS AND TUBE STEEL
MAY NEED TO BE MODIFIED IN ORDER FOR
THE CLIPS TO A MOUNTING SURFACE.

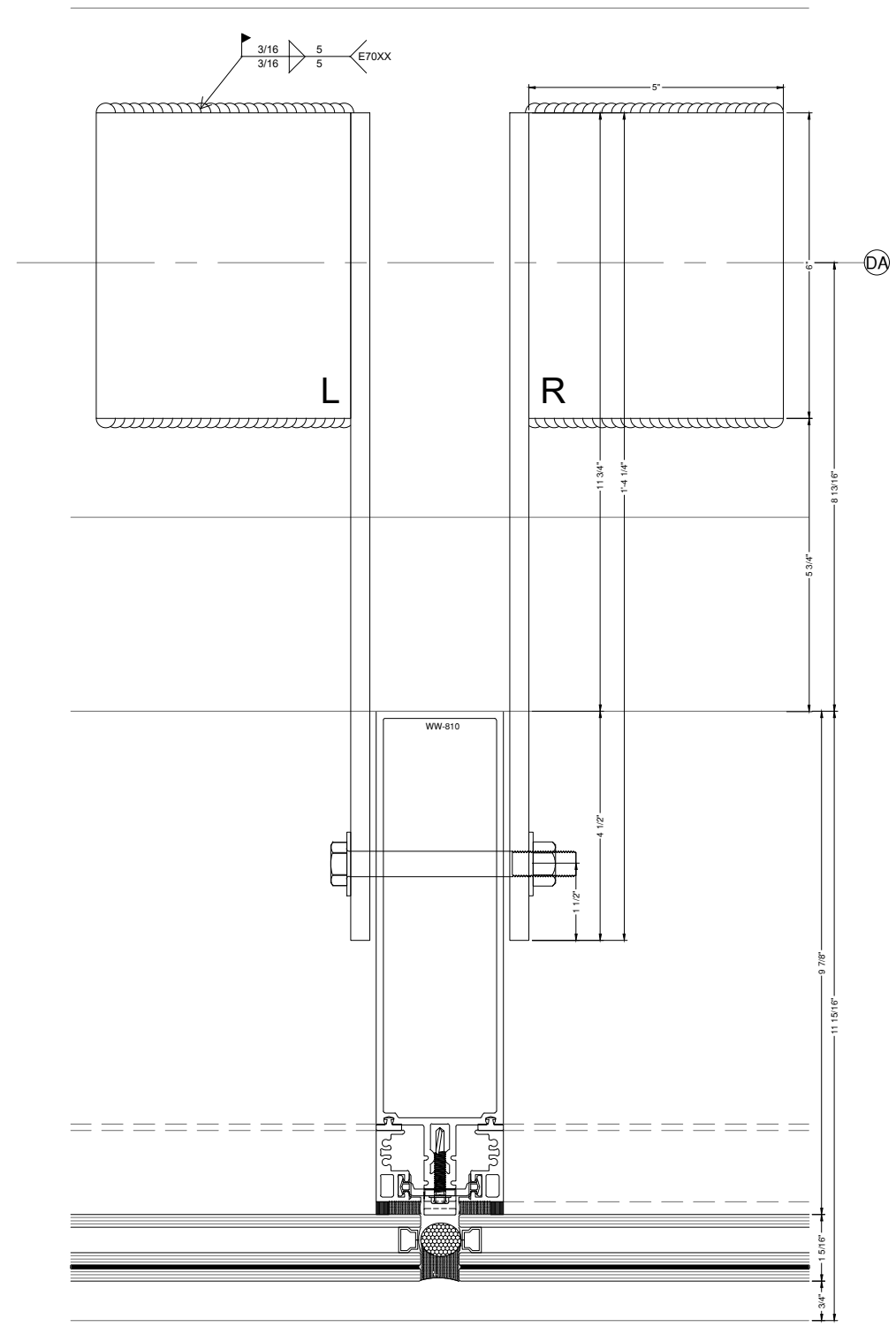
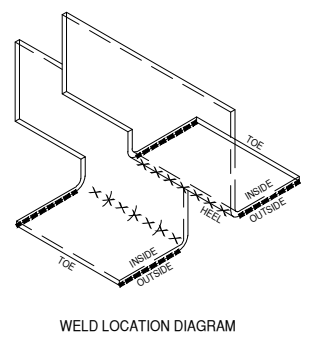
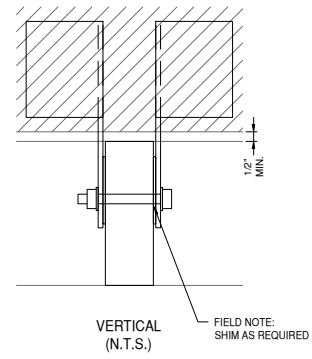




2 1 ANCHOR DETAIL
 AF2 AS02
 DRAWING SCALE
 24x36: N.T.S.
 11x17: N.T.S.
 RELIANCE CASSETTE - 10-7/8"

QUANTITY REQUIRED:
 LEFT - 14
 RIGHT - 14

INSTALLER NOTE:
 LEFT/RIGHT COUNT IS BASED ON THE SIDE OF THE MULLION THE ANCHOR IS APPLIED TO WHEN VIEWED FROM THE OUTSIDE OF THE FRAME.



GLAZING CONTRACTOR

999 STREET, ST
 CITY, STATE 99999
 PH: 999.999.9999

MP drafting & design
 www.MPDRAFTING.com
 P: 248.522.7096
 F: 248.522.7030

ARCHITECT:
 VMDO ARCHITECTS
 200 E. MARKET ST.
 CHARLOTTESVILLE, VA 22902
 434.296.5984

ARCHITECT NOTE:
 ALL NOTES REQUESTING VERIFICATION, CONFIRMATION, OR INFORMATION THAT ARE NOT ANSWERED ARE ASSUMED TO BE CORRECT AS SHOWN ON THESE DRAWINGS.

STAMPS/ SUBMITTALS:

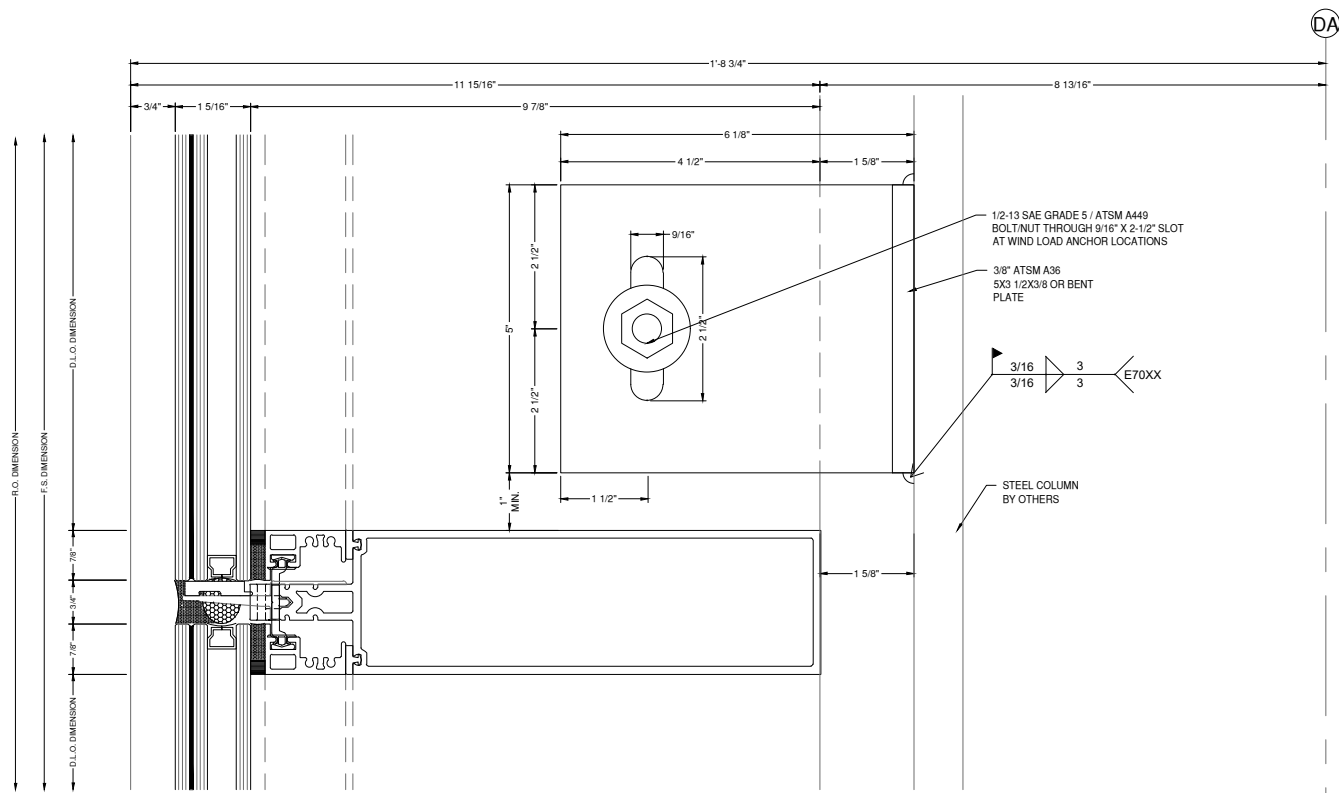
| REVISION | DATE |
|----------|------------|
| 0 | 10.28.2024 |
| 1 | 02.17.2025 |
| 2 | 03.03.2025 |
| 3 | 03.31.2025 |
| 4 | 06.11.2025 |
| 5 | 08.08.2025 |
| 6 | 09.02.2025 |
| 7 | 09.15.2025 |
| 8 | 10.16.2025 |
| 9 | 10.21.2025 |
| 10 | 10.31.2025 |
| 11 | 11.20.2025 |
| 12 | 01.09.2026 |
| 13 | 01.21.2026 |
| 14 | 02.12.2026 |
| 15 | 02.25.2026 |

PROJECT NUMBER:
 24-323

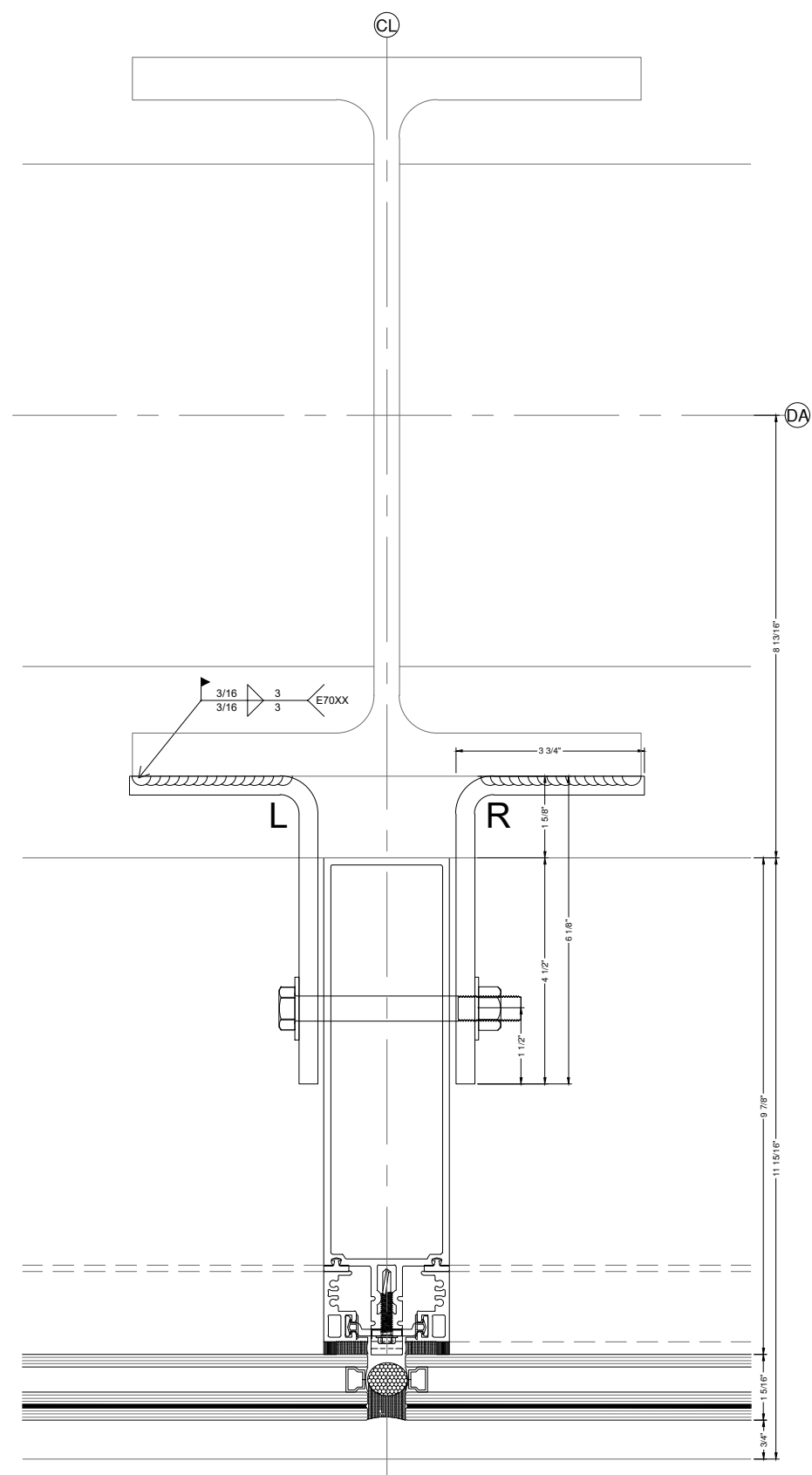
PROJECT NAME:
 OMVHS

SHEET DESCRIPTION:
 ANCHOR DETAIL

SHEET:
 AF2



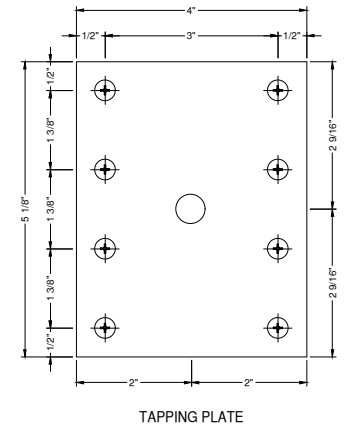
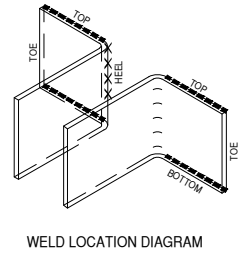
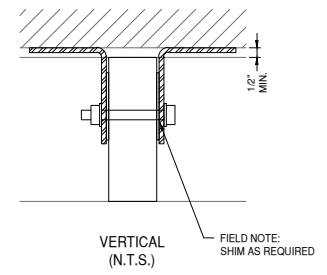
ANCHOR DETAIL
 RELIANCE CASSETTE - 10-7/8"
 DRAWING SCALE
 24x36: N.T.S.
 11x17: N.T.S.



QUANTITY REQUIRED:
TOTAL - 12

INSTALLER NOTE:
 IDENTICAL ANCHOR CLIPS CAN BE USED ON EITHER SIDE.

ENGINEER AND INSTALLER NOTE:
 AT COLUMNS, ONLY 3" OF WELD IS AVAILABLE AT THE TOP AND BOTTOM OF THE ANCHOR CLIP. PLEASE REVIEW AND APPROVE.



GLAZING CONTRACTOR

999 STREET, ST
 CITY, STATE 99999
 PH: 999.999.9999

MP drafting & design
 www.MPDRAFTING.com
 P: 248.522.7096
 F: 248.522.7030

ARCHITECT:
 VMDO ARCHITECTS
 200 E. MARKET ST.
 CHARLOTTESVILLE, VA 22902
 434.296.5984

ARCHITECT NOTE:
 ALL NOTES REQUESTING VERIFICATION, CONFIRMATION, OR INFORMATION THAT ARE NOT ANSWERED ARE ASSUMED TO BE CORRECT AS SHOWN ON THESE DRAWINGS.

STAMPS/ SUBMITTALS:

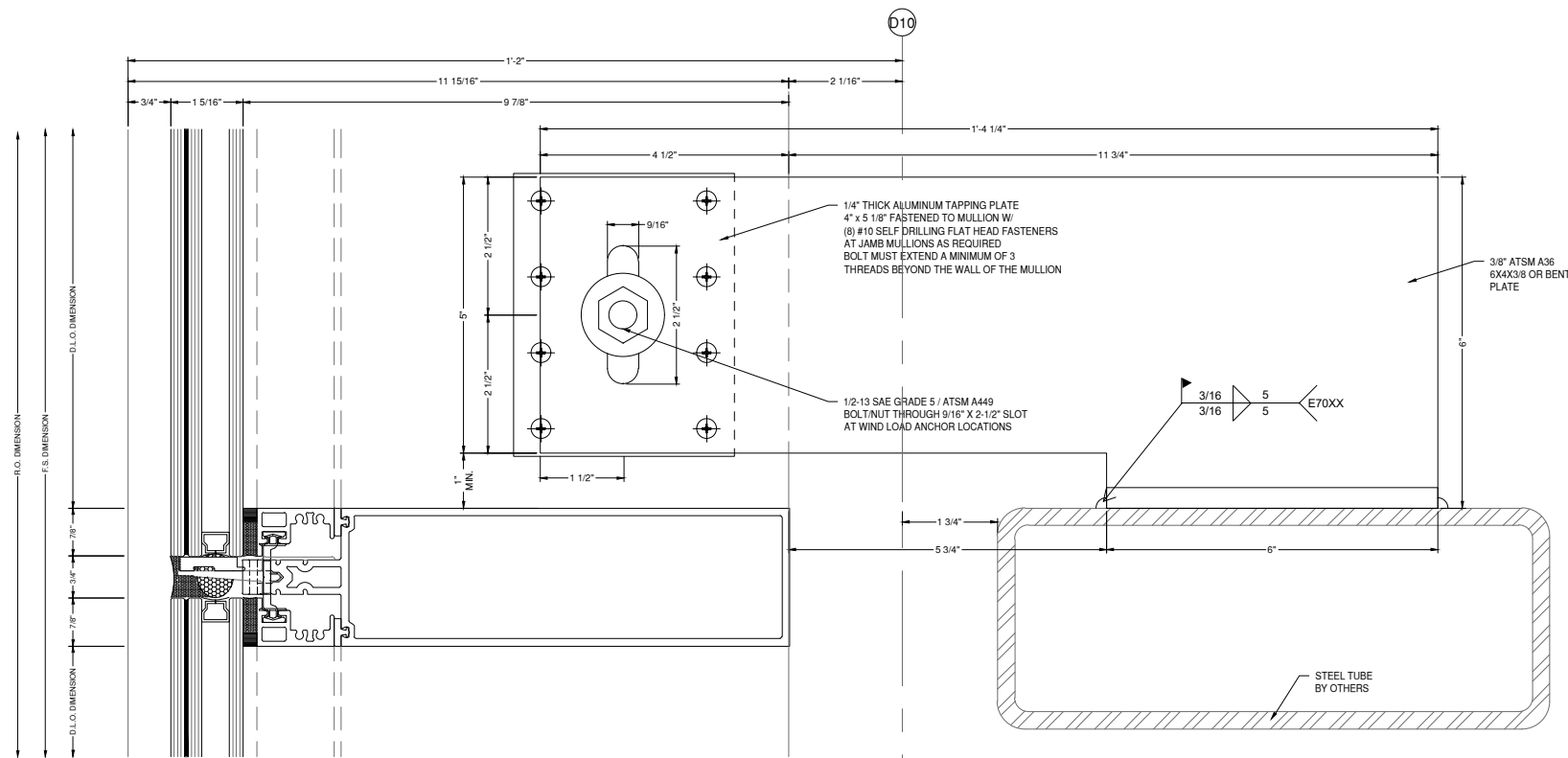
| REVISION | DATE |
|----------|------------|
| 0 | 10.28.2024 |
| 1 | 02.17.2025 |
| 2 | 03.03.2025 |
| 3 | 03.31.2025 |
| 4 | 06.11.2025 |
| 5 | 08.08.2025 |
| 6 | 09.02.2025 |
| 7 | 09.15.2025 |
| 8 | 10.16.2025 |
| 9 | 10.21.2025 |
| 10 | 10.31.2025 |
| 11 | 11.20.2025 |
| 12 | 01.09.2026 |
| 13 | 01.21.2026 |
| 14 | 02.12.2026 |
| 15 | 02.25.2026 |

PROJECT NUMBER:
24-323

PROJECT NAME:
OMVHS

SHEET DESCRIPTION:
ANCHOR DETAIL

SHEET:
AF3



ANCHOR DETAIL

4 1
AF4 AS02

RELIANCE
CASSETTE -
10-7/8"

DRAWING SCALE
24x36: N.T.S.
11x17: N.T.S.

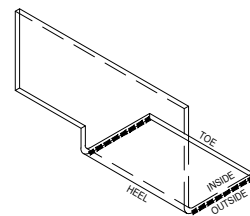
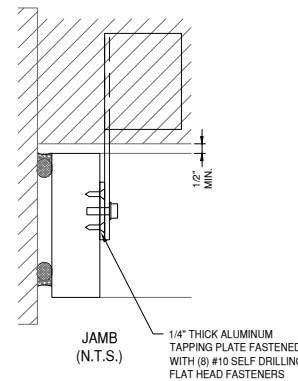
QUANTITY REQUIRED:

LEFT - 1
RIGHT - 0

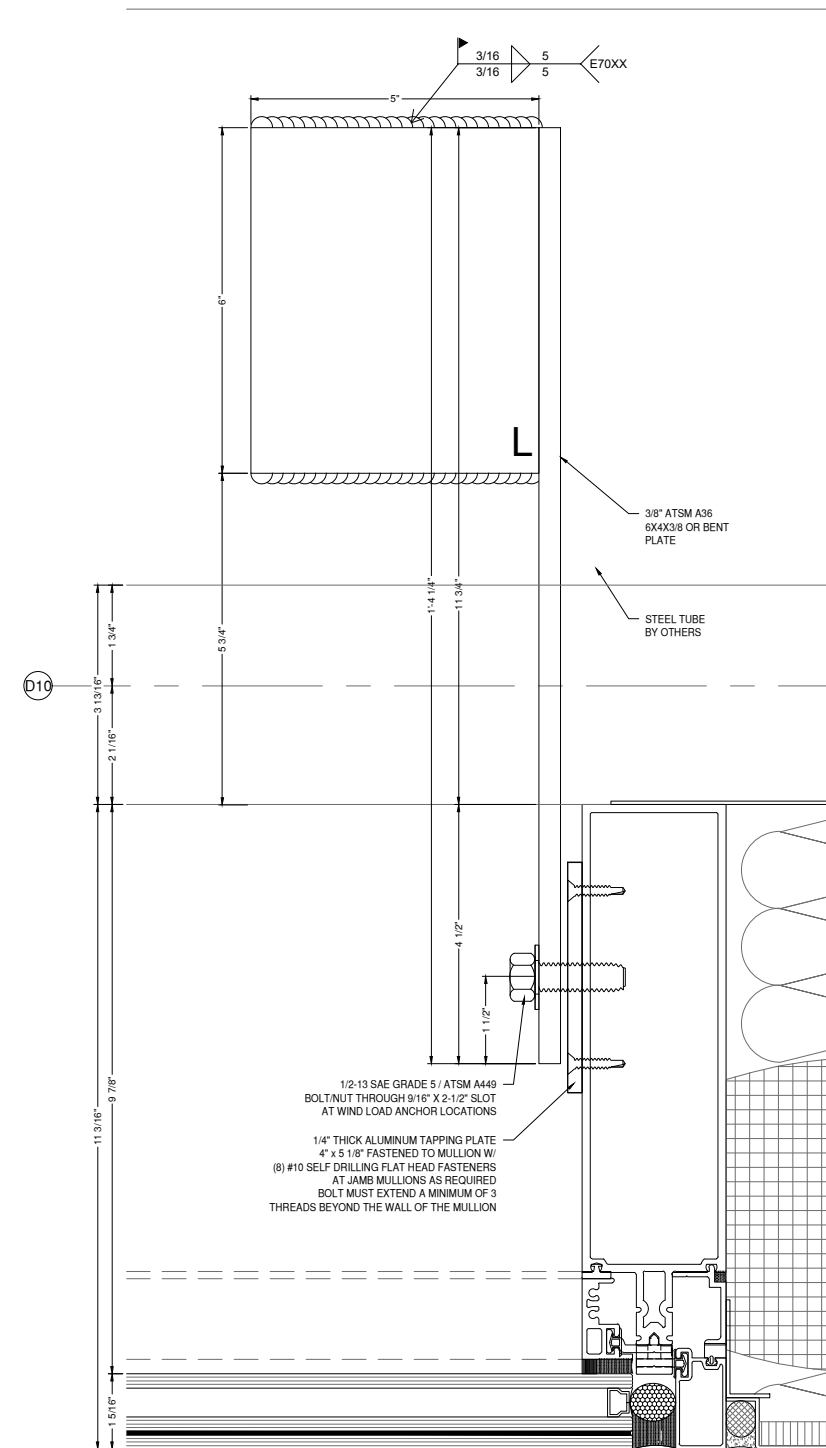


INSTALLER NOTE:
LEFT/RIGHT COUNT IS BASED
ON THE SIDE OF THE MULLION
THE ANCHOR IS APPLIED TO
WHEN VIEWED FROM THE
OUTSIDE OF THE FRAME.

NOTE:
PLEASE COORDINATE THE CONNECTION
AT THE CORNER. I BEAMS AND TUBE STEEL
MAY NEED TO BE MODIFIED IN ORDER FOR
THE CLIPS TO A MOUNTING SURFACE.



WELD LOCATION DIAGRAM



**GLAZING
CONTRACTOR**

999 STREET, ST
CITY, STATE 99999

PH: 999.999.9999



www.MPDRAFTING.com
P: 248.522.7096
F: 248.522.7030

ARCHITECT:

VMDO ARCHITECTS
200 E. MARKET ST.
CHARLOTTESVILLE, VA 22902
434.296.5984

ARCHITECT NOTE:
ALL NOTES REQUESTING VERIFICATION,
CONFIRMATION, OR INFORMATION THAT ARE
NOT ANSWERED ARE ASSUMED TO BE
CORRECT AS SHOWN ON THESE DRAWINGS.

**STAMPS/
SUBMITTALS:**

| REVISION | DATE |
|----------|------------|
| 0 | 10.28.2024 |
| 1 | 02.17.2025 |
| 2 | 03.03.2025 |
| 3 | 03.31.2025 |
| 4 | 06.11.2025 |
| 5 | 08.08.2025 |
| 6 | 09.02.2025 |
| 7 | 09.15.2025 |
| 8 | 10.16.2025 |
| 9 | 10.21.2025 |
| 10 | 10.31.2025 |
| 11 | 11.20.2025 |
| 12 | 01.09.2026 |
| 13 | 01.21.2026 |
| 14 | 02.12.2026 |
| 15 | 02.25.2026 |

PROJECT NUMBER:
24-323

PROJECT NAME:
OMVHS

SHEET DESCRIPTION:
ANCHOR DETAIL

SHEET:
AF4

GLAZING CONTRACTOR

999 STREET, ST
CITY, STATE 99999
PH: 999.999.9999



www.MPDRAFTING.com
P: 248.522.7096
F: 248.522.7030

ARCHITECT:

VMDO ARCHITECTS
200 E. MARKET ST.
CHARLOTTESVILLE, VA 22902
434.296.5984

ARCHITECT NOTE:
ALL NOTES REQUESTING VERIFICATION,
CONFIRMATION, OR INFORMATION THAT ARE
NOT ANSWERED ARE ASSUMED TO BE
CORRECT AS SHOWN ON THESE DRAWINGS.

STAMPS/ SUBMITTALS:

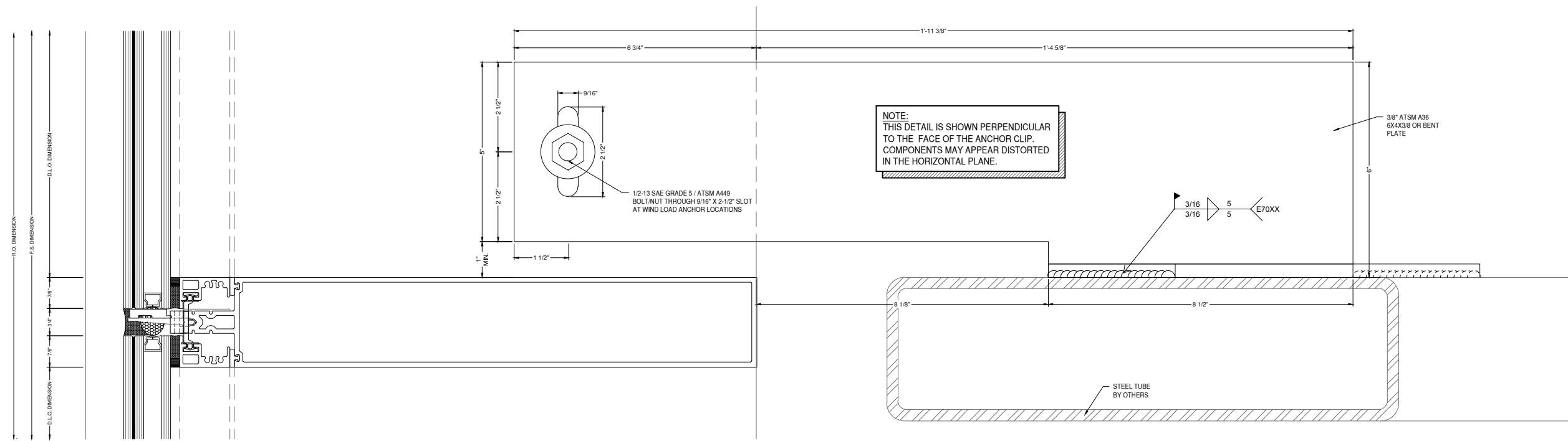
| REVISION | DATE |
|----------|------------|
| 0 | 10.28.2024 |
| 1 | 02.17.2025 |
| 2 | 03.03.2025 |
| 3 | 03.31.2025 |
| 4 | 06.11.2025 |
| 5 | 08.08.2025 |
| 6 | 09.02.2025 |
| 7 | 09.15.2025 |
| 8 | 10.16.2025 |
| 9 | 10.21.2025 |
| 10 | 10.31.2025 |
| 11 | 11.20.2025 |
| 12 | 01.09.2026 |
| 13 | 01.21.2026 |
| 14 | 02.12.2026 |
| 15 | 02.25.2026 |

PROJECT NUMBER:
24-323

PROJECT NAME:
OMVHS

SHEET DESCRIPTION:
ANCHOR DETAIL

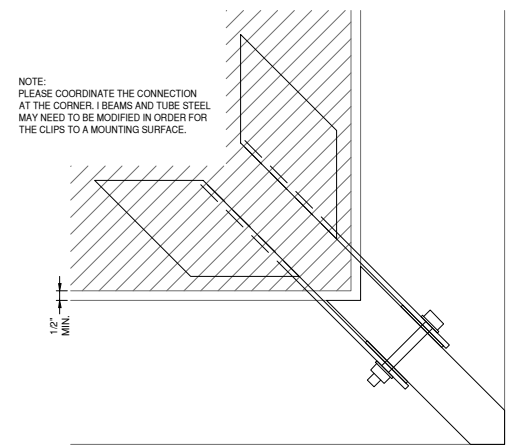
SHEET:
AF5



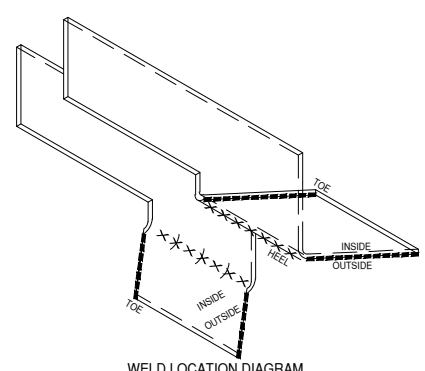
5 | **1** | **ANCHOR DETAIL** | **RELIANCE**
AF5 | AS62 | CASSSETTE | 10-7/8"
DRAWING SCALE: 24x36: N.T.S. 11x17: N.T.S.

QUANTITY REQUIRED:
LEFT - 1
RIGHT - 1

INSTALLER NOTE:
LEFT/RIGHT COUNT IS BASED ON THE SIDE OF THE MULLION THE ANCHOR IS APPLIED TO WHEN VIEWED FROM THE OUTSIDE OF THE FRAME.

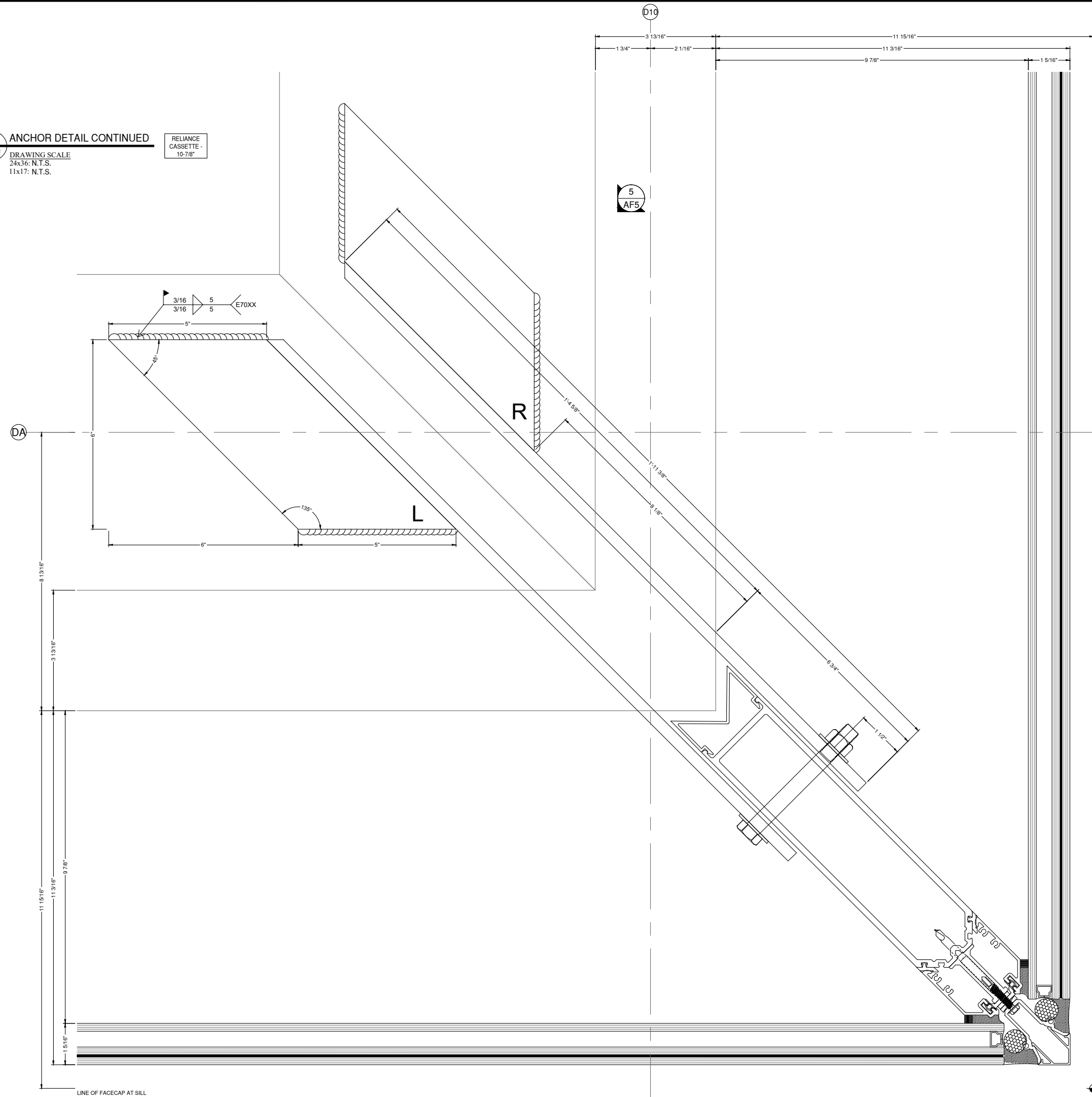


CORNER (N.T.S.)



WELD LOCATION DIAGRAM

5 1
AF6 A562 ANCHOR DETAIL CONTINUED
DRAWING SCALE
24x36: N.T.S.
11x17: N.T.S.
RELIANCE
CASSETTE -
10-7/8"



GLAZING CONTRACTOR

999 STREET, ST
CITY, STATE 99999
PH: 999.999.9999



www.MPDRAFTING.com
P: 248.522.7096
F: 248.522.7030

ARCHITECT:

VMDO ARCHITECTS
200 E. MARKET ST.
CHARLOTTESVILLE, VA 22902
434.296.5984

ARCHITECT NOTE:
ALL NOTES REQUESTING VERIFICATION,
CONFIRMATION, OR INFORMATION THAT ARE
NOT ANSWERED ARE ASSUMED TO BE
CORRECT AS SHOWN ON THESE DRAWINGS.

STAMPS/ SUBMITTALS:

| REVISION | DATE |
|----------|------------|
| 0 | 10.28.2024 |
| 1 | 02.17.2025 |
| 2 | 03.03.2025 |
| 3 | 03.31.2025 |
| 4 | 06.11.2025 |
| 5 | 08.08.2025 |
| 6 | 09.02.2025 |
| 7 | 09.15.2025 |
| 8 | 10.16.2025 |
| 9 | 10.21.2025 |
| 10 | 10.31.2025 |
| 11 | 11.20.2025 |
| 12 | 01.09.2026 |
| 13 | 01.21.2026 |
| 14 | 02.12.2026 |
| 15 | 02.25.2026 |

PROJECT NUMBER:
24-323

PROJECT NAME:
OMVHS

SHEET DESCRIPTION:
ANCHOR DETAIL

SHEET:
AF6

NOTE:
 THESE PLANS VIEWS ARE FOR LOCATION
 REFERENCE ONLY. WALLS AND STRUCTURES
 WITHIN THE IMMEDIATE SURROUNDINGS OF THE
 SCOPE OF WORK HAVE BEEN INCLUDED. OTHER
 WALLS AND STRUCTURES MAY NOT BE INCLUDED.
 PLEASE REFER TO THE MOST CURRENT SET OF
 ARCHITECTURAL PLANS FOR FULL PLAN VIEWS.

NOTE:
 ALL DIMENSIONS TO BE FIELD
 VERIFIED PRIOR TO FABRICATION

GLAZING CONTRACTOR

999 STREET, ST
 CITY, STATE 99999
 PH: 999.999.9999



www.MPDRAFTING.com
 P: 248.522.7096
 F: 248.522.7030

ARCHITECT:

VMDO ARCHITECTS

200 E. MARKET ST.
 CHARLOTTESVILLE, VA 22902
 434.296.5984

ARCHITECT NOTE:
 ALL NOTES REQUESTING VERIFICATION,
 CONFIRMATION, OR INFORMATION THAT ARE
 NOT ANSWERED ARE ASSUMED TO BE
 CORRECT AS SHOWN ON THESE DRAWINGS.

STAMPS/ SUBMITTALS:

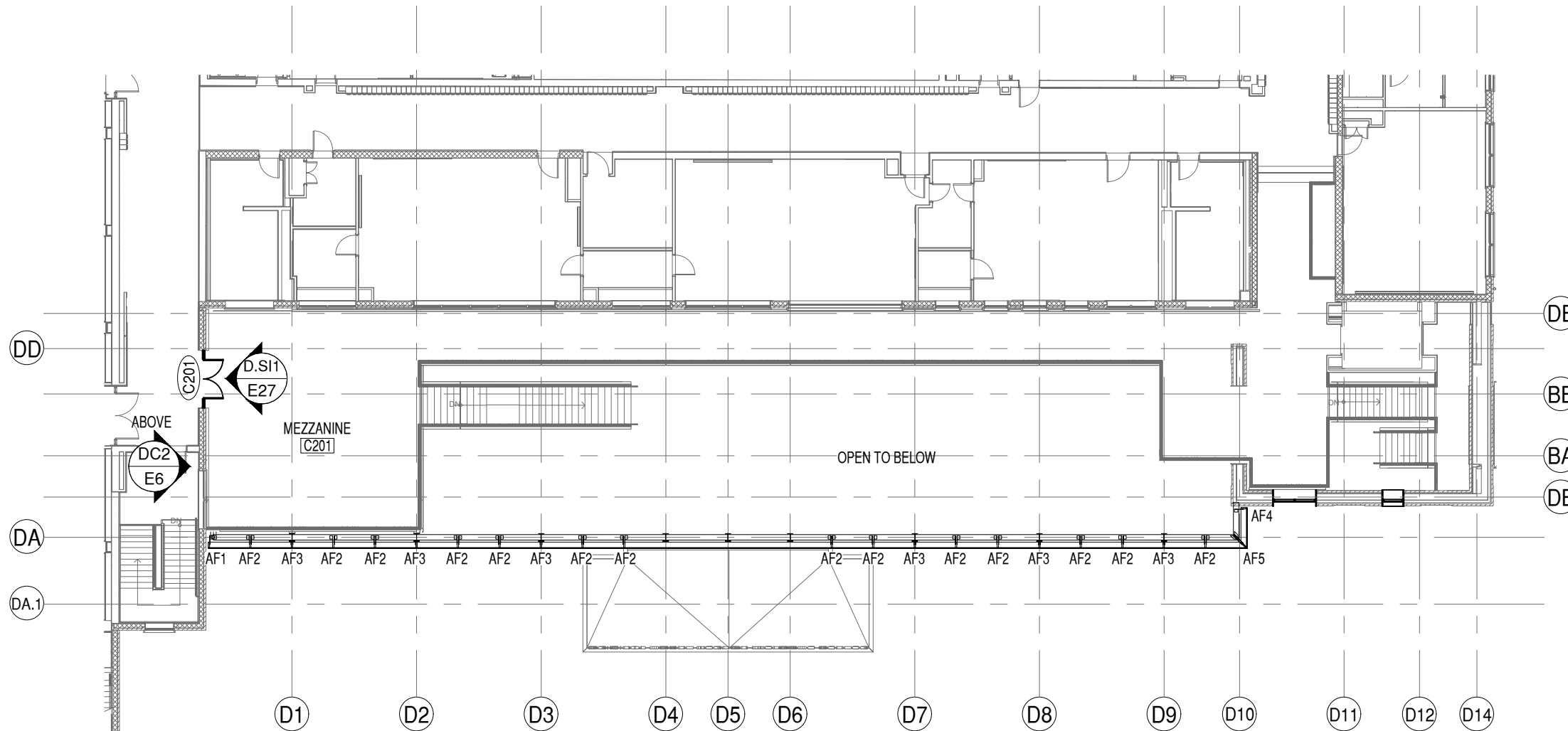
| REVISION | DATE |
|----------|------------|
| 0 | 10.28.2024 |
| 1 | 02.17.2025 |
| 2 | 03.03.2025 |
| 3 | 03.31.2025 |
| 4 | 06.11.2025 |
| 5 | 08.08.2025 |
| 6 | 09.02.2025 |
| 7 | 09.15.2025 |
| 8 | 10.16.2025 |
| 9 | 10.21.2025 |
| 10 | 10.31.2025 |
| 11 | 11.20.2025 |
| 12 | 01.09.2026 |
| 13 | 01.21.2026 |
| 14 | 02.12.2026 |
| 15 | 02.25.2026 |

PROJECT NUMBER:
 24-323

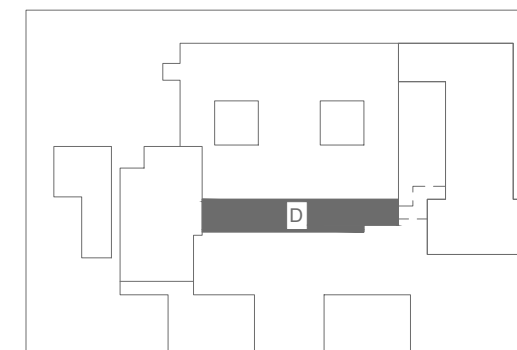
PROJECT NAME:
 OMVHS

SHEET DESCRIPTION:
 ANCHOR LAYOUT

SHEET:
AL1



KEY PLAN



1 LEVEL 2, AREA D - ANCHOR LAYOUT
AL1 DRAWING SCALE
 24x36: NTS
 11x17: NTS

ARCH. REF.
 1/A124

