

# BSU CAP BUILDING RENOVATION

1212 N MCKINLEY AVE, MUNCIE, IN 47306

## CW & SF SHOP DRAWINGS

### DIMENSION VERIFICATION

FIELD VERIFIED:   
 GUARANTEED DIMENSIONS:

### GLAZING CONTRACTOR

999 STREET, ST  
 CITY, STATE 99999  
 PH: 999.999.9999

### SHEET INDEX

C1 THRU C2	COVER SHEET
P1 THRU P6	FLOOR PLANS
S1	SECTIONS
E1 THRU E13	ELEVATIONS
D1 THRU D17	DETAILS



www.MPDRAFTING.com  
 P: 248.522.7096  
 F: 248.522.7030

### ARCHITECT:

MSA DESIGN  
 316 W. FOURTH STREET 6TH FLOOR  
 CINCINNATI, OH 45202  
 P:(513) 241-5666

### STAMP AREA:

### REVISIONS

REV	DESCRIPTION	DATE	
0	1ST SUBMITTAL	06.11.25	SI
1	2ND SUBMITTAL	09.15.25	SI
2	FREMARQ ADDITION	09.18.25	JDN
3	3RD SUBMITTAL + ENGINEERING	10.23.25	SI
4	4TH SUBMITTAL - FRP / STEEL ANGLE CHANGE	01.08.2026	JDN
5	ADDITIONAL ENGINEERING NOTES	01.20.2026	JDN
6	CONSULTANT NOTES	02.13.2026	JJG
7	ADDITIONAL ENGINEERING NOTES	03.09.2026	JDN

MOST RECENT REVISION 7	DATE 03.09.2026
---------------------------	--------------------

PROJECT NUMBER:  
**25-142E**

PROJECT NAME:  
**BSU CAP BUILDING RENOVATION**

SHEET DESCRIPTION:  
**COVER SHEET**

SHEET:  
**C1**

# GLAZING SCHEDULE

# SYSTEM SCOPE

# SYMBOLS

# DRAWING NOTES

GL-1(T)

1" O.A. INSULATED UNIT  
 1/4" OPTIGRAY VNE-53 #2 W/ WHITE BF SILK-SCREEN #51205  
 1/2" AIRSPACE (MILL SPACER)  
 1/4" CLEAR  
 NOTE: TEMPERED AS REQUIRED

GL-2(T)

1 3/16" O.A. INSULATED UNIT  
 1/4" OPTIGRAY VNE-53 W/ WHITE BF SILK-SCREEN #51205  
 1/2" AIRSPACE (MILL SPACER)  
 3/16" CLEAR  
 .060 CLEAR PVB  
 3/16" CLEAR

GL-3(T)

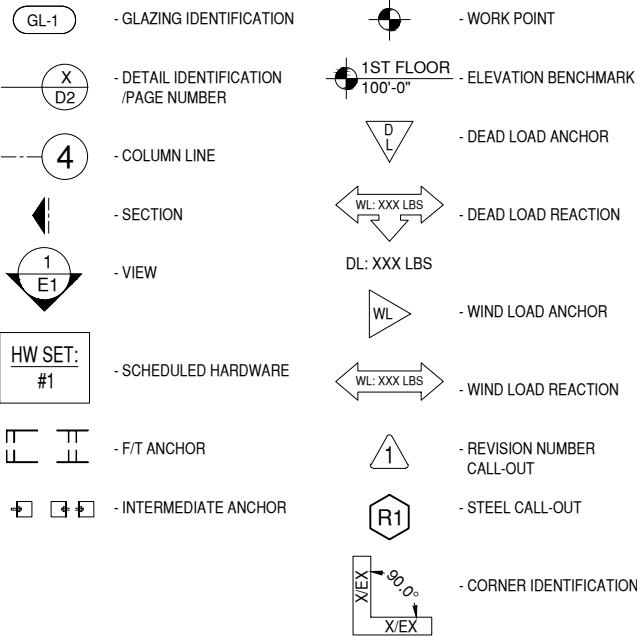
1" O.A. INSULATED UNIT  
 1/4" SNX 51  
 1/2" AIRSPACE (MILL SPACER)  
 1/4" CLEAR TEMPERED

SYSTEM #1:  
 MANUFACTURER: KAWNEER  
 SYSTEM TYPE: 1600UT SYSTEM 1 CURTAINWALL  
 SYSTEM DEPTH: 2 1/2" X 7 1/2"  
 GLAZING DEPTH: 1 3/16"  
 FINISH: #40 DARK BRONZE

SYSTEM #2:  
 MANUFACTURER: KAWNEER  
 SYSTEM TYPE: 451UT STOREFRONT  
 SYSTEM DEPTH: 2" X 4 1/2"  
 GLAZING DEPTH: 1"  
 FINISH: #40 DARK BRONZE

ENTRANCES #1:  
 MANUFACTURER: KAWNEER  
 ENTRANCE TYPE: 500T WIDE STILE  
 GLAZING DEPTH: 1"  
 STILE DEPTH: 3 1/2"  
 BASE DEPTH: 10"

PRIMARY EXTERIOR SEALANT:  
 795 DARK BRONZE



R.O. - ROUGH OPENING  
 D.O. - DOOR OPENING  
 D.L.O. - DAY LIGHT OPENING  
 S.F.O. - STOREFRONT OPENING  
 C.W.O. - CURTAIN WALL OPENING  
 G.S. - GLASS SIZE  
 F.S. - FRAME SIZE  
 W.P. - WORK POINT  
 CL - CENTER LINE

N.T.S. - NOT TO SCALE  
 F.F. - FINISH FLOOR  
 V.I.F. - VERIFY IN FIELD  
 DL - DEADLOAD  
 WL - WINDLOAD  
 E.O.G - EDGE OF GLASS  
 T/O - TOP OF  
 B/O - BOTTOM OF  
 REF. - REFERENCE

- MP DRAFTING & DESIGN AND THE CUSTOMER WILL ASSUME NO RESPONSIBILITY FOR ERRORS RESULTING FROM THE USE OF THESE DRAWINGS BY OTHER TRADES.
- FINAL APPROVAL BY THE GENERAL CONTRACTOR CONSTITUTES ACCEPTANCE OF ALL DEVIATIONS TO THE CONTRACT DOCUMENTS MADE BY MP DRAFTING & DESIGN AND THE CUSTOMER IN THESE DRAWINGS.
- THESE DRAWINGS REPRESENT MP DRAFTING'S AND THE CUSTOMER'S INTERPRETATION OF THE APPLICATION OF PRODUCTS TO THIS PROJECT IN FUNCTIONAL COMPLIANCE WITH THE ARCHITECT'S DRAWINGS AND SPECIFICATION. IT IS IMPORTANT THAT THIS INTERPRETATION BE REVIEWED DIMENSIONALLY AND FUNCTIONALLY WITH RESPECT TO ACTUAL ARCHITECT'S INTENT, INTERFACING CONDITIONS, MATERIAL AND JOB SITE CONDITIONS.
- ALL DIMENSIONS SHALL BE FIELD VERIFIED AND/OR APPROVED BY THE GENERAL CONTRACTOR PRIOR TO GLASS ORDERING AND FABRICATION. MP DRAFTING & DESIGN AND THE CUSTOMER WILL ASSUME NO RESPONSIBILITY FOR DIMENSIONAL ERRORS OR CHANGES RESULTING FROM FIELD CORRECTIONS.
- PROJECT MATERIALS MUST BE PROTECTED IMMEDIATELY FROM STAINING BY WET CARDBOARD PAPER AND FROM THE ACTION OF HARSH ALKALIS AND SAND IN CONCRETE, STUCCO, MORTAR OR PLASTER. THE SETTING OF THE PROJECT MATERIALS REQUIRES THE GENERAL CONTRACTOR TO CLOSELY SUPERVISE OTHER TRADES SO AS TO PREVENT MARRING OR DISCOLORATION FROM ANY CAUSE.
- ALL SEALANT JOINTS SHOULD BE SEALED WATERTIGHT FOLLOWING THE SEALANT MANUFACTURER'S RECOMMENDATIONS AS TO SIZE, METHOD OF APPLICATION AND COMPATIBILITY WITH ADJOINING MATERIALS.
- ALL FRAMING SYSTEMS SHALL BE FABRICATED & INSTALLED PER THE MANUFACTURERS INSTRUCTIONS.
- THE ROUGH OPENINGS PROVIDED MUST BE SQUARE AND WITHIN SPECIFIED BUILDING TOLERANCES.
- PERIMETER SUBSTRATE MUST BE CAPABLE OF WITHSTANDING REACTION FORCES IMPOSED BY DESIGN LOADS.
- ALL FASTENING INFORMATION TO BE VERIFIED ON SITE BY CUSTOMER FOR VARIATION FROM SHOP DRAWINGS. ALL FASTENERS SHOWN FOR REFERENCE ONLY UNLESS SPECIFICALLY CALLED OUT BY PROFESSIONAL ENGINEER.
- LAWS AND BUILDING AND SAFETY CODES GOVERNING THE DESIGN AND USE OF GLAZING ENTRANCE, WINDOW AND CURTAIN WALL PRODUCTS VARY WIDELY. MP DRAFTING & DESIGN AND THE CUSTOMER DOES NOT CONTROL THESE SELECTION OF PRODUCT CONFIGURATIONS, OPERATING HARDWARE OR GLAZING MATERIALS AND ASSUMES NO RESPONSIBILITY.
- SEE CUSTOMER'S QUOTATION FOR ANY EXCLUDED ITEMS NOT NOTED WITHIN.

PROPRIETARY NOTICE:  
 THIS DRAWING SHEET AND CONTENTS HEREIN ARE PROPERTY OF MP DRAFTING & DESIGN AND ITS CUSTOMERS. USE OF THESE DRAWINGS, ITS CONTENT AND DESIGN CONCEPTS ARE INTENDED FOR THE USE OF THE INTENDED RECIPIENT. MP DRAFTING & DESIGN AND ITS CUSTOMERS ARE NOT RESPONSIBLE FOR USE BY OTHER PARTIES.

GLAZING  
 CONTRACTOR

999 STREET, ST  
 CITY, STATE 99999  
 PH: 999.999.9999

MP drafting  
 & design

www.MPDRAFTING.com  
 P: 248.522.7096  
 F: 248.522.7030

ARCHITECT:

MSA DESIGN  
 316 W. FOURTH STREET 6TH FLOOR  
 CINCINNATI, OH 45202  
 P:(513) 241-5666

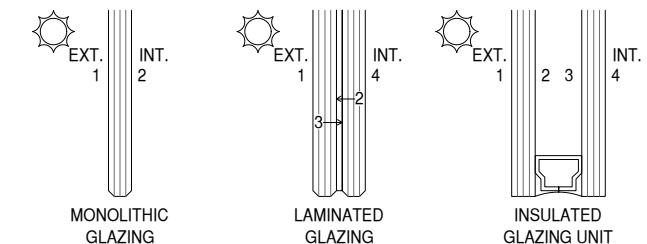
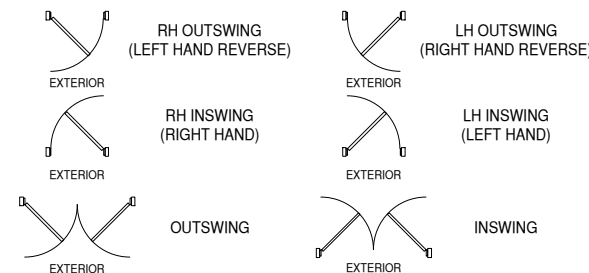
STAMP AREA:

# ENGINEERING INFO

# DOOR SWING CHART

# GLASS SURFACE KEY

DESIGN LOADS: STRUCT. GEN. S0.00, 2012 IBC W/ 2014 IN BC  
 BASIC WINDSPEED: 115 MPH  
 IMPORTANCE FACTOR: RISK CATEGORY II  
 EXPOSURE CATEGORY: C  
 BUILDING HEIGHT: 60 FT  
 TYPICAL WINDLOAD: +/- 23.0 PSF (ASD)  
 CORNER WINDLOAD: +/- 28.3 PSF (ASD)  
 SNOW LOADS: N/A  
 ALLOWABLE DEFLECTION: - L/175 (SPAN < 13'-6"), L/240+1/4" (SPAN >= 13'-6")



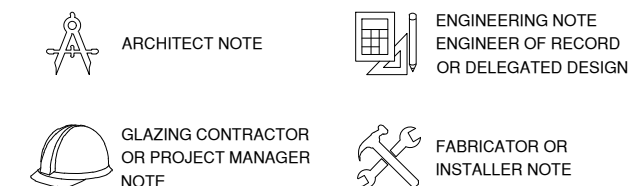
# SYSTEM NOTES

# NOTE SYMBOL KEY

## STRUCTURE BY OTHERS

THE BUILDING STRUCTURE AND COMPONENTS THEREOF MUST BE CAPABLE OF SAFELY CARRYING THE LOADS IMPOSED UPON IT BY THE SYSTEMS DETAILED, INCLUDING BUT NOT LIMITED TO DEAD LOADS OF THE SYSTEMS, WIND LOADINGS, THERMAL LOADINGS, SEISMIC LOADINGS, SNOW LOADINGS AND LIVE LOADINGS.

THESE SHOP DRAWINGS HAVE BEEN PREPARED BASED ON ARCHITECTURAL DRAWINGS:  
 AB NORTH CAMPUS BUILDING RENOVATION - PERMIT/BID ISSUANCE - 02.14.25



MOST RECENT REVISION: 7  
 DATE: 03.09.2026

PROJECT NUMBER:  
 25-142E

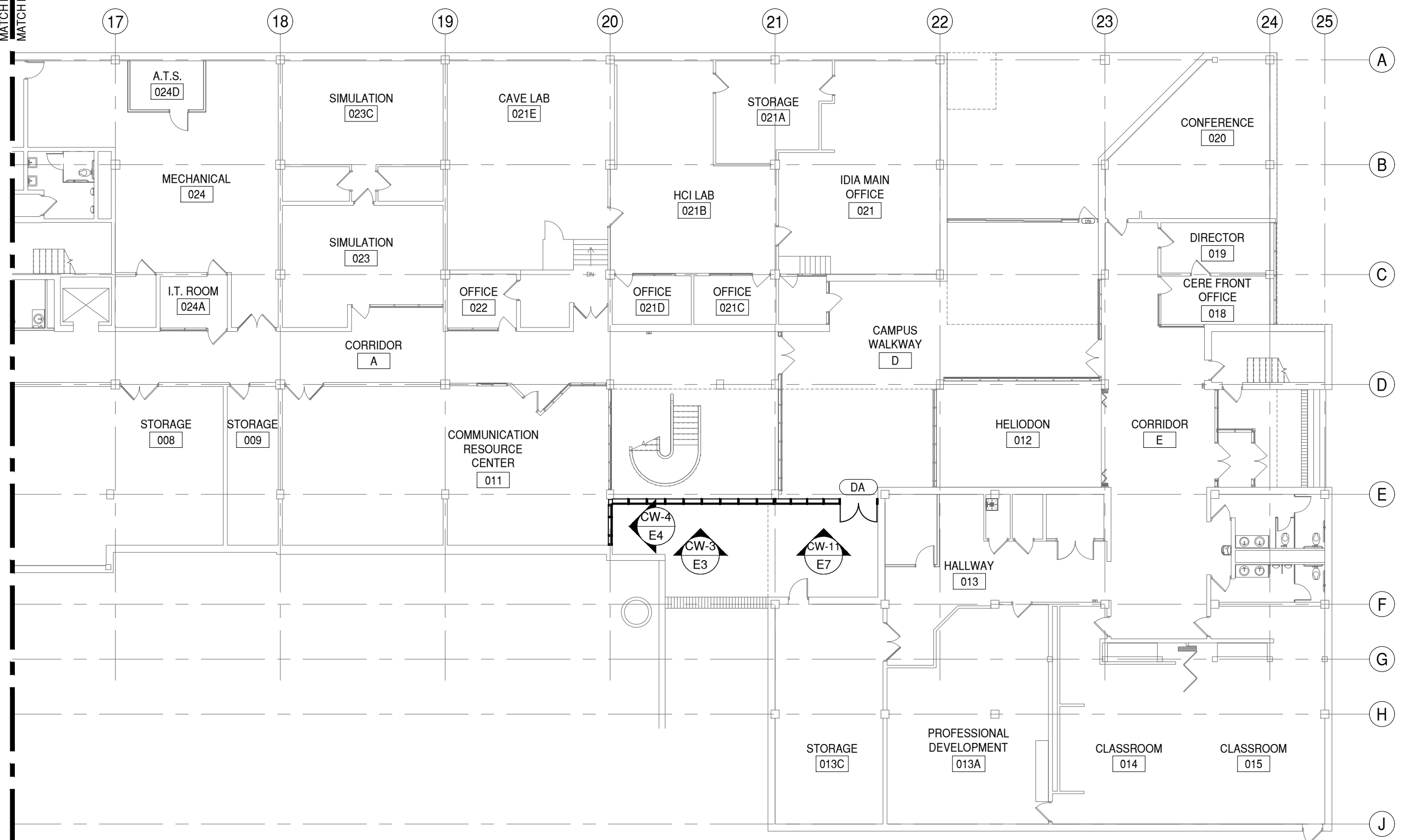
PROJECT NAME:  
 BSU CAP BUILDING  
 RENOVATION

SHEET DESCRIPTION:  
 COVER SHEET

SHEET:  
 C2

MATCHLINE  
MATCHLINE

MATCHLINE  
MATCHLINE



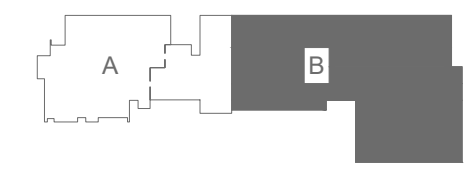
NOTE:  
ALL DIMENSIONS TO BE FIELD  
VERIFIED PRIOR TO FABRICATION

NOTE:  
THESE PLANS VIEWS ARE FOR LOCATION REFERENCE  
ONLY. WALLS AND STRUCTURES WITHIN THE IMMEDIATE  
SURROUNDINGS OF THE SCOPE OF WORK HAVE BEEN  
INCLUDED. OTHER WALLS AND STRUCTURES MAY NOT  
BE INCLUDED. PLEASE REFER TO THE MOST CURRENT  
SET OF ARCHITECTURAL PLANS FOR FULL PLAN VIEWS.

**1** GROUND FLOOR ZONE B FLOOR PLAN  
P1 DRAWING SCALE  
24x36: 1:100  
11x17: 1:200



ARCH. REF.  
1/A2.00B



KEY PLAN

# GLAZING CONTRACTOR

999 STREET, ST  
CITY, STATE 99999  
PH: 999.999.9999

**MP** drafting  
& design  
www.MPDRAFTING.com

P: 248.522.7096  
F: 248.522.7030

## ARCHITECT:

MSA DESIGN  
316 W. FOURTH STREET 6TH FLOOR  
CINCINNATI, OH 45202  
P:(513) 241-5666

## STAMP AREA:

MOST RECENT REVISION 7	DATE 03.09.2026
---------------------------	--------------------

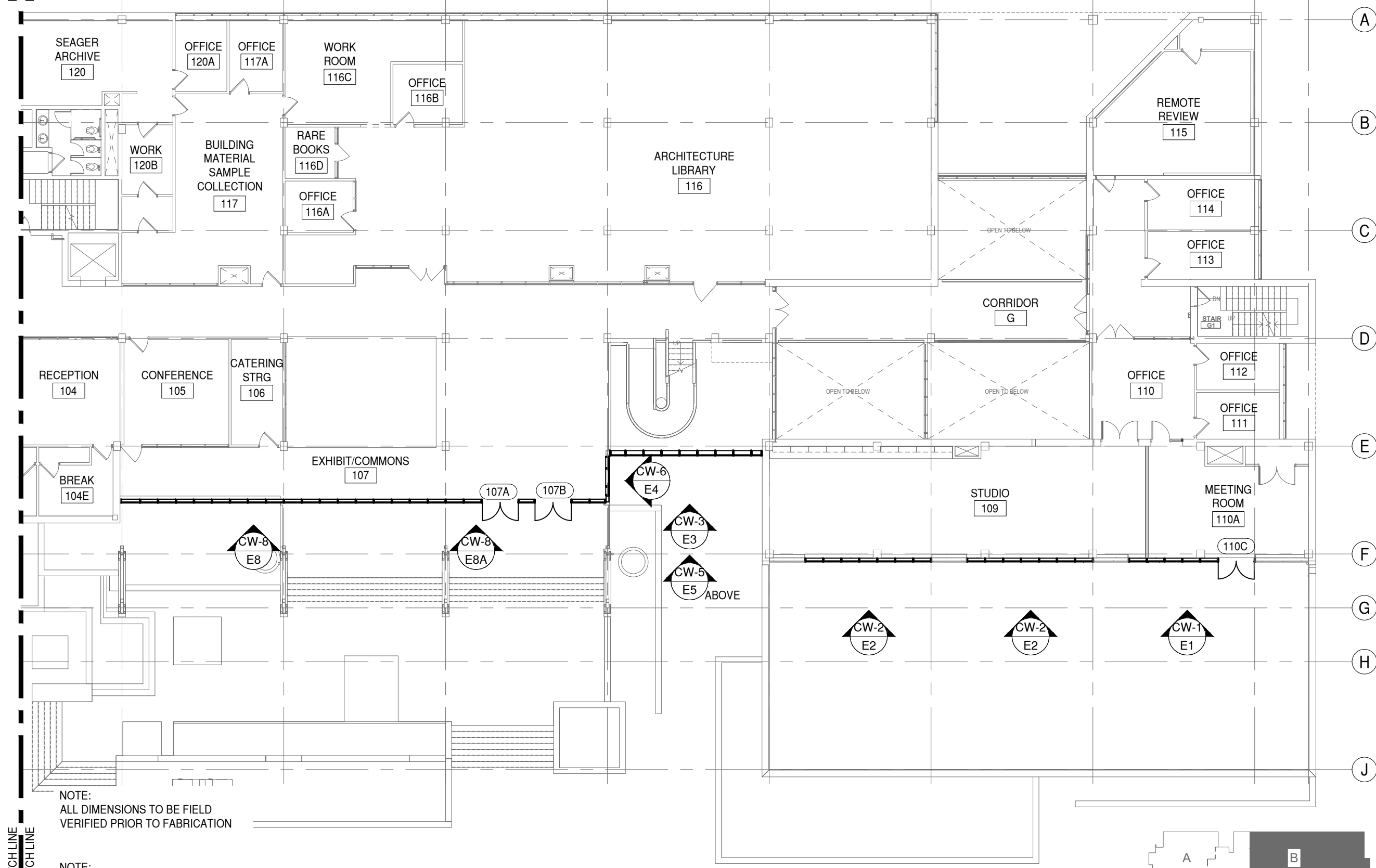
PROJECT NUMBER:  
**25-142E**

PROJECT NAME:  
**BSU CAP BUILDING  
RENOVATION**

SHEET DESCRIPTION:  
**PLAN VIEW**

SHEET:  
**P1**

MATCHLINE  
MATCHLINE



NOTE:  
ALL DIMENSIONS TO BE FIELD  
VERIFIED PRIOR TO FABRICATION

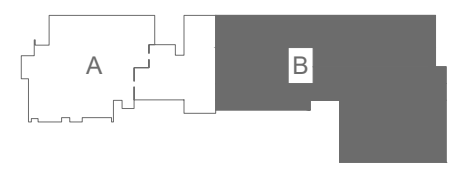
NOTE:  
THESE PLANS VIEWS ARE FOR LOCATION REFERENCE  
ONLY. WALLS AND STRUCTURES WITHIN THE IMMEDIATE  
SURROUNDINGS OF THE SCOPE OF WORK HAVE BEEN  
INCLUDED. OTHER WALLS AND STRUCTURES MAY NOT  
BE INCLUDED. PLEASE REFER TO THE MOST CURRENT  
SET OF ARCHITECTURAL PLANS FOR FULL PLAN VIEWS.

MATCHLINE  
MATCHLINE

**2** FIRST FLOOR ZONE B FLOOR PLAN  
P2 DRAWING SCALE  
24x36: 1:100  
11x17: 1:200



ARCH. REF.  
1/A2.01B



KEY PLAN

# GLAZING CONTRACTOR

999 STREET, ST  
CITY, STATE 99999  
PH: 999.999.9999

**MP** drafting  
& design  
www.MPDRAFTING.com  
P: 248.522.7096  
F: 248.522.7030

**ARCHITECT:**  
MSA DESIGN  
316 W. FOURTH STREET 6TH FLOOR  
CINCINNATI, OH 45202  
P:(513) 241-5666

## STAMP AREA:

MOST RECENT REVISION  
7 DATE  
03.09.2026

PROJECT NUMBER:  
25-142E

PROJECT NAME:  
BSU CAP BUILDING  
RENOVATION

SHEET DESCRIPTION:  
PLAN VIEW

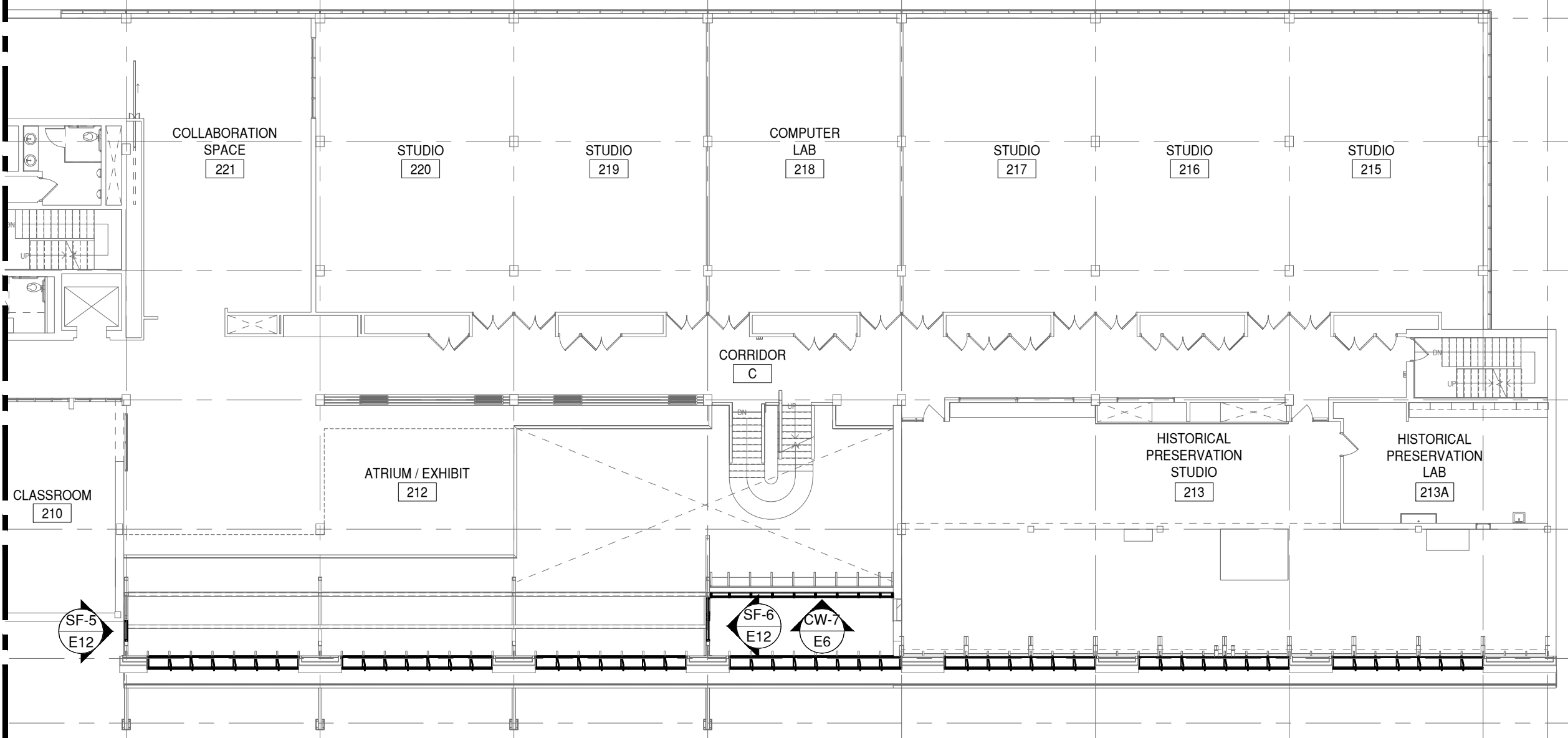
SHEET:  
**P2**

MATCH LINE

MATCH LINE

17 18 19 20 21 22 23 24 25

A B C D E F G



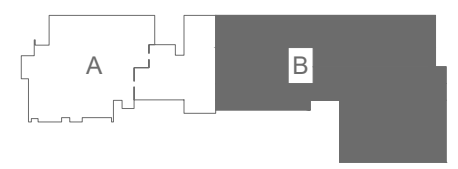
NOTE:  
ALL DIMENSIONS TO BE FIELD  
VERIFIED PRIOR TO FABRICATION

NOTE:  
THESE PLANS VIEWS ARE FOR LOCATION REFERENCE  
ONLY. WALLS AND STRUCTURES WITHIN THE IMMEDIATE  
SURROUNDINGS OF THE SCOPE OF WORK HAVE BEEN  
INCLUDED. OTHER WALLS AND STRUCTURES MAY NOT  
BE INCLUDED. PLEASE REFER TO THE MOST CURRENT  
SET OF ARCHITECTURAL PLANS FOR FULL PLAN VIEWS.

3 SECOND FLOOR ZONE B FLOOR PLAN  
P3 DRAWING SCALE  
24x36: 1:100  
11x17: 1:200



ARCH. REF.  
1/A2.02B



KEY PLAN

# GLAZING CONTRACTOR

999 STREET, ST  
CITY, STATE 99999  
PH: 999.999.9999

**MP** drafting  
& design  
www.MPDRAFTING.com  
P: 248.522.7096  
F: 248.522.7030

**ARCHITECT:**  
MSA DESIGN  
316 W. FOURTH STREET 6TH FLOOR  
CINCINNATI, OH 45202  
P:(513) 241-5666

## STAMP AREA:

MOST RECENT REVISION  
7 DATE  
03.09.2026

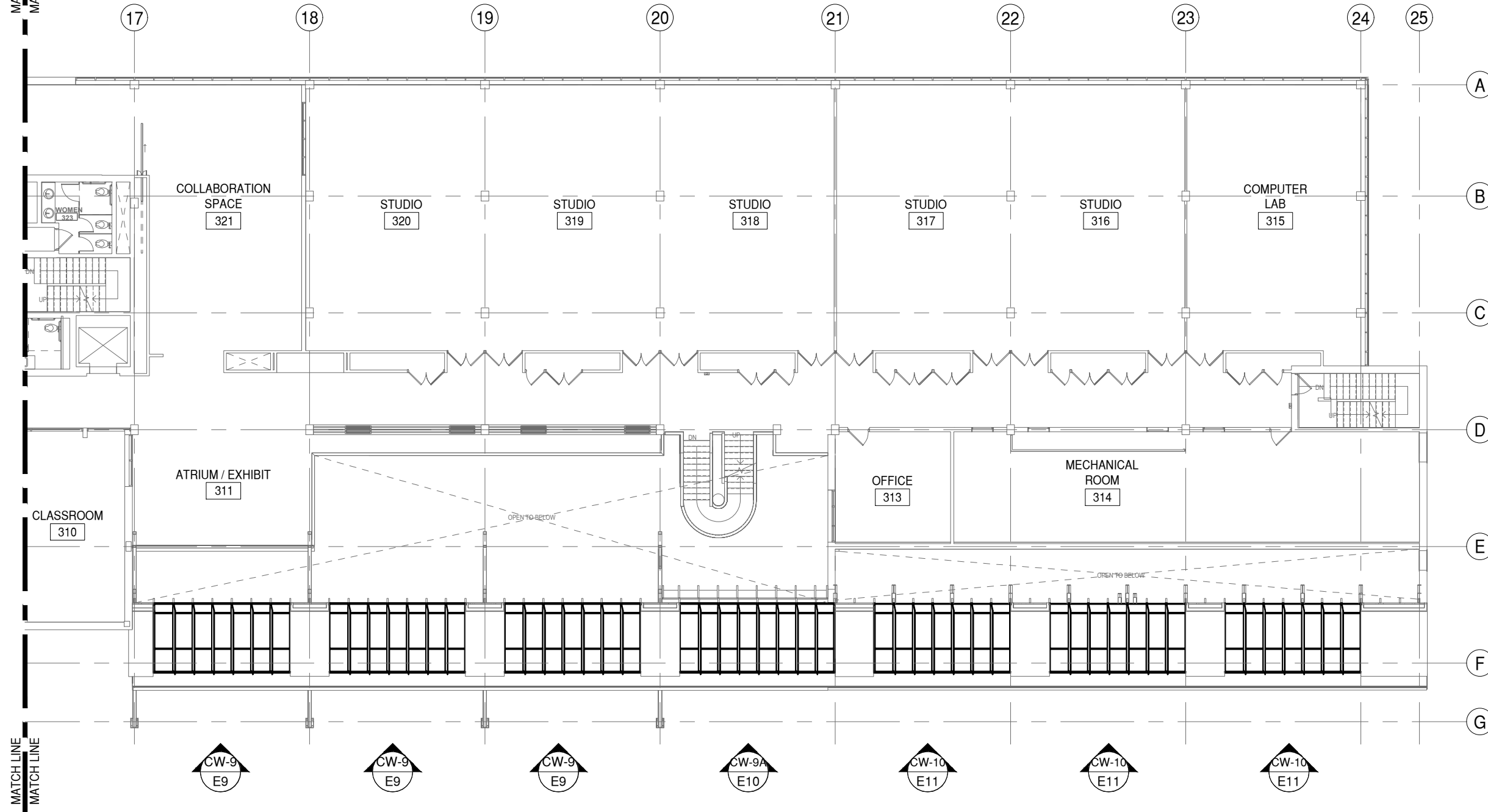
PROJECT NUMBER:  
25-142E

PROJECT NAME:  
BSU CAP BUILDING  
RENOVATION

SHEET DESCRIPTION:  
PLAN VIEW

SHEET:  
**P3**

MATCH LINE  
MATCH LINE



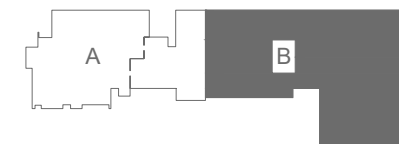
NOTE:  
ALL DIMENSIONS TO BE FIELD  
VERIFIED PRIOR TO FABRICATION

NOTE:  
THESE PLANS VIEWS ARE FOR LOCATION REFERENCE  
ONLY. WALLS AND STRUCTURES WITHIN THE IMMEDIATE  
SURROUNDINGS OF THE SCOPE OF WORK HAVE BEEN  
INCLUDED. OTHER WALLS AND STRUCTURES MAY NOT  
BE INCLUDED. PLEASE REFER TO THE MOST CURRENT  
SET OF ARCHITECTURAL PLANS FOR FULL PLAN VIEWS.

**4** THIRD FLOOR ZONE B FLOOR PLAN  
P4 DRAWING SCALE  
24x36: 1:100  
11x17: 1:200



ARCH. REF.  
1/A2.03B



KEY PLAN

# GLAZING CONTRACTOR

999 STREET, ST  
CITY, STATE 99999  
PH: 999.999.9999



www.MPDRAFTING.com  
P: 248.522.7096  
F: 248.522.7030

## ARCHITECT:

MSA DESIGN  
316 W. FOURTH STREET 6TH FLOOR  
CINCINNATI, OH 45202  
P: (513) 241-5666

## STAMP AREA:

MOST RECENT REVISION 7	DATE 03.09.2026
---------------------------	--------------------

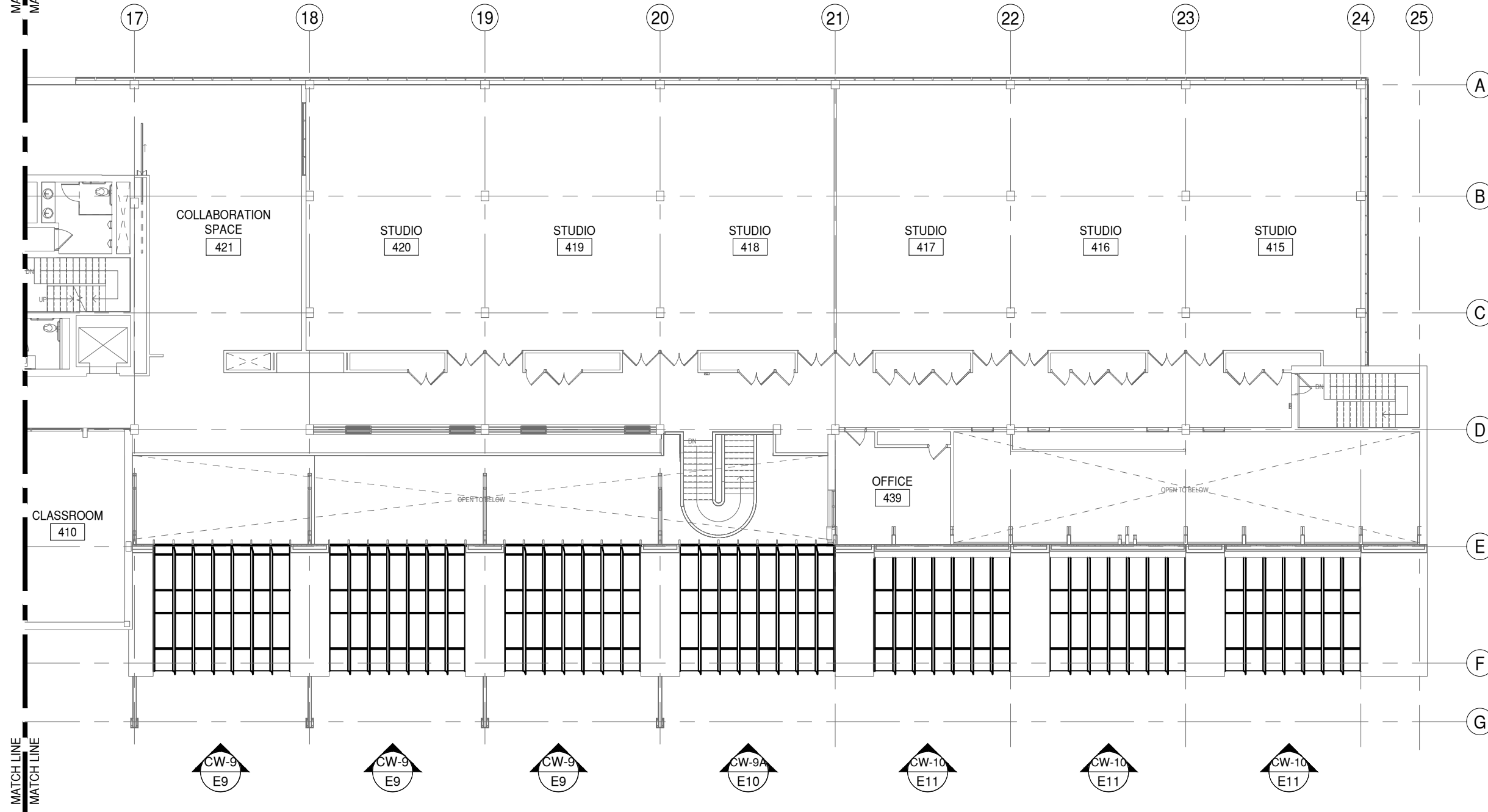
PROJECT NUMBER:  
**25-142E**

PROJECT NAME:  
**BSU CAP BUILDING  
RENOVATION**

SHEET DESCRIPTION:  
**PLAN VIEW**

SHEET:  
**P4**

MATCH LINE  
MATCH LINE



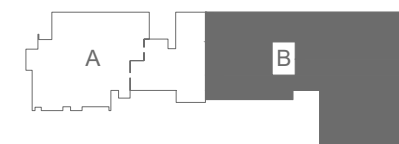
NOTE:  
ALL DIMENSIONS TO BE FIELD  
VERIFIED PRIOR TO FABRICATION

NOTE:  
THESE PLANS VIEWS ARE FOR LOCATION REFERENCE  
ONLY. WALLS AND STRUCTURES WITHIN THE IMMEDIATE  
SURROUNDINGS OF THE SCOPE OF WORK HAVE BEEN  
INCLUDED. OTHER WALLS AND STRUCTURES MAY NOT  
BE INCLUDED. PLEASE REFER TO THE MOST CURRENT  
SET OF ARCHITECTURAL PLANS FOR FULL PLAN VIEWS.

**5** FOURTH FLOOR ZONE B FLOOR PLAN  
P5 DRAWING SCALE  
24x36: 1:100  
11x17: 1:200



ARCH. REF.  
1/A2.04B



KEY PLAN

# GLAZING CONTRACTOR

999 STREET, ST  
CITY, STATE 99999  
PH: 999.999.9999



www.MPDRAFTING.com  
P: 248.522.7096  
F: 248.522.7030

## ARCHITECT:

MSA DESIGN  
316 W. FOURTH STREET 6TH FLOOR  
CINCINNATI, OH 45202  
P:(513) 241-5666

## STAMP AREA:

MOST RECENT REVISION 7	DATE 03.09.2026
---------------------------	--------------------

PROJECT NUMBER:  
**25-142E**

PROJECT NAME:  
**BSU CAP BUILDING  
RENOVATION**

SHEET DESCRIPTION:  
**PLAN VIEW**

SHEET:  
**P5**

MATCH LINE  
MATCH LINE

17 18 19 20 21 22 23 24 25

A  
B  
C  
D  
E  
F  
G

MATCH LINE  
MATCH LINE

MECHANICAL  
PENTHOUSE  
512

SF-7  
E13

SF-8  
E13

CW-9  
E9

CW-9  
E9

CW-9  
E9

CW-9A  
E10

CW-10  
E11

CW-10  
E11

CW-10  
E11

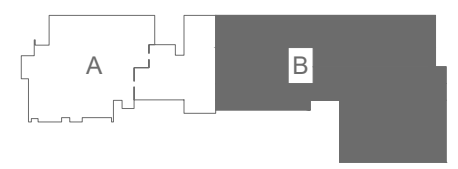
NOTE:  
ALL DIMENSIONS TO BE FIELD  
VERIFIED PRIOR TO FABRICATION

NOTE:  
THESE PLANS VIEWS ARE FOR LOCATION REFERENCE  
ONLY. WALLS AND STRUCTURES WITHIN THE IMMEDIATE  
SURROUNDINGS OF THE SCOPE OF WORK HAVE BEEN  
INCLUDED. OTHER WALLS AND STRUCTURES MAY NOT  
BE INCLUDED. PLEASE REFER TO THE MOST CURRENT  
SET OF ARCHITECTURAL PLANS FOR FULL PLAN VIEWS.

6 FIFTH FLOOR ZONE B FLOOR PLAN  
P6 DRAWING SCALE  
24x36: 1:100  
11x17: 1:200



ARCH. REF.  
1/A2.05B



KEY PLAN

# GLAZING CONTRACTOR

999 STREET, ST  
CITY, STATE 99999  
PH: 999.999.9999

**MP** drafting  
& design  
www.MPDRAFTING.com  
P: 248.522.7096  
F: 248.522.7030

ARCHITECT:  
MSA DESIGN  
316 W. FOURTH STREET 6TH FLOOR  
CINCINNATI, OH 45202  
P:(513) 241-5666

## STAMP AREA:

MOST RECENT REVISION  
7 DATE  
03.09.2026

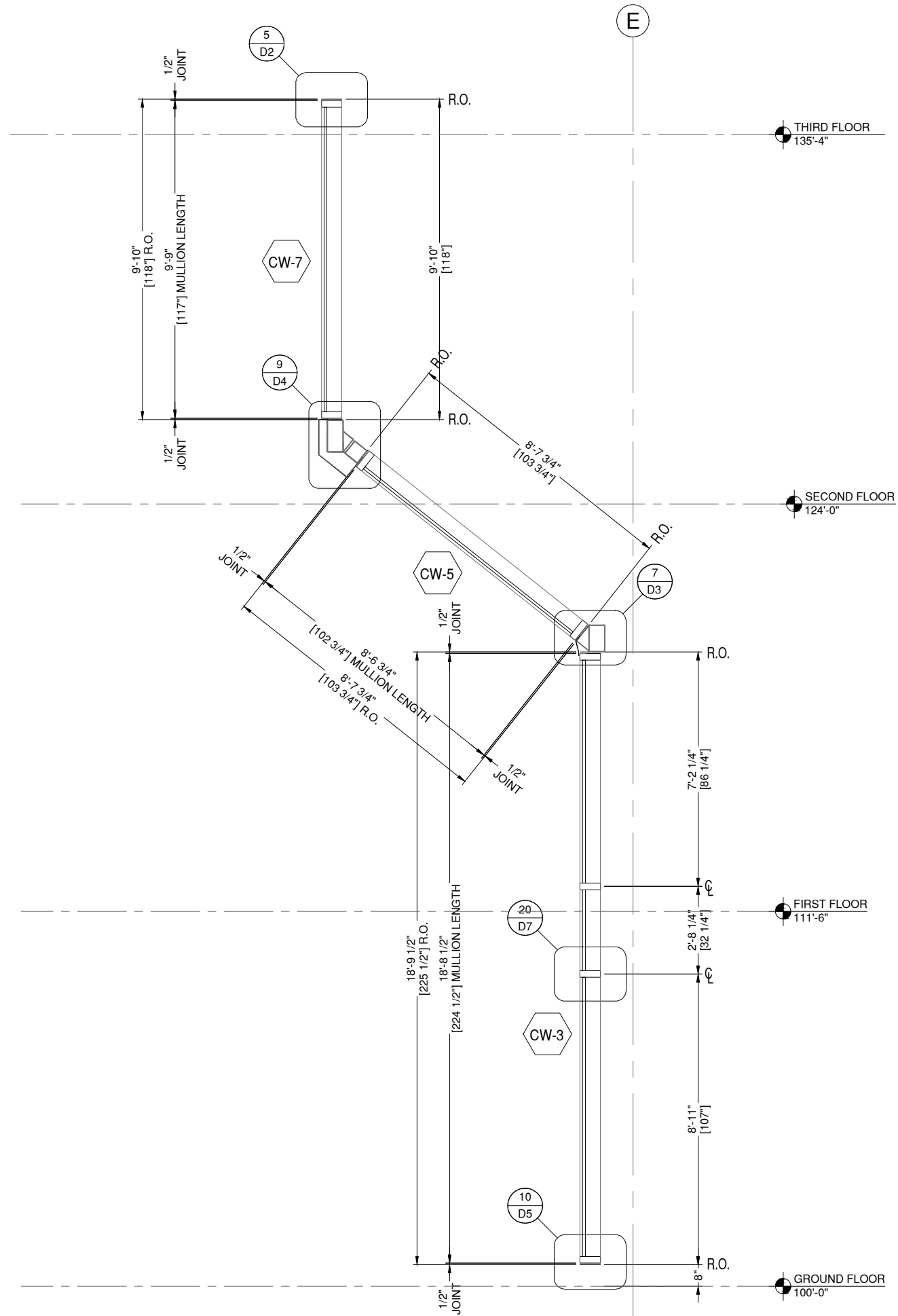
PROJECT NUMBER:  
25-142E

PROJECT NAME:  
BSU CAP BUILDING  
RENOVATION

SHEET DESCRIPTION:  
PLAN VIEW

SHEET:  
**P6**

NOTE:  
ALL DIMENSIONS TO BE FIELD  
VERIFIED PRIOR TO FABRICATION



**1**  
**S1** SECTION 1  
DRAWING SCALE  
24x36: 1/2" = 1'-0"  
11x17: 1/4" = 1'-0"

ARCH. REF.  
1/A4.02

# GLAZING CONTRACTOR

999 STREET, ST  
CITY, STATE 99999  
PH: 999.999.9999

**MP** drafting  
& design  
www.MPDRAFTING.com  
P: 248.522.7096  
F: 248.522.7030

**ARCHITECT:**  
MSA DESIGN  
316 W. FOURTH STREET 6TH FLOOR  
CINCINNATI, OH 45202  
P:(513) 241-5666

**STAMP AREA:**

MOST RECENT REVISION 7	DATE 03.09.2026
---------------------------	--------------------

PROJECT NUMBER:  
**25-142E**

PROJECT NAME:  
**BSU CAP BUILDING  
RENOVATION**

SHEET DESCRIPTION:  
**SECTIONS**

SHEET:  
**S1**

NOTE:  
ALL DIMENSIONS TO BE FIELD  
VERIFIED PRIOR TO FABRICATION

# GLAZING CONTRACTOR

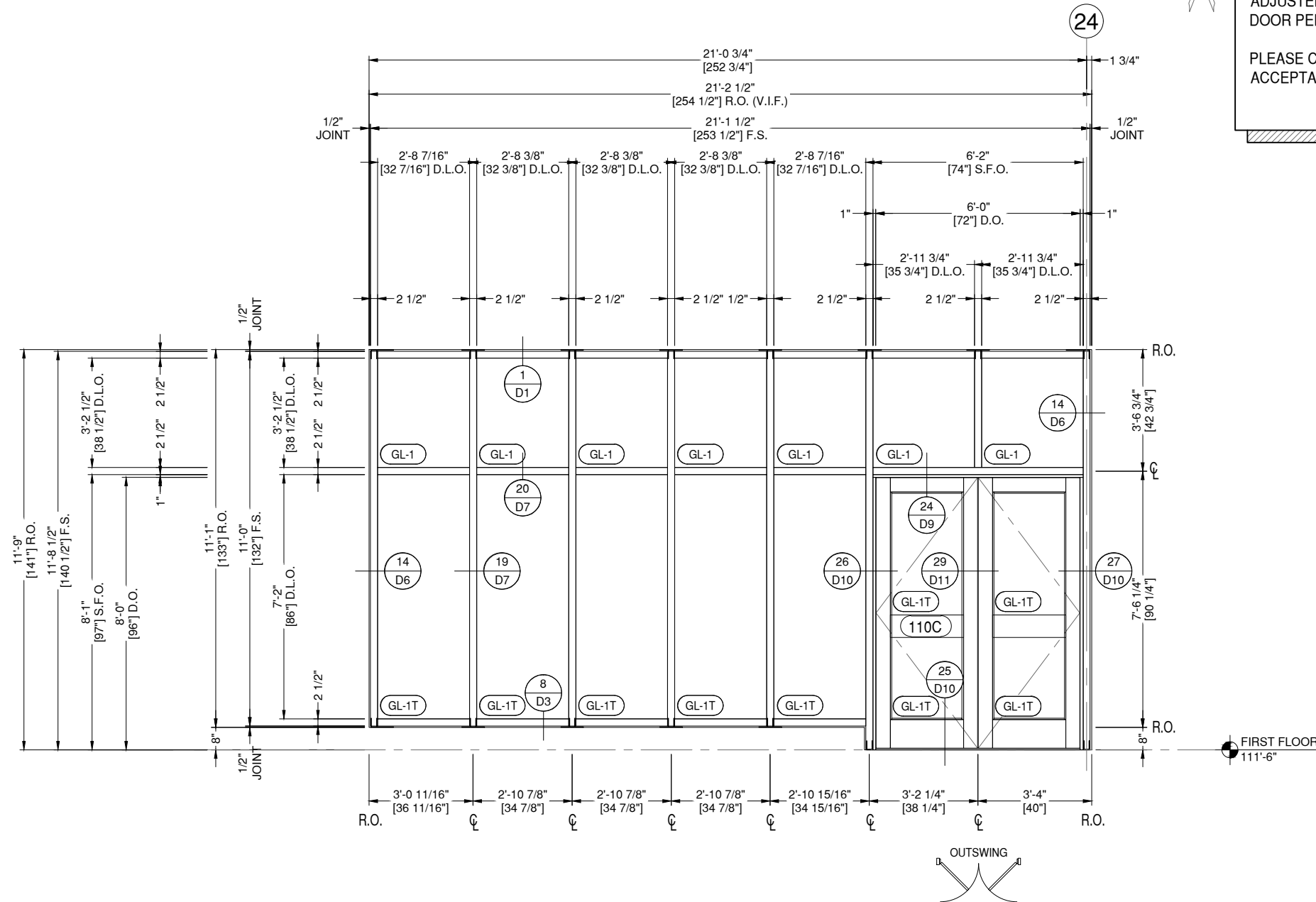
999 STREET, ST  
CITY, STATE 99999  
PH: 999.999.9999



ARCHITECT NOTE:  
HORIZONTAL MULLIONS HAVE BEEN  
ADJUSTED AT THIS FRAME TO ACCOMMODATE  
DOOR PER SCHEDULE. PLEASE CONFIRM.

PLEASE CONFIRM THIS LAYOUT IS  
ACCEPTABLE

YES  NO



**CW-1 ELEVATION CW-1**  
**E1**

DRAWING SCALE  
24x36: 1/2" = 1'-0"  
11x17: 1/4" = 1'-0"

THUS REQ'D: 1  
OPP REQ'D: 0  
TOTAL REQ'D: 1

HW SET: 4

ARCH. REF.  
CW-1/A6.02

1600UT SYSTEM 1  
FINISH: #40 DARK BRONZE  
500T THERMAL WIDE STILE

## ARCHITECT:

MSA DESIGN  
316 W. FOURTH STREET 6TH FLOOR  
CINCINNATI, OH 45202  
P: (513) 241-5666

## STAMP AREA:

MOST RECENT REVISION: 7 DATE: 03.09.2026

PROJECT NUMBER:  
**25-142E**

PROJECT NAME:  
**BSU CAP BUILDING  
RENOVATION**

SHEET DESCRIPTION:  
**ELEVATIONS**

SHEET:  
**E1**

NOTE:  
ALL DIMENSIONS TO BE FIELD  
VERIFIED PRIOR TO FABRICATION

# GLAZING CONTRACTOR

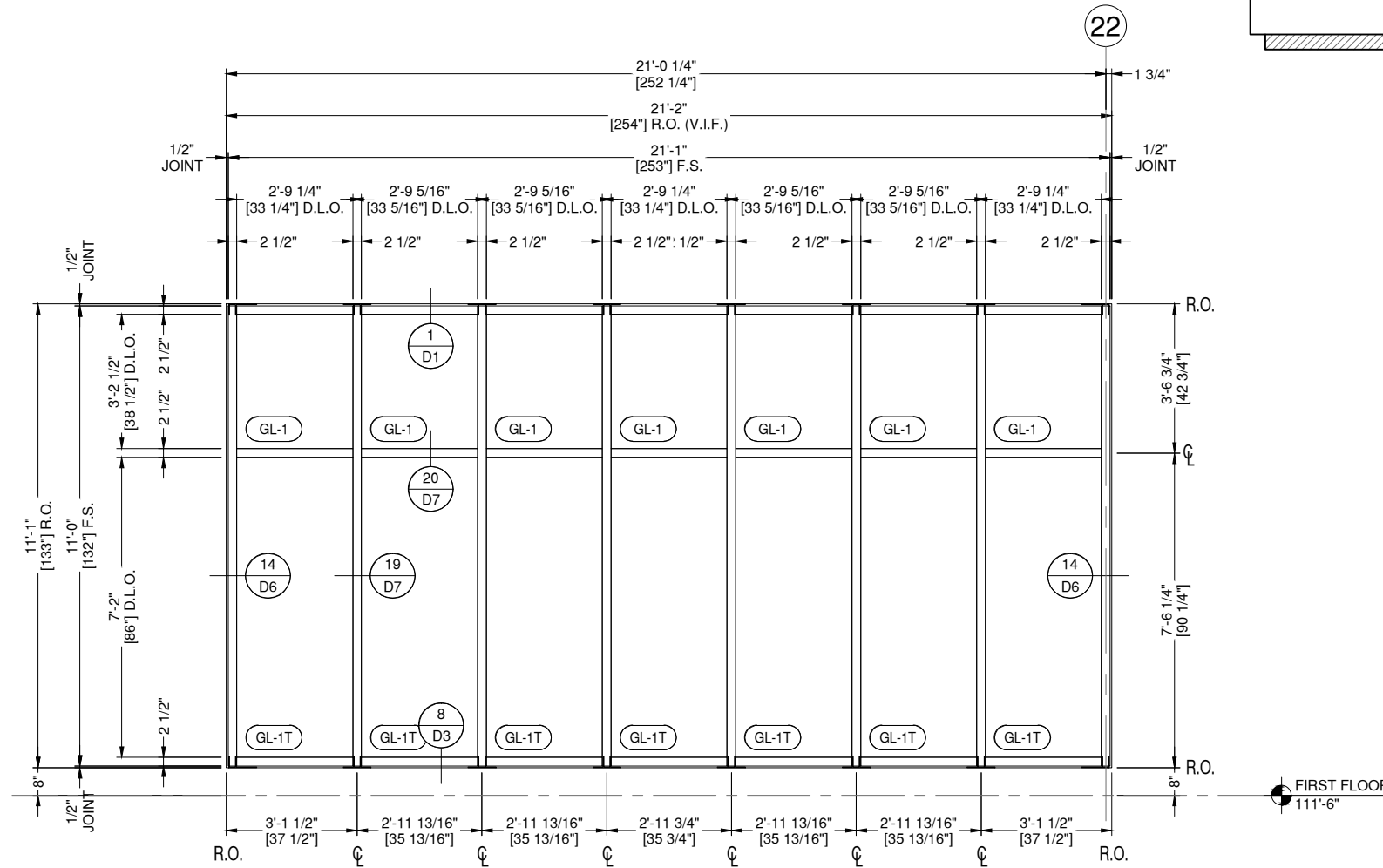
999 STREET, ST  
CITY, STATE 99999  
PH: 999.999.9999



ARCHITECT NOTE:  
HORIZONTAL MULLIONS HAVE BEEN  
ADJUSTED AT THIS FRAME TO MATCH  
NEIGHBORING FRAMES. PLEASE CONFIRM.

PLEASE CONFIRM THIS LAYOUT IS  
ACCEPTABLE

YES  NO



**CW-2** ELEVATION CW-2  
**E2**

DRAWING SCALE  
24x36: 1/2" = 1'-0"  
11x17: 1/4" = 1'-0"

THUS REQ'D: 2  
OPP REQ'D: 0  
TOTAL REQ'D: 2

ARCH. REF.  
CW-2/A6.02

1600UT SYSTEM 1  
FINISH: #40 DARK BRONZE

## ARCHITECT:

MSA DESIGN  
316 W. FOURTH STREET 6TH FLOOR  
CINCINNATI, OH 45202  
P:(513) 241-5666

## STAMP AREA:

MOST RECENT REVISION 7	DATE 03.09.2026
---------------------------	--------------------

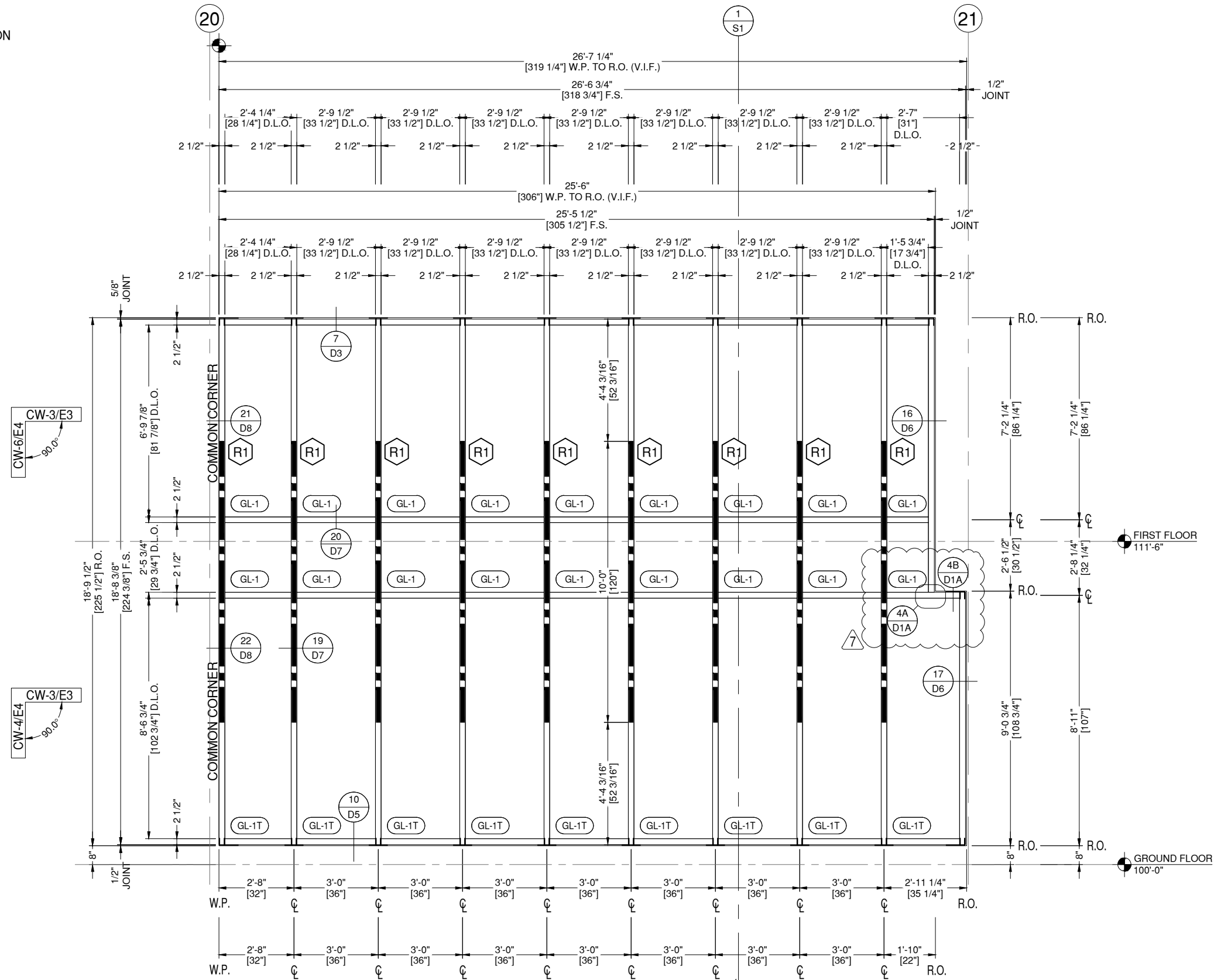
PROJECT NUMBER:  
**25-142E**

PROJECT NAME:  
**BSU CAP BUILDING  
RENOVATION**

SHEET DESCRIPTION:  
**ELEVATIONS**

SHEET:  
**E2**

NOTE:  
ALL DIMENSIONS TO BE FIELD  
VERIFIED PRIOR TO FABRICATION



REINFORCEMENT KEY  
R1 HSS4X2X1/4" (A500, GR.B, FY46KSI, MIN.), 120" LONG

**CW-3 ELEVATION CW-3**  
**E3** DRAWING SCALE  
 24x36: 1/2" = 1'-0"  
 11x17: 1/4" = 1'-0"  
 1600UT SYSTEM 1  
 FINISH: #40 DARK BRONZE

THUS REQ'D:	1	ARCH. REF. CW-3/A6.02
OPP REQ'D:	0	
TOTAL REQ'D:	1	

# GLAZING CONTRACTOR

999 STREET, ST  
CITY, STATE 99999  
PH: 999.999.9999

**MP** drafting & design  
 www.MPDRAFTING.com  
 P: 248.522.7096  
 F: 248.522.7030

**ARCHITECT:**  
 MSA DESIGN  
 316 W. FOURTH STREET 6TH FLOOR  
 CINCINNATI, OH 45202  
 P:(513) 241-5666

**STAMP AREA:**

MOST RECENT REVISION	DATE
7	03.09.2026

PROJECT NUMBER:  
**25-142E**

PROJECT NAME:  
**BSU CAP BUILDING RENOVATION**

SHEET DESCRIPTION:  
**ELEVATIONS**

SHEET:  
**E3**

NOTE:  
ALL DIMENSIONS TO BE FIELD  
VERIFIED PRIOR TO FABRICATION

# GLAZING CONTRACTOR

999 STREET, ST  
CITY, STATE 99999  
PH: 999.999.9999

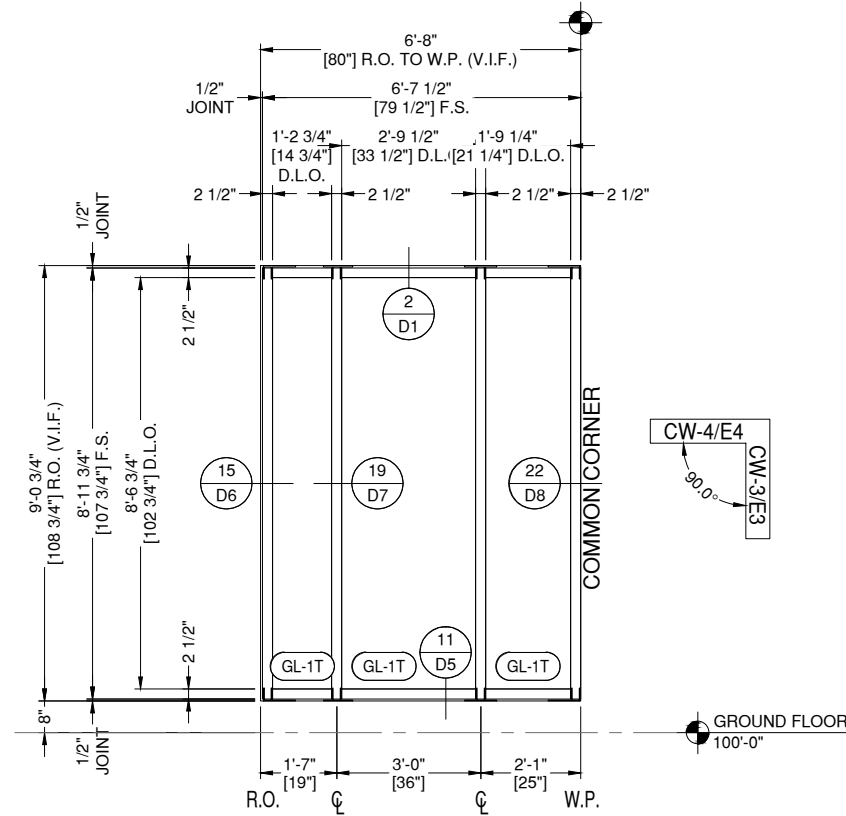


ARCHITECT NOTE:  
THE ROUGH OPENING HAS BEEN  
ADJUSTED TO MATCH THE  
CORNERING FRAME.

PLEASE CONFIRM THIS LAYOUT  
IS ACCEPTABLE  YES  NO



INSTALLER NOTE:  
CUSTOM F/T ANCHORS  
ARE REQUIRED AT THE  
HEAD OF THIS FRAME.

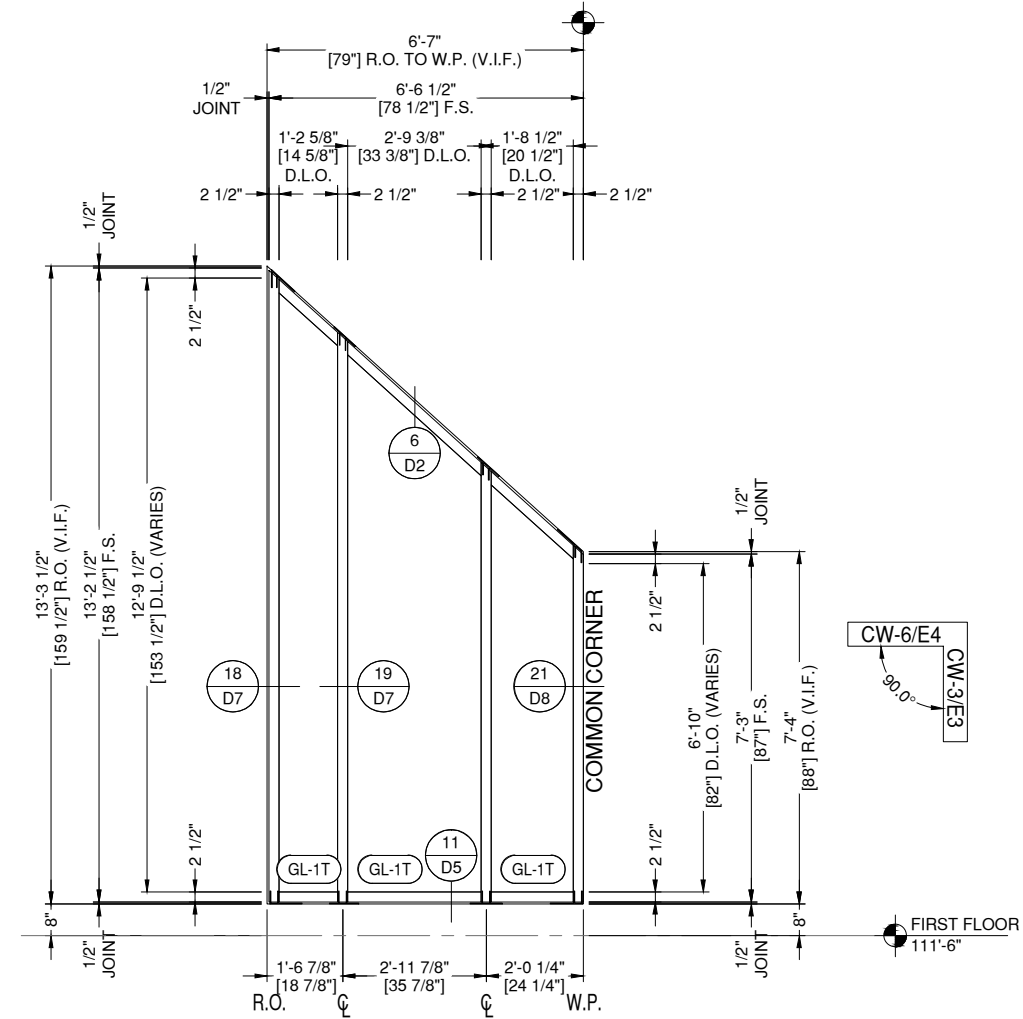


**CW-4** ELEVATION CW-4  
**E4** DRAWING SCALE  
24x36: 1/2" = 1'-0"  
11x17: 1/4" = 1'-0"

THUS REQ'D: 1  
OPP REQ'D: 0  
TOTAL REQ'D: 1

ARCH. REF.  
CW-4/A6.02

1600UT SYSTEM 1  
FINISH: #40 DARK BRONZE



**CW-6** ELEVATION CW-6  
**E4** DRAWING SCALE  
24x36: 1/2" = 1'-0"  
11x17: 1/4" = 1'-0"

THUS REQ'D: 1  
OPP REQ'D: 0  
TOTAL REQ'D: 1

ARCH. REF.  
CW-6/A6.02

1600UT SYSTEM 1  
FINISH: #40 DARK BRONZE



www.MPDRAFTING.com  
P: 248.522.7096  
F: 248.522.7030

## ARCHITECT:

MSA DESIGN  
316 W. FOURTH STREET 6TH FLOOR  
CINCINNATI, OH 45202  
P: (513) 241-5666

## STAMP AREA:

MOST RECENT REVISION: 7  
DATE: 03.09.2026

PROJECT NUMBER:  
25-142E

PROJECT NAME:  
BSU CAP BUILDING  
RENOVATION

SHEET DESCRIPTION:  
ELEVATIONS

SHEET:  
**E4**

NOTE:  
ALL DIMENSIONS TO BE FIELD  
VERIFIED PRIOR TO FABRICATION

# GLAZING CONTRACTOR

999 STREET, ST  
CITY, STATE 99999  
PH: 999.999.9999



www.MPDRAFTING.com  
P: 248.522.7096  
F: 248.522.7030

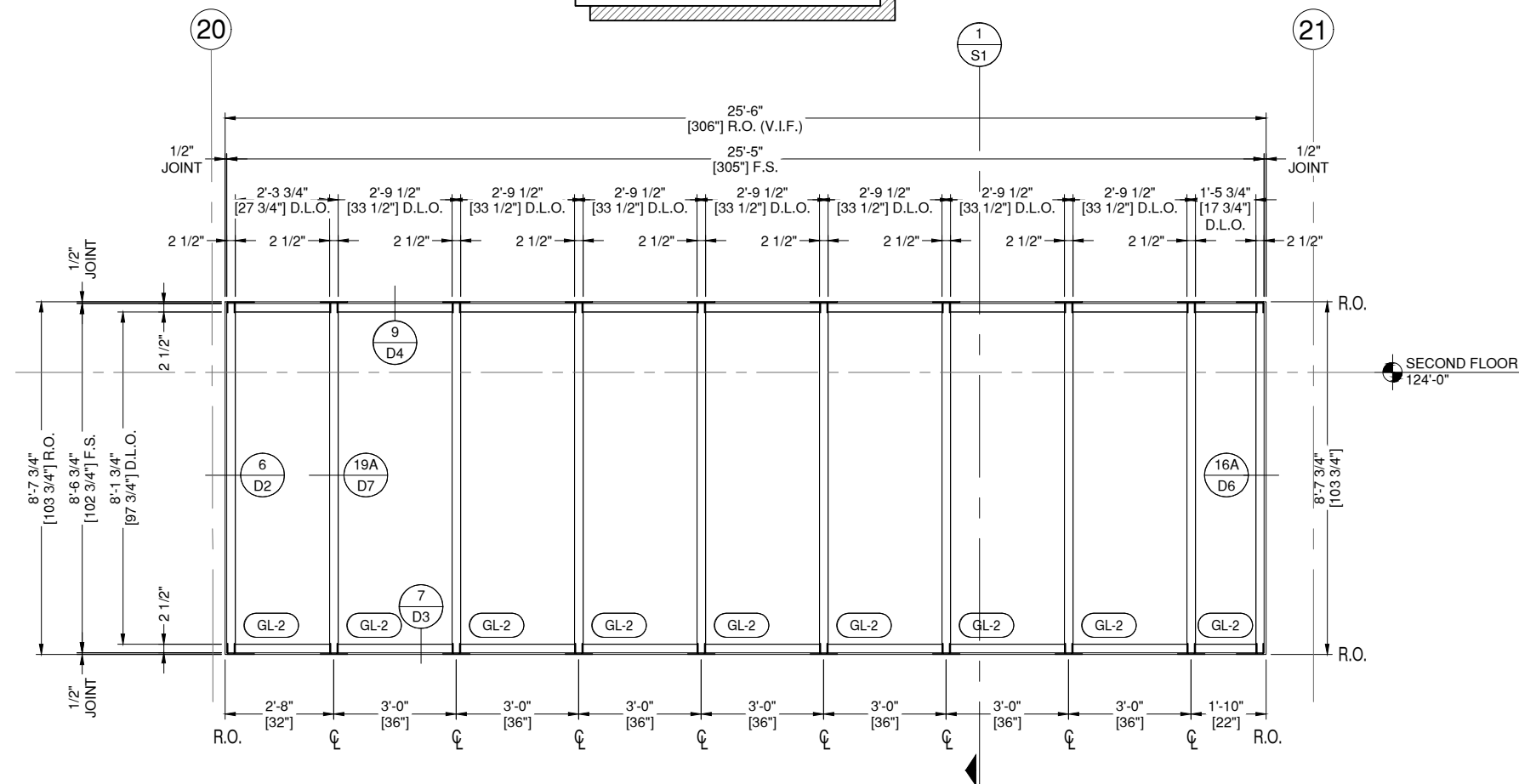
## ARCHITECT:

MSA DESIGN  
316 W. FOURTH STREET 6TH FLOOR  
CINCINNATI, OH 45202  
P:(513) 241-5666

## STAMP AREA:

ARCHITECT NOTE:  
THE ROUGH OPENING HAS BEEN  
ADJUSTED TO MATCH THE  
FRAME BELOW

PLEASE CONFIRM THIS LAYOUT  
IS ACCEPTABLE  YES  NO



**CW-5** ELEVATION CW-5  
**E5**

DRAWING SCALE  
24x36: 1/2" = 1'-0"  
11x17: 1/4" = 1'-0"

THUS REQ'D:	1	ARCH. REF. CW-5/A6.02
OPP REQ'D:	0	
TOTAL REQ'D:	1	

1600UT SYSTEM 1  
FINISH: #40 DARK BRONZE

MOST RECENT REVISION	DATE
7	03.09.2026

PROJECT NUMBER:  
**25-142E**

PROJECT NAME:  
**BSU CAP BUILDING  
RENOVATION**

SHEET DESCRIPTION:  
**ELEVATIONS**

SHEET:  
**E5**

NOTE:  
ALL DIMENSIONS TO BE FIELD  
VERIFIED PRIOR TO FABRICATION

# GLAZING CONTRACTOR

999 STREET, ST  
CITY, STATE 99999  
PH: 999.999.9999



www.MPDRAFTING.com  
P: 248.522.7096  
F: 248.522.7030

## ARCHITECT:

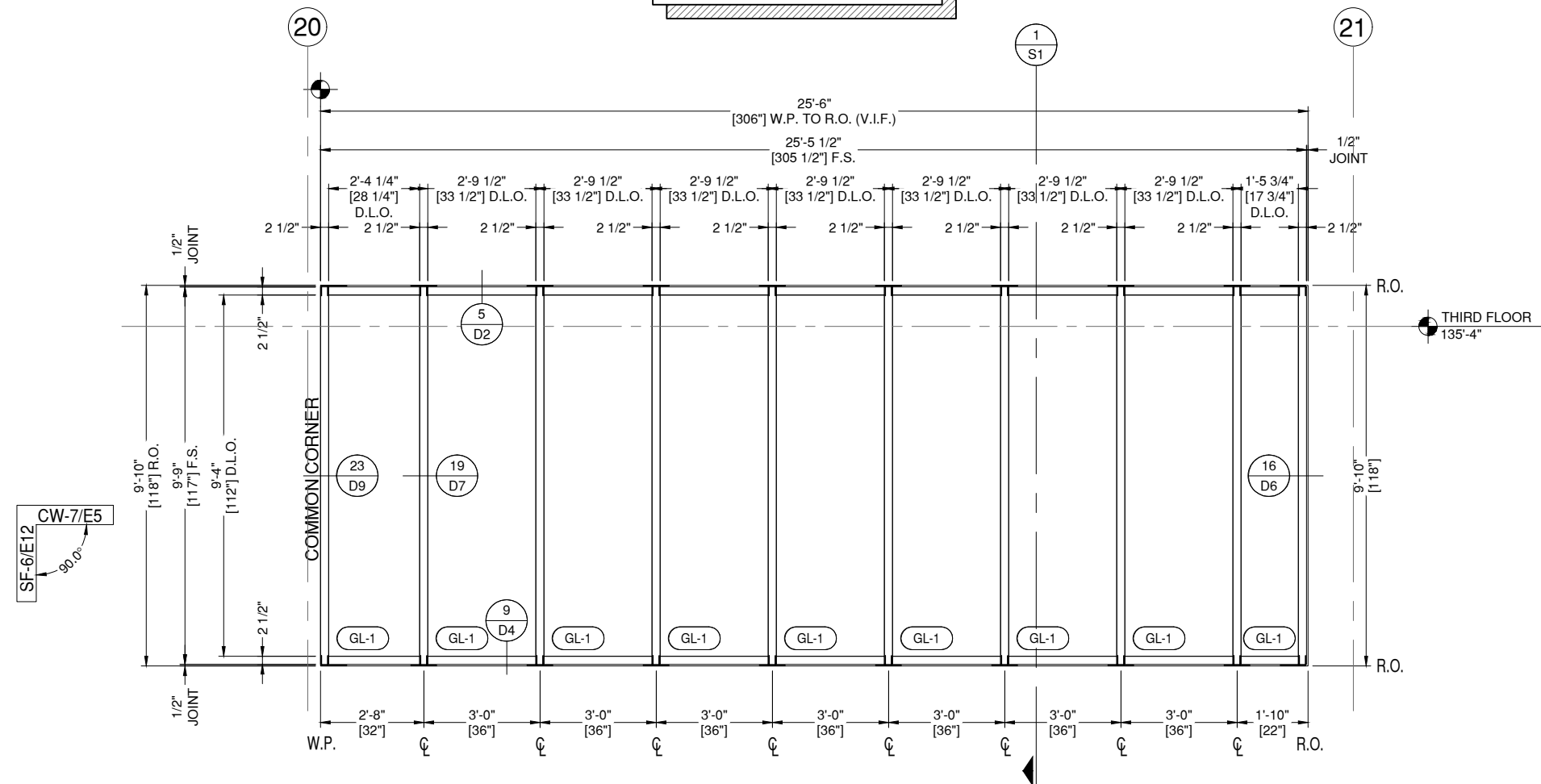
MSA DESIGN  
316 W. FOURTH STREET 6TH FLOOR  
CINCINNATI, OH 45202  
P:(513) 241-5666

## STAMP AREA:



ARCHITECT NOTE:  
THE ROUGH OPENING HAS BEEN  
ADJUSTED TO MATCH THE  
FRAME BELOW

PLEASE CONFIRM THIS LAYOUT  
IS ACCEPTABLE  YES  NO



**CW-7** ELEVATION CW-7  
**E6**

DRAWING SCALE  
24x36: 1/2" = 1'-0"  
11x17: 1/4" = 1'-0"

THUS REQ'D: 1  
OPP REQ'D: 0  
TOTAL REQ'D: 1

ARCH. REF.  
CW-7/A6.02

1600UT SYSTEM 1  
FINISH: #40 DARK BRONZE

MOST RECENT REVISION 7	DATE 03.09.2026
---------------------------	--------------------

PROJECT NUMBER:  
**25-142E**

PROJECT NAME:  
**BSU CAP BUILDING  
RENOVATION**

SHEET DESCRIPTION:  
**ELEVATIONS**

SHEET:  
**E6**

NOTE:  
ALL DIMENSIONS TO BE FIELD  
VERIFIED PRIOR TO FABRICATION

# GLAZING CONTRACTOR

999 STREET, ST  
CITY, STATE 99999  
PH: 999.999.9999

**MP** drafting  
& design

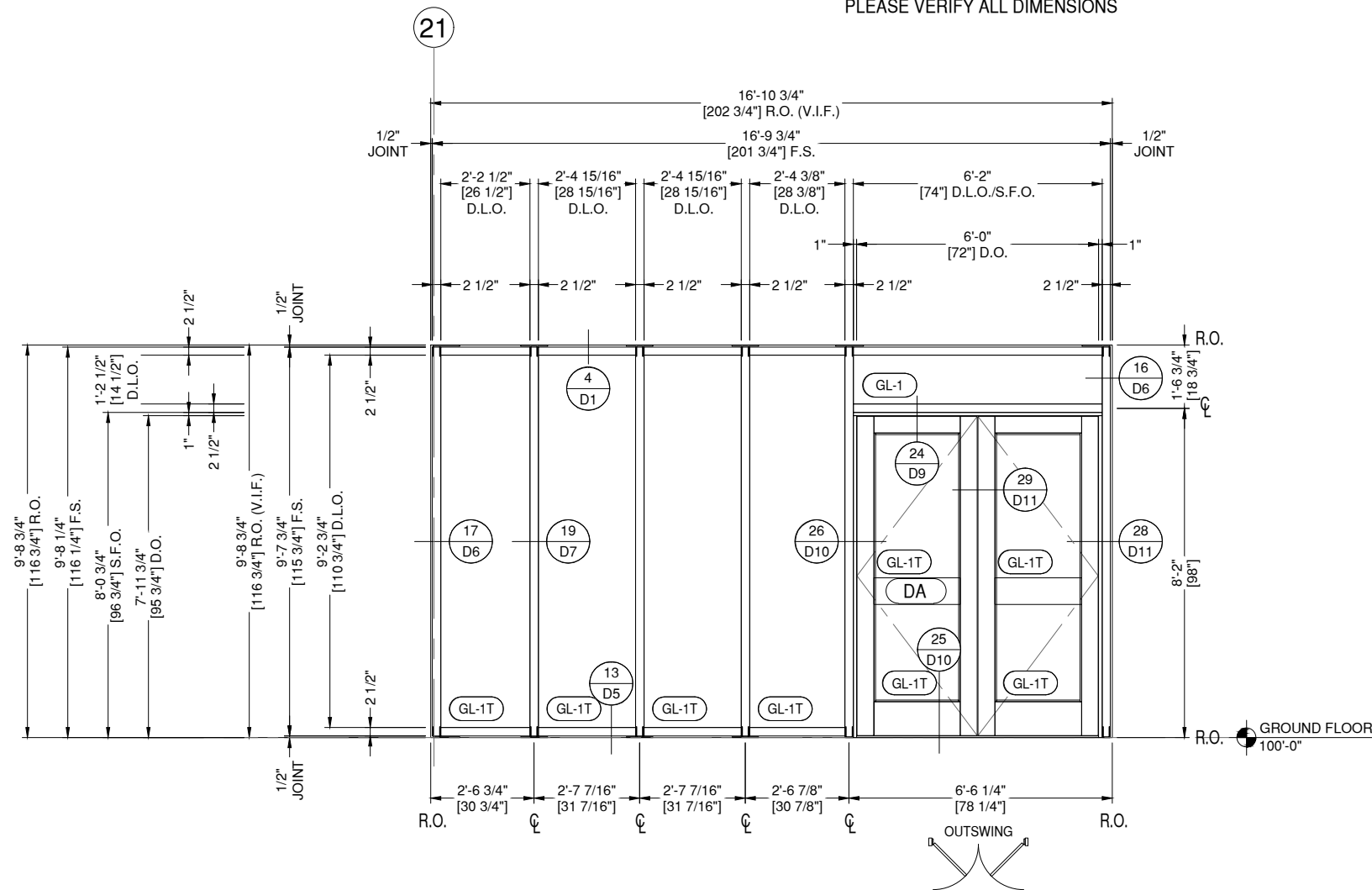
www.MPDRAFTING.com  
P: 248.522.7096  
F: 248.522.7030

## ARCHITECT:

MSA DESIGN  
316 W. FOURTH STREET 6TH FLOOR  
CINCINNATI, OH 45202  
P:(513) 241-5666

## STAMP AREA:

NOTE:  
PLEASE VERIFY ALL DIMENSIONS



**CW-11 ELEVATION CW-11**  
**E7**

DRAWING SCALE  
24x36: 1/2" = 1'-0"  
11x17: 1/4" = 1'-0"

THUS REQ'D: 1  
OPP REQ'D: 0  
TOTAL REQ'D: 1

HW SET:  
1

ARCH. REF.  
CW-11/A6.02

1600UT SYSTEM 1  
FINISH: #40 DARK BRONZE  
500T THERMAL WIDE STILE

MOST RECENT REVISION 7	DATE 03.09.2026
---------------------------	--------------------

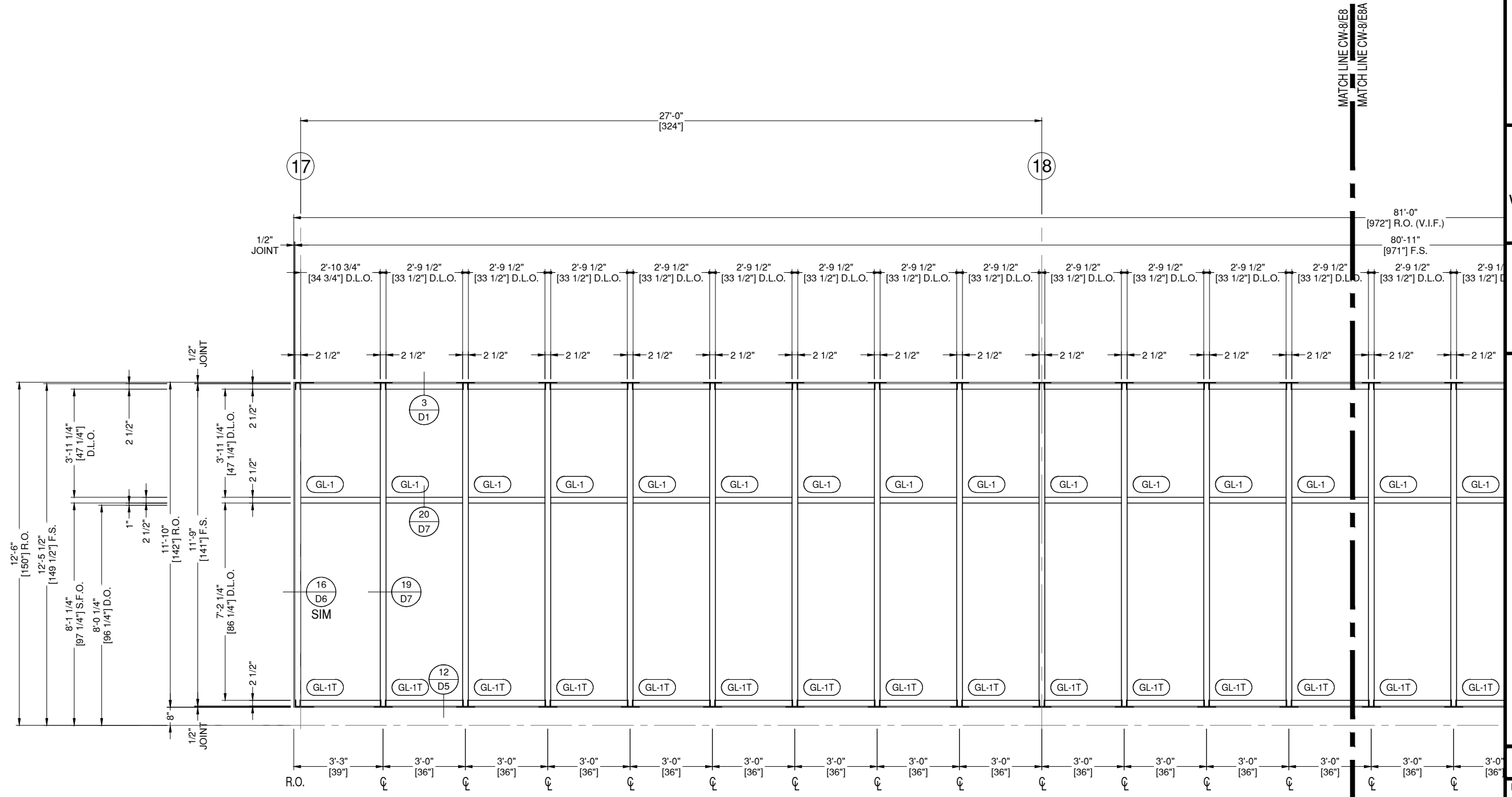
PROJECT NUMBER:  
**25-142E**

PROJECT NAME:  
**BSU CAP BUILDING  
RENOVATION**

SHEET DESCRIPTION:  
**ELEVATIONS**

SHEET:  
**E7**

NOTE:  
ALL DIMENSIONS TO BE FIELD  
VERIFIED PRIOR TO FABRICATION



# GLAZING CONTRACTOR

999 STREET, ST  
CITY, STATE 99999  
PH: 999.999.9999

**MP** drafting  
& design  
www.MPDRAFTING.com  
P: 248.522.7096  
F: 248.522.7030

**ARCHITECT:**  
MSA DESIGN  
316 W. FOURTH STREET 6TH FLOOR  
CINCINNATI, OH 45202  
P:(513) 241-5666

**STAMP AREA:**

MOST RECENT REVISION 7	DATE 03.09.2026
---------------------------	--------------------

PROJECT NUMBER:  
**25-142E**

PROJECT NAME:  
**BSU CAP BUILDING  
RENOVATION**

SHEET DESCRIPTION:  
**ELEVATIONS**

SHEET:  
**E8**

**CW-8** ELEVATION CW-8  
**E8** DRAWING SCALE  
24x36: 1/2" = 1'-0"  
11x17: 1/4" = 1'-0"

THUS REQD:	1
OPP REQD:	0
TOTAL REQD:	1

HW SET:  
1 @ 107B  
3 @ 107A

ARCH. REF.  
CW-8/A6.02

1600UT SYSTEM 1  
FINISH: #40 DARK BRONZE  
500T THERMAL WIDE STILE

NOTE:  
ALL DIMENSIONS TO BE FIELD  
VERIFIED PRIOR TO FABRICATION

# GLAZING CONTRACTOR

999 STREET, ST  
CITY, STATE 99999  
PH: 999.999.9999



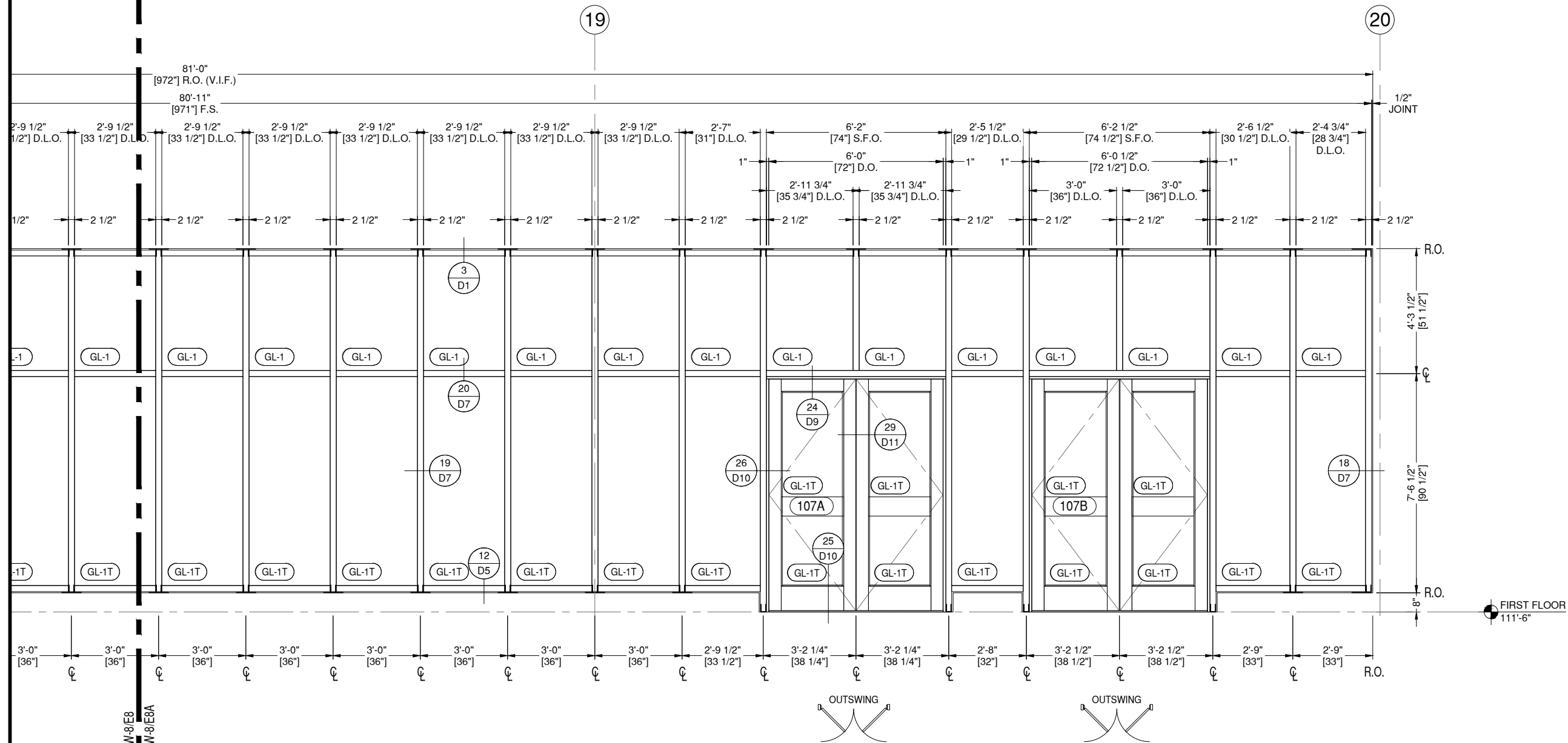
www.MPDRAFTING.com  
P: 248.522.7096  
F: 248.522.7030

## ARCHITECT:

MSA DESIGN  
316 W. FOURTH STREET 6TH FLOOR  
CINCINNATI, OH 45202  
P:(513) 241-5666

## STAMP AREA:

ARCHITECT NOTE:  
PLEASE CONFIRM THE D.O. DIMENSION  
SHOWN PER SCHEDULE.



### CW-8 ELEVATION CW-8 CONTINUED

**E8A** DRAWING SCALE  
24x36: 1/2" = 1'-0"  
11x17: 1/4" = 1'-0"

MOST RECENT REVISION 7	DATE 03.09.2026
---------------------------	--------------------

PROJECT NUMBER:  
**25-142E**

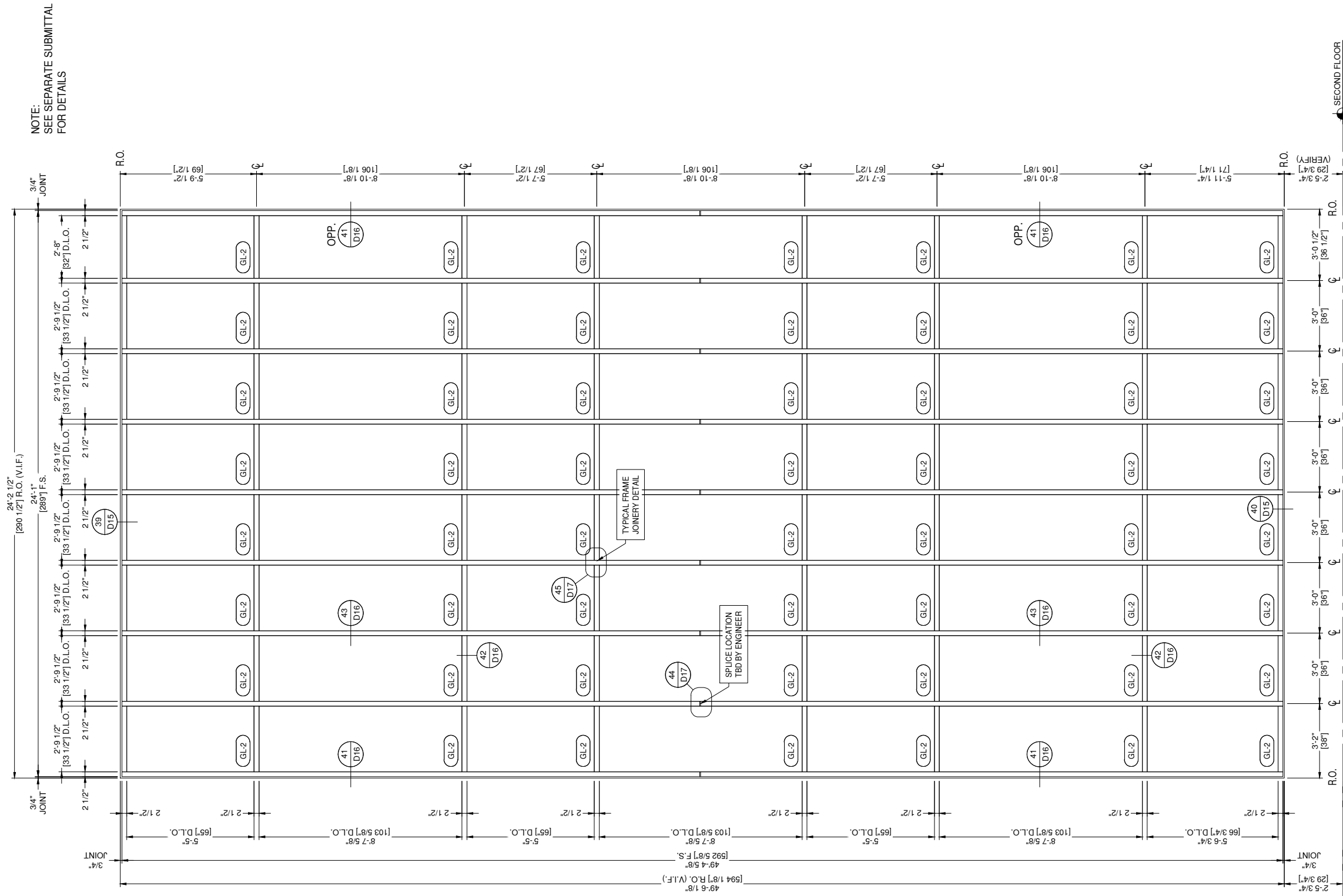
PROJECT NAME:  
**BSU CAP BUILDING  
RENOVATION**

SHEET DESCRIPTION:  
**ELEVATIONS**

SHEET:  
**E8A**



NOTE:  
ALL DIMENSIONS TO BE FIELD  
VERIFIED PRIOR TO FABRICATION



NOTE:  
SEE SEPARATE SUBMITTAL  
FOR DETAILS

**CW-9A ELEVATION CW-9A**  
**E10**  
 DRAWING SCALE  
 24x36:N.T.S.  
 11x17:N.T.S.

THIS RECD: 1	ARCH. REF. CW-9A/A6.02
OPP RECD: 0	TOTAL RECD: 1

FREMARQ INNOVATIONS  
 FINISH: #40 DARK BRONZE

# GLAZING CONTRACTOR

999 STREET, ST  
 CITY, STATE 99999  
 PH: 999.999.9999

**MP drafting & design**  
 www.MPDRAFTING.com  
 P: 248.522.7096  
 F: 248.522.7030

**ARCHITECT:**  
 MSA DESIGN  
 316 W. FOURTH STREET 6TH FLOOR  
 CINCINNATI, OH 45202  
 P:(513) 241-5666

## STAMP AREA:

MOST RECENT REVISION 7	DATE 03.09.2026
---------------------------	--------------------

PROJECT NUMBER:  
**25-142E**

PROJECT NAME:  
**BSU CAP BUILDING RENOVATION**

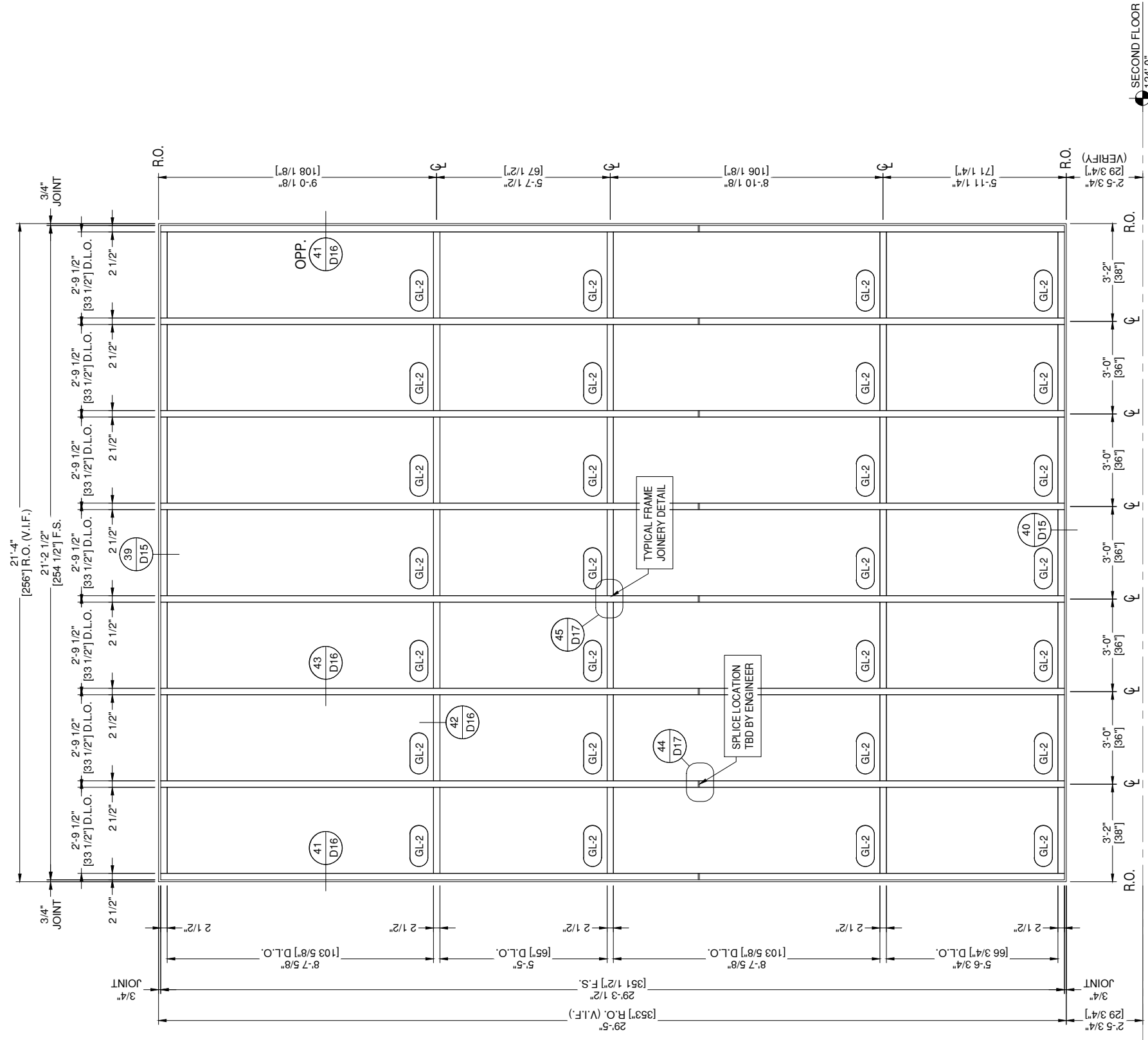
SHEET DESCRIPTION:  
**ELEVATIONS**

SHEET:  
**E10**

SECOND FLOOR  
 124'-0"

NOTE:  
ALL DIMENSIONS TO BE FIELD  
VERIFIED PRIOR TO FABRICATION

NOTE:  
SEE SEPARATE SUBMITTAL  
FOR DETAILS



**CW-10** ELEVATION CW-10  
**E11** DRAWING SCALE  
24x36: 1/2" = 1'-0"  
11x17: 1/4" = 1'-0"

THIS RECD: 3	ARCH. REF. CW-10/A6.02
OPP RECD: 0	
TOTAL RECD: 3	

FREMARQ INNOVATIONS  
FINISH: #40 DARK BRONZE

# GLAZING CONTRACTOR

999 STREET, ST  
CITY, STATE 99999  
PH: 999.999.9999

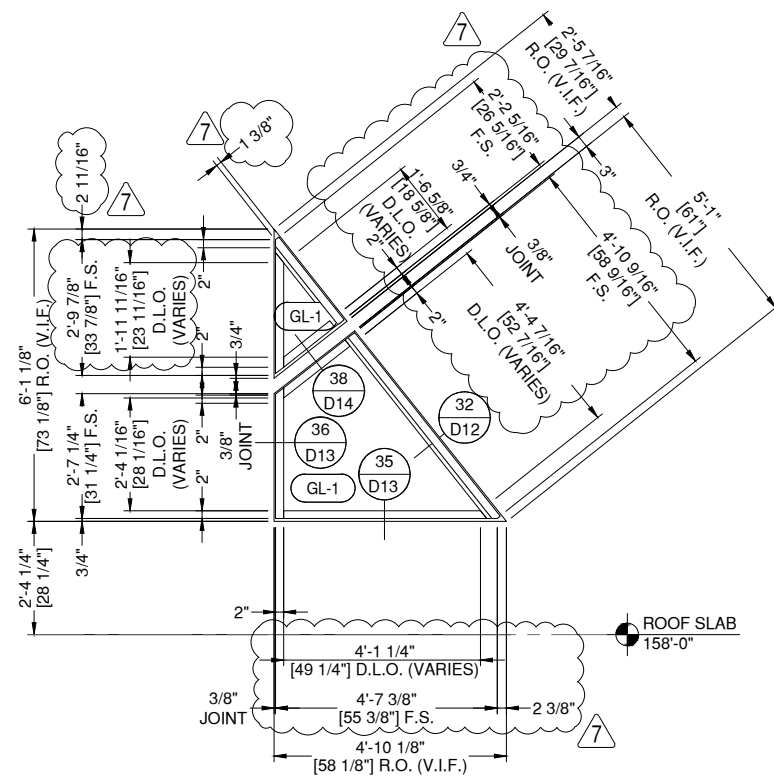
**MP** drafting & design  
www.MPDRAFTING.com  
P: 248.522.7096  
F: 248.522.7030

**ARCHITECT:**  
MSA DESIGN  
316 W. FOURTH STREET 6TH FLOOR  
CINCINNATI, OH 45202  
P:(513) 241-5666

## STAMP AREA:

MOST RECENT REVISION 7	DATE 03.09.2026
PROJECT NUMBER: <b>25-142E</b>	
PROJECT NAME: <b>BSU CAP BUILDING RENOVATION</b>	
SHEET DESCRIPTION: <b>ELEVATIONS</b>	
SHEET: <b>E11</b>	

NOTE:  
ALL DIMENSIONS TO BE FIELD  
VERIFIED PRIOR TO FABRICATION



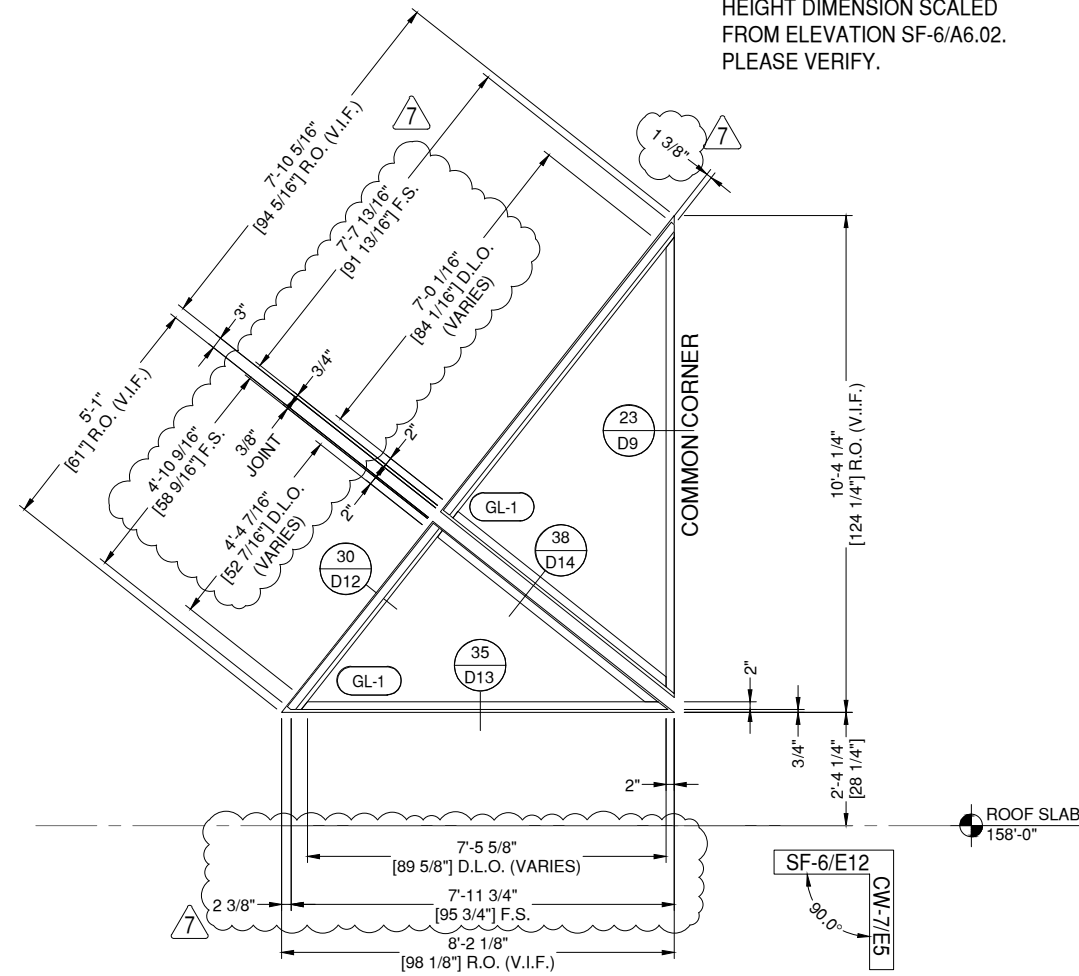
**SF-5 ELEVATION SF-5**  
**E12** DRAWING SCALE  
24x36: 1/2" = 1'-0"  
11x17: 1/4" = 1'-0"

THUS REQ'D: 1  
OPP REQ'D: 0  
TOTAL REQ'D: 1

ARCH. REF.  
SF-5/A6.02

451UT  
FINISH: #40 DARK BRONZE

NOTE:  
HEIGHT DIMENSION SCALED  
FROM ELEVATION SF-6/A6.02.  
PLEASE VERIFY.



**SF-6 ELEVATION SF-6**  
**E12** DRAWING SCALE  
24x36: 1/2" = 1'-0"  
11x17: 1/4" = 1'-0"

THUS REQ'D: 1  
OPP REQ'D: 0  
TOTAL REQ'D: 1

ARCH. REF.  
SF-6/A6.02

451UT  
FINISH: #40 DARK BRONZE

# GLAZING CONTRACTOR

999 STREET, ST  
CITY, STATE 99999  
PH: 999.999.9999



www.MPDRAFTING.com  
P: 248.522.7096  
F: 248.522.7030

## ARCHITECT:

MSA DESIGN  
316 W. FOURTH STREET 6TH FLOOR  
CINCINNATI, OH 45202  
P:(513) 241-5666

## STAMP AREA:

MOST RECENT REVISION: 7  
DATE: 03.09.2026

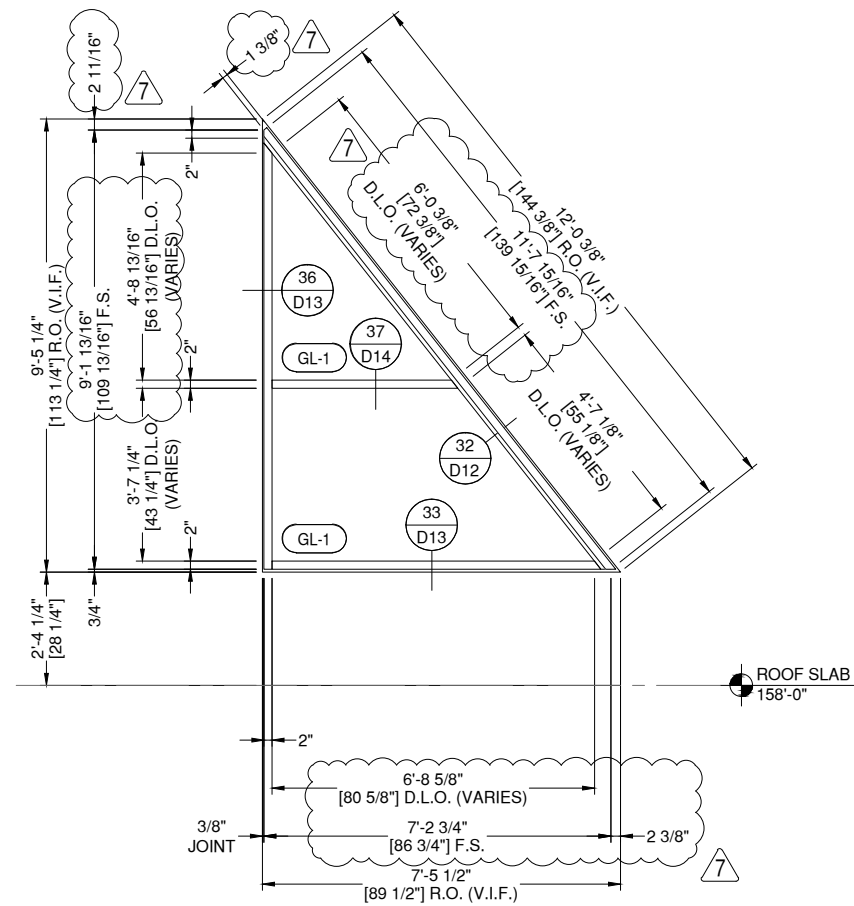
PROJECT NUMBER:  
**25-142E**

PROJECT NAME:  
**BSU CAP BUILDING  
RENOVATION**

SHEET DESCRIPTION:  
**ELEVATIONS**

SHEET:  
**E12**

NOTE:  
ALL DIMENSIONS TO BE FIELD  
VERIFIED PRIOR TO FABRICATION

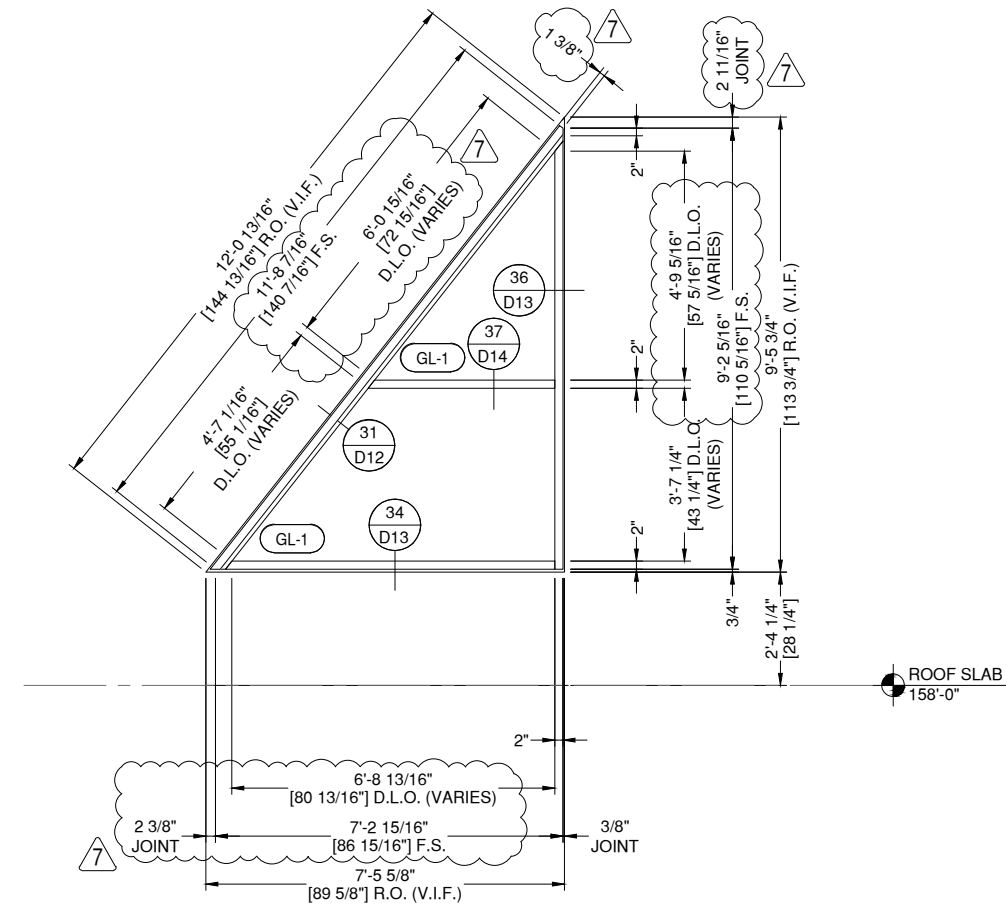


**SF-7 ELEVATION SF-7**  
**E13** DRAWING SCALE  
24x36: 1/2" = 1'-0"  
11x17: 1/4" = 1'-0"

THUS REQ'D: 1  
OPP REQ'D: 0  
TOTAL REQ'D: 1

ARCH. REF.  
SF-7/A6.02

451UT  
FINISH: #40 DARK BRONZE



**SF-8 ELEVATION SF-8**  
**E13** DRAWING SCALE  
24x36: 1/2" = 1'-0"  
11x17: 1/4" = 1'-0"

THUS REQ'D: 1  
OPP REQ'D: 0  
TOTAL REQ'D: 1

ARCH. REF.  
SF-8/A6.02

451UT  
FINISH: #40 DARK BRONZE

# GLAZING CONTRACTOR

999 STREET, ST  
CITY, STATE 99999  
PH: 999.999.9999



www.MPDRAFTING.com  
P: 248.522.7096  
F: 248.522.7030

## ARCHITECT:

MSA DESIGN  
316 W. FOURTH STREET 6TH FLOOR  
CINCINNATI, OH 45202  
P: (513) 241-5666

## STAMP AREA:

MOST RECENT REVISION: 7  
DATE: 03.09.2026

PROJECT NUMBER:  
**25-142E**

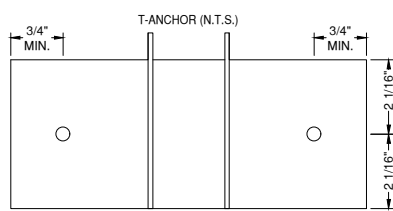
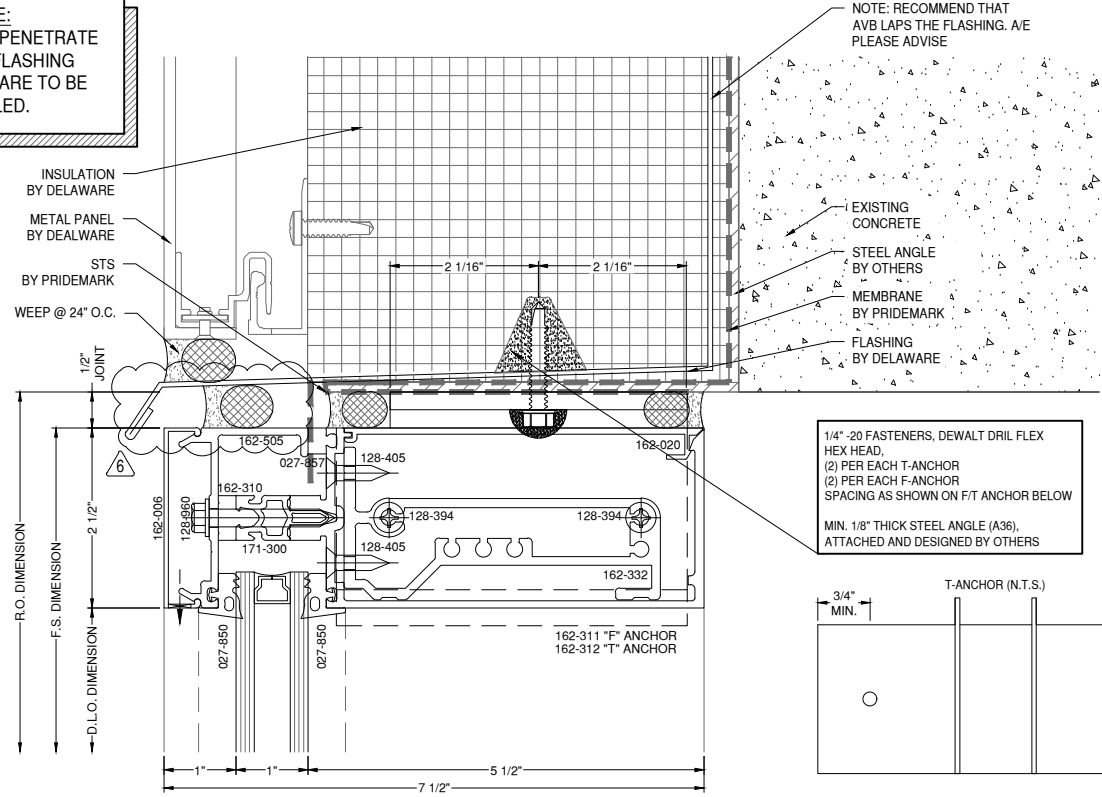
PROJECT NAME:  
**BSU CAP BUILDING  
RENOVATION**

SHEET DESCRIPTION:  
**ELEVATIONS**

SHEET:  
**E13**

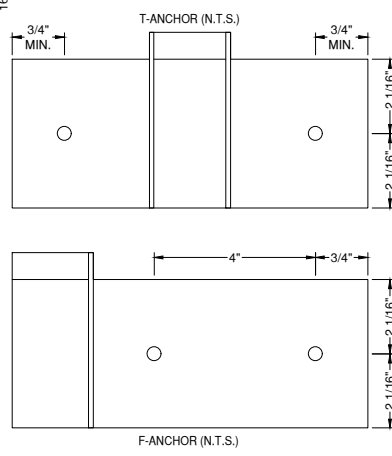
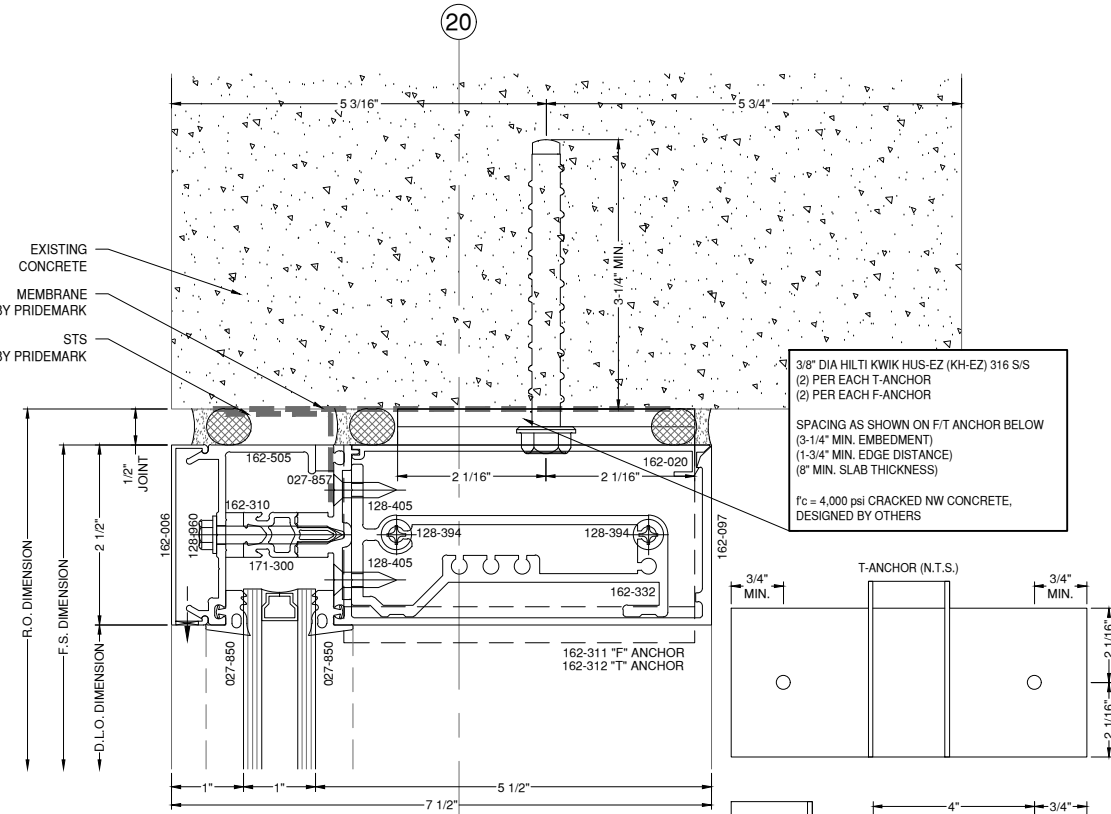


**INSTALLER NOTE:**  
FASTENER MAY PENETRATE FLASHING. ALL FLASHING PENETRATIONS ARE TO BE PROPERLY SEALED.

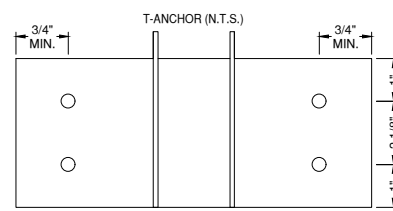
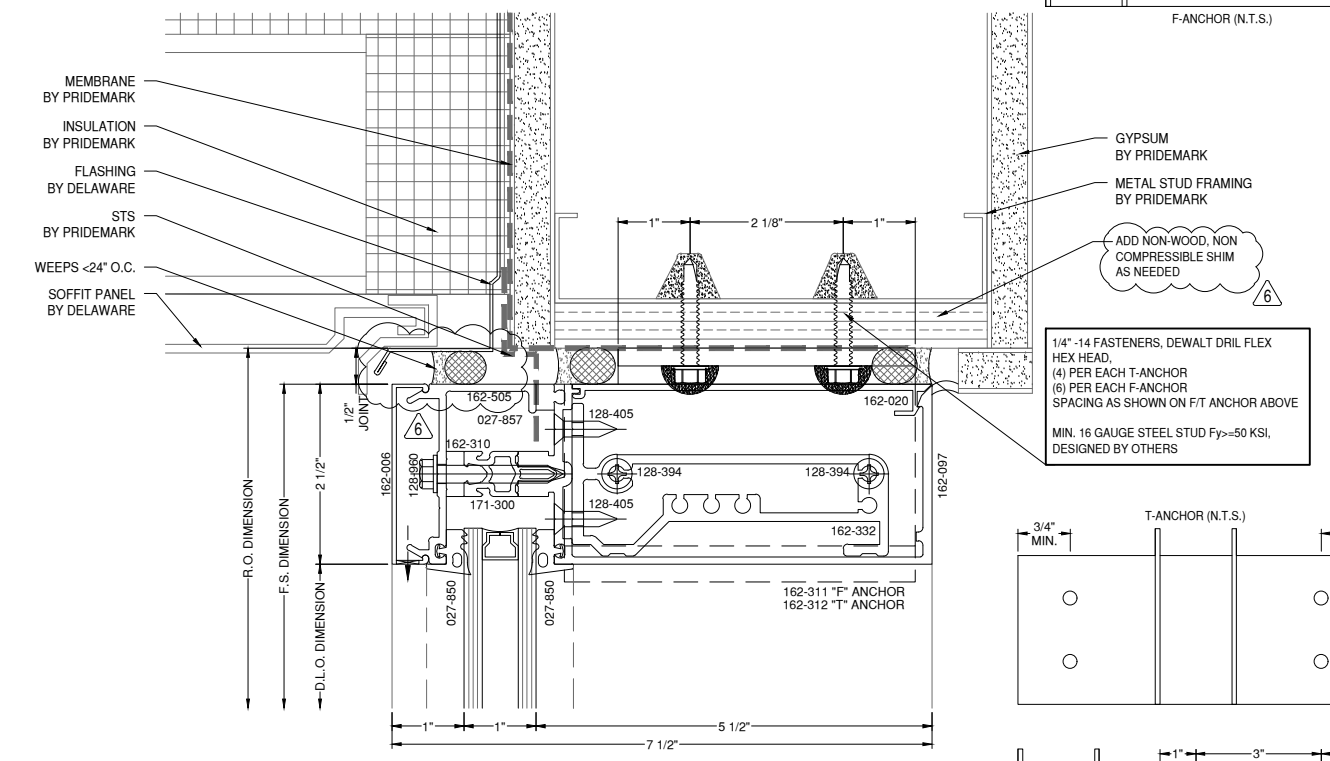


**1 HEAD DETAIL**  
1600UT  
DRAWING SCALE  
24x36: 3/4:1  
11x17: 3/8:1

**INSTALLER NOTE:**  
SEE 46/D17 FOR FLASHING/BRAKE METAL LAP ABUTMENT DETAIL.

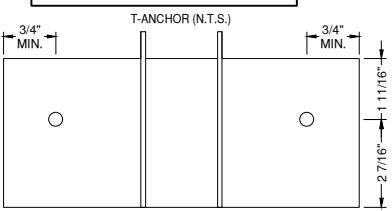
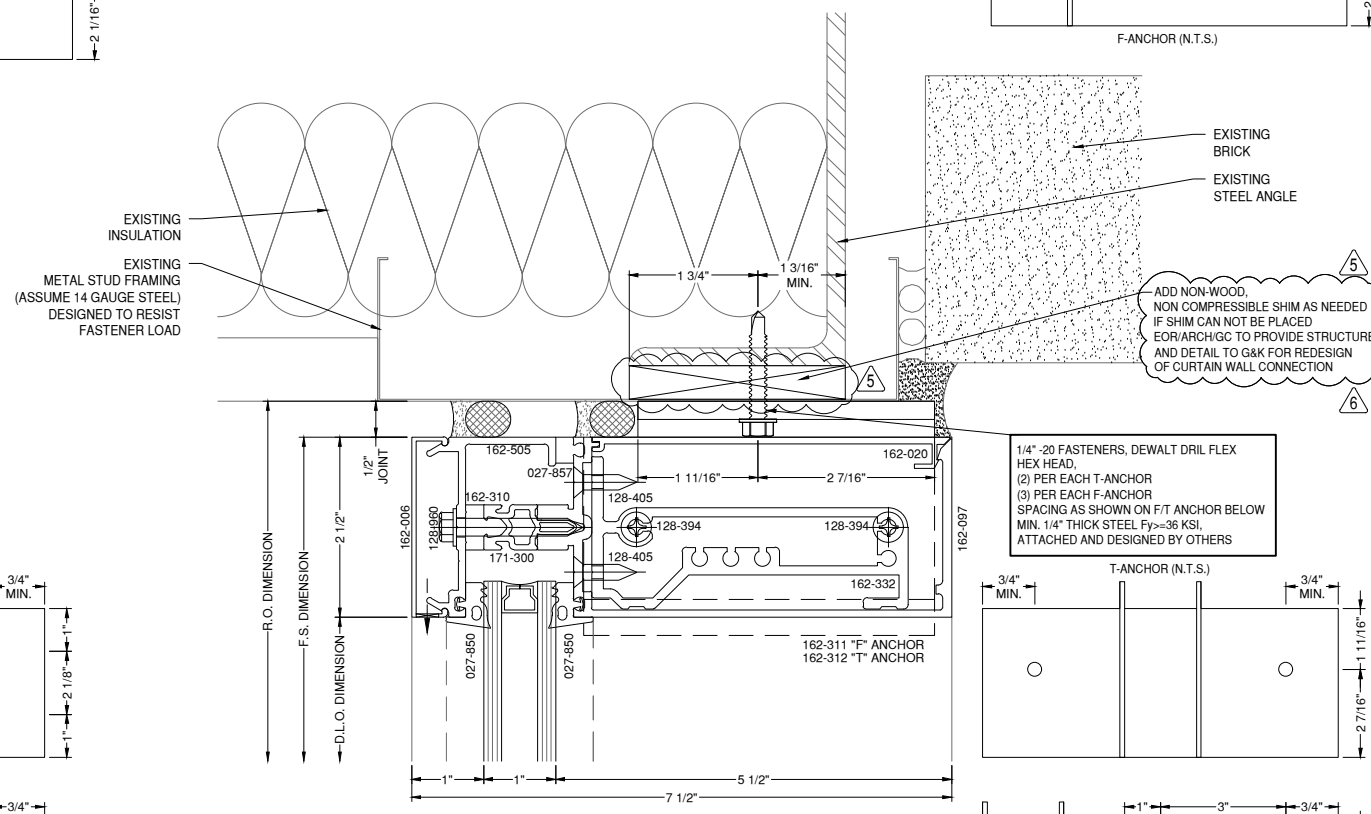


**2 HEAD DETAIL**  
1600UT  
DRAWING SCALE  
24x36: 3/4:1  
11x17: 3/8:1



**3 HEAD DETAIL**  
1600UT  
DRAWING SCALE  
24x36: 3/4:1  
11x17: 3/8:1

**NOTE:**  
ALL DIMENSIONS TO BE FIELD VERIFIED PRIOR TO FABRICATION



**4 HEAD DETAIL**  
1600UT  
DRAWING SCALE  
24x36: 3/4:1  
11x17: 3/8:1

# GLAZING CONTRACTOR

999 STREET, ST  
CITY, STATE 99999  
PH: 999.999.9999



www.MPDRAFTING.com  
P: 248.522.7096  
F: 248.522.7030

## ARCHITECT:

MSA DESIGN  
316 W. FOURTH STREET 6TH FLOOR  
CINCINNATI, OH 45202  
P:(513) 241-5666

## STAMP AREA:

MOST RECENT REVISION: 7 DATE: 03.09.2026

PROJECT NUMBER:  
**25-142E**

PROJECT NAME:  
**BSU CAP BUILDING RENOVATION**

SHEET DESCRIPTION:  
**DETAILS**

SHEET:  
**D1**

# GLAZING CONTRACTOR

999 STREET, ST  
CITY, STATE 99999  
PH: 999.999.9999

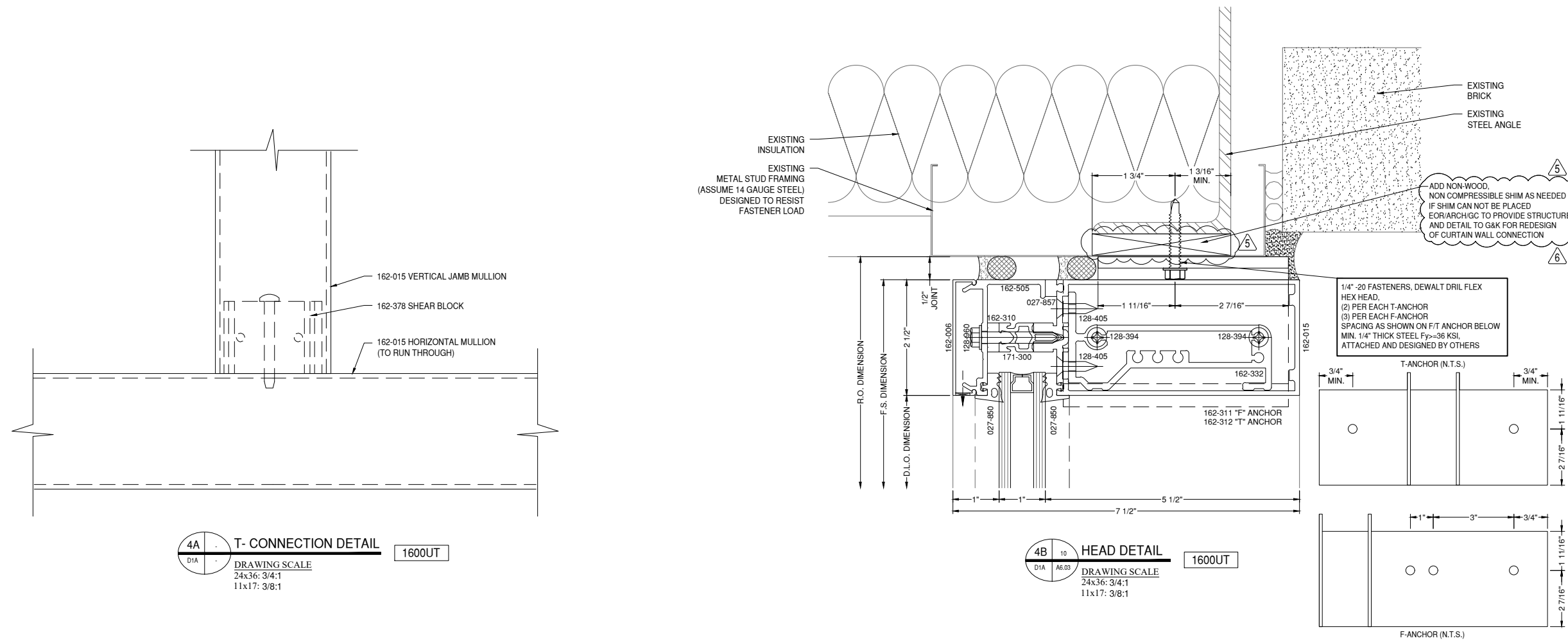


www.MPDRAFTING.com  
P: 248.522.7096  
F: 248.522.7030

## ARCHITECT:

MSA DESIGN  
316 W. FOURTH STREET 6TH FLOOR  
CINCINNATI, OH 45202  
P: (513) 241-5666

## STAMP AREA:



**4A** T- CONNECTION DETAIL 1600UT  
D1A  
DRAWING SCALE  
24x36: 3/4:1  
11x17: 3/8:1

**4B** HEAD DETAIL 1600UT  
D1A A6.03  
DRAWING SCALE  
24x36: 3/4:1  
11x17: 3/8:1

MOST RECENT REVISION 7	DATE 03.09.2026
---------------------------	--------------------

PROJECT NUMBER:  
**25-142E**

PROJECT NAME:  
**BSU CAP BUILDING  
RENOVATION**

SHEET DESCRIPTION:  
**DETAILS**

SHEET:  
**D1A**





# GLAZING CONTRACTOR

999 STREET, ST  
CITY, STATE 99999  
PH: 999.999.9999



www.MPDRAFTING.com  
P: 248.522.7096  
F: 248.522.7030

## ARCHITECT:

MSA DESIGN  
316 W. FOURTH STREET 6TH FLOOR  
CINCINNATI, OH 45202  
P: (513) 241-5666

## STAMP AREA:

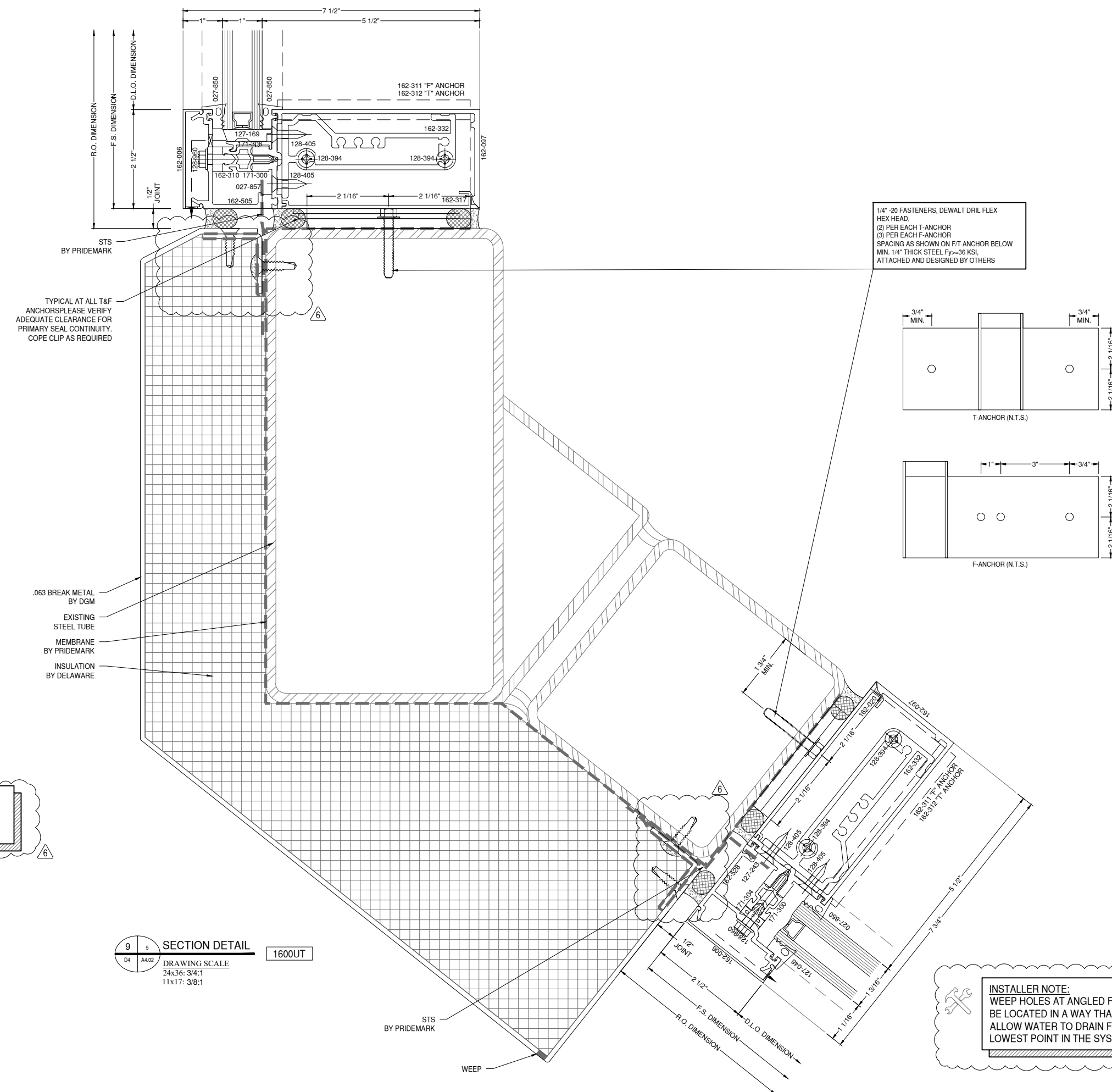
MOST RECENT REVISION	DATE
7	03.09.2026

PROJECT NUMBER:  
**25-142E**

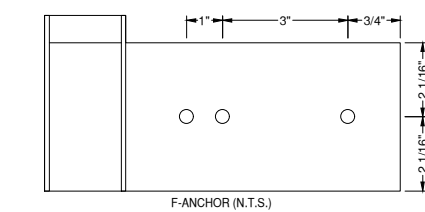
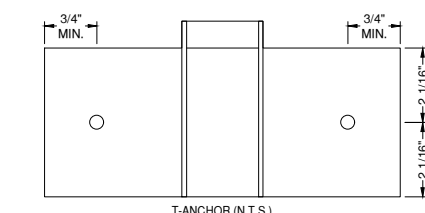
PROJECT NAME:  
**BSU CAP BUILDING RENOVATION**

SHEET DESCRIPTION:  
**DETAILS**

SHEET:  
**D4**



1/4" -20 FASTENERS, DEWALT DRILL FLEX HEX HEAD,  
(2) PER EACH T-ANCHOR  
(3) PER EACH F-ANCHOR  
SPACING AS SHOWN ON F/T ANCHOR BELOW  
MIN. 1/4" THICK STEEL Fy=36 KSI,  
ATTACHED AND DESIGNED BY OTHERS



TYPICAL AT ALL T&F ANCHORS PLEASE VERIFY ADEQUATE CLEARANCE FOR PRIMARY SEAL CONTINUITY. COPE CLIP AS REQUIRED

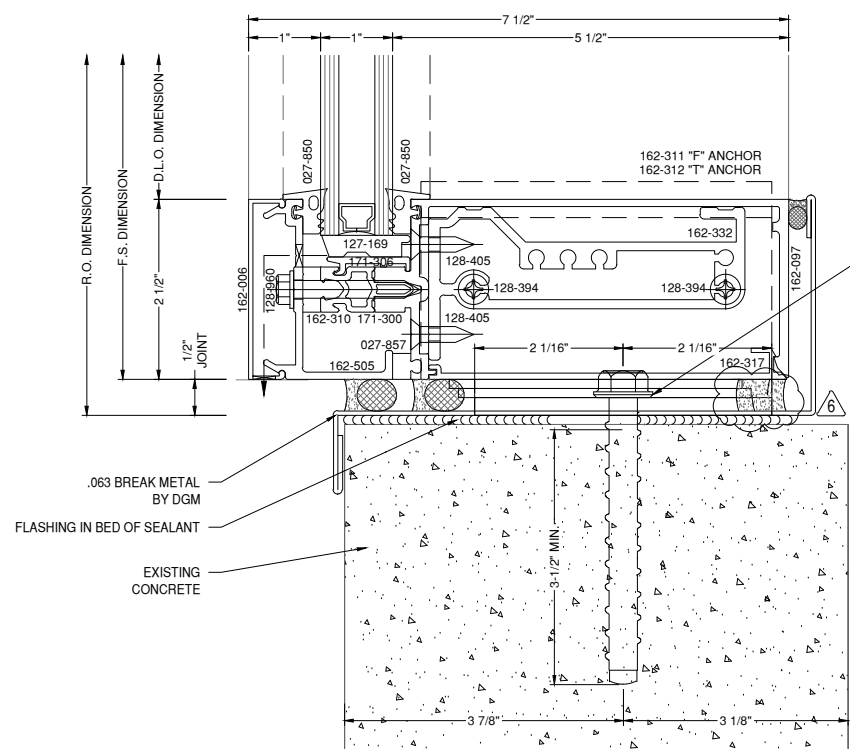
.063 BREAK METAL BY DGM  
EXISTING STEEL TUBE  
MEMBRANE BY PRIDEMARK  
INSULATION BY DELAWARE

**INSTALLER NOTE:**  
SEE 46/D17 FOR FLASHING/BRAKE METAL LAP ABUTMENT DETAIL.

**INSTALLER NOTE:**  
WEEP HOLES AT ANGLED FRAMES MAY BE LOCATED IN A WAY THAT WILL ALLOW WATER TO DRAIN FROM THE LOWEST POINT IN THE SYSTEM.

**SECTION DETAIL** 1600UT  
DRAWING SCALE  
24x36: 3/4:1  
11x17: 3/8:1

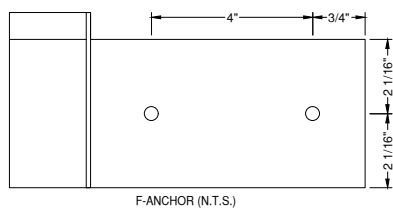
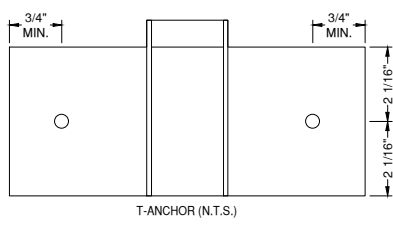
NOTE:  
ALL DIMENSIONS TO BE FIELD VERIFIED PRIOR TO FABRICATION



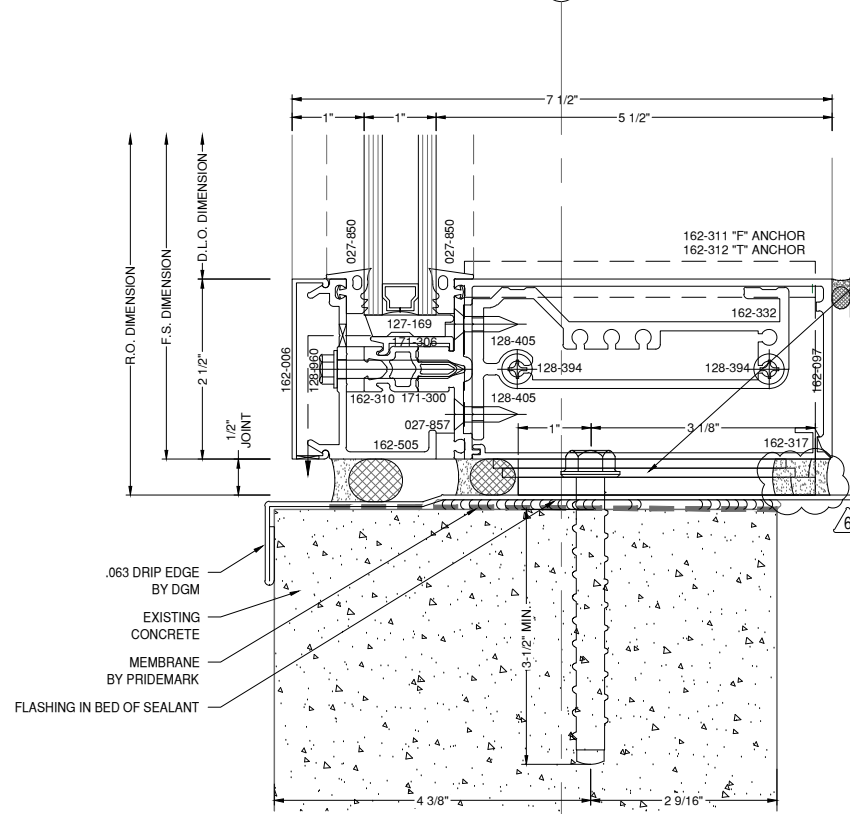
3/8" DIA HILTI KWIK HUS-EZ (KH-EZ) 316 S/S  
(2) PER EACH T-ANCHOR  
(2) PER EACH F-ANCHOR

SPACING AS SHOWN ON F/T ANCHOR BELOW  
(3-1/4" MIN. EMBEDMENT)  
(2-1/2" MIN. EDGE DISTANCE) & (3" MIN. END)  
(8" MIN. SLAB THICKNESS)

f<sub>c</sub> = 3,000 psi CRACKED NW CONCRETE,  
DESIGNED BY OTHERS



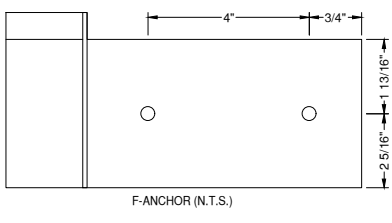
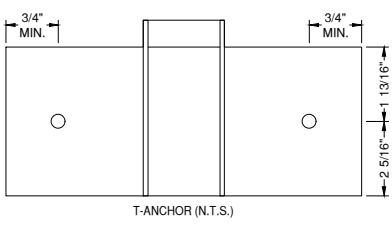
10 3 SILL DETAIL 1600UT  
DRAWING SCALE  
24x36: 3/4:1  
11x17: 3/8:1



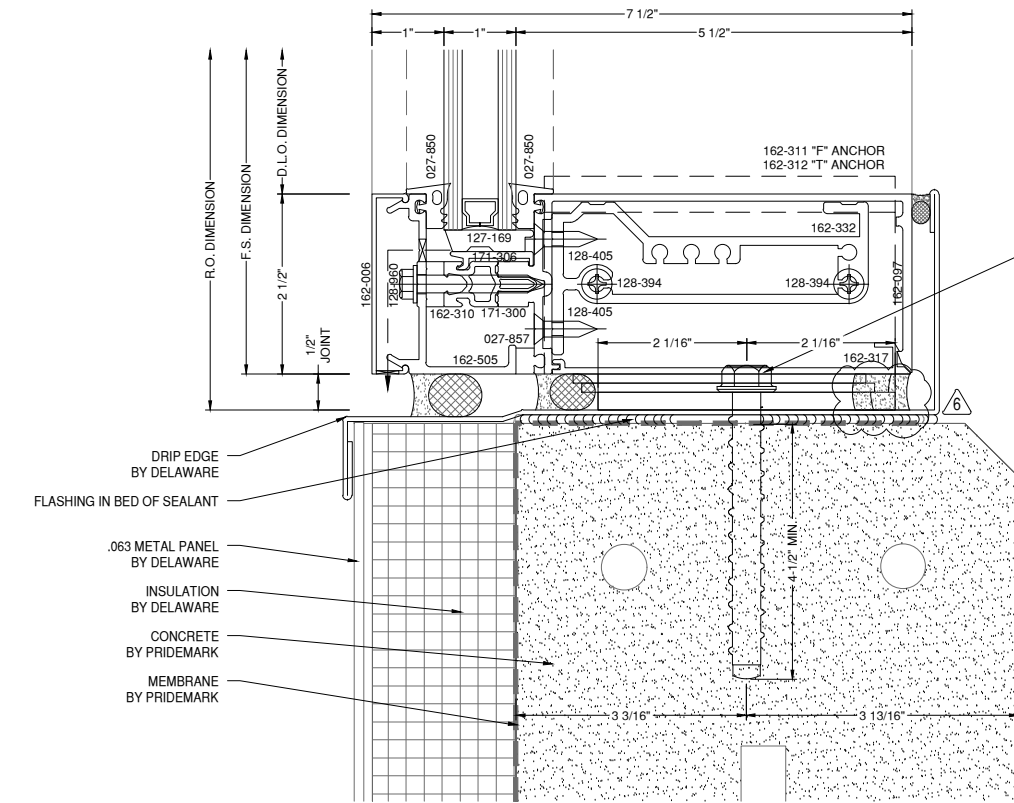
3/8" DIA HILTI KWIK HUS-EZ (KH-EZ) 316 S/S  
(2) PER EACH T-ANCHOR  
(2) PER EACH F-ANCHOR

SPACING AS SHOWN ON F/T ANCHOR BELOW  
(3-1/4" MIN. EMBEDMENT)  
(2-1/2" MIN. EDGE DISTANCE) & (3" MIN. END)  
(8" MIN. SLAB THICKNESS)

f<sub>c</sub> = 3,000 psi CRACKED NW CONCRETE,  
DESIGNED BY OTHERS



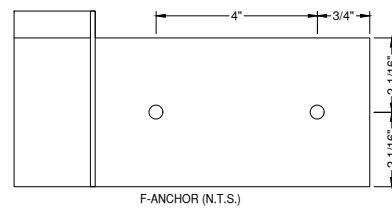
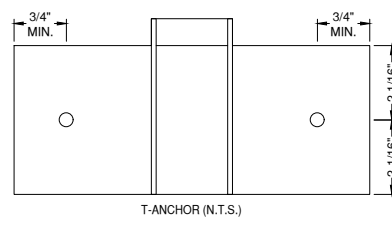
11 3 SILL DETAIL 1600UT  
DRAWING SCALE  
24x36: 3/4:1  
11x17: 3/8:1



3/8" DIA HILTI KWIK HUS-EZ (KH-EZ) 316 S/S  
(2) PER EACH T-ANCHOR  
(2) PER EACH F-ANCHOR

SPACING AS SHOWN ON F/T ANCHOR BELOW  
(3-1/4" MIN. EMBEDMENT)  
(2-1/2" MIN. EDGE DISTANCE) & (3" MIN. END)  
(8" MIN. SLAB THICKNESS)

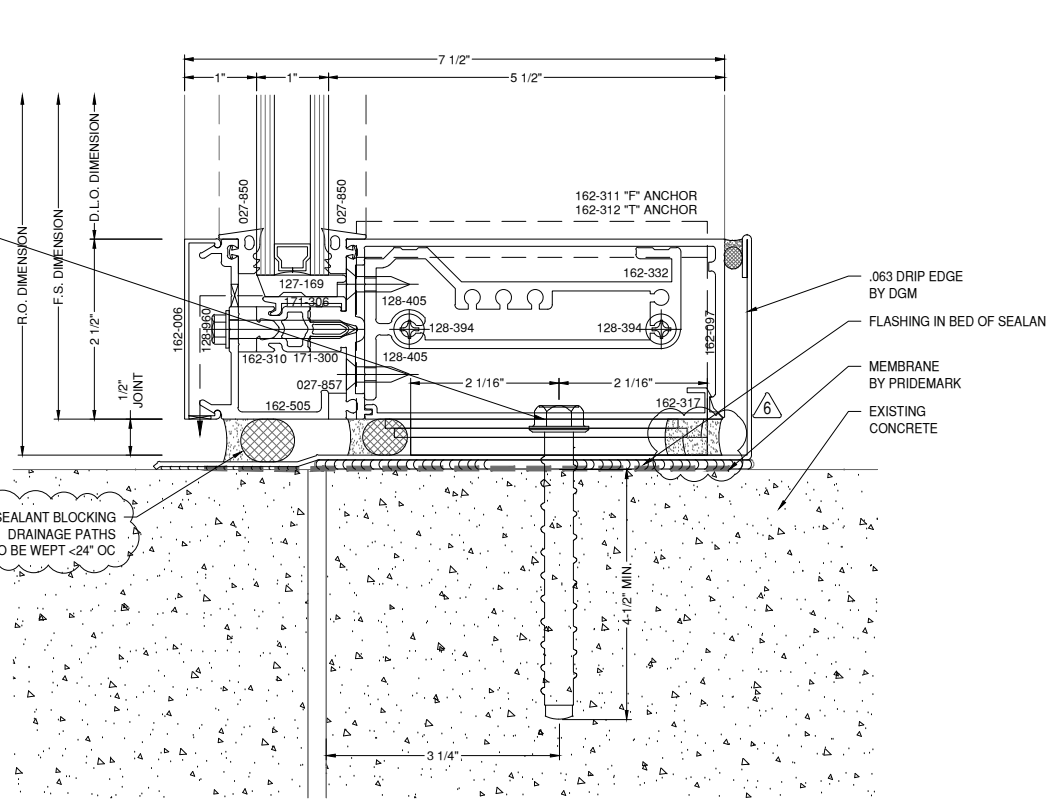
f<sub>c</sub> = 3,000 psi CRACKED NW CONCRETE,  
DESIGNED BY OTHERS



12 18 SILL DETAIL 1600UT  
DRAWING SCALE  
24x36: 3/4:1  
11x17: 3/8:1

NOTE:  
ALL DIMENSIONS TO BE FIELD  
VERIFIED PRIOR TO FABRICATION

INSTALLER NOTE:  
SEE 46/D17 FOR  
FLASHING/BRAKE METAL  
LAP ABUTMENT DETAIL.



13 9 SILL DETAIL 1600UT  
DRAWING SCALE  
24x36: 3/4:1  
11x17: 3/8:1

# GLAZING CONTRACTOR

999 STREET, ST  
CITY, STATE 99999

PH: 999.999.9999



www.MPDRAFTING.com  
P: 248.522.7096  
F: 248.522.7030

## ARCHITECT:

MSA DESIGN  
316 W. FOURTH STREET 6TH FLOOR  
CINCINNATI, OH 45202  
P:(513) 241-5666

## STAMP AREA:

MOST RECENT REVISION 7	DATE 03.09.2026
---------------------------	--------------------

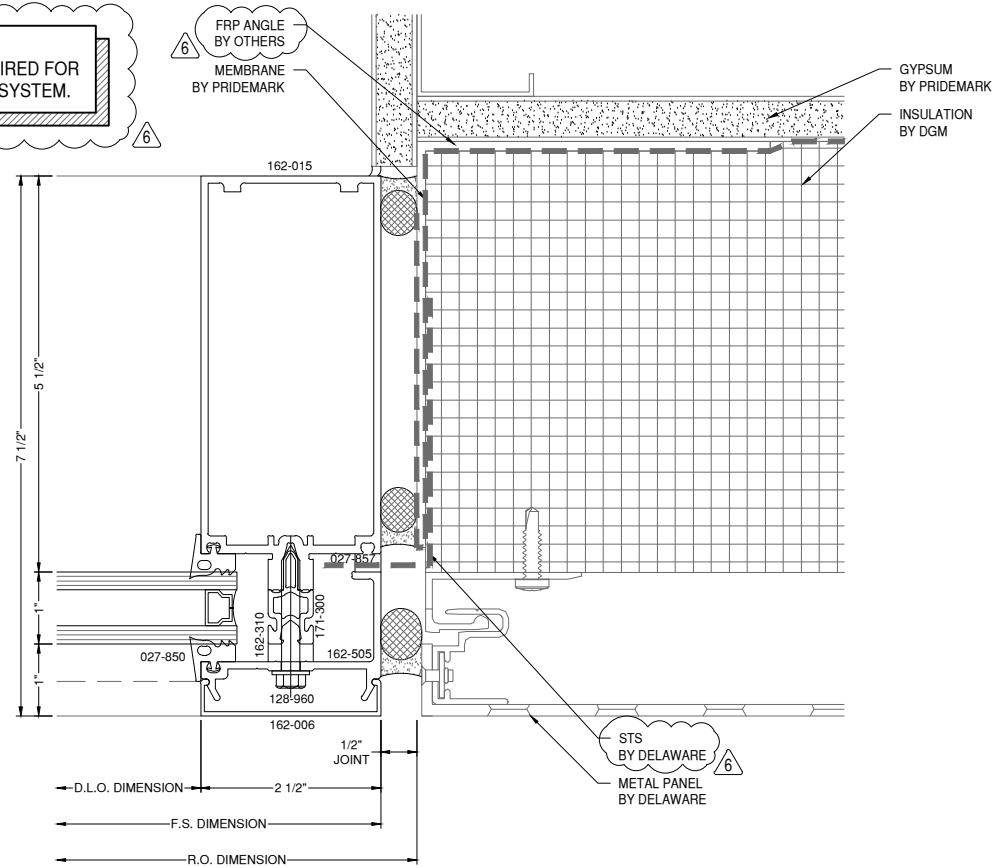
PROJECT NUMBER:  
**25-142E**

PROJECT NAME:  
**BSU CAP BUILDING  
RENOVATION**

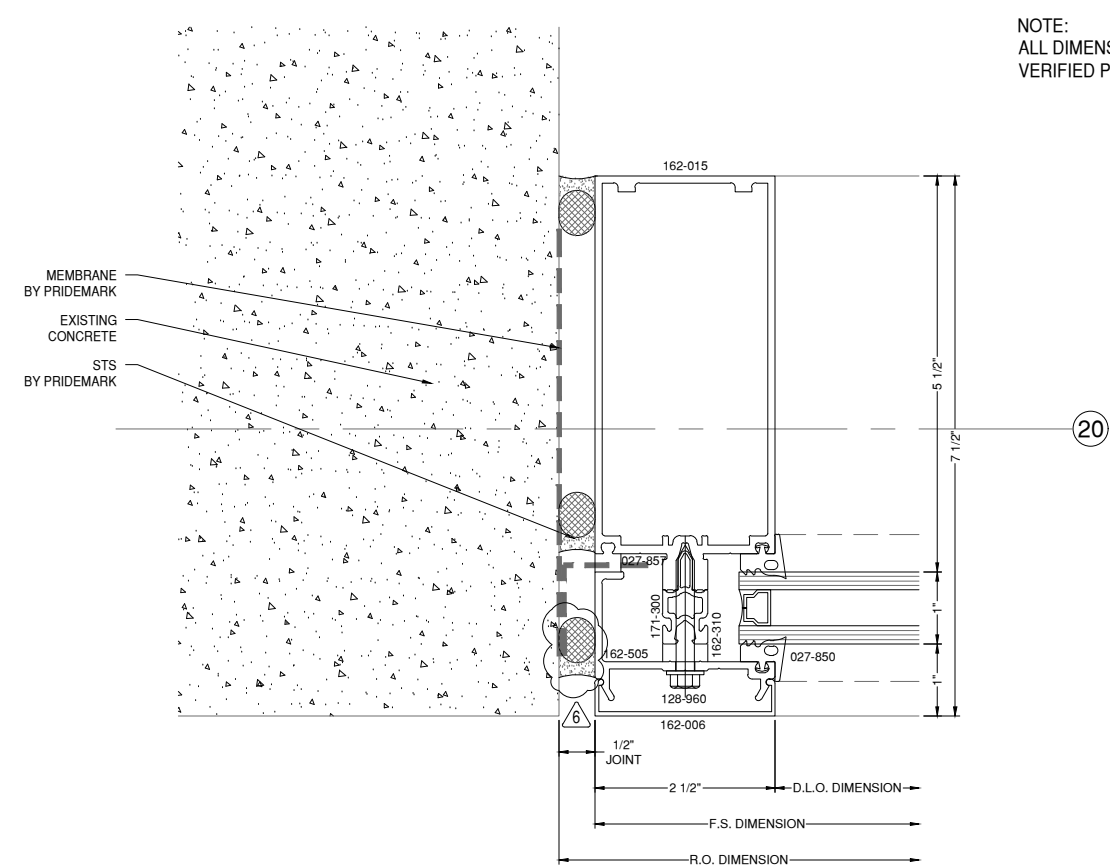
SHEET DESCRIPTION:  
**DETAILS**

SHEET:  
**D5**

**ARCHITECT NOTE:**  
FRP ANGLE IS NOT REQUIRED FOR FASTENING OF GLAZING SYSTEM.

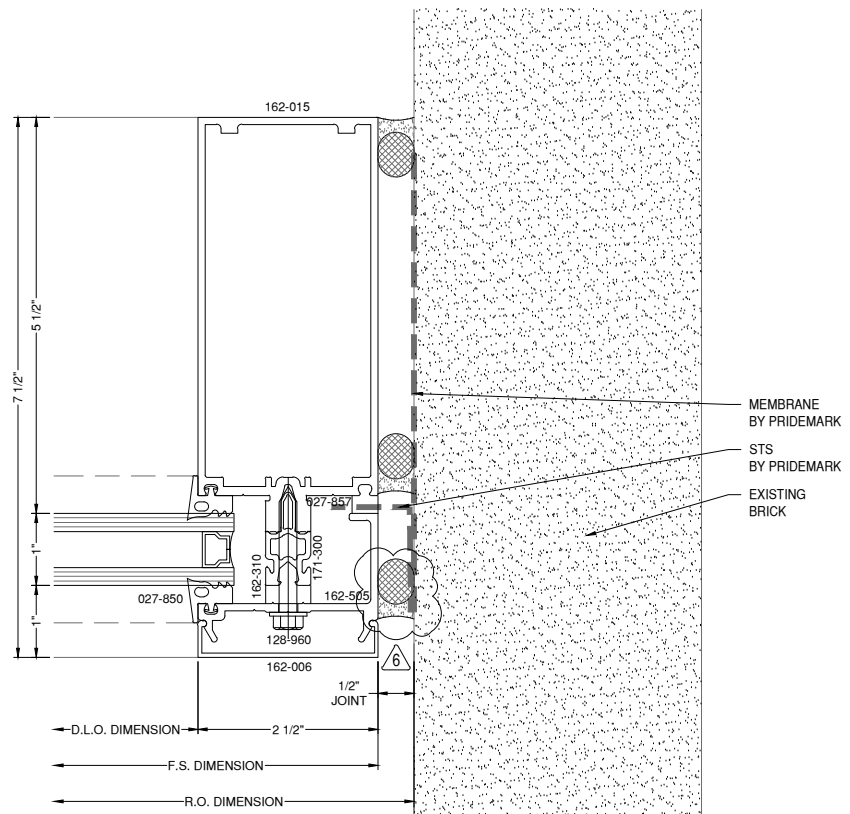


**14** JAMB DETAIL  
D6 A6.03  
DRAWING SCALE  
24x36: 3/4:1  
11x17: 3/8:1  
1600UT

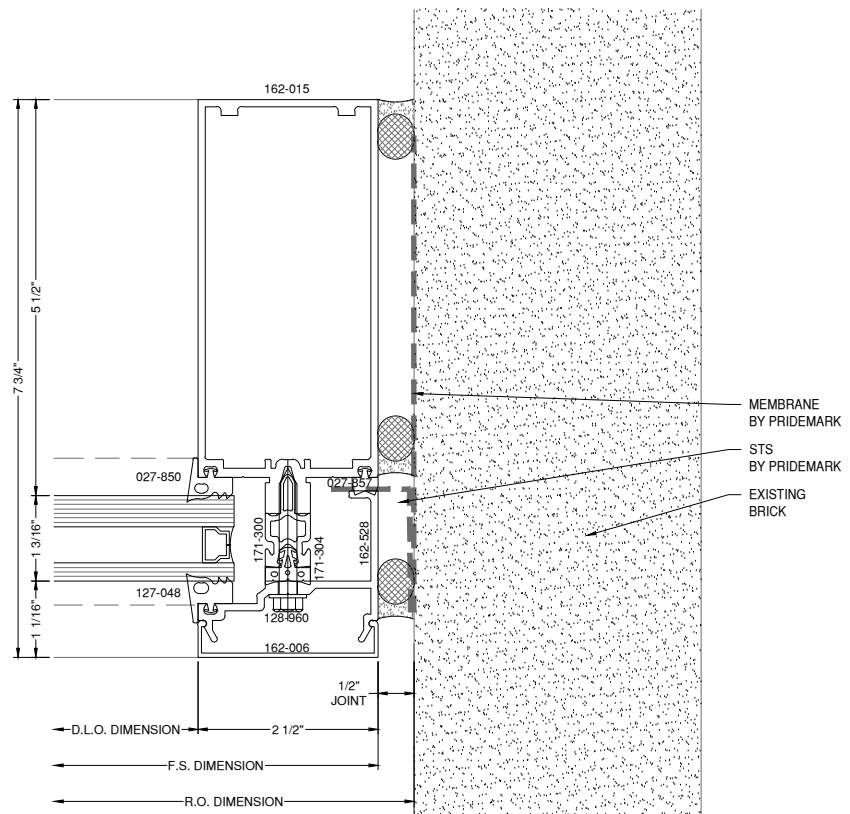


**15** JAMB DETAIL  
D6 A6.03  
DRAWING SCALE  
24x36: 3/4:1  
11x17: 3/8:1  
1600UT

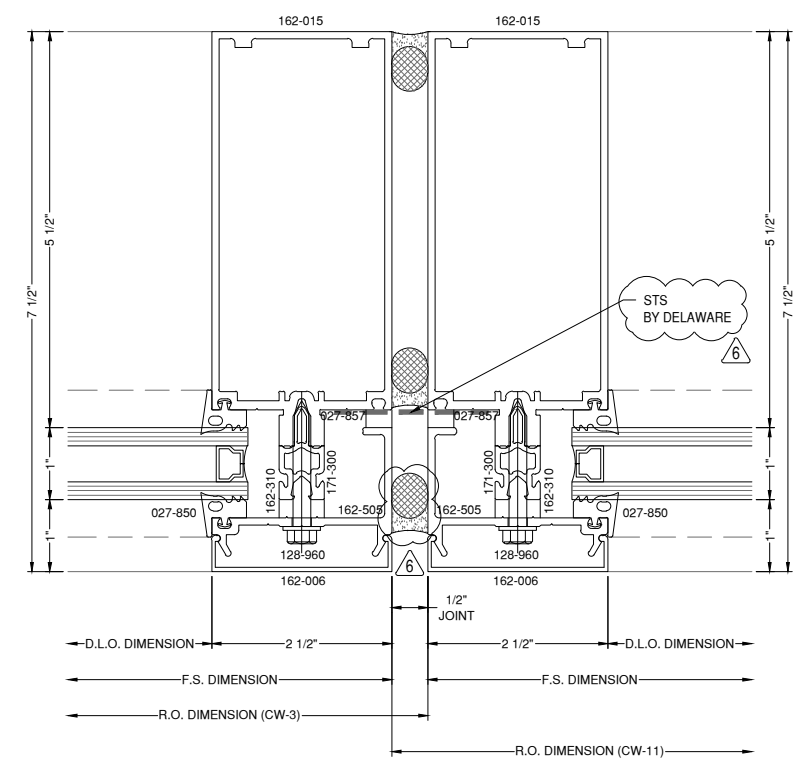
NOTE:  
ALL DIMENSIONS TO BE FIELD  
VERIFIED PRIOR TO FABRICATION



**16** JAMB DETAIL  
D6 A6.03  
DRAWING SCALE  
24x36: 3/4:1  
11x17: 3/8:1  
1600UT



**16A** JAMB DETAIL  
D6 A6.03  
DRAWING SCALE  
24x36: 3/4:1  
11x17: 3/8:1  
1600UT



**17** JAMB DETAIL  
D6 A6.03  
DRAWING SCALE  
24x36: 3/4:1  
11x17: 3/8:1  
1600UT

# GLAZING CONTRACTOR

999 STREET, ST  
CITY, STATE 99999  
PH: 999.999.9999

**MP** drafting & design  
www.MPDRAFTING.com  
P: 248.522.7096  
F: 248.522.7030

**ARCHITECT:**  
MSA DESIGN  
316 W. FOURTH STREET 6TH FLOOR  
CINCINNATI, OH 45202  
P:(513) 241-5666

**STAMP AREA:**

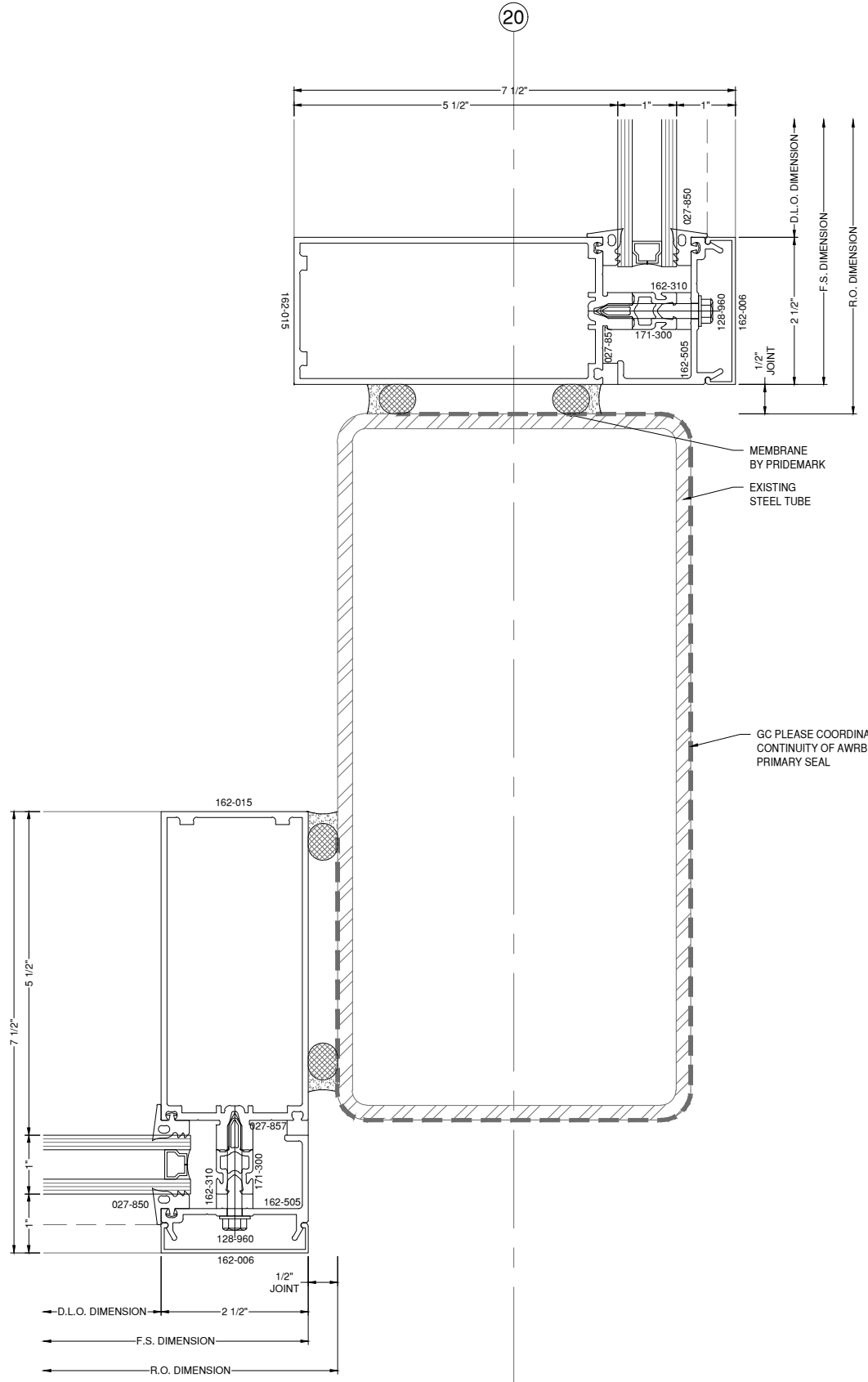
MOST RECENT REVISION: 7 DATE: 03.09.2026

PROJECT NUMBER:  
**25-142E**

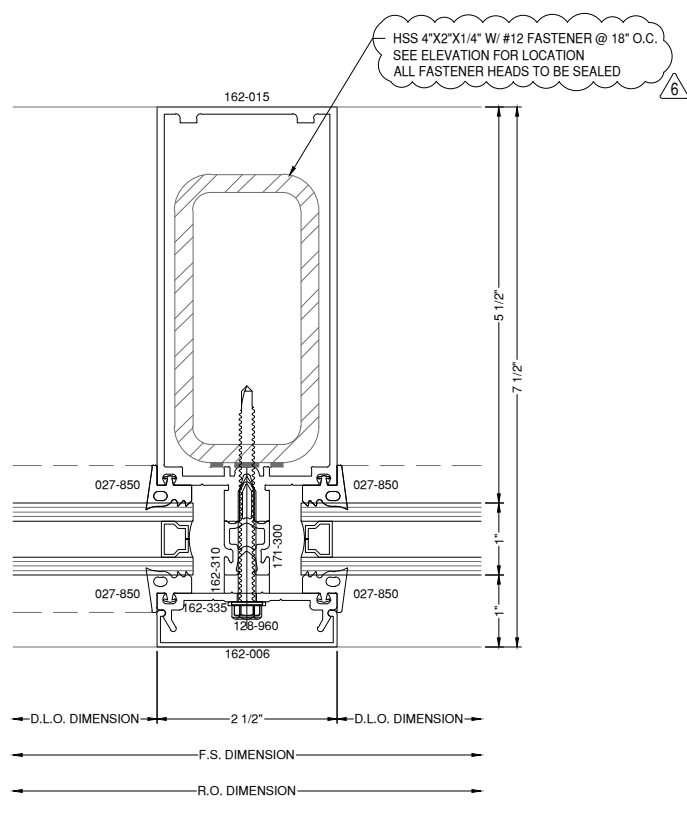
PROJECT NAME:  
**BSU CAP BUILDING RENOVATION**

SHEET DESCRIPTION:  
**DETAILS**

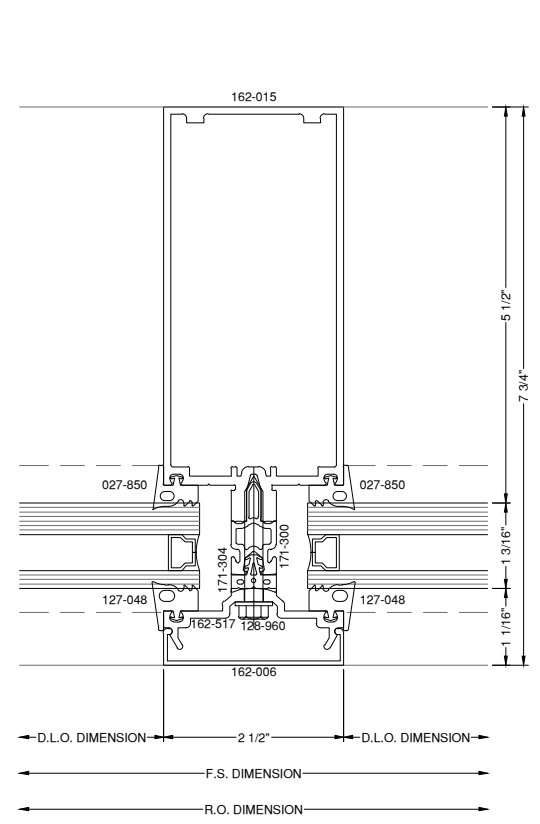
SHEET:  
**D6**



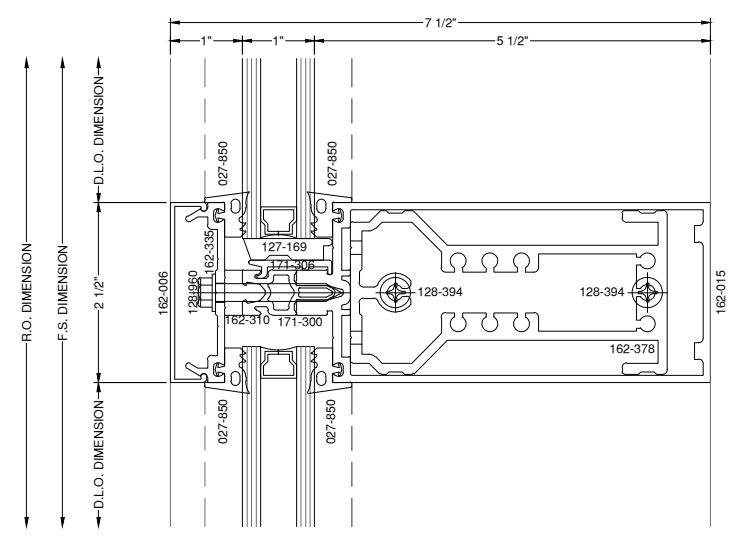
18 16 JAMB DETAIL 1600UT  
 D7 AB.03 DRAWING SCALE 24x36: 3/4:1 11x17: 3/8:1



19 VERT. DETAIL 1600UT  
 D7 DRAWING SCALE 24x36: 3/4:1 11x17: 3/8:1



19A VERT. DETAIL 1600UT  
 D7 DRAWING SCALE 24x36: 3/4:1 11x17: 3/8:1



20 HORIZ. DETAIL 1600UT  
 D7 DRAWING SCALE 24x36: 3/4:1 11x17: 3/8:1

NOTE:  
 ALL DIMENSIONS TO BE FIELD  
 VERIFIED PRIOR TO FABRICATION

# GLAZING CONTRACTOR

999 STREET, ST  
 CITY, STATE 99999  
 PH: 999.999.9999

**MP** drafting & design  
 www.MPDRAFTING.com  
 P: 248.522.7096  
 F: 248.522.7030

**ARCHITECT:**  
 MSA DESIGN  
 316 W. FOURTH STREET 6TH FLOOR  
 CINCINNATI, OH 45202  
 P:(513) 241-5666

## STAMP AREA:

MOST RECENT REVISION 7 DATE 03.09.2026

PROJECT NUMBER:  
**25-142E**

PROJECT NAME:  
**BSU CAP BUILDING RENOVATION**

SHEET DESCRIPTION:  
**DETAILS**

SHEET:  
**D7**

# GLAZING CONTRACTOR

999 STREET, ST  
CITY, STATE 99999  
PH: 999.999.9999



www.MPDRAFTING.com  
P: 248.522.7096  
F: 248.522.7030

## ARCHITECT:

MSA DESIGN  
316 W. FOURTH STREET 6TH FLOOR  
CINCINNATI, OH 45202  
P:(513) 241-5666

## STAMP AREA:

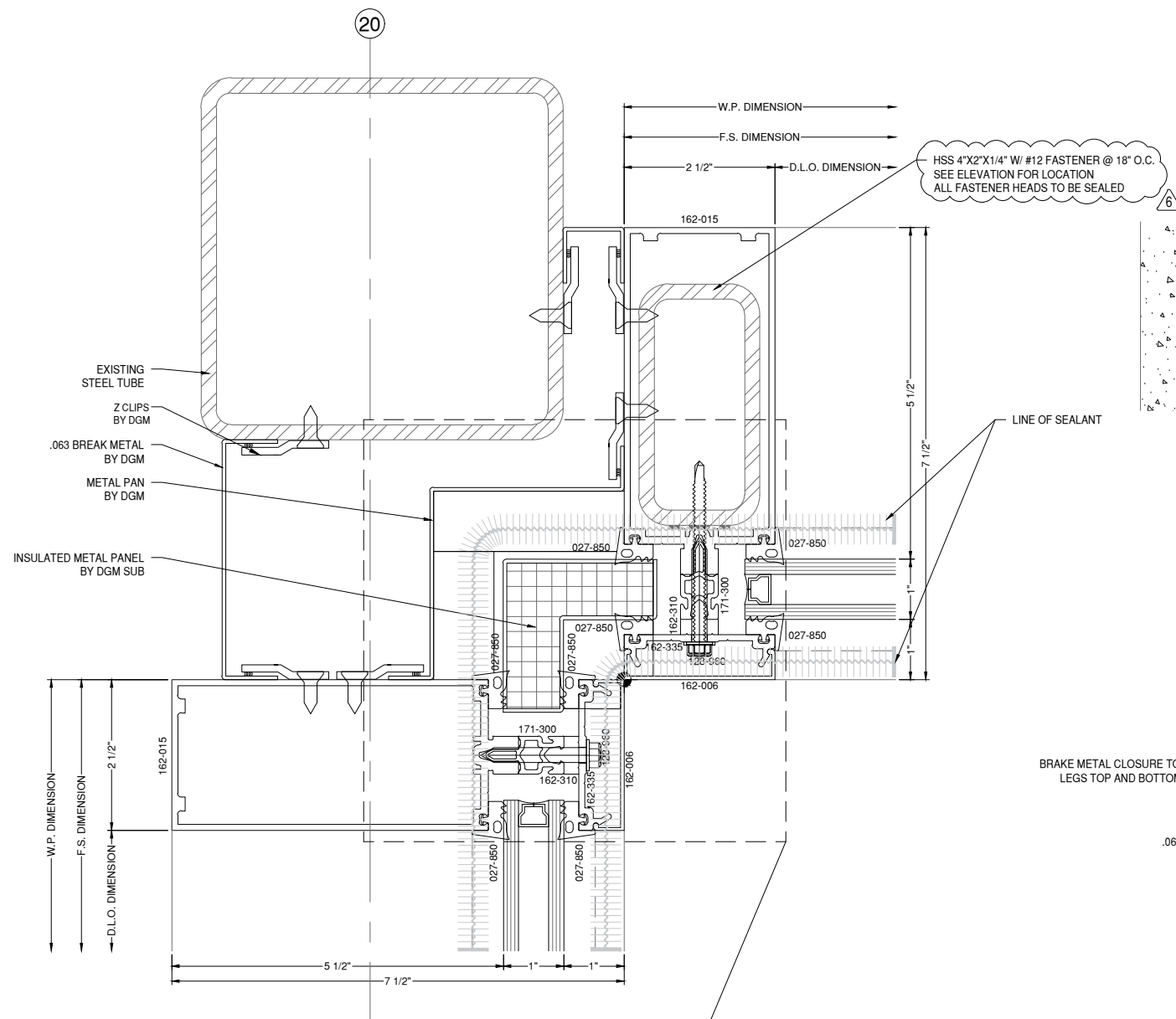
MOST RECENT REVISION 7	DATE 03.09.2026
---------------------------	--------------------

PROJECT NUMBER:  
**25-142E**

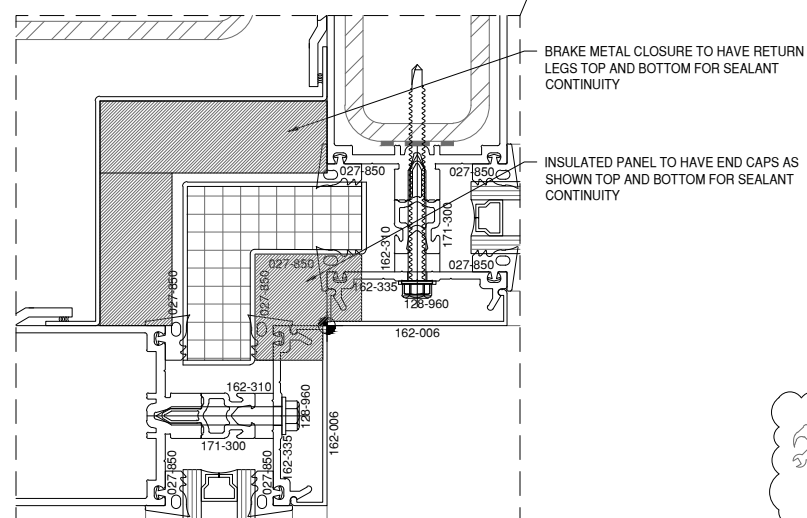
PROJECT NAME:  
**BSU CAP BUILDING RENOVATION**

SHEET DESCRIPTION:  
**DETAILS**

SHEET:  
**D8**

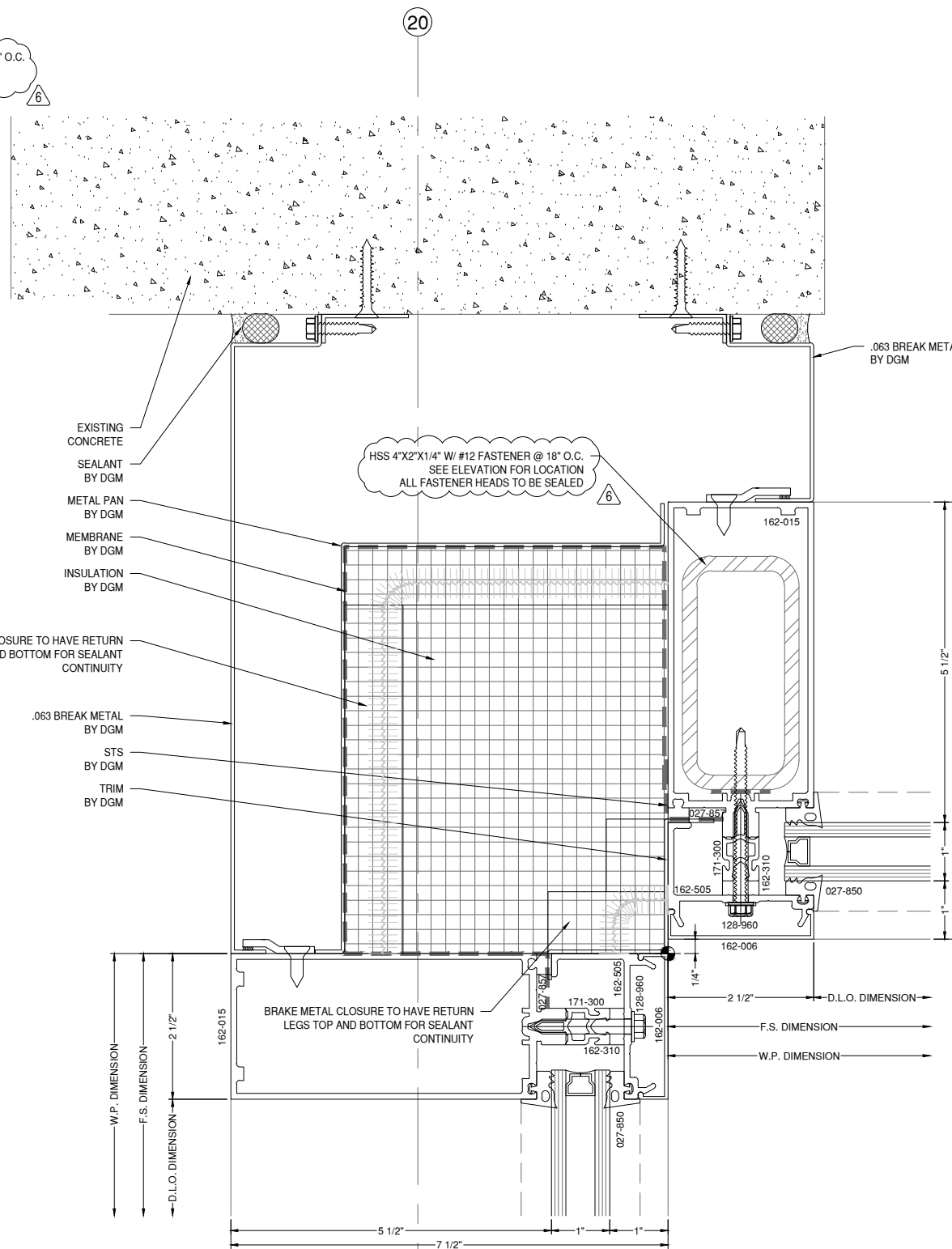


**21** 6  
CORNER DETAIL 1600UT  
DRAWING SCALE  
24x36: 3/4:1  
11x17: 3/8:1



NOTE:  
ALL DIMENSIONS TO BE FIELD  
VERIFIED PRIOR TO FABRICATION

**INSTALLER NOTE:**  
SEE 46/D17 FOR  
FLASHING/BRAKE METAL  
LAP ABUTMENT DETAIL.



**22** 11  
CORNER DETAIL 1600UT  
DRAWING SCALE  
24x36: 3/4:1  
11x17: 3/8:1

# GLAZING CONTRACTOR

999 STREET, ST  
CITY, STATE 99999  
PH: 999.999.9999

**MP** drafting  
& design

www.MPDRAFTING.com  
P: 248.522.7096  
F: 248.522.7030

## ARCHITECT:

MSA DESIGN  
316 W. FOURTH STREET 6TH FLOOR  
CINCINNATI, OH 45202  
P: (513) 241-5666

## STAMP AREA:

MOST RECENT REVISION 7	DATE 03.09.2026
---------------------------	--------------------

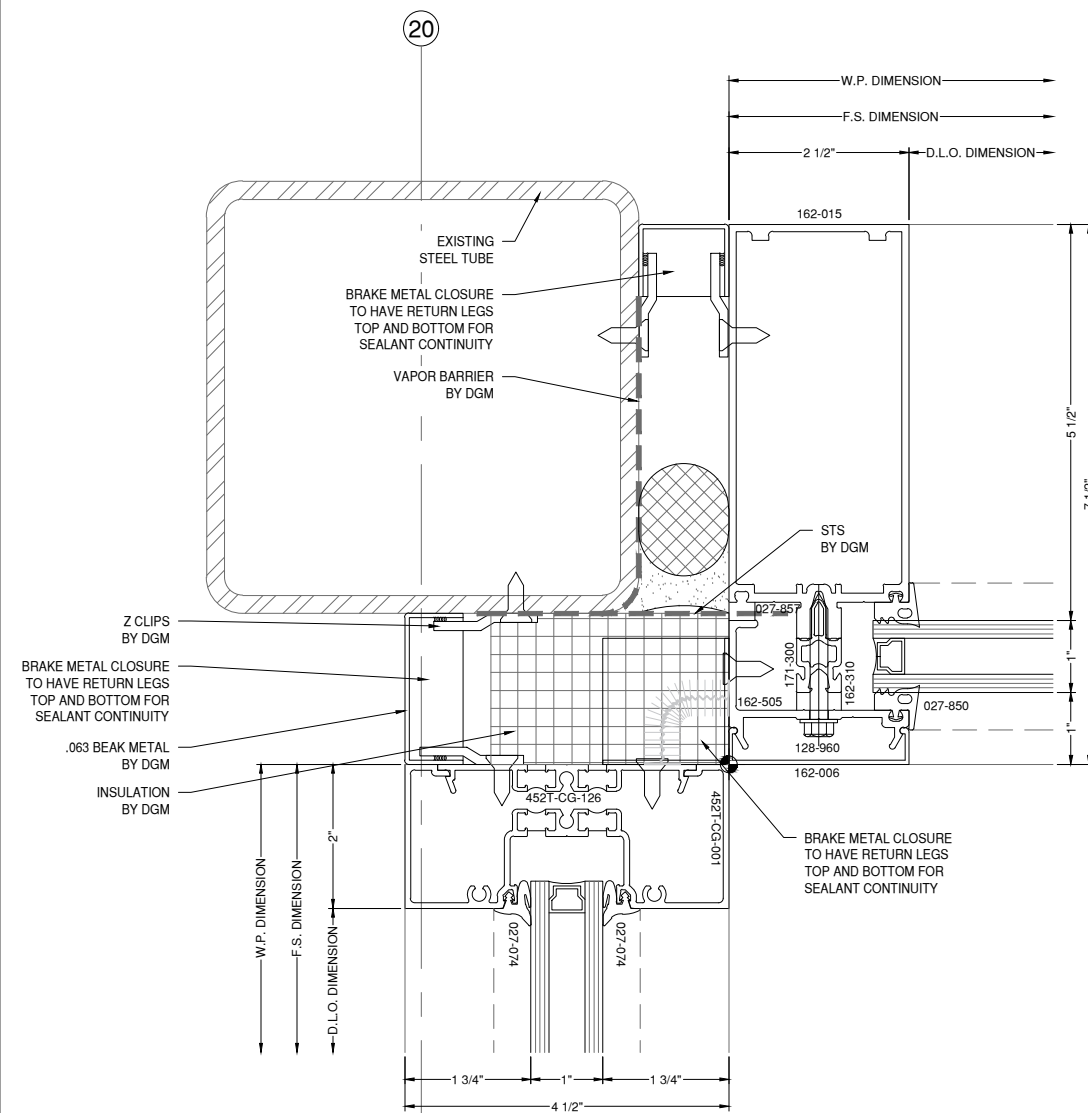
PROJECT NUMBER:  
**25-142E**

PROJECT NAME:  
**BSU CAP BUILDING  
RENOVATION**

SHEET DESCRIPTION:  
**DETAILS**

SHEET:  
**D9**

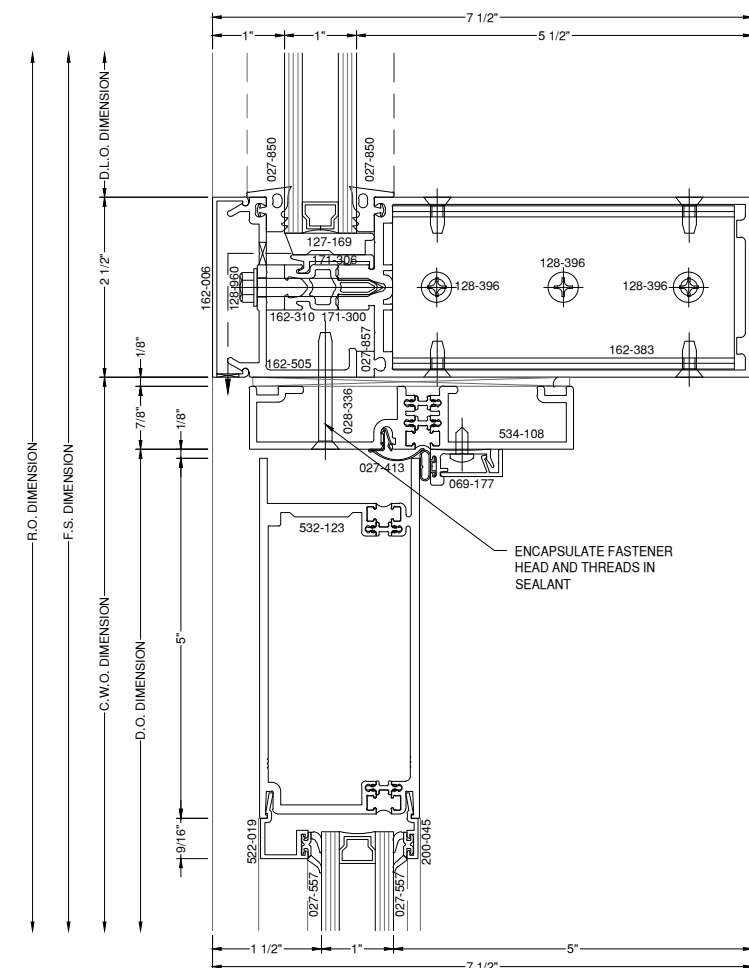
NOTE:  
VERIFY DETAIL



**23** CORNER DETAIL  
D9 A6.03  
DRAWING SCALE  
24x36: 3/4:1  
11x17: 3/8:1  
1600UT  
451UT

NOTE:  
ALL DIMENSIONS TO BE FIELD  
VERIFIED PRIOR TO FABRICATION

**INSTALLER NOTE:**  
SEE 46/D17 FOR  
FLASHING/BRAKE METAL  
LAP ABUTMENT DETAIL.



**24** DOOR HEAD DETAIL  
D9 A6.03  
DRAWING SCALE  
24x36: 3/4:1  
11x17: 3/8:1  
1600UT  
500T

# GLAZING CONTRACTOR

999 STREET, ST  
CITY, STATE 99999  
PH: 999.999.9999

**MP** drafting  
& design

www.MPDRAFTING.com

P: 248.522.7096  
F: 248.522.7030

## ARCHITECT:

MSA DESIGN  
316 W. FOURTH STREET 6TH FLOOR  
CINCINNATI, OH 45202  
P:(513) 241-5666

## STAMP AREA:

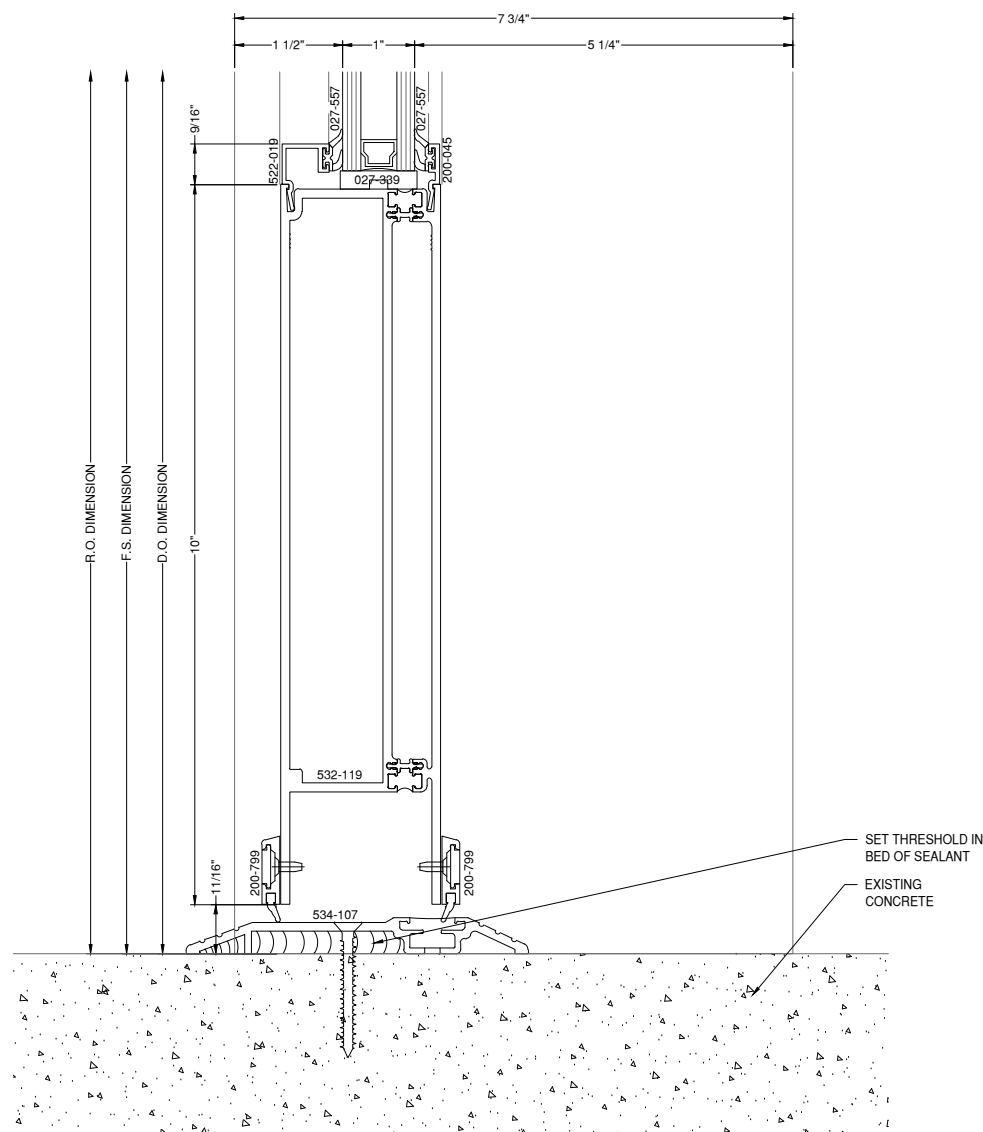
MOST RECENT REVISION	DATE
7	03.09.2026

PROJECT NUMBER:  
**25-142E**

PROJECT NAME:  
**BSU CAP BUILDING RENOVATION**

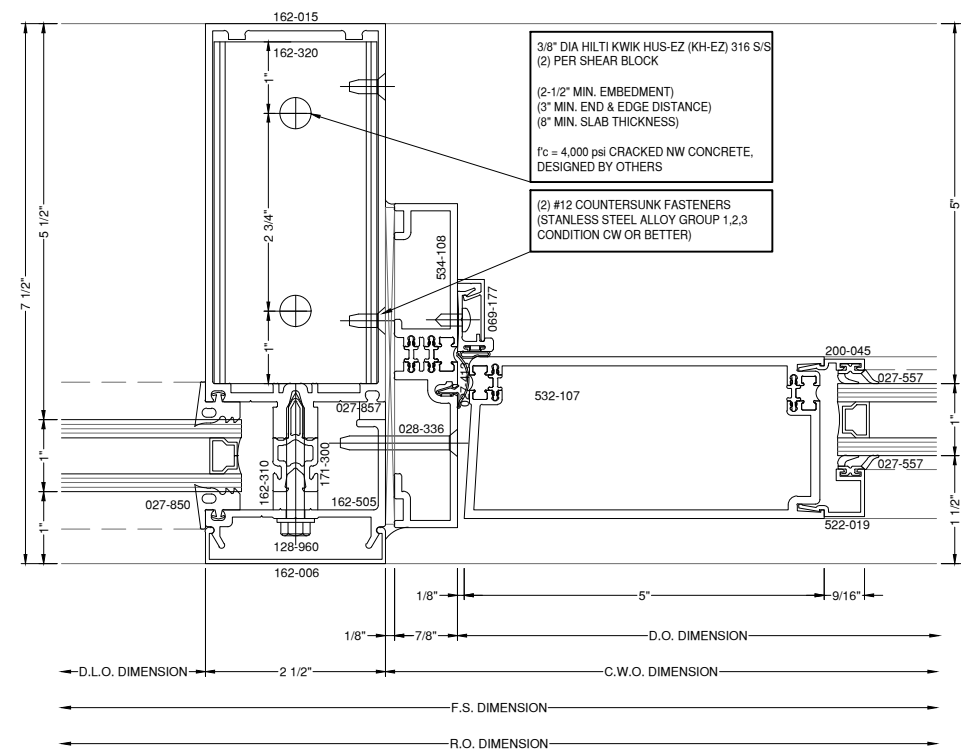
SHEET DESCRIPTION:  
**DETAILS**

SHEET:  
**D10**

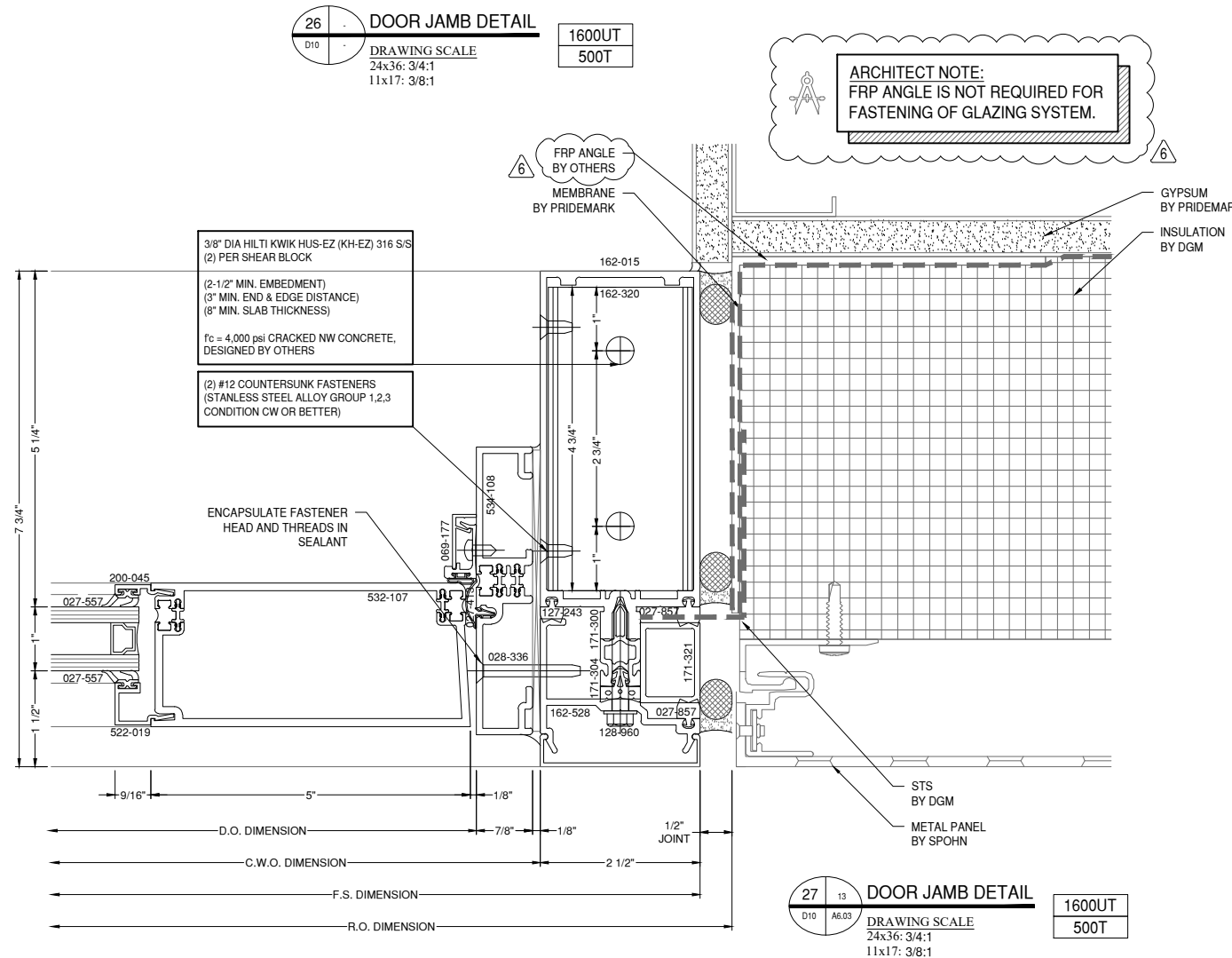


**25 THRESHOLD DETAIL**  
DRAWING SCALE  
24x36: 3/4:1  
11x17: 3/8:1  
1600UT  
500T

NOTE:  
ALL DIMENSIONS TO BE FIELD  
VERIFIED PRIOR TO FABRICATION



**26 DOOR JAMB DETAIL**  
DRAWING SCALE  
24x36: 3/4:1  
11x17: 3/8:1  
1600UT  
500T



**27 DOOR JAMB DETAIL**  
DRAWING SCALE  
24x36: 3/4:1  
11x17: 3/8:1  
1600UT  
500T

# GLAZING CONTRACTOR

999 STREET, ST  
CITY, STATE 99999  
PH: 999.999.9999



www.MPDRAFTING.com  
P: 248.522.7096  
F: 248.522.7030

## ARCHITECT:

MSA DESIGN  
316 W. FOURTH STREET 6TH FLOOR  
CINCINNATI, OH 45202  
P:(513) 241-5666

## STAMP AREA:

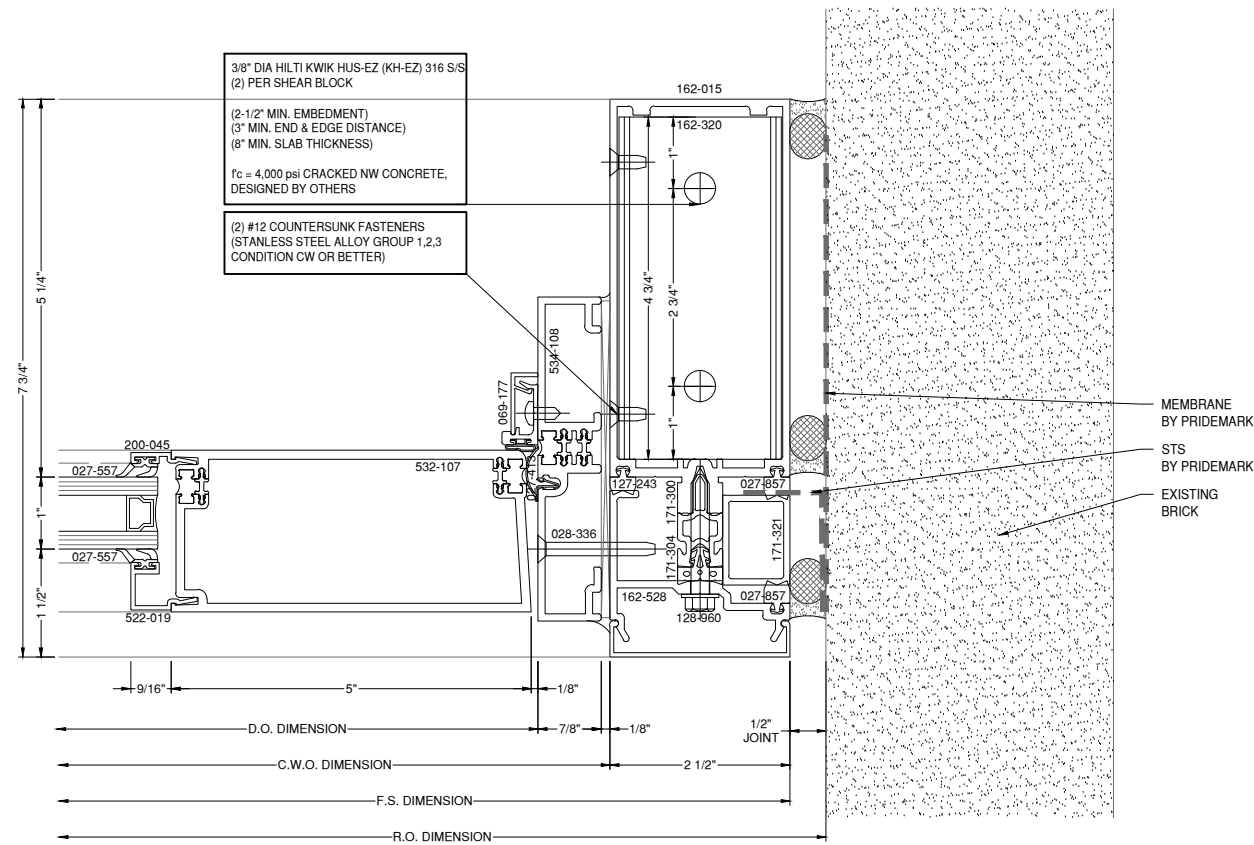
MOST RECENT REVISION 7	DATE 03.09.2026
---------------------------	--------------------

PROJECT NUMBER:  
**25-142E**

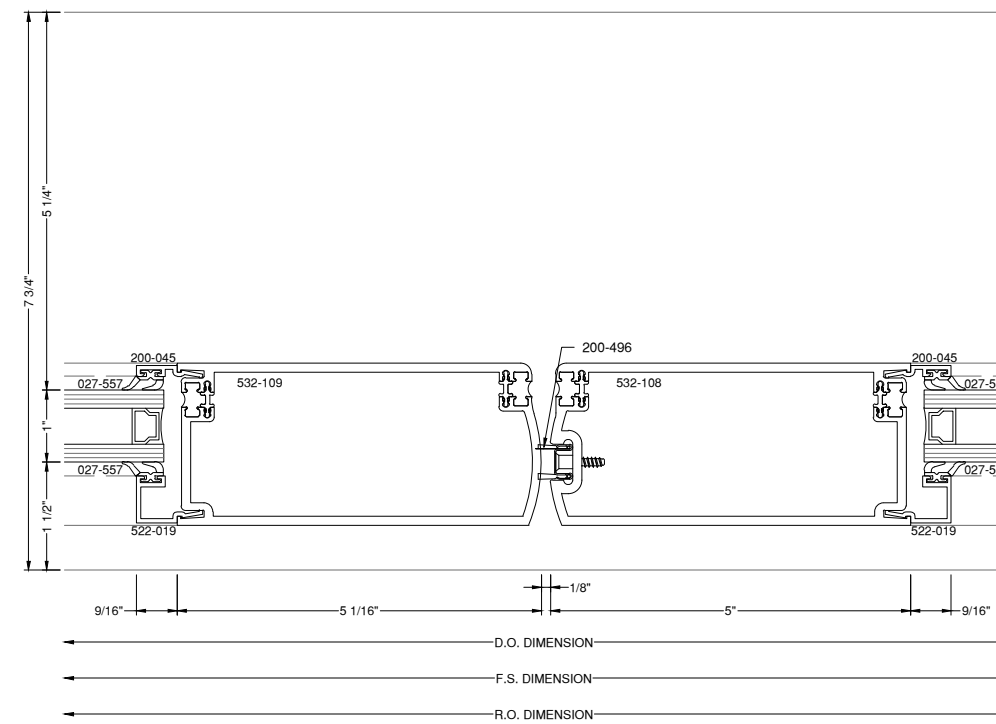
PROJECT NAME:  
**BSU CAP BUILDING  
RENOVATION**

SHEET DESCRIPTION:  
**DETAILS**

SHEET:  
**D11**



**28** | **1** | **DOOR JAMB DETAIL** | **1600UT**  
D11 | A6.03 | DRAWING SCALE | **500T**  
24x36: 3/4:1  
11x17: 3/8:1



**29** | **DOOR STILE DETAIL** | **1600UT**  
D11 | DRAWING SCALE | **500T**  
24x36: 3/4:1  
11x17: 3/8:1

NOTE:  
ALL DIMENSIONS TO BE FIELD  
VERIFIED PRIOR TO FABRICATION

# GLAZING CONTRACTOR

999 STREET, ST  
CITY, STATE 99999  
PH: 999.999.9999



www.MPDRAFTING.com  
P: 248.522.7096  
F: 248.522.7030

## ARCHITECT:

MSA DESIGN  
316 W. FOURTH STREET 6TH FLOOR  
CINCINNATI, OH 45202  
P: (513) 241-5666

## STAMP AREA:

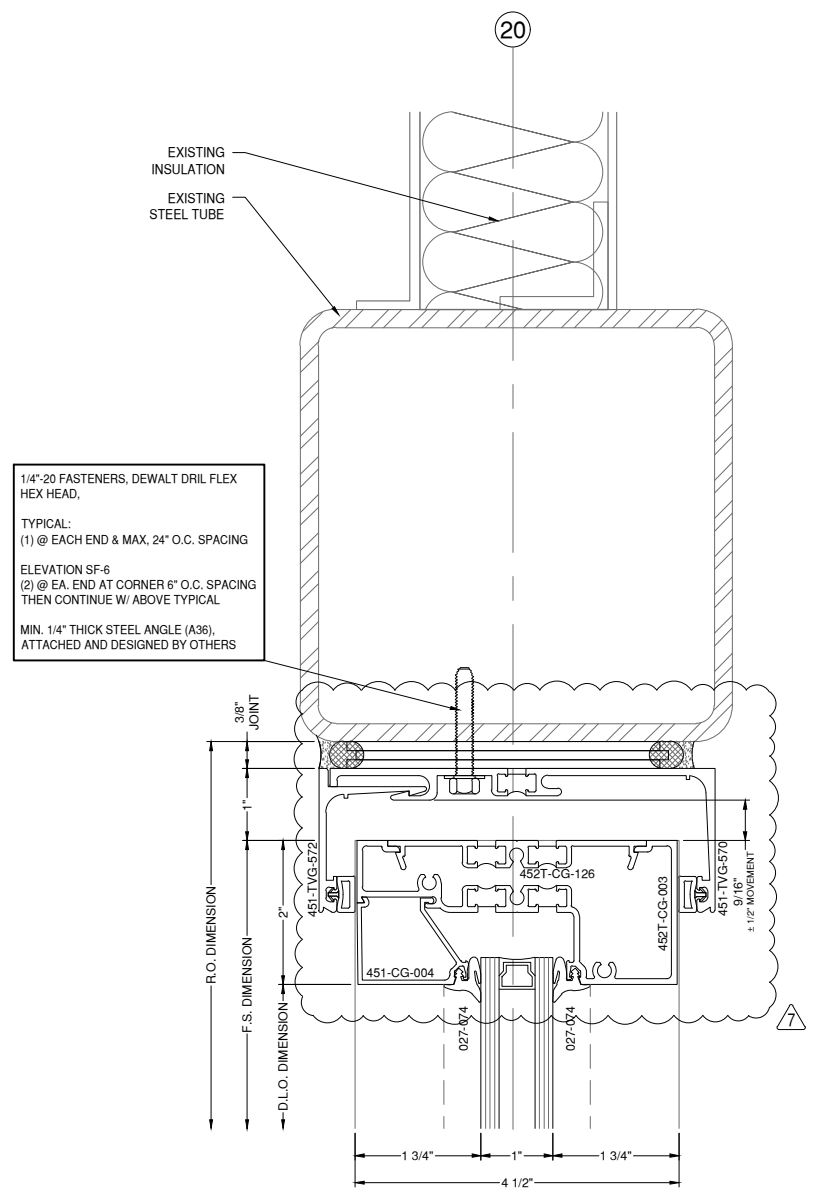
MOST RECENT REVISION	DATE
7	03.09.2026

PROJECT NUMBER:  
**25-142E**

PROJECT NAME:  
**BSU CAP BUILDING RENOVATION**

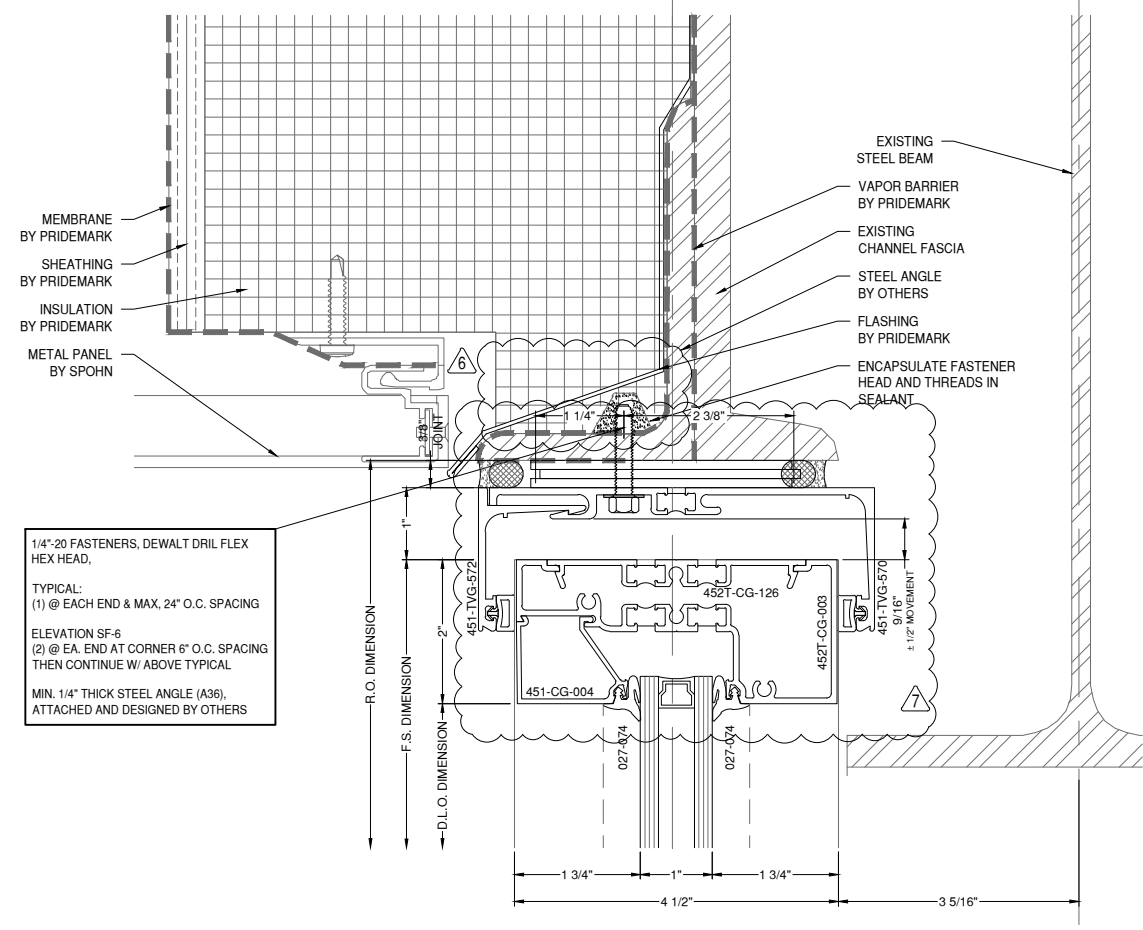
SHEET DESCRIPTION:  
**DETAILS**

SHEET:  
**D12**



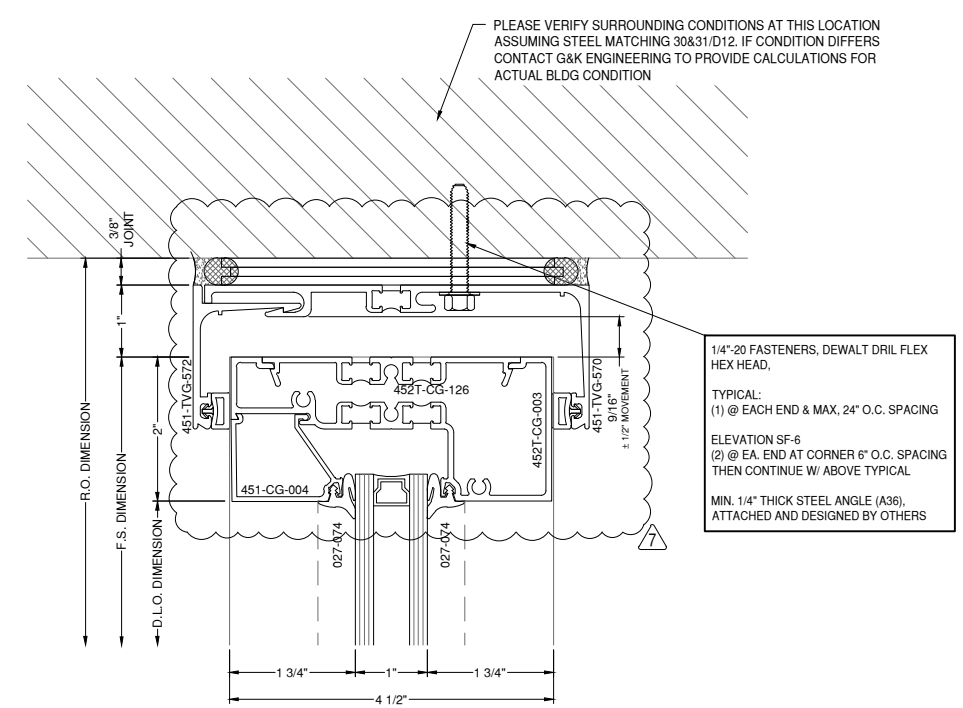
1/4"-20 FASTENERS, DEWALT DRIL FLEX HEX HEAD,  
TYPICAL:  
(1) @ EACH END & MAX. 24" O.C. SPACING  
ELEVATION SF-6  
(2) @ EA. END AT CORNER 6" O.C. SPACING THEN CONTINUE W/ ABOVE TYPICAL  
MIN. 1/4" THICK STEEL ANGLE (A36), ATTACHED AND DESIGNED BY OTHERS

**30** **7** HEAD DETAIL **451UT**  
D12 A5.01 DRAWING SCALE  
24x36: 3/4:1  
11x17: 3/8:1



1/4"-20 FASTENERS, DEWALT DRIL FLEX HEX HEAD,  
TYPICAL:  
(1) @ EACH END & MAX. 24" O.C. SPACING  
ELEVATION SF-6  
(2) @ EA. END AT CORNER 6" O.C. SPACING THEN CONTINUE W/ ABOVE TYPICAL  
MIN. 1/4" THICK STEEL ANGLE (A36), ATTACHED AND DESIGNED BY OTHERS

**31** **7** HEAD DETAIL **451UT**  
D12 A5.02 DRAWING SCALE  
24x36: 3/4:1  
11x17: 3/8:1



1/4"-20 FASTENERS, DEWALT DRIL FLEX HEX HEAD,  
TYPICAL:  
(1) @ EACH END & MAX. 24" O.C. SPACING  
ELEVATION SF-6  
(2) @ EA. END AT CORNER 6" O.C. SPACING THEN CONTINUE W/ ABOVE TYPICAL  
MIN. 1/4" THICK STEEL ANGLE (A36), ATTACHED AND DESIGNED BY OTHERS

PLEASE VERIFY SURROUNDING CONDITIONS AT THIS LOCATION ASSUMING STEEL MATCHING 30&31/D12. IF CONDITION DIFFERS CONTACT G&K ENGINEERING TO PROVIDE CALCULATIONS FOR ACTUAL BLDG CONDITION

NOTE:  
ALL DIMENSIONS TO BE FIELD  
VERIFIED PRIOR TO FABRICATION

# GLAZING CONTRACTOR

999 STREET, ST  
CITY, STATE 99999  
PH: 999.999.9999



www.MPDRAFTING.com

P: 248.522.7096  
F: 248.522.7030

## ARCHITECT:

MSA DESIGN  
316 W. FOURTH STREET 6TH FLOOR  
CINCINNATI, OH 45202

P:(513) 241-5666

## STAMP AREA:

MOST RECENT REVISION 7	DATE 03.09.2026
---------------------------	--------------------

PROJECT NUMBER:  
**25-142E**

PROJECT NAME:  
**BSU CAP BUILDING  
RENOVATION**

SHEET DESCRIPTION:  
**DETAILS**

SHEET:  
**D13**

1/4"-20 FASTENERS, DEWALT DRIL FLEX  
TYPICAL:  
(1) @ EACH END & MAX. 24" O.C. SPACING  
ELEVATION SF-6  
(2) @ EA. END AT CORNER 6" O.C. SPACING  
THEN CONTINUE W/ ABOVE TYPICAL  
MIN. 1/4" THICK STEEL ANGLE (A36),  
ATTACHED AND DESIGNED BY OTHERS

3/8" DIA HILTI KWIK HUS-EZ (KH-EZ) 316 S/S  
(1) @ EACH END & MAX. 18" O.C. SPACING,  
IF LIGHTWEIGHT, REDUCE SPACING TO 9" O.C.,  
(2" MIN. EMBEDMENT)  
(4" MIN. EDGE DISTANCE)  
(3-3/4" MIN. SLAB THICKNESS)  
f<sub>c</sub> = 3,000 psi CRACKED NW CONCRETE,  
DESIGNED BY OTHERS

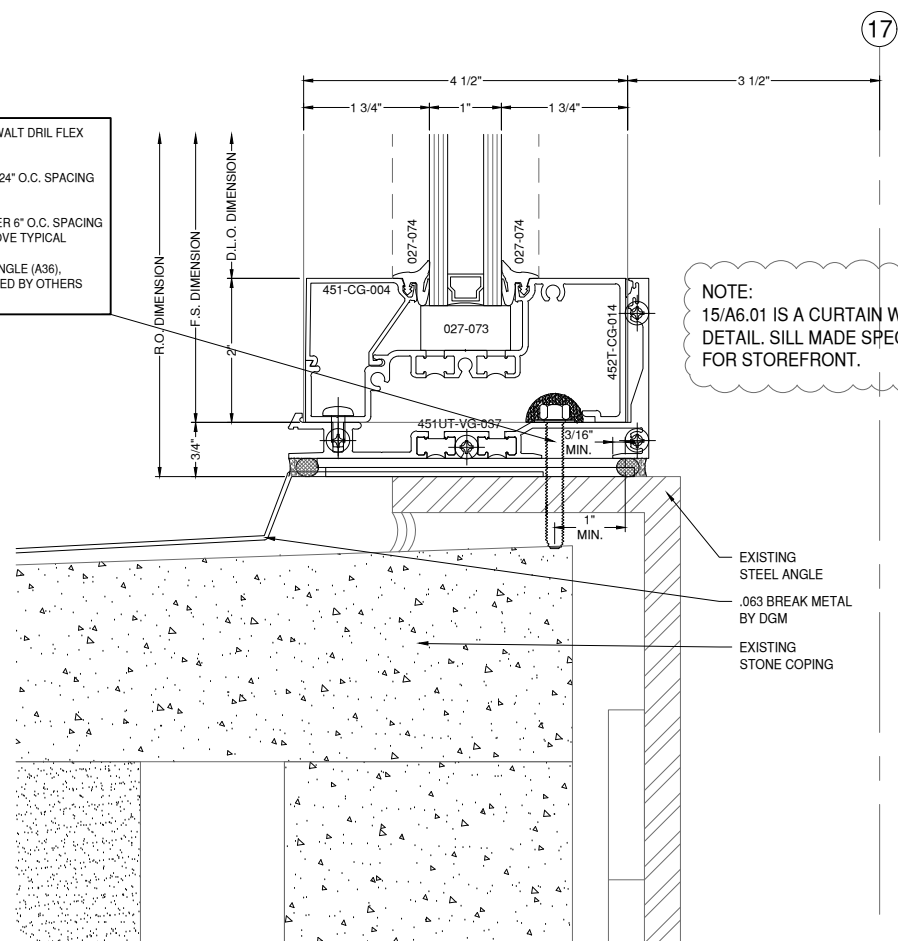
NOTE:  
15/A6.01 IS A CURTAIN WALL  
DETAIL. SILL MADE SPECIFICALLY  
FOR STOREFRONT.

INSTALLER NOTE:  
SEE 46/D17 FOR  
FLASHING/BRAKE METAL  
LAP ABUTMENT DETAIL.

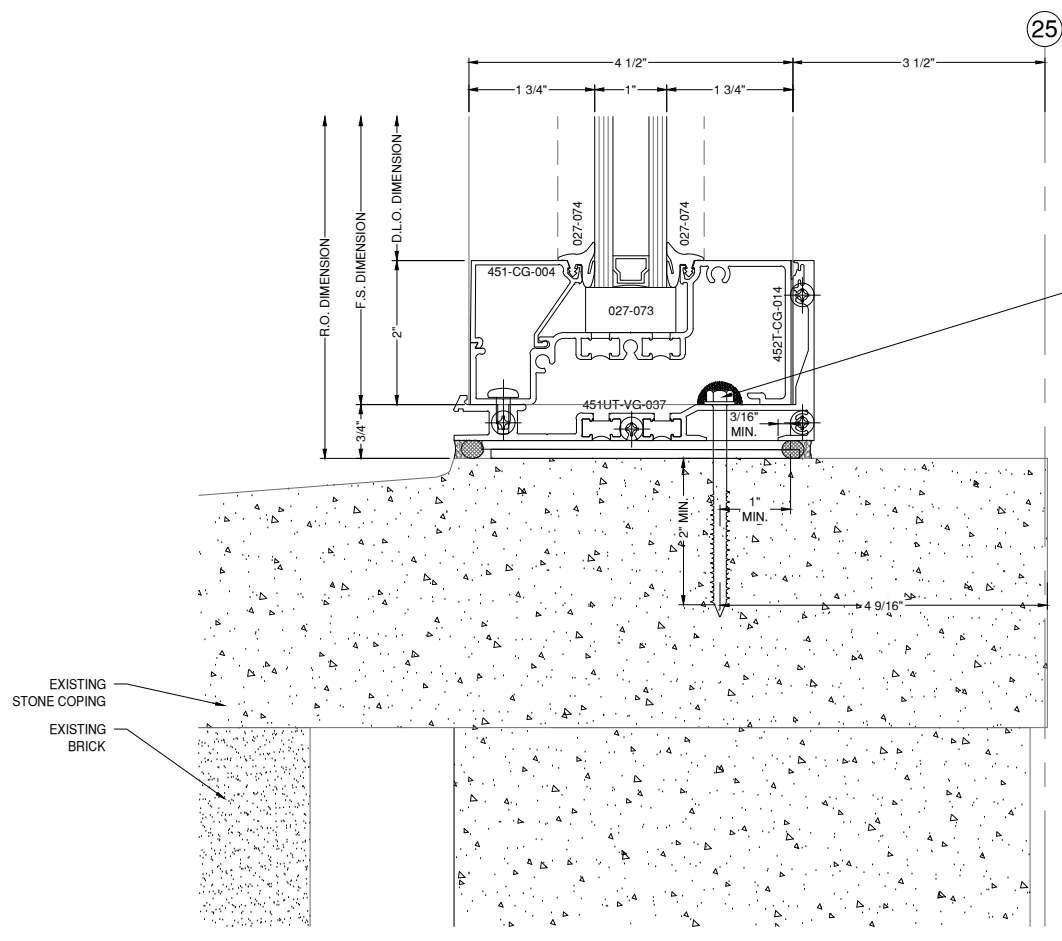
PLEASE VERIFY SURROUNDING CONDITIONS AT THIS LOCATION  
ASSUMING STEEL MATCHING 30&31/D12. IF CONDITION DIFFERS  
CONTACT G&K ENGINEERING TO PROVIDE CALCULATIONS FOR  
ACTUAL BLDG CONDITION

PLEASE VERIFY SURROUNDING CONDITIONS AT THIS LOCATION  
ASSUMING CONCRETE MATCHING 34/D13. IF CONDITION DIFFERS  
CONTACT G&K ENGINEERING TO PROVIDE CALCULATIONS FOR  
ACTUAL BLDG CONDITION

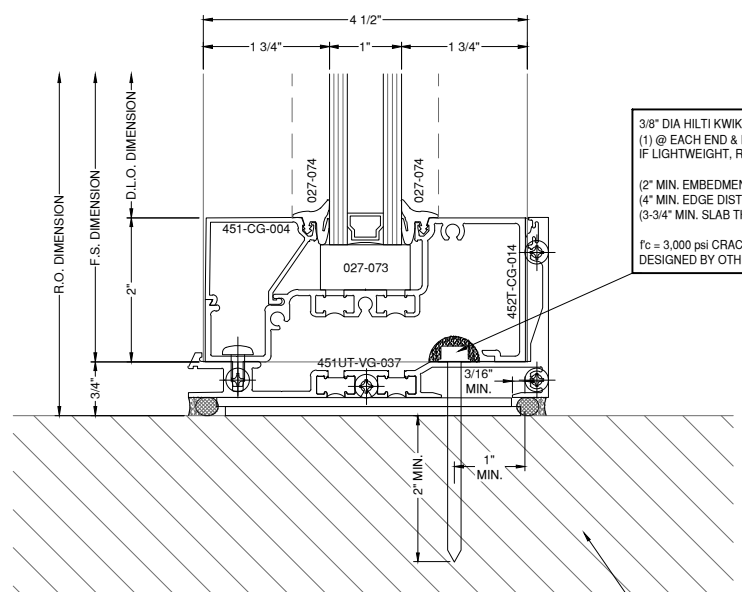
NOTE:  
ALL DIMENSIONS TO BE FIELD  
VERIFIED PRIOR TO FABRICATION



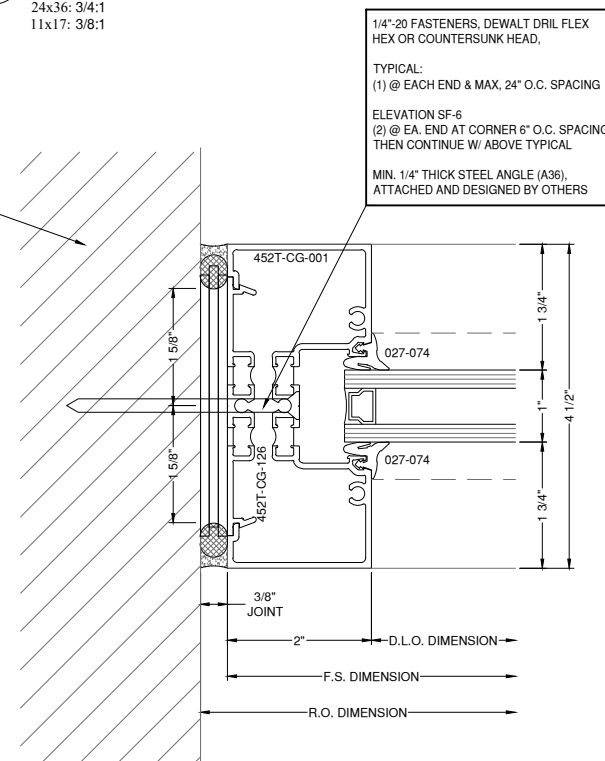
33 SILL DETAIL 451UT  
DRAWING SCALE  
24x36: 3/4:1  
11x17: 3/8:1



34 SILL DETAIL 451UT  
DRAWING SCALE  
24x36: 3/4:1  
11x17: 3/8:1



35 SILL DETAIL 451UT  
DRAWING SCALE  
24x36: 3/4:1  
11x17: 3/8:1



36 JAMB DETAIL 451UT  
DRAWING SCALE  
24x36: 3/4:1  
11x17: 3/8:1

# GLAZING CONTRACTOR

999 STREET, ST  
CITY, STATE 99999  
PH: 999.999.9999

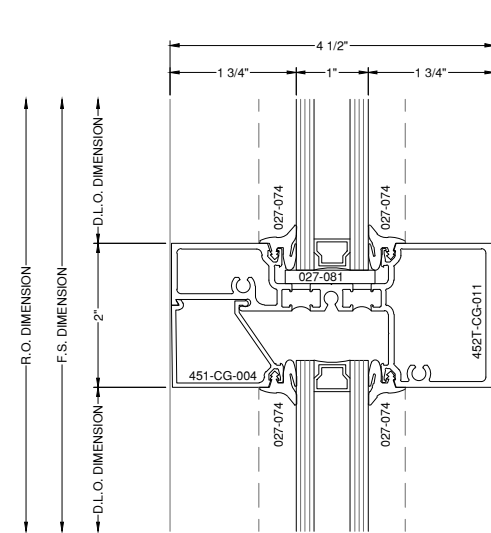
**MP** drafting  
& design

www.MPDRAFTING.com  
P: 248.522.7096  
F: 248.522.7030

## ARCHITECT:

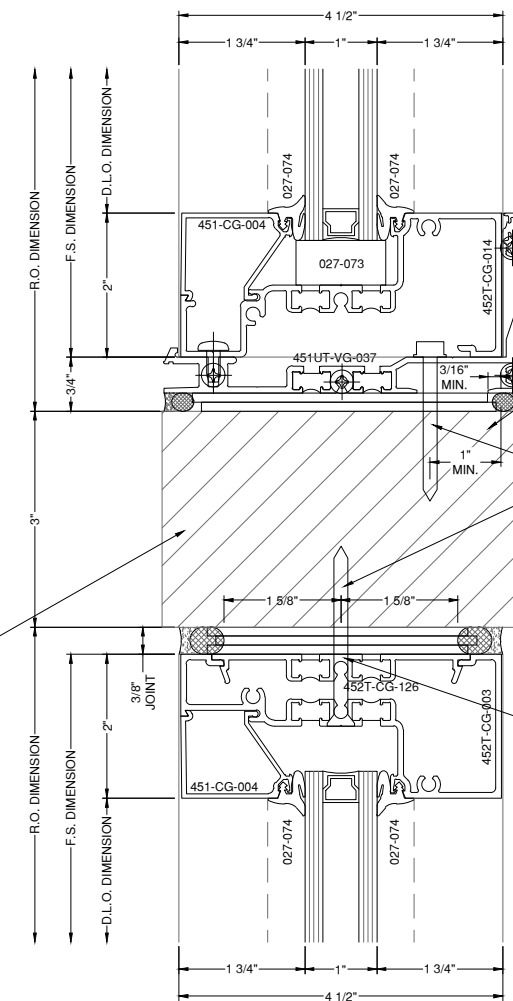
MSA DESIGN  
316 W. FOURTH STREET 6TH FLOOR  
CINCINNATI, OH 45202  
P: (513) 241-5666

## STAMP AREA:



**37** **HORIZ DETAIL**  
D14  
**451UT**  
DRAWING SCALE  
24x36: 3/4:1  
11x17: 3/8:1

PLEASE VERIFY SURROUNDING CONDITIONS AT THIS LOCATION ASSUMING STEEL MATCHING 30831/D12. IF CONDITION DIFFERS CONTACT G&K ENGINEERING TO PROVIDE CALCULATIONS FOR ACTUAL BLDG CONDITION



**38** **SECTION DETAIL**  
D14  
**451UT**  
DRAWING SCALE  
24x36: 3/4:1  
11x17: 3/8:1

NOTE:  
15/A6.01 IS A CURTAIN WALL  
DETAIL. SILL MADE SPECIFICALLY  
FOR STOREFRONT.

PLEASE VERIFY SURROUNDING  
CONDITIONS AT THIS LOCATION

1/4"-20 FASTENERS, DEWALT DRILL FLEX  
TYPICAL:  
(1) @ EACH END & MAX, 24" O.C. SPACING  
ELEVATION SF-6  
(2) @ EA. END AT CORNER 6" O.C. SPACING  
THEN CONTINUE W/ ABOVE TYPICAL  
MIN. 1/4" THICK STEEL ANGLE (A36),  
ATTACHED AND DESIGNED BY OTHERS

ENCAPSULATE FASTENER  
HEAD AND THREADS IN  
SEALANT

NOTE:  
ALL DIMENSIONS TO BE FIELD  
VERIFIED PRIOR TO FABRICATION

MOST RECENT REVISION 7	DATE 03.09.2026
---------------------------	--------------------

PROJECT NUMBER:  
**25-142E**

PROJECT NAME:  
**BSU CAP BUILDING  
RENOVATION**

SHEET DESCRIPTION:  
**DETAILS**

SHEET:  
**D14**

# GLAZING CONTRACTOR

999 STREET, ST  
CITY, STATE 99999  
PH: 999.999.9999



www.MPDRAFTING.com

P: 248.522.7096  
F: 248.522.7030

## ARCHITECT:

MSA DESIGN  
316 W. FOURTH STREET 6TH FLOOR  
CINCINNATI, OH 45202

P:(513) 241-5666

## STAMP AREA:

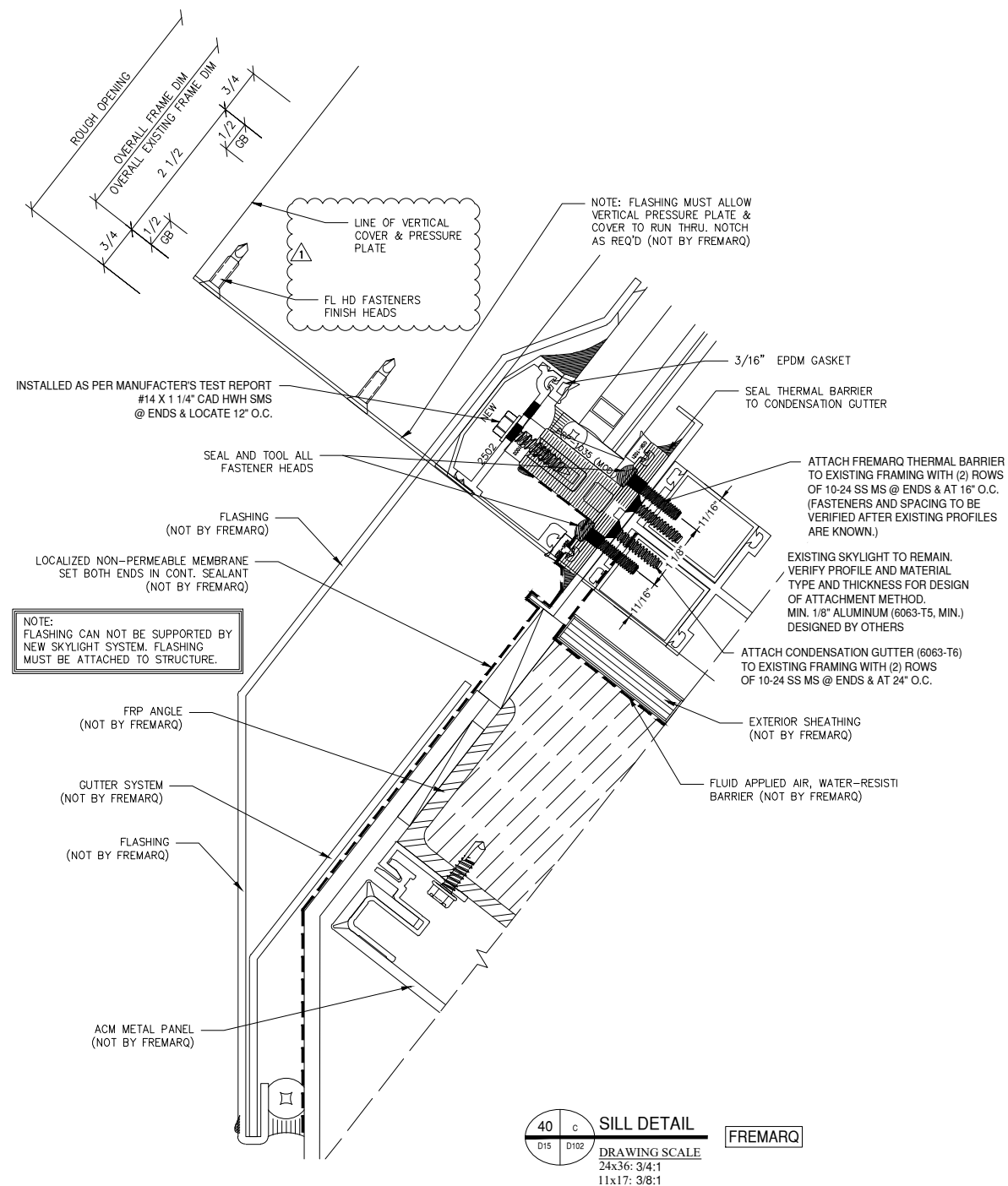
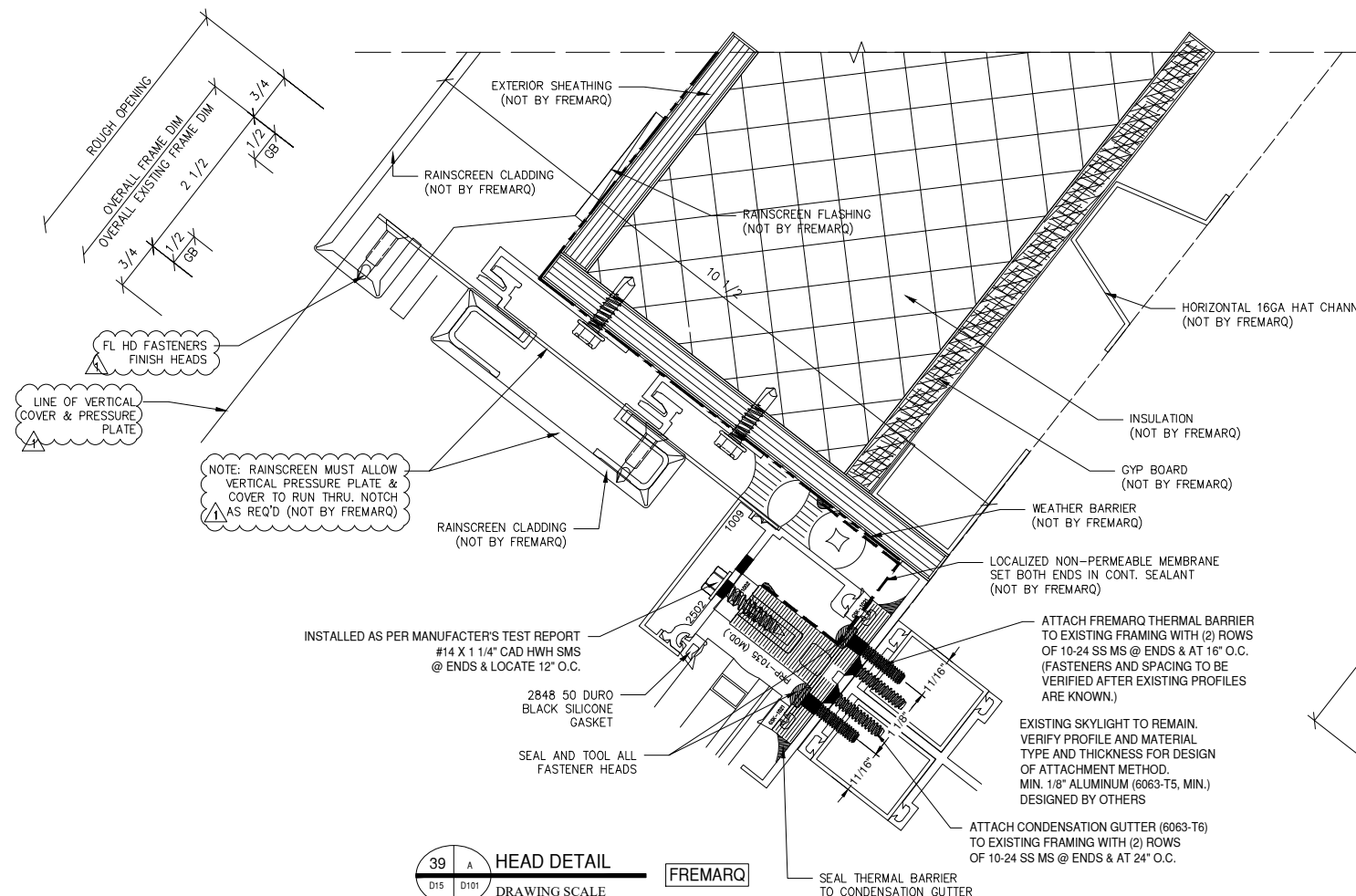
MOST RECENT REVISION 7	DATE 03.09.2026
---------------------------	--------------------

PROJECT NUMBER:  
**25-142E**

PROJECT NAME:  
**BSU CAP BUILDING RENOVATION**

SHEET DESCRIPTION:  
**DETAILS**

SHEET:  
**D15**



# GLAZING CONTRACTOR

999 STREET, ST  
CITY, STATE 99999  
PH: 999.999.9999

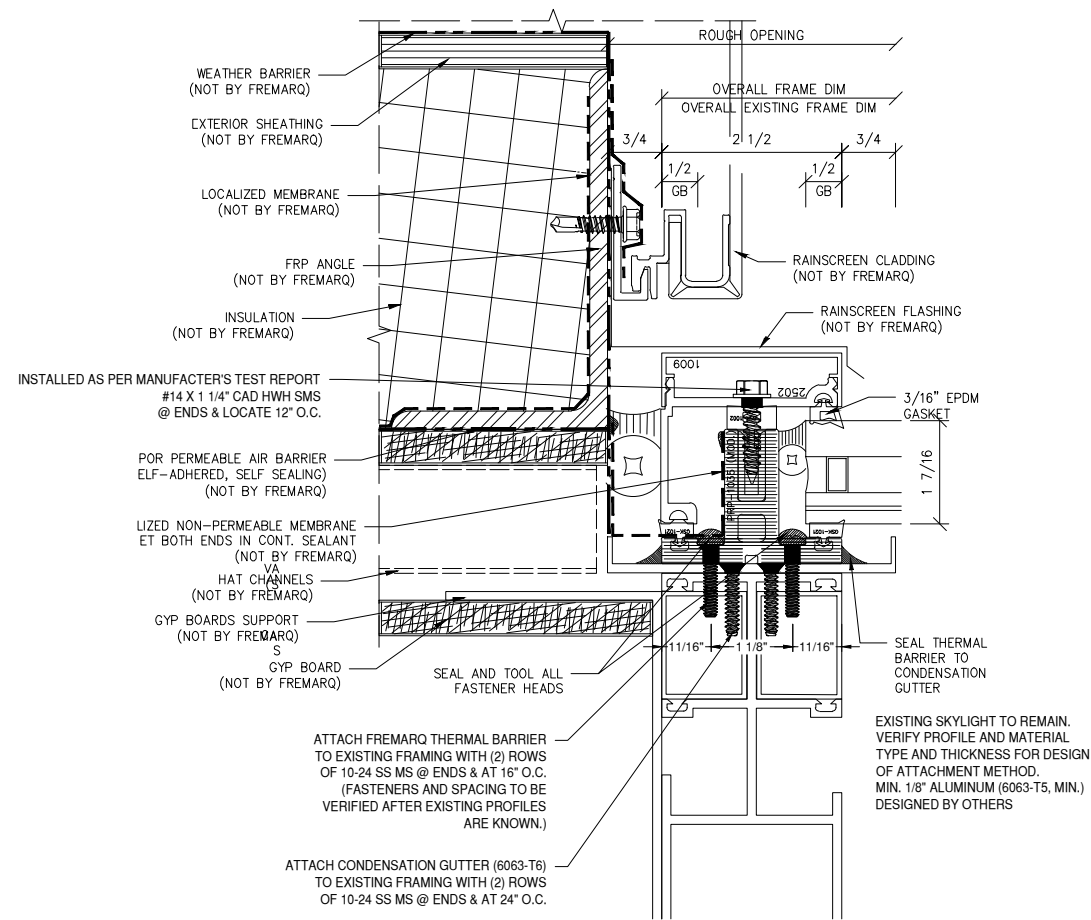
**MP** drafting  
& design

www.MPDRAFTING.com  
P: 248.522.7096  
F: 248.522.7030

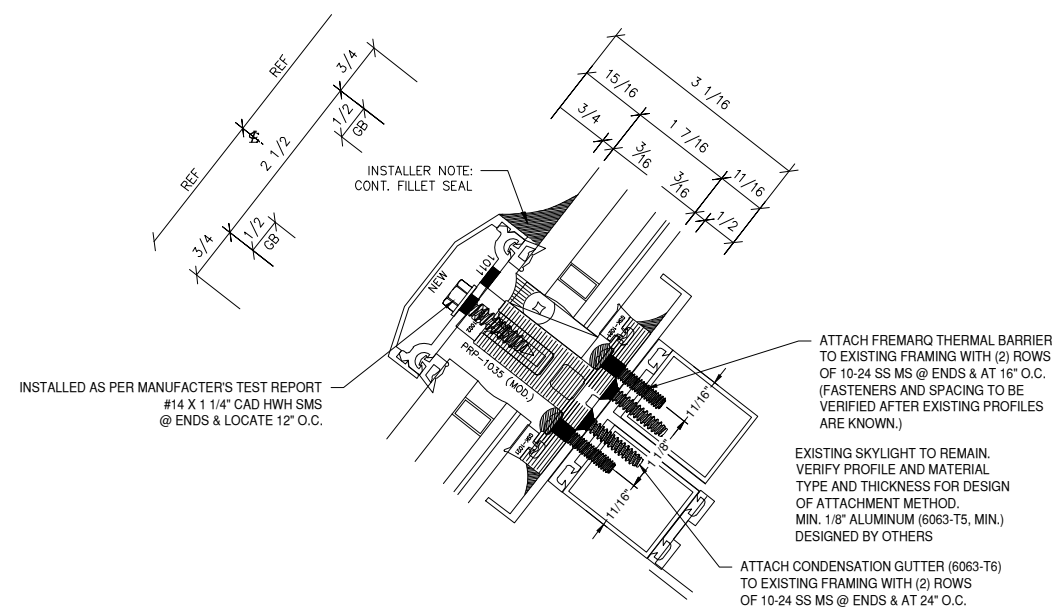
## ARCHITECT:

MSA DESIGN  
316 W. FOURTH STREET 6TH FLOOR  
CINCINNATI, OH 45202  
P: (513) 241-5666

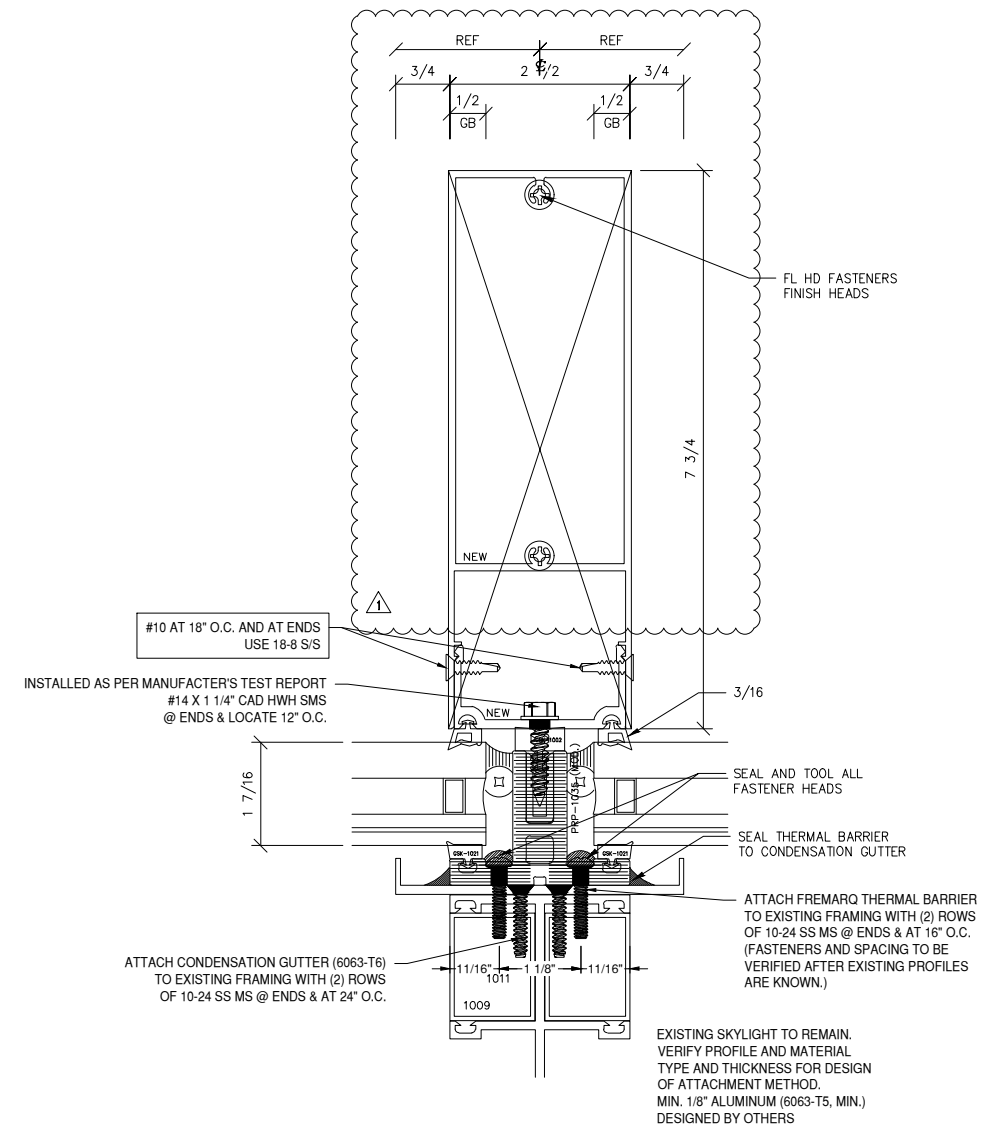
## STAMP AREA:



**41 D JAMB DETAIL** FREMARQ  
DRAWING SCALE  
24x36: 3/4:1  
11x17: 3/8:1



**42 B HORIZ. DETAIL** FREMARQ  
DRAWING SCALE  
24x36: 3/4:1  
11x17: 3/8:1



**43 E VERT. DETAIL** FREMARQ  
DRAWING SCALE  
24x36: 3/4:1  
11x17: 3/8:1

MOST RECENT REVISION 7 DATE 03.09.2026

PROJECT NUMBER:  
**25-142E**

PROJECT NAME:  
**BSU CAP BUILDING RENOVATION**

SHEET DESCRIPTION:  
**DETAILS**

SHEET:  
**D16**

# GLAZING CONTRACTOR

999 STREET, ST  
CITY, STATE 99999  
PH: 999.999.9999

**MP** drafting & design

www.MPDRAFTING.com  
P: 248.522.7096  
F: 248.522.7030

## ARCHITECT:

MSA DESIGN  
316 W. FOURTH STREET 6TH FLOOR  
CINCINNATI, OH 45202  
P:(513) 241-5666

## STAMP AREA:

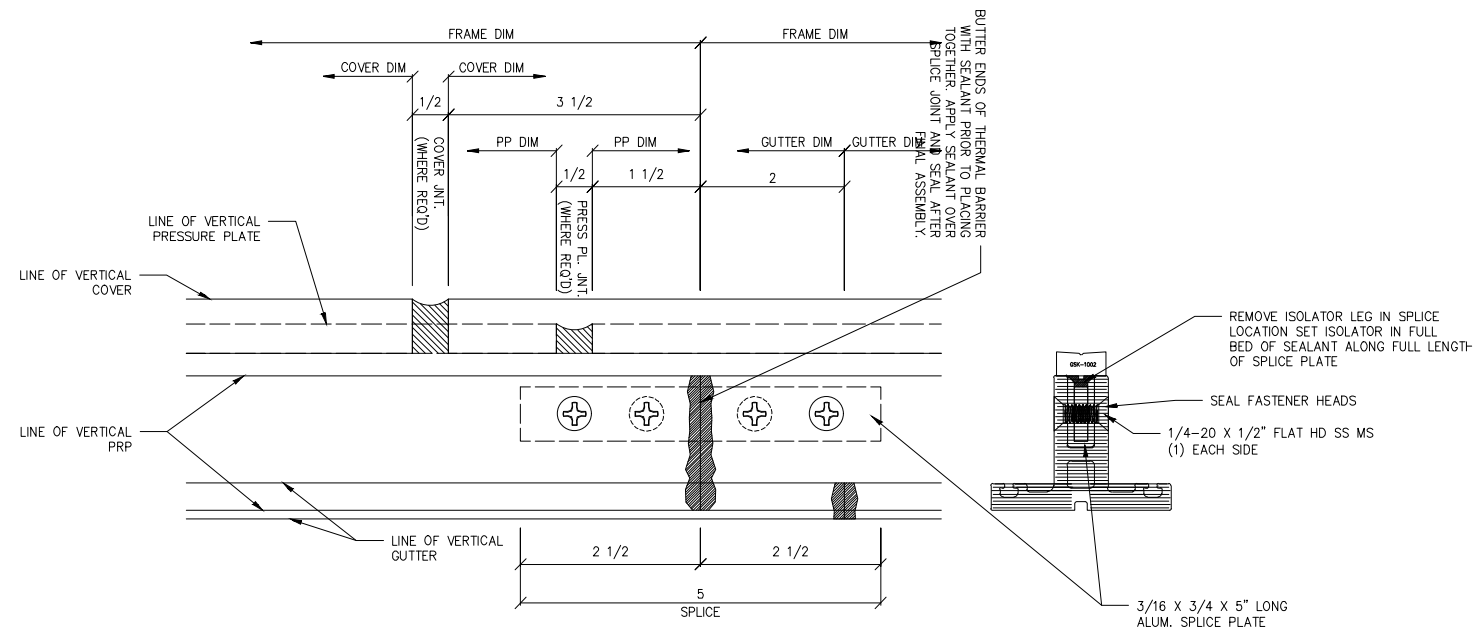
MOST RECENT REVISION 7	DATE 03.09.2026
---------------------------	--------------------

PROJECT NUMBER:  
**25-142E**

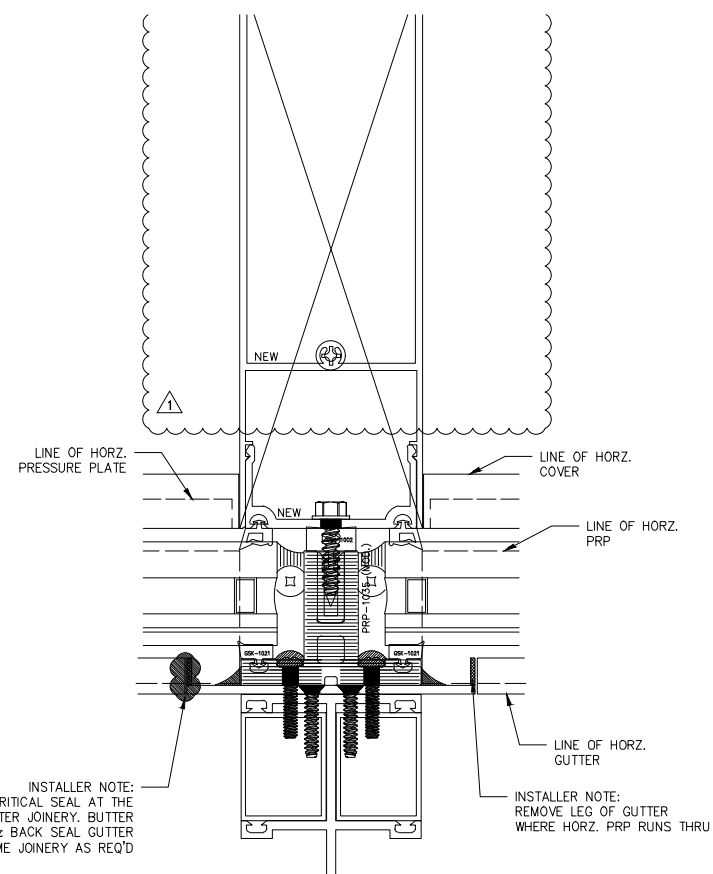
PROJECT NAME:  
**BSU CAP BUILDING RENOVATION**

SHEET DESCRIPTION:  
**DETAILS**

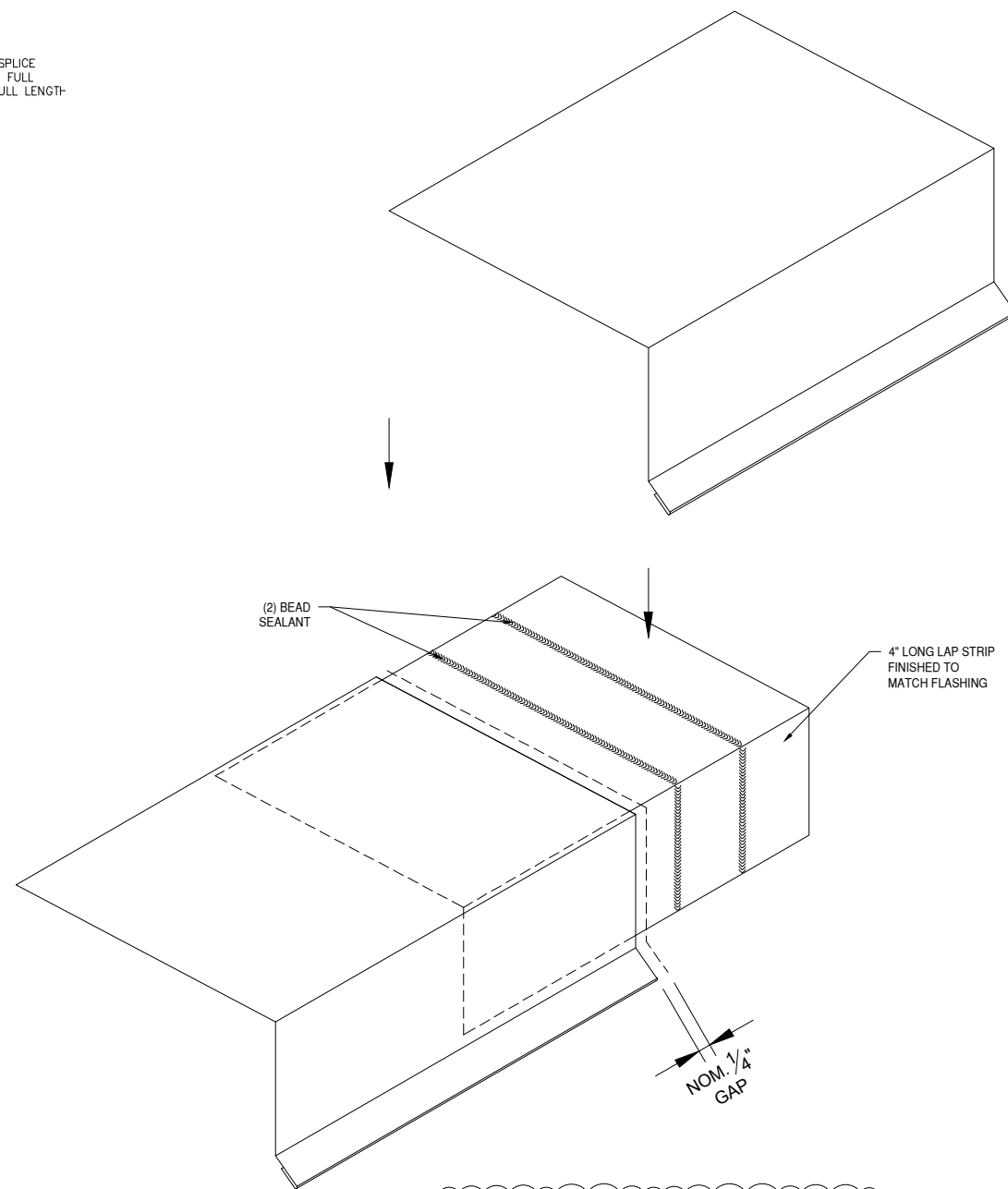
SHEET:  
**D17**



**44** g TYPICAL SPlice JOINT FREMARQ  
DRAWING SCALE  
24x36: 3/4:1  
11x17: 3/8:1



**45** F TYPICAL FRAME JOINERY DETAIL FREMARQ  
DRAWING SCALE  
24x36: 3/4:1  
11x17: 3/8:1



**46** TYPICAL LAP STRIP FLASHING DETAIL  
DRAWING SCALE  
24x36: 3/4:1  
11x17: 3/8:1