

PROJECT 125

100 WEST WORTHINGTON AVE. CHARLOTTE, NC 28203

TUBELITE TRADITIONAL CURTAINWALL SYSTEMS SHOP DRAWINGS

GLAZING
CONTRACTOR

999 STREET, ST
CITY, STATE 99999
PH: 999.999.9999



www.MPDRAFTING.com
P: 248.522.7096
F: 248.522.7030

ARCHITECT:

RULE JOY TRAMMELL RUBIO
ARCHITECTURE/INTERIOR DESIGN
300 GALLERIA PARKWAY SUITE 740
ATLANTA, GA 30339
P: 770.661.1492
F: 770.661.1493

ARCHITECT NOTE:
ALL NOTES REQUESTING VERIFICATION,
CONFIRMATION, OR INFORMATION THAT ARE
NOT ANSWERED ARE ASSUMED TO BE
CORRECT AS SHOWN ON THESE DRAWINGS.

STAMPS/ SUBMITTALS:

REVISION	DATE
0	10.25.19
1	01.24.20
2	04.07.20
3 - FIELD USE	05.01.20
4	07.22.20
5	10.12.20

PROJECT NUMBER:
19-329

PROJECT NAME:
PROJECT 125

SHEET DESCRIPTION:
COVER SHEET

SHEET:
C1

GLAZING SCHEDULE

G1	1" INSULATED VISION GLASS UNIT 1/4" CLEAR/VIRACON VNE-53 (#2)/HEAT STRENGTHENED 1/2" BLACK ALUMINUM SPACER/BLACK SILICONE/AIR 1/4" CLEAR/HEAT STRENGTHENED GLASS
G2	INSULATED VISION GLASS UNIT 1/4" CLEAR/VIRACON VNE-53 (#2)/TEMPERED 1/2" BLACK ALUMINUM SPACER/BLACK SILICONE/AIR 1/4" CLEAR/TEMPERED
G3	1" INSULATED SPANDREL GLASS UNIT 1/4" CLEAR/VIRACON VNE-53 (#2)/HEAT STRENGTHENED 1/2" BLACK ALUMINUM SPACER/BLACK SILICONE/AIR 1/4" CLEAR/VIRACON V933 WARM GRAY (#4)/HEAT STRENGTHENED
L1	AIROLITE K6744 DRAINABLE LOUVER
P1	1/8" SMOOTH FORMED ALUMINUM SHEET/ FINISH TO BE LINETEC 398A1851 DARK KETTLE BLACK
G5	1" INSULATED VISION GLASS UNIT 1/4" CLEAR/VIRACON VE-2M (#2)/HEAT STRENGTHENED 1/2" BLACK ALUMINUM SPACER/BLACK SILICONE/AIR 1/4" CLEAR/HEAT STRENGTHENED GLASS
G6	INSULATED VISION GLASS UNIT 1/4" CLEAR/VIRACON VE-2M (#2)/TEMPERED 1/2" BLACK ALUMINUM SPACER/BLACK SILICONE/AIR 1/4" CLEAR/TEMPERED
G7	1" INSULATED SPANDREL GLASS UNIT 1/4" CLEAR/VIRACON VE-2M (#2)/HEAT STRENGTHENED 1/2" BLACK ALUMINUM SPACER/BLACK SILICONE/AIR 1/4" CLEAR/VIRACON V933 WARM GRAY (#4)/HEAT STRENGTHENED
G8	1" INSULATED VISION GLASS UNIT 1/4" CLEAR/TEMPERED 1/2" BLACK ALUMINUM SPACER/BLACK SILICONE/AIR 1/4" CLEAR/TEMPERED

NOTE SYMBOL KEY



SYSTEMS TYPES

SYSTEM: TUBELITE 400SS CURTAINWALL SYSTEM (2 1/2" X 7 1/2")
ENTRANCES: TUBELITE STANDARD MEDIUM STILE ENTRANCES

METAL FINISHES

LINETEC 398A1851 DARK KETTLE BLACK

SEALANT TYPES

EXTERIOR - PECORA 890NST
INTERIOR - PECORA AC-20+

STRUCTURE BY OTHERS

THE BUILDING STRUCTURE AND COMPONENTS THEREOF MUST BE CAPABLE OF SAFELY CARRYING THE LOADS IMPOSED UPON IT BY THE SYSTEMS DETAILED, INCLUDING BUT NOT LIMITED TO DEAD LOADS OF THE SYSTEMS, WIND LOADINGS, THERMAL LOADINGS, SEISMIC LOADINGS, SNOW LOADINGS AND LIVE LOADINGS.

NOTES:

THESE SHOP DRAWINGS HAVE BEEN PREPARED BASED ON ARCHITECTURAL DRAWINGS: 100% C&S - 11.18.19

ENGINEERING

P.E. STRUCTURAL REVIEW INCLUDED: YES NO

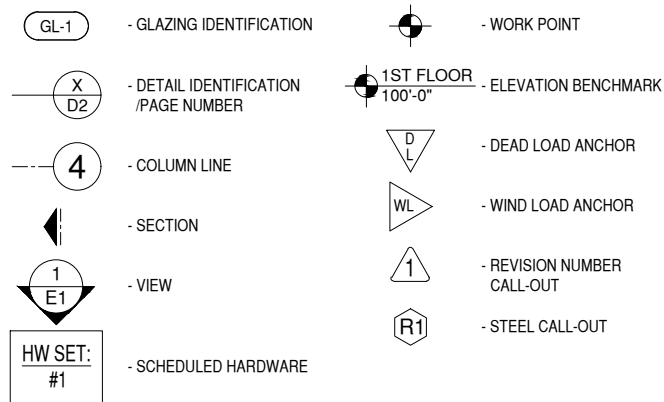
ENGINEERING NOTE:

THESE DRAWINGS HAVE BEEN PRELIMINARILY REVIEWED BY THE PROFESSIONAL ENGINEER FOR SYSTEM REINFORCEMENT, REACTION LOADS, AND NON-TYPICAL FASTENER DETAILS. FINAL ENGINEERING CALCULATIONS AND STAMP TO BE PROVIDED AFTER DRAWING APPROVAL. ALL INFORMATION IS SUBJECT TO CHANGE WITH ANY SYSTEM, SCOPE, DIMENSIONAL CHANGES, ETC.

ARCHITECT NOTE: PLEASE VERIFY ALL INFORMATION BELOW

DESIGN LOADS:	PER IBC 2015 / ASCE 7-10
BASIC WINDSPEED:	115 MPH
IMPORTANCE FACTOR:	1.0
EXPOSURE CATEGORY:	B
BUILDING HEIGHT:	325 FT
TYPICAL WINDLOAD:	25.7 PSF
CORNER WINDLOAD:	47.2 PSF
SNOW LOADS:	-
ALLOWABLE DEFLECTION:	- L/175 (SPAN < 13'-6"), L/240+1/4" (SPAN >= 13'-6")

SYMBOLS



R.O. - ROUGH OPENING	N.T.S. - NOT TO SCALE
D.O. - DOOR OPENING	F.F. - FINISH FLOOR
D.L.O. - DAY LIGHT OPENING	V.I.F. - VERIFY IN FIELD
S.F.O. - STOREFRONT OPENING	DL - DEADLOAD
C.W.O. - CURTAINWALL OPENING	WL - WINDLOAD
G.S. - GLASS SIZE	E.O.G. - EDGE OF GLASS
F.S. - FRAME SIZE	T/O - TOP OF
W.P. - WORK POINT	B/O - BOTTOM OF
CL - CENTER LINE	REF. - REFERENCE

SHEET INDEX

C1 THRU C2	COVER SHEET
H1 THRU H2	HARDWARE SCHEDULE
P1 THRU P6	FLOOR PLANS
E1 THRU E29	ELEVATIONS
R1	REINFORCEMENT DETAILS
D1 THRU D77	DETAILS
AN1 THRU AN9	ANCHOR DETAILS

DIMENSION VERIFICATION

FIELD VERIFIED:
GUARANTEED DIMENSIONS:

DRAWING NOTES

- MP DRAFTING & DESIGN AND THE CUSTOMER WILL ASSUME NO RESPONSIBILITY FOR ERRORS RESULTING FROM THE USE OF THESE DRAWINGS BY OTHER TRADES.
- FINAL APPROVAL BY THE GENERAL CONTRACTOR CONSTITUTES ACCEPTANCE OF ALL DEVIATIONS TO THE CONTRACT DOCUMENTS MADE BY MP DRAFTING & DESIGN AND THE CUSTOMER IN THESE DRAWINGS.
- THESE DRAWINGS REPRESENT MP DRAFTING'S AND THE CUSTOMER'S INTERPRETATION OF THE APPLICATION OF PRODUCTS TO THIS PROJECT IN FUNCTIONAL COMPLIANCE WITH THE ARCHITECT'S DRAWINGS AND SPECIFICATION. IT IS IMPORTANT THAT THIS INTERPRETATION BE REVIEWED DIMENSIONALLY AND FUNCTIONALLY WITH RESPECT TO ACTUAL ARCHITECT'S INTENT, INTERFACING CONDITIONS, MATERIAL AND JOB SITE CONDITIONS.
- ALL DIMENSIONS SHALL BE FIELD VERIFIED AND/OR APPROVED BY THE GENERAL CONTRACTOR PRIOR TO GLASS ORDERING AND FABRICATION. MP DRAFTING & DESIGN AND THE CUSTOMER WILL ASSUME NO RESPONSIBILITY FOR DIMENSIONAL ERRORS OR CHANGES RESULTING FROM FIELD CORRECTIONS.
- PROJECT MATERIALS MUST BE PROTECTED IMMEDIATELY FROM STAINING BY WET CARDBOARD PAPER AND FROM THE ACTION OF HARSH ALKALIS AND SAND IN CONCRETE, STUCCO, MORTAR OR PLASTER. THE SETTING OF THE PROJECT MATERIALS REQUIRES THE GENERAL CONTRACTOR TO CLOSELY SUPERVISE OTHER TRADES SO AS TO PREVENT MARRING OR DISCOLORATION FROM ANY CAUSE.
- ALL SEALANT JOINTS SHOULD BE SEALED WATERTIGHT FOLLOWING THE SEALANT MANUFACTURER'S RECOMMENDATIONS AS TO SIZE, METHOD OF APPLICATION AND COMPATIBILITY WITH ADJOINING MATERIALS.
- ALL FRAMING SYSTEMS SHALL BE FABRICATED & INSTALLED PER THE MANUFACTURER'S INSTRUCTIONS.
- THE ROUGH OPENINGS PROVIDED MUST BE SQUARE AND WITHIN SPECIFIED BUILDING TOLERANCES.
- PERIMETER SUBSTRATE MUST BE CAPABLE OF WITHSTANDING REACTION FORCES IMPOSED BY DESIGN LOADS.
- ALL FASTENING INFORMATION TO BE VERIFIED ON SITE BY CUSTOMER FOR VARIATION FROM SHOP DRAWINGS. ALL FASTENERS SHOWN FOR REFERENCE ONLY UNLESS SPECIFICALLY CALLED OUT BY PROFESSIONAL ENGINEER.
- LAWS AND BUILDING AND SAFETY CODES GOVERNING THE DESIGN AND USE OF GLAZING ENTRANCE, WINDOW AND CURTAIN WALL PRODUCTS VARY WIDELY. MP DRAFTING & DESIGN AND THE CUSTOMER DOES NOT CONTROL THESE SELECTION OF PRODUCT CONFIGURATIONS, OPERATING HARDWARE OR GLAZING MATERIALS AND ASSUMES NO RESPONSIBILITY.
- SEE CUSTOMER'S QUOTATION FOR ANY EXCLUDED ITEMS NOT NOTED WITHIN.

PROPRIETARY NOTICE:
THIS DRAWING SHEET AND CONTENTS HEREIN ARE PROPERTY OF MP DRAFTING & DESIGN AND ITS CUSTOMERS. USE OF THESE DRAWINGS, ITS CONTENT AND DESIGN CONCEPTS ARE INTENDED FOR THE USE OF THE INTENDED RECIPIENT. MP DRAFTING & DESIGN AND ITS CUSTOMERS ARE NOT RESPONSIBLE FOR USE BY OTHER PARTIES.

REVISIONS

REV	DESCRIPTION	DATE	BY
0	1ST SUBMITTAL	10.28.19	KMR
1	REVISED TO MATCH EMBED SUBMITTAL	01.24.20	MCH
2	2ND SUBMITTAL	04.07.20	MCH
3	3RD SUBMITTAL - FIELD USE	05.01.20	TEP/JUG
4	REVISED HEAD AND INT. ANCHORS	07.22.20	JUG
5	REVISED HARDWARE SCHEDULES AND DOORS	10.12.20	JUG

PROJECT 125

100 WEST WORTHINGTON AVE. CHARLOTTE, NC 28203

TUBELITE TRADITIONAL CURTAINWALL SYSTEMS SHOP DRAWINGS

TUBELITE

DEPENDABLE
LEADERS IN ECO-EFFICIENT STOREFRONT,
CURTAINWALL AND ENTRANCE SYSTEMS

3056 Walker Ridge Drive N.W.
Walker, Michigan 49544
Phone: 1-800-866-2227
www.tubeliteinc.com



More recycled content, eco-efficient finishes
2011 © All Rights Reserved

GLAZING
CONTRACTOR

999 STREET, ST
CITY, STATE 99999

PH: 999.999.9999

STEEL SCHEDULE

- | | | |
|---|---|---|
| A | (2) 3/4" X 4" A36 STEEL BAR, 96" LONG | 3 |
| B | 1/2" X 4" A36 STEEL BAR, 60" LONG | |
| C | (2) 3/4" X 4" A36 STEEL BAR, 84" LONG | |
| D | (2) 3/4" X 4" A36 STEEL BAR, 132" LONG | |
| E | (2) 3/4" X 4" A36 STEEL BAR, 108" LONG | |
| F | (2) 3/4" X 4" A36 STEEL BAR, 120" LONG | |
| G | (2) 3/4" X 4" A36 STEEL BAR, 54" LONG- CENTERED ON CLIP | |
| H | (2) 3/4" X 4" A36 STEEL BAR, 48" LONG | |
| J | 1/2" X 4" A36 STEEL BAR, 48" LONG" | |

MP drafting
& design

www.MPDRAFTING.com

P: 248.522.7096

F: 248.522.7030

ARCHITECT:

RULE JOY TRAMMELL RUBIO
ARCHITECTURE/INTERIOR DESIGN

300 GALLERIA PARKWAY SUITE 740
ATLANTA, GA 30339
P: 770.661.1492
F: 770.661.1493

ARCHITECT NOTE:
ALL NOTES REQUESTING VERIFICATION,
CONFIRMATION, OR INFORMATION THAT ARE
NOT ANSWERED ARE ASSUMED TO BE
CORRECT AS SHOWN ON THESE DRAWINGS.

STAMPS/ SUBMITTALS:

REVISION	DATE
0	10.25.19
1	01.24.20
2	04.07.20
3 - FIELD USE	05.01.20
4	07.22.20
5	10.12.20

PROJECT NUMBER:

19-329

PROJECT NAME:

PROJECT 125

SHEET DESCRIPTION:

COVER SHEET

SHEET:

C2

HARDWARE SET #: AL-04

DOOR/ELEVATION: 122A-4/E3, 117C-20/E15, 117B-24/E17, 117A-25/E17, 121A-30/E20, 121B-34/E24, 117D-40/E28, 121E-31B/E21A				
DOOR SIZE: 6'-0" x 8'-0"				
QTY (EACH)	PART #	DESCRIPTION	FINISH	MANUFACTURER
2	7215 SET	PIVOT SET	626	IVE
4	7215 INT	INTERMEDIATE PIVOT	626	IVE
1	4900	DEADLATCH	628	ADA
1	4560-01 130	LEVER	628	ADA
1	20-062 ICX	MORTISE CYLINDER	626	SCH
-	BY OTHERS	PERMANENT CORE	-	-
2	9100HD-33" -STD	PUSH BAR	630	IVE
2	9264F 72" 56" 630 O 1 3/4"	DOOR PULL	630	IVE
2	2034 BUMP	CONCEALED CLOSER	689	LCN
2	FS441	FLOOR STOP	626	IVE
1	BY ALUM FRAME MANUFACTURE	SEAL	-	TUB
1	BY ALUM FRAME MANUFACTURE	MEETING STILE	-	TUB
2	BY ALUM FRAME MANUFACTURE	DOOR SWEEP	628	TUB
1	566A-72" X 223	THRESHOLD	-	ZER

HARDWARE SET #: 03A

DOOR/ELEVATION: 110B-35/E25, 113-35/E25				
DOOR SIZE: 3'-0" x 8'-0", 3'-6" x 8'-0"				
QTY (EACH)	PART #	DESCRIPTION	FINISH	MANUFACTURER
1	112XY 95" TWP	CONT. HINGE	628	IVE
1	35A-NL-OP 4' 388 STD (113)	EXIT DEVICE	626	VON
1	20-057 ICX (113)	RIM CYLINDER	626	SCH
-	BY OTHERS	PERMANENT CORE	-	-
1	M490P 12/24 VDC	MAGNETIC LOCK	628	SCH
1	621AL-EX	REQUEST EXIT BUTTON	628	SCH
1	SCAN II-B	MOTION SENSOR	-	SCH
1	PR 9264F 36" 20" 630 O 1 3/4"	DOOR PULL	630	IVE
1	9100HD-33" -STD (110B)	PUSH BAR	630	IVE
1	1461 CUSH	SURFACE CLOSER	689	LCN
1	1460-18PA	DROP PLATE	689	LCN
1	1460-61	SPACER	689	LCN
1	1460-30	SHOE	689	LCN
1	142AA X 40" (110B)	DRIP CAP	-	ZER
1	142AA X 36" (113)	DRIP CAP	-	ZER
1	BY ALUM FRAME MANUFACTURE	SEAL	-	TUB
1	BY ALUM FRAME MANUFACTURE	DOOR SWEEP	628	TUB
1	566A-36" X 223 (110B)	THRESHOLD	-	ZER
1	566A-42" X 223 (113)	THRESHOLD	-	ZER

HARDWARE SET #: AL-07

DOOR/ELEVATION: 107-9/E8, 101B,101C-7/E6				
DOOR SIZE: 3'-0" x 8'-5 3/8" 5				
QTY (TOTAL)	PART #	DESCRIPTION	FINISH	MANUFACTURER
3	7215 SET	PIVOT SET	626	IVE
6	7215 INT	INTERMEDIATE PIVOT	626	IVE
3	M490P 12/24 VDC	MAGNETIC LOCK	628	SCH
3	621AL-EX	REQUEST EXIT BUTTON	628	SCH
2	4642 (101B, 107)	AUTOMATIC DOOR OPERATOR	628	LCN
2	2034 BUMP (101C)	CONCEALED CLOSER	689	LCN
4	8310-853 (101B, 107)	ACTUATOR	630	LCN
3	SCAN II-B	MOTION SENSOR	-	SCH
2	WIKK BPR8SMAINSPCDB (101B, 107)	BOLLARD POST	690	WIK
-	BY SECURITY VENDOR	POWER SUPPLY	-	-
3	PR 9264F-36"-20"-630-N-1-3/4"	DOOR PULL	630	IVE
3	FS441	FLOOR STOP	626	IVE
3	BY ALUM FRAME MANUFACTURE	SEAL	-	TUB
3	BY ALUM FRAME MANUFACTURE	DOOR SWEEP	628	TUB
3	566A - 36" x 223	THRESHOLD	-	ZER
1	BY SECURITY	CARD READER	-	-

ARCHITECT NOTE:
ARCHITECT/GC TO VERIFY ALL
AUTO OPERATOR HARDWARE,
FUNCTION AND SWITCH POSITION.



5

HARDWARE SET #: AL-05 NO
LONGER IN SCOPE 5

HARDWARE SET #: AL-02 NO
LONGER IN SCOPE 2

NOTE:
A/E/GC VERIFY ALL DOOR OPENING SIZES
AND HARDWARE REQUIREMENTS. 2

**GLAZING
CONTRACTOR**

999 STREET, ST
CITY, STATE 99999
PH: 999.999.9999



www.MPDRAFTING.com
P: 248.522.7096
F: 248.522.7030

ARCHITECT:

RULE JOY TRAMMELL RUBIO
ARCHITECTURE/INTERIOR DESIGN

300 GALLERIA PARKWAY SUITE 740
ATLANTA, GA 30339
P: 770.661.1492
F: 770.661.1493

ARCHITECT NOTE:
ALL NOTES REQUESTING VERIFICATION,
CONFIRMATION, OR INFORMATION THAT ARE
NOT ANSWERED ARE ASSUMED TO BE
CORRECT AS SHOWN ON THESE DRAWINGS.

**STAMPS/
SUBMITTALS:**

REVISION	DATE
0	10.25.19
1	01.24.20
2	04.07.20
3 - FIELD USE	05.01.20
4	07.22.20
5	10.12.20

PROJECT NUMBER:
19-329

PROJECT NAME:
PROJECT 125

SHEET DESCRIPTION:
HARDWARE SCHEDULE

SHEET:
H1

HARDWARE SET #: AL-03

DOOR/ELEVATION: 131B - 42/E29				
DOOR SIZE: 6'-0" x 7'-9 3/4"				
QTY (EACH)	PART #	DESCRIPTION	FINISH	MANUFACTURER
2	7215 SET	PIVOT SET	626	IVE
4	7215 INT	INTERMEDIATE PIVOT	626	IVE
1	PR 9264F 72" 56" 630 O 1 3/4"	DOOR PULL	630	IVE
1	2811 DD72 MPDD STD/OP RHR (ACTIVE)	AUTOMATIC DOOR OPERATOR	628	LCN
1	2811 COMPANION LHR (INACTIVE)	AUTOMATIC DOOR OPERATOR	628	LCN
2	8310-853	ACTUATOR	630	LCN
1	SCAN II-B	MOTION SENSOR	-	SCH
1	621AL-EX	REQUEST EXIT BUTTON	628	SCH
-	BY SECURITY VENDOR	POWER SUPPLY	-	-
2	FS441	FLOOR STOP	626	IVE
1	BY ALUM FRAME MANUFACTURE	SEAL	-	TUB
1	BY ALUM FRAME MANUFACTURE	MEETING STILE	-	TUB



ARCHITECT NOTE:
ARCHITECT/GC TO VERIFY ALL
AUTO OPERATOR HARDWARE,
FUNCTION AND SWITCH POSITION.

5

HARDWARE SET #: AL-09

DOOR/ELEVATION: 131A - 41/E29				
DOOR SIZE: 6'-0" x 7'-9 3/4"				
QTY (EACH)	PART #	DESCRIPTION	FINISH	MANUFACTURER
2	7215 SET	PIVOT SET	626	IVE
4	7215 INT	INTERMEDIATE PIVOT	626	IVE
1	M492P 12/24 VDC	MAGNETIC LOCK	628	SCH
1	621AL-EX	REQUEST EXIT BUTTON	628	SCH
1	4642 (ACTIVE LEAF)	AUTOMATIC DOOR OPERATOR	628	LCN
1	ST3066 COMPANION (INACTIVE LEAF)	AUTOMATIC DOOR OPERATOR	628	LCN
2	8310-853	ACTUATOR	630	LCN
1	SCAN II-B	MOTION SENSOR	-	SCH
-	BY SECURITY VENDOR	POWER SUPPLY	-	-
2	PR 9264F-72"-56"-630-N-1-3/4"	DOOR PULL	630	IVE
2	FS441	FLOOR STOP	626	IVE
1	BY ALUM FRAME MANUFACTURE	SEAL	-	B/O
1	BY ALUM FRAME MANUFACTURE	MEETING STILE	-	B/O
1	656A - 72" x 223	THRESHOLD	-	ZER
1	BY SECURITY	CARD READER	-	-



ARCHITECT NOTE:
ARCHITECT/GC TO VERIFY ALL
AUTO OPERATOR HARDWARE,
FUNCTION AND SWITCH POSITION.

5

GLAZING CONTRACTOR

999 STREET, ST
CITY, STATE 99999
PH: 999.999.9999



www.MPDRAFTING.com
P: 248.522.7096
F: 248.522.7030

ARCHITECT:

RULE JOY TRAMMELL RUBIO
ARCHITECTURE/INTERIOR DESIGN
300 GALLERIA PARKWAY SUITE 740
ATLANTA, GA 30339
P: 770.661.1492
F: 770.661.1493

ARCHITECT NOTE:
ALL NOTES REQUESTING VERIFICATION,
CONFIRMATION, OR INFORMATION THAT ARE
NOT ANSWERED ARE ASSUMED TO BE
CORRECT AS SHOWN ON THESE DRAWINGS.

STAMPS/ SUBMITTALS:

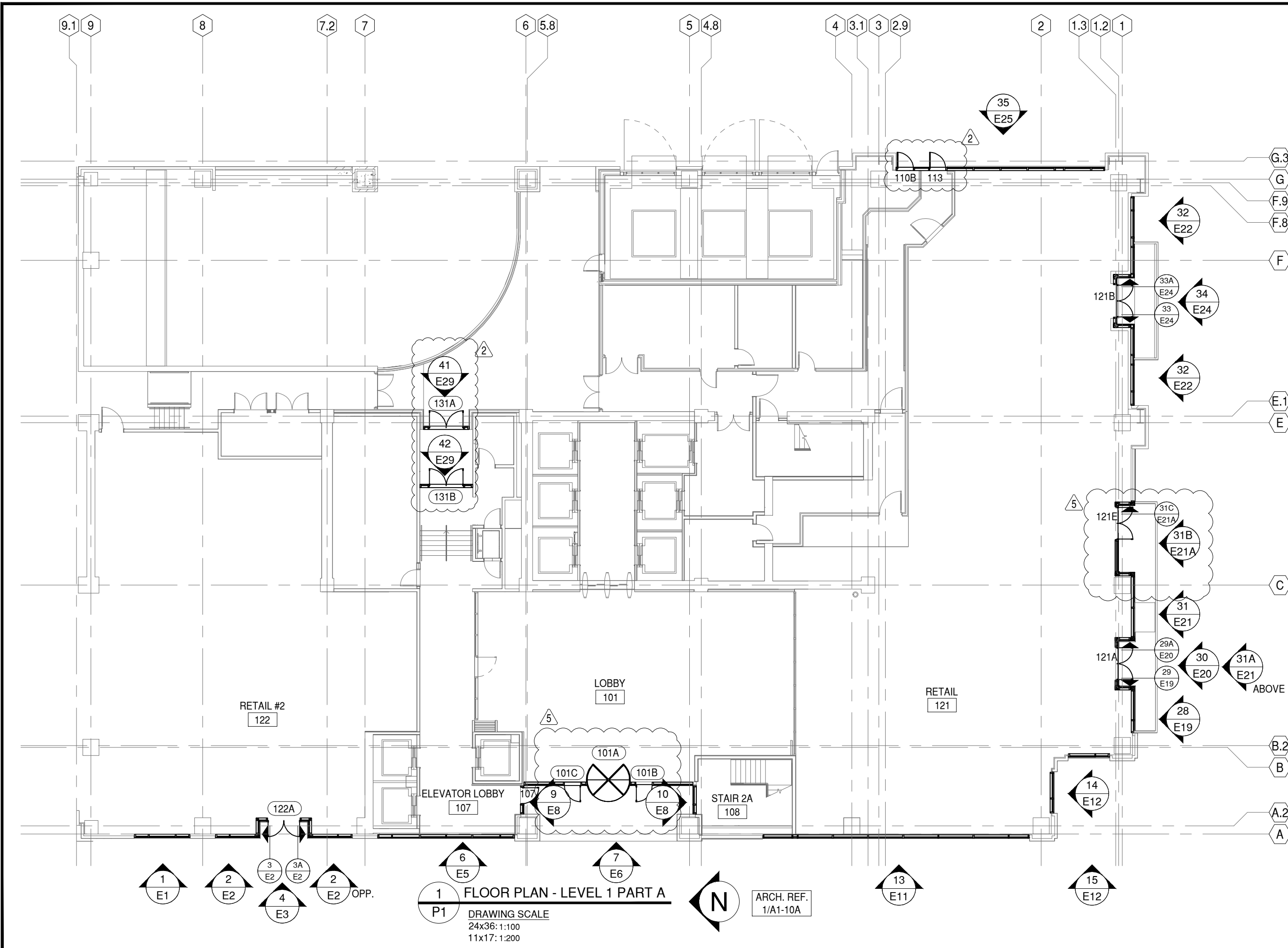
REVISION	DATE
0	10.25.19
1	01.24.20
2	04.07.20
3 - FIELD USE	05.01.20
4	07.22.20
5	10.12.20

PROJECT NUMBER:
19-329

PROJECT NAME:
PROJECT 125

SHEET DESCRIPTION:
HARDWARE SCHEDULE

SHEET:
H2



GLAZING CONTRACTOR

999 STREET, ST
CITY, STATE 99999
PH: 999.999.9999



www.MPDRAFTING.com
P: 248.522.7096
F: 248.522.7030

ARCHITECT:

RULE JOY TRAMMELL RUBIO
ARCHITECTURE/INTERIOR DESIGN
300 GALLERIA PARKWAY SUITE 740
ATLANTA, GA 30339
P: 770.661.1492
F: 770.661.1493

ARCHITECT NOTE:
ALL NOTES REQUESTING VERIFICATION,
CONFIRMATION, OR INFORMATION THAT ARE
NOT ANSWERED ARE ASSUMED TO BE
CORRECT AS SHOWN ON THESE DRAWINGS.

STAMPS/ SUBMITTALS:

REVISION	DATE
0	10.25.19
1	01.24.20
2	04.07.20
3 - FIELD USE	05.01.20
4	07.22.20
5	10.12.20

PROJECT NUMBER:
19-329

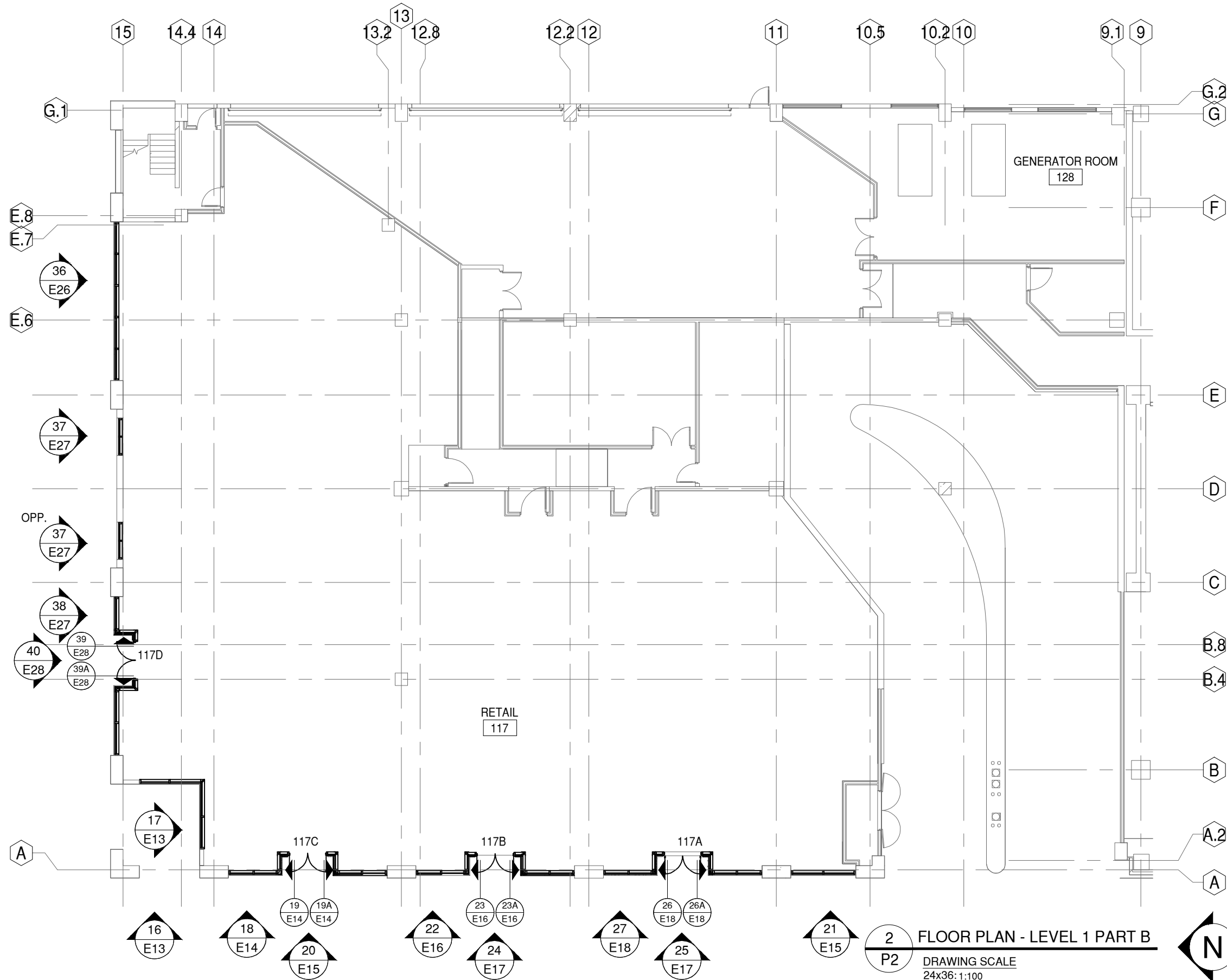
PROJECT NAME:
PROJECT 125

SHEET DESCRIPTION:
PLAN VIEW

SHEET:
P1

1 FLOOR PLAN - LEVEL 1 PART A
DRAWING SCALE
24x36: 1:100
11x17: 1:200

ARCH. REF.
1/A1-10A



GLAZING CONTRACTOR

999 STREET, ST
CITY, STATE 99999
PH: 999.999.9999



www.MPDRAFTING.com
P: 248.522.7096
F: 248.522.7030

ARCHITECT:

RULE JOY TRAMMELL RUBIO
ARCHITECTURE/INTERIOR DESIGN

300 GALLERIA PARKWAY SUITE 740
ATLANTA, GA 30339
P: 770.661.1492
F: 770.661.1493

ARCHITECT NOTE:
ALL NOTES REQUESTING VERIFICATION,
CONFIRMATION, OR INFORMATION THAT ARE
NOT ANSWERED ARE ASSUMED TO BE
CORRECT AS SHOWN ON THESE DRAWINGS.

STAMPS/ SUBMITTALS:

REVISION	DATE
0	10.25.19
1	01.24.20
2	04.07.20
3 - FIELD USE	05.01.20
4	07.22.20
5	10.12.20

PROJECT NUMBER:
19-329

PROJECT NAME:
PROJECT 125

SHEET DESCRIPTION:
PLAN VIEW

SHEET:
P2

ARCH. REF.
1/A1-10B

GLAZING CONTRACTOR

999 STREET, ST
CITY, STATE 99999
PH: 999.999.9999



www.MPDRAFTING.com
P: 248.522.7096
F: 248.522.7030

ARCHITECT:

RULE JOY TRAMMELL RUBIO
ARCHITECTURE/INTERIOR DESIGN

300 GALLERIA PARKWAY SUITE 740
ATLANTA, GA 30339
P: 770.661.1492
F: 770.661.1493

ARCHITECT NOTE:
ALL NOTES REQUESTING VERIFICATION,
CONFIRMATION, OR INFORMATION THAT ARE
NOT ANSWERED ARE ASSUMED TO BE
CORRECT AS SHOWN ON THESE DRAWINGS.

STAMPS/ SUBMITTALS:

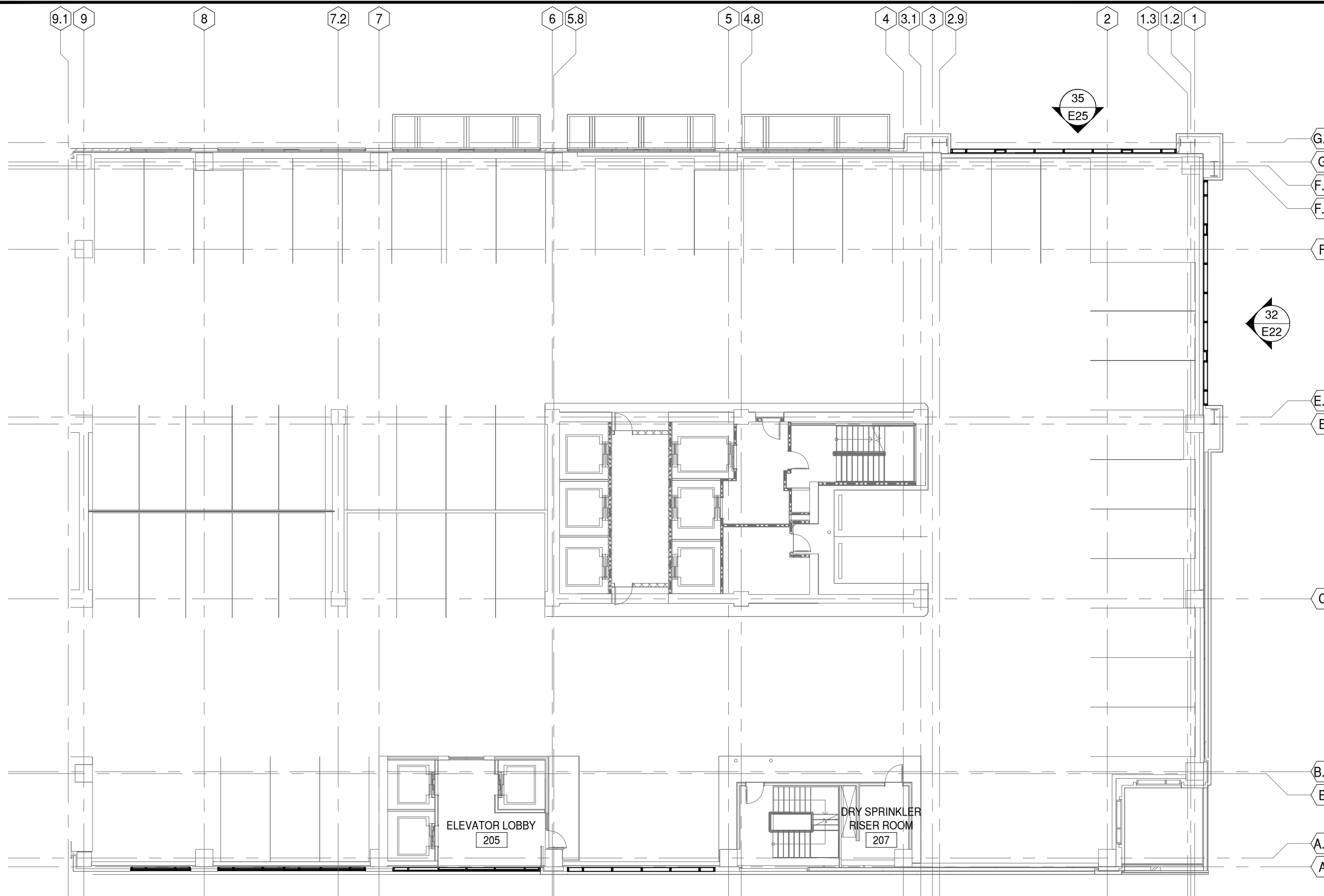
REVISION	DATE
0	10.25.19
1	01.24.20
2	04.07.20
3 - FIELD USE	05.01.20
4	07.22.20
5	10.12.20

PROJECT NUMBER:
19-329

PROJECT NAME:
PROJECT 125

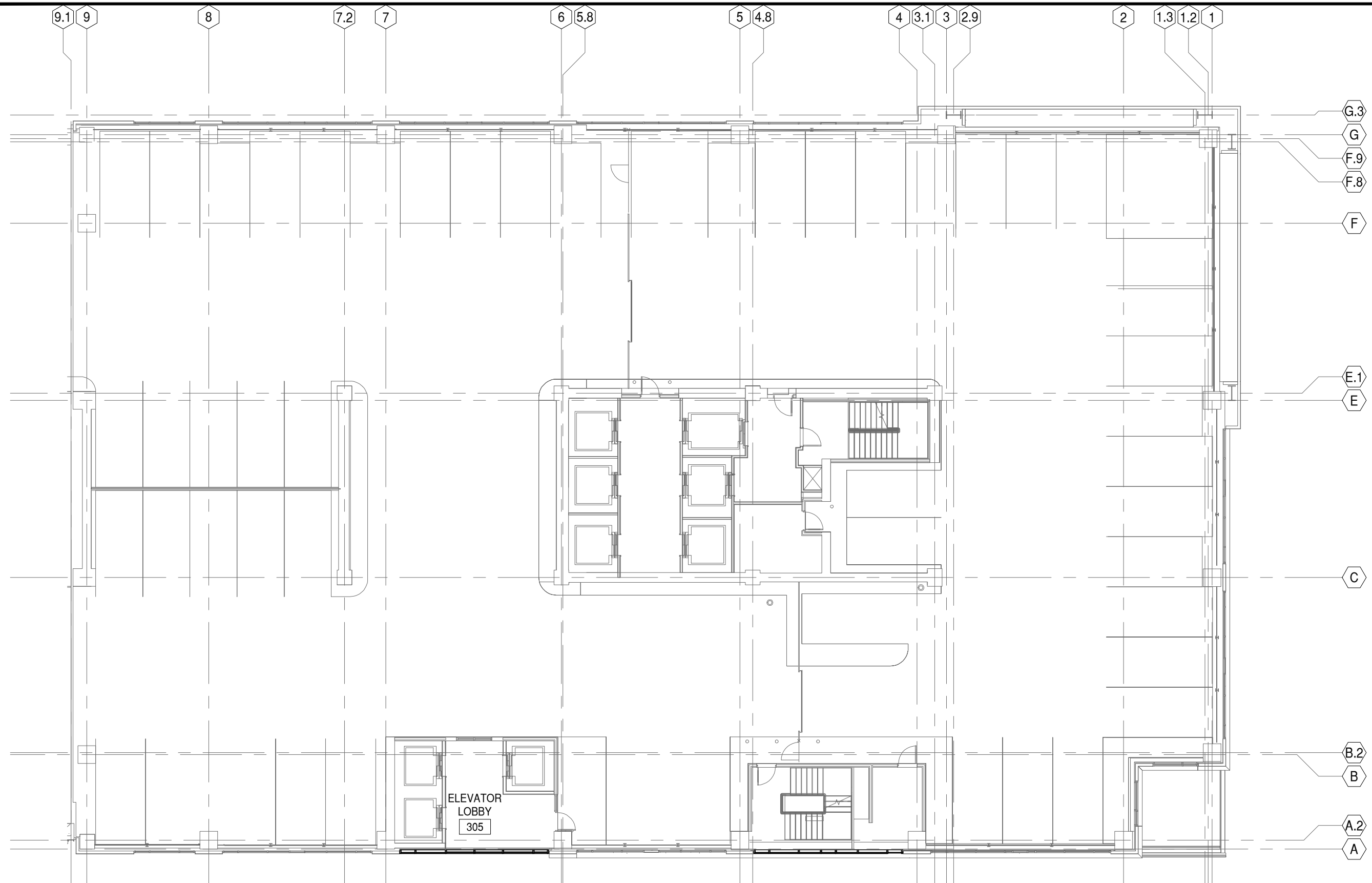
SHEET DESCRIPTION:
PLAN VIEW

SHEET:
P3



3 FLOOR PLAN - LEVEL 2 PART A
P3 DRAWING SCALE
24x36: 1:100
11x17: 1:200





GLAZING CONTRACTOR

999 STREET, ST
CITY, STATE 99999
PH: 999.999.9999

MP drafting
& design
www.MPDRAFTING.com
P: 248.522.7096
F: 248.522.7030

ARCHITECT:
RULE JOY TRAMMELL RUBIO
ARCHITECTURE/INTERIOR DESIGN
300 GALLERIA PARKWAY SUITE 740
ATLANTA, GA 30339
P: 770.661.1492
F: 770.661.1493
ARCHITECT NOTE:
ALL NOTES REQUESTING VERIFICATION,
CONFIRMATION, OR INFORMATION THAT ARE
NOT ANSWERED ARE ASSUMED TO BE
CORRECT AS SHOWN ON THESE DRAWINGS.

STAMPS/ SUBMITTALS:

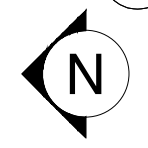
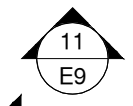
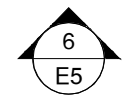
REVISION	DATE
0	10.25.19
1	01.24.20
2	04.07.20
3 - FIELD USE	05.01.20
4	07.22.20
5	10.12.20

PROJECT NUMBER:
19-329

PROJECT NAME:
PROJECT 125

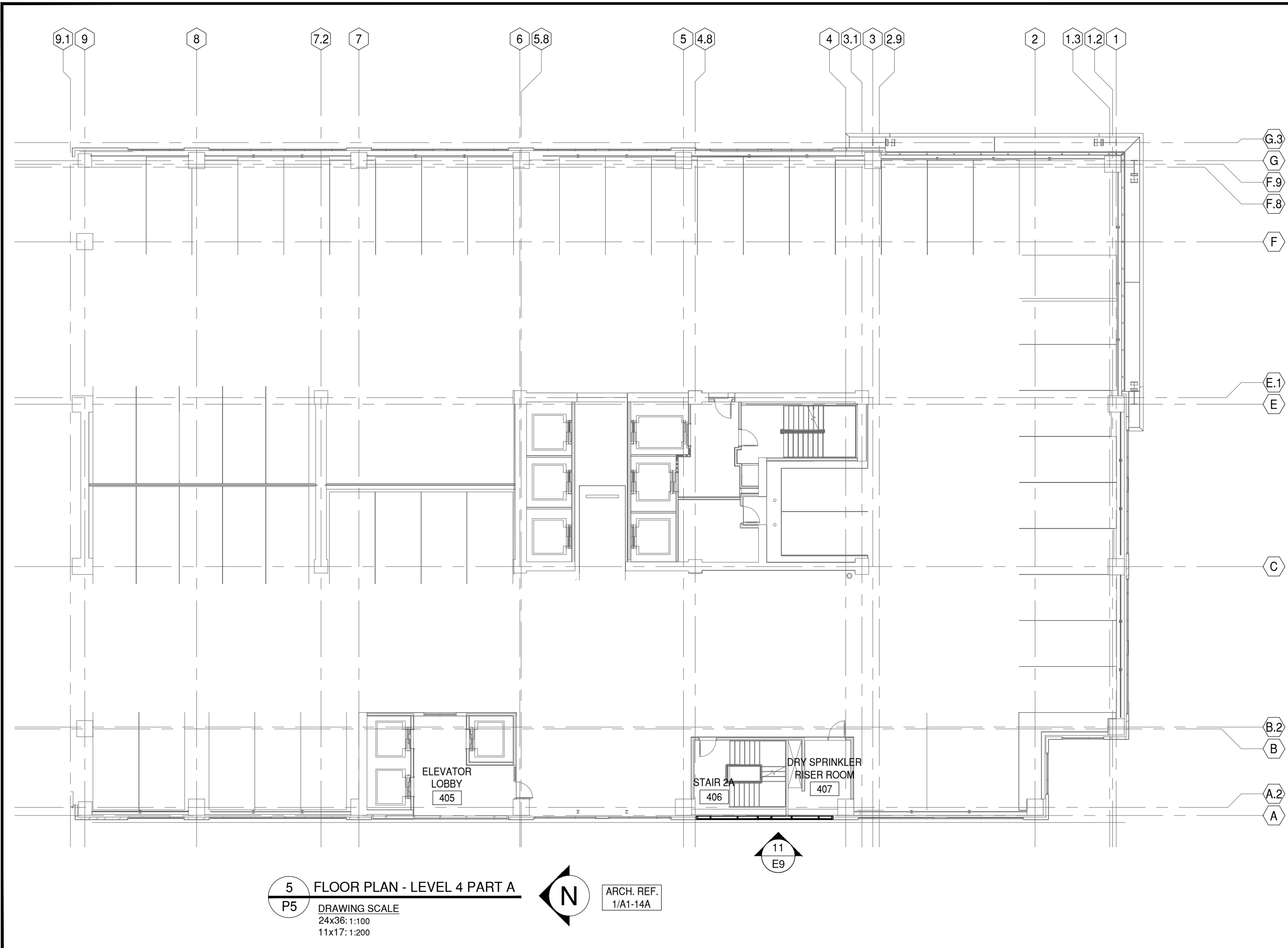
SHEET DESCRIPTION:
PLAN VIEW

SHEET:
P4



4 FLOOR PLAN - LEVEL 3 PART A
P4 DRAWING SCALE
24x36: 1:100
11x17: 1:200

ARCH. REF.
1/A1-13A



GLAZING CONTRACTOR

999 STREET, ST
CITY, STATE 99999
PH: 999.999.9999



www.MPDRAFTING.com
P: 248.522.7096
F: 248.522.7030

ARCHITECT:

RULE JOY TRAMMELL RUBIO
ARCHITECTURE/INTERIOR DESIGN
300 GALLERIA PARKWAY SUITE 740
ATLANTA, GA 30339
P: 770.661.1492
F: 770.661.1493

ARCHITECT NOTE:
ALL NOTES REQUESTING VERIFICATION,
CONFIRMATION, OR INFORMATION THAT ARE
NOT ANSWERED ARE ASSUMED TO BE
CORRECT AS SHOWN ON THESE DRAWINGS.

STAMPS/ SUBMITTALS:

REVISION	DATE
0	10.25.19
1	01.24.20
2	04.07.20
3 - FIELD USE	05.01.20
4	07.22.20
5	10.12.20


PROJECT NUMBER:
19-329

PROJECT NAME:
PROJECT 125

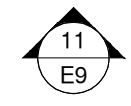
SHEET DESCRIPTION:
PLAN VIEW

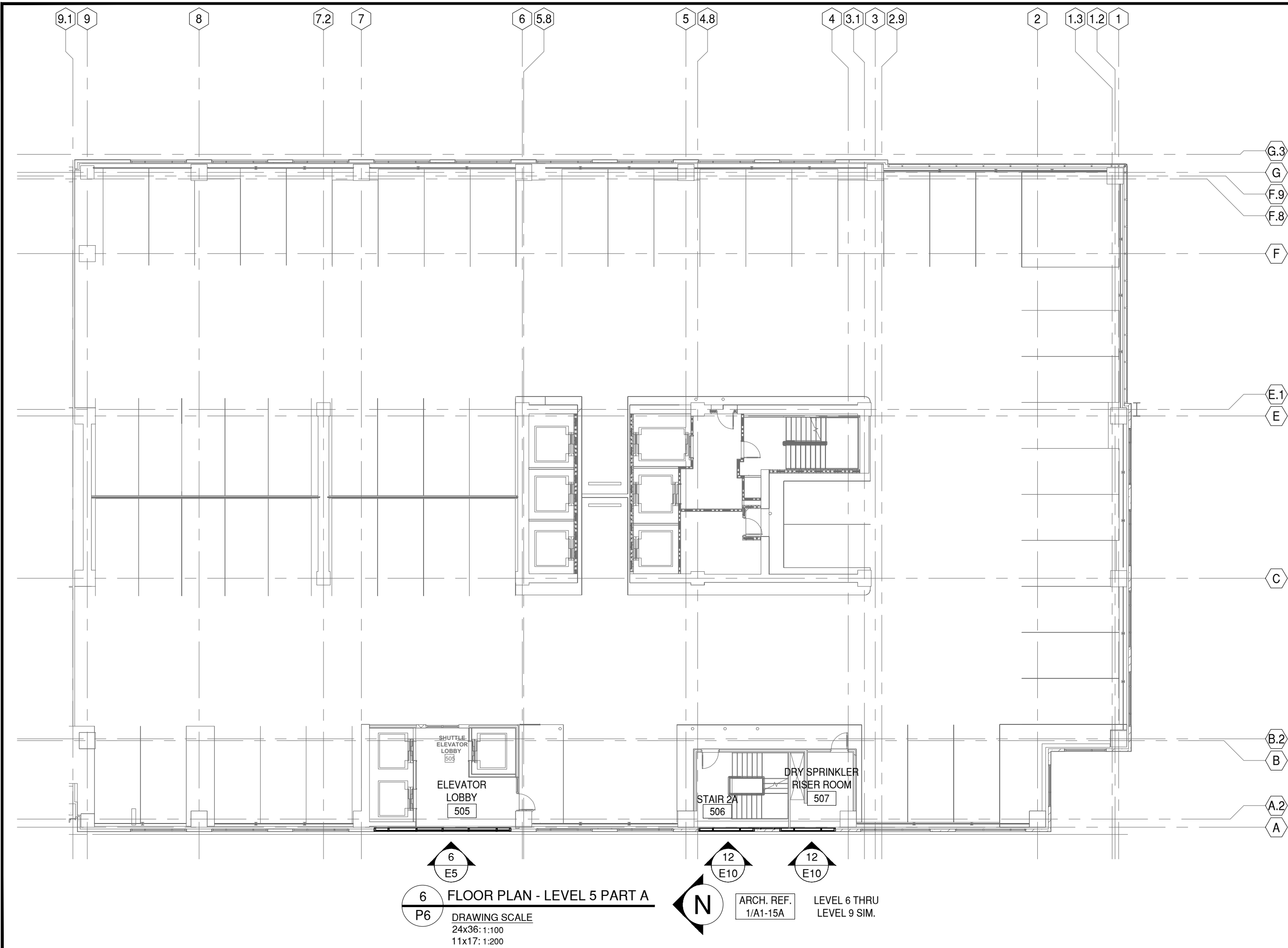
SHEET:
P5

5 FLOOR PLAN - LEVEL 4 PART A
P5 DRAWING SCALE
24x36: 1:100
11x17: 1:200



ARCH. REF.
1/A1-14A





GLAZING CONTRACTOR

999 STREET, ST
CITY, STATE 99999
PH: 999.999.9999



www.MPDRAFTING.com
P: 248.522.7096
F: 248.522.7030

ARCHITECT:

RULE JOY TRAMMELL RUBIO
ARCHITECTURE/INTERIOR DESIGN
300 GALLERIA PARKWAY SUITE 740
ATLANTA, GA 30339
P: 770.661.1492
F: 770.661.1493

ARCHITECT NOTE:
ALL NOTES REQUESTING VERIFICATION,
CONFIRMATION, OR INFORMATION THAT ARE
NOT ANSWERED ARE ASSUMED TO BE
CORRECT AS SHOWN ON THESE DRAWINGS.

STAMPS/ SUBMITTALS:

REVISION	DATE
0	10.25.19
1	01.24.20
2	04.07.20
3 - FIELD USE	05.01.20
4	07.22.20
5	10.12.20

PROJECT NUMBER:
19-329

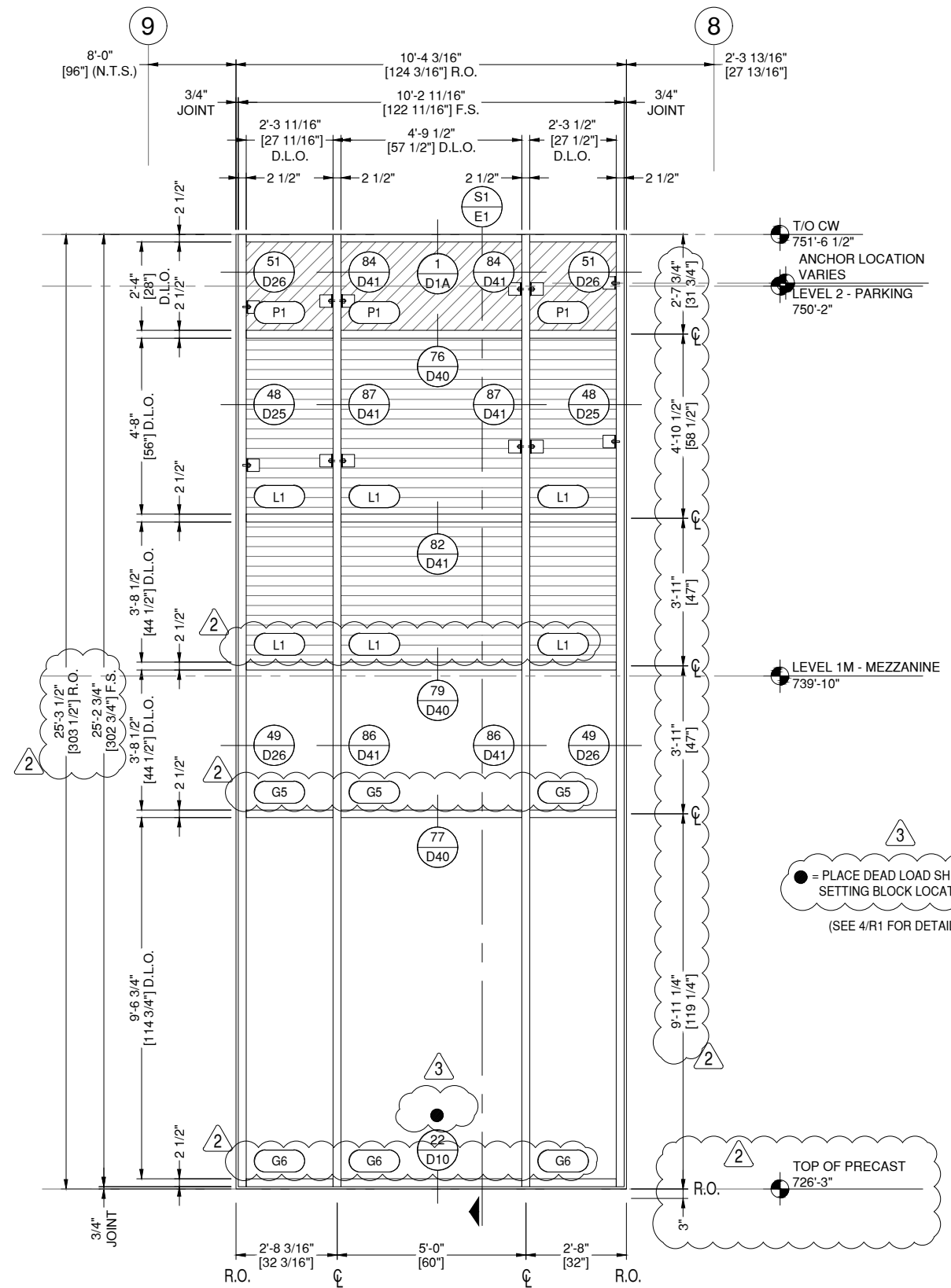
PROJECT NAME:
PROJECT 125

SHEET DESCRIPTION:
PLAN VIEW

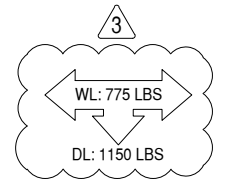
SHEET:
P6

6 FLOOR PLAN - LEVEL 5 PART A
P6 DRAWING SCALE
24x36: 1:100
11x17: 1:200

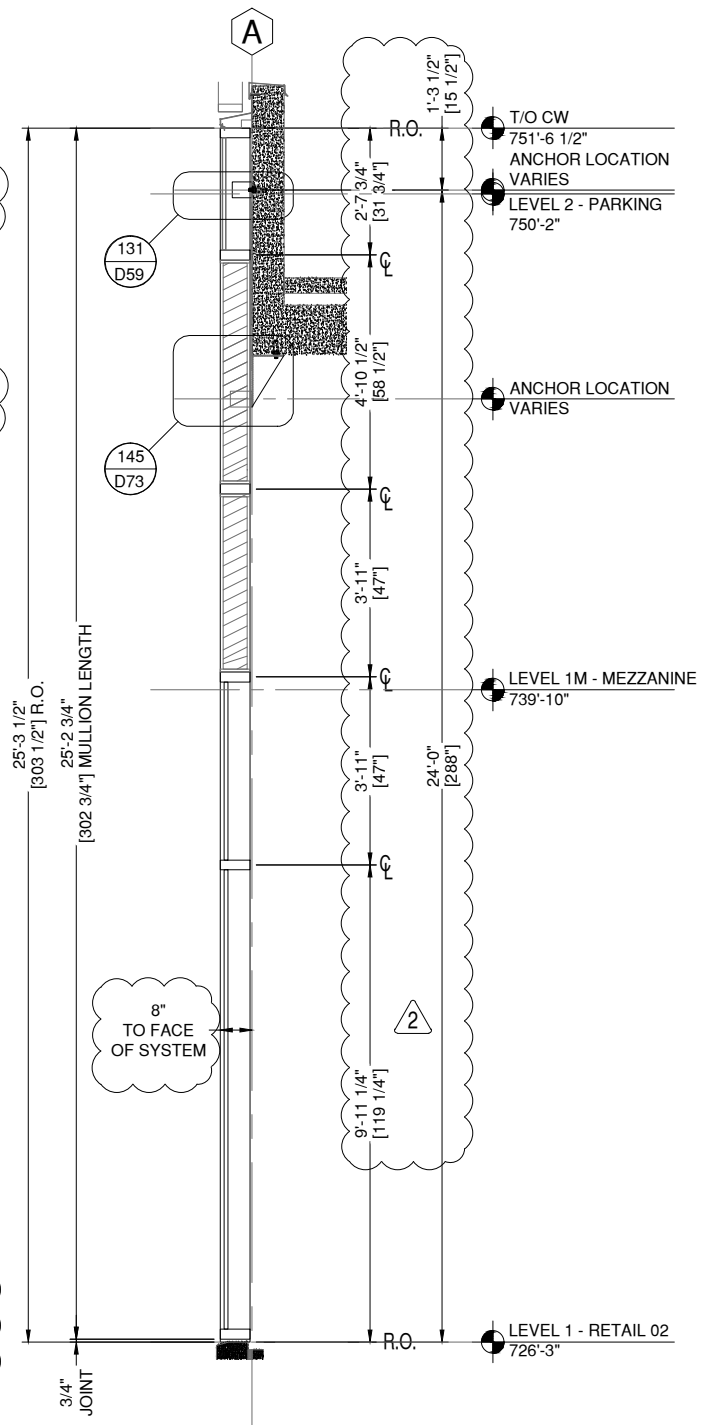
ARCH. REF. LEVEL 6 THRU LEVEL 9 SIM.
1/A1-15A



● = PLACE DEAD LOAD SHIMS AT SETTING BLOCK LOCATIONS
(SEE 4/R1 FOR DETAIL)



NOTE: ANTI-BUCKLING CLIPS REQUIRED AT 24" ON-CENTER STARTING 2" FROM THE END OF THE MULLION



1 ELEVATION WEST PART A - CW-1
E1 DRAWING SCALE
24x36: 1/2" = 1'-0"
11x17: 1/4" = 1'-0"

THUS REQ'D: 1
OPP REQ'D: 0
TOTAL REQ'D: 1
ARCH. REF.
2/A5-11B

2 TUBELITE 400SS SERIES CW
FINISH: LINETEC 398A1851 DARK KETTLE BLACK

S1 SECTION 1
E1 DRAWING SCALE
24x36: 1/2" = 1'-0"
11x17: 1/4" = 1'-0"
ARCH. REF.
1/A6-10B
SIM.

GLAZING CONTRACTOR

999 STREET, ST
CITY, STATE 99999
PH: 999.999.9999

MP drafting & design
www.MPDRAFTING.com
P: 248.522.7096
F: 248.522.7030

ARCHITECT:
RULE JOY TRAMMELL RUBIO
ARCHITECTURE/INTERIOR DESIGN
300 GALLERIA PARKWAY SUITE 740
ATLANTA, GA 30339
P: 770.661.1492
F: 770.661.1493
ARCHITECT NOTE:
ALL NOTES REQUESTING VERIFICATION,
CONFIRMATION, OR INFORMATION THAT ARE
NOT ANSWERED ARE ASSUMED TO BE
CORRECT AS SHOWN ON THESE DRAWINGS.

STAMPS/ SUBMITTALS:

REVISION	DATE
0	10.25.19
1	01.24.20
2	04.07.20
3 - FIELD USE	05.01.20
4	07.22.20
5	10.12.20

PROJECT NUMBER:
19-329

PROJECT NAME:
PROJECT 125

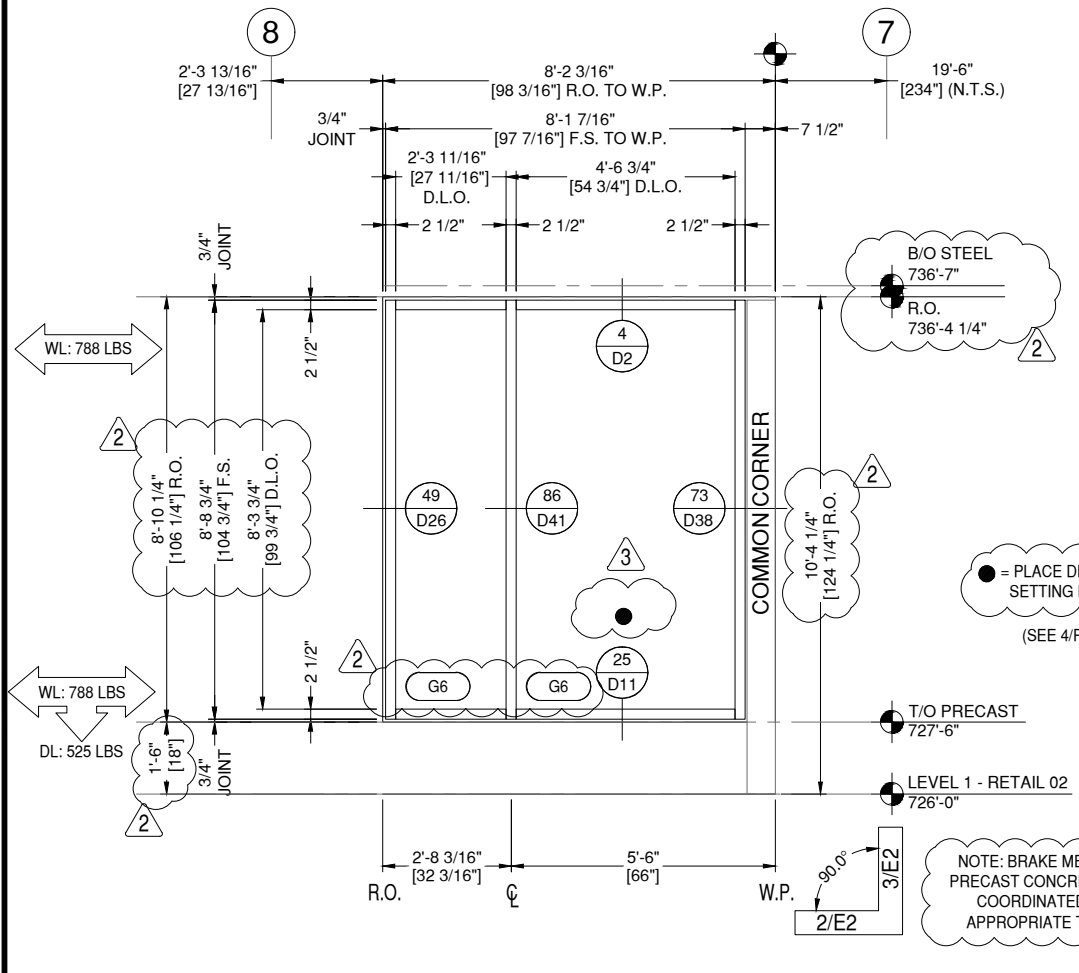
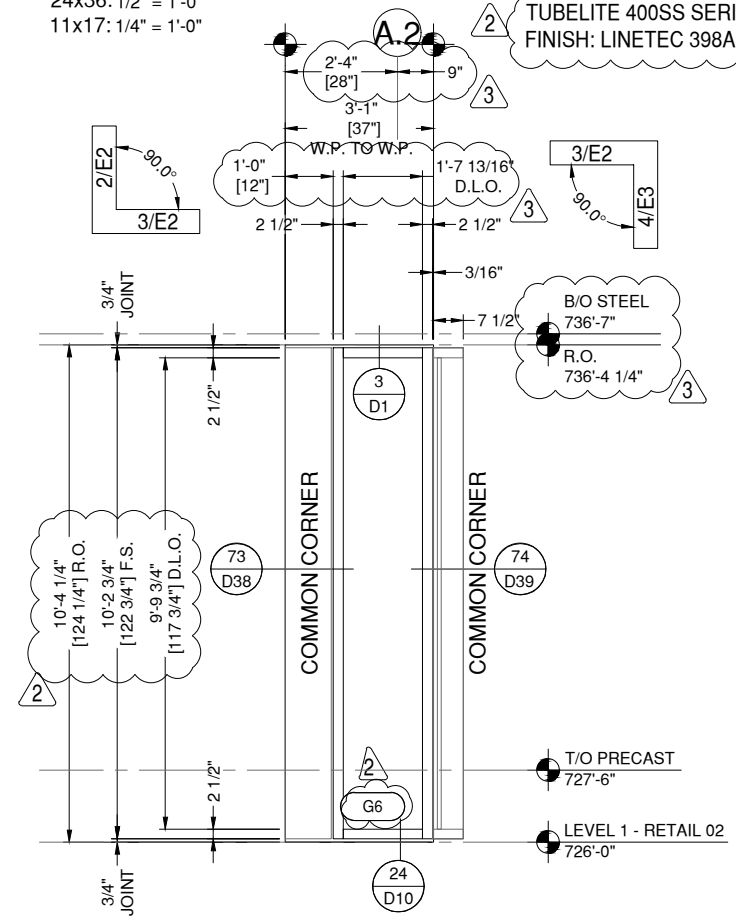
SHEET DESCRIPTION:
ELEVATIONS

SHEET:
E1

3 ELEVATION WEST PART A - CW-3
E2 DRAWING SCALE
 24x36: 1/2" = 1'-0"
 11x17: 1/4" = 1'-0"

THIS REQ'D: 1
 OPP REQ'D: 0
 TOTAL REQ'D: 1
 ARCH. REF.
 2/A5-11B
 TUBELITE 400SS SERIES CW
 FINISH: LINETEC 398A1851 DARK KETTLE BLACK

NOTE: ANTI-BUCKLING CLIPS
 REQUIRED AT 24" ON-CENTER
 STARTING 2" FROM THE END
 OF THE MULLION

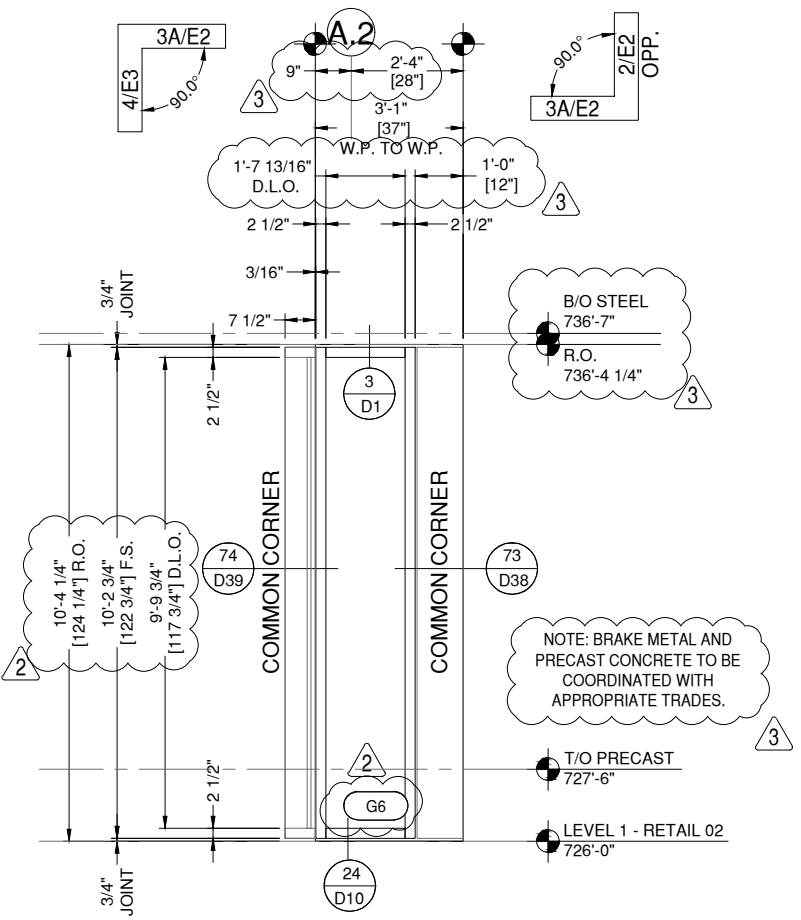


2 ELEVATION WEST PART A - CW-2
E2 DRAWING SCALE
 24x36: 1/2" = 1'-0"
 11x17: 1/4" = 1'-0"

THIS REQ'D: 1
 OPP REQ'D: 1
 TOTAL REQ'D: 2
 ARCH. REF.
 2/A5-11B
 TUBELITE 400SS SERIES CW
 FINISH: LINETEC 398A1851 DARK KETTLE BLACK

3A ELEVATION WEST PART A - CW-3
E2 DRAWING SCALE
 24x36: 1/2" = 1'-0"
 11x17: 1/4" = 1'-0"

THIS REQ'D: 1
 OPP REQ'D: 0
 TOTAL REQ'D: 1
 ARCH. REF.
 2/A5-11B
 TUBELITE 400SS SERIES CW
 FINISH: LINETEC 398A1851 DARK KETTLE BLACK



GLAZING CONTRACTOR

999 STREET, ST
 CITY, STATE 99999
 PH: 999.999.9999

MP drafting & design
 www.MPDRAFTING.com
 P: 248.522.7096
 F: 248.522.7030

ARCHITECT:
 RULE JOY TRAMMELL RUBIO
 ARCHITECTURE/INTERIOR DESIGN
 300 GALLERIA PARKWAY SUITE 740
 ATLANTA, GA 30339
 P: 770.661.1492
 F: 770.661.1493
 ARCHITECT NOTE:
 ALL NOTES REQUESTING VERIFICATION,
 CONFIRMATION, OR INFORMATION THAT ARE
 NOT ANSWERED ARE ASSUMED TO BE
 CORRECT AS SHOWN ON THESE DRAWINGS.

**STAMPS/
 SUBMITTALS:**

REVISION	DATE
0	10.25.19
1	01.24.20
2	04.07.20
3 - FIELD USE	05.01.20
4	07.22.20
5	10.12.20

PROJECT NUMBER:
19-329

PROJECT NAME:
PROJECT 125

SHEET DESCRIPTION:
ELEVATIONS

SHEET:
E2

GLAZING CONTRACTOR

999 STREET, ST
CITY, STATE 99999
PH: 999.999.9999



www.MPDRAFTING.com
P: 248.522.7096
F: 248.522.7030

ARCHITECT:

RULE JOY TRAMMELL RUBIO
ARCHITECTURE/INTERIOR DESIGN
300 GALLERIA PARKWAY SUITE 740
ATLANTA, GA 30339
P: 770.661.1492
F: 770.661.1493

ARCHITECT NOTE:
ALL NOTES REQUESTING VERIFICATION,
CONFIRMATION, OR INFORMATION THAT ARE
NOT ANSWERED ARE ASSUMED TO BE
CORRECT AS SHOWN ON THESE DRAWINGS.

STAMPS/ SUBMITTALS:

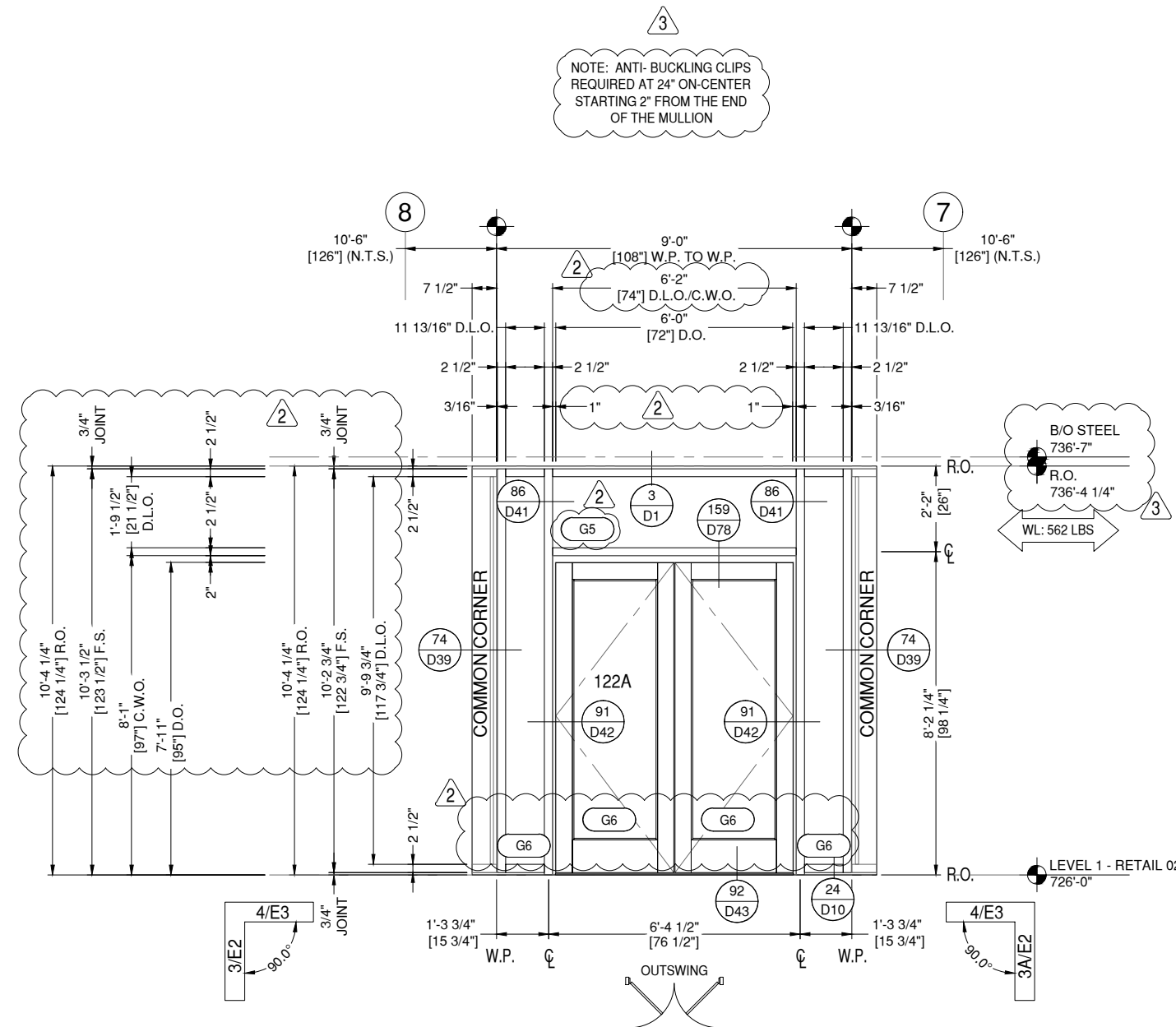
REVISION	DATE
0	10.25.19
1	01.24.20
2	04.07.20
3 - FIELD USE	05.01.20
4	07.22.20
5	10.12.20

PROJECT NUMBER:
19-329

PROJECT NAME:
PROJECT 125

SHEET DESCRIPTION:
ELEVATIONS

SHEET:
E3

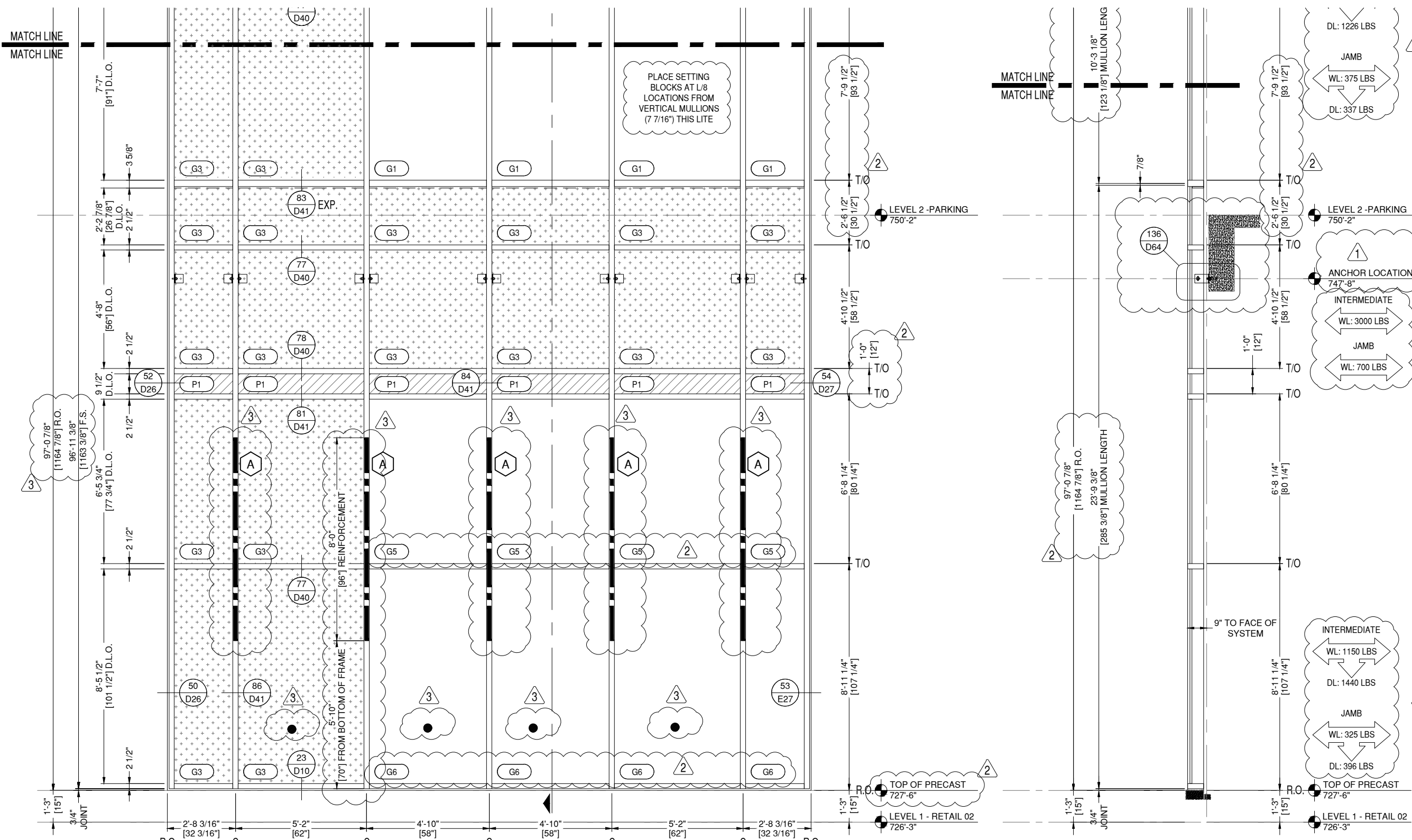


NOTE: ANTI-BUCKLING CLIPS
REQUIRED AT 24" ON-CENTER
STARTING 2" FROM THE END
OF THE MULLION

4 ELEVATION WEST PART A - CW-4
E3 DRAWING SCALE
24x36: 1/2" = 1'-0"
11x17: 1/4" = 1'-0"

THUS REQ'D: 1	ARCH. REF. 2/A5-11B	DOOR H.W. AL-04
OPP REQ'D: 0		
TOTAL REQ'D: 1		

2 TUBELITE 400SS SERIES CW
FINISH: LINETEC 398A1851 DARK KETTLE BLACK



REINFORCEMENT KEY

A (2) 3/4" X 4" A36 STEEL BAR, 96" LONG

NOTE: ANTI-BUCKLING CLIPS REQUIRED AT 24" ON-CENTER STARTING 2" FROM THE END OF THE MULLION AT LOCATIONS OF STEEL REINFORCEMENT. ANTI-BUCKLING CLIPS NOT REQUIRED, BUT BOTH SIDES OF MULLION MUST BE FASTENED TO STEEL AT 24" O.C.

THUS REQ'D: 1
OPP REQ'D: 0
TOTAL REQ'D: 1

ARCH. REF.
2/A5-11B

TUBELITE 400SS SERIES CW
FINISH: LINETEC 398A1851 DARK KETTLE BLACK
NOTE: ELEVATION CONTINUES ON SHEET E5A AND E5B

6 ELEVATION WEST PART A - CW-6
E5 DRAWING SCALE
24x36: 1/2" = 1'-0"
11x17: 1/4" = 1'-0"

S3 SECTION 3
E5 DRAWING SCALE
24x36: 1/2" = 1'-0"
11x17: 1/4" = 1'-0"

ARCH. REF.
2/A6-11B
NOTE: SECTION CONTINUES ON SHEET E5A AND E5B

GLAZING CONTRACTOR

999 STREET, ST
CITY, STATE 99999
PH: 999.999.9999



www.MPDRAFTING.com
P: 248.522.7096
F: 248.522.7030

ARCHITECT:
RULE JOY TRAMMELL RUBIO
ARCHITECTURE/INTERIOR DESIGN
300 GALLERIA PARKWAY SUITE 740
ATLANTA, GA 30339
P: 770.661.1492
F: 770.661.1493

ARCHITECT NOTE:
ALL NOTES REQUESTING VERIFICATION, CONFIRMATION, OR INFORMATION THAT ARE NOT ANSWERED ARE ASSUMED TO BE CORRECT AS SHOWN ON THESE DRAWINGS.

STAMPS/ SUBMITTALS:

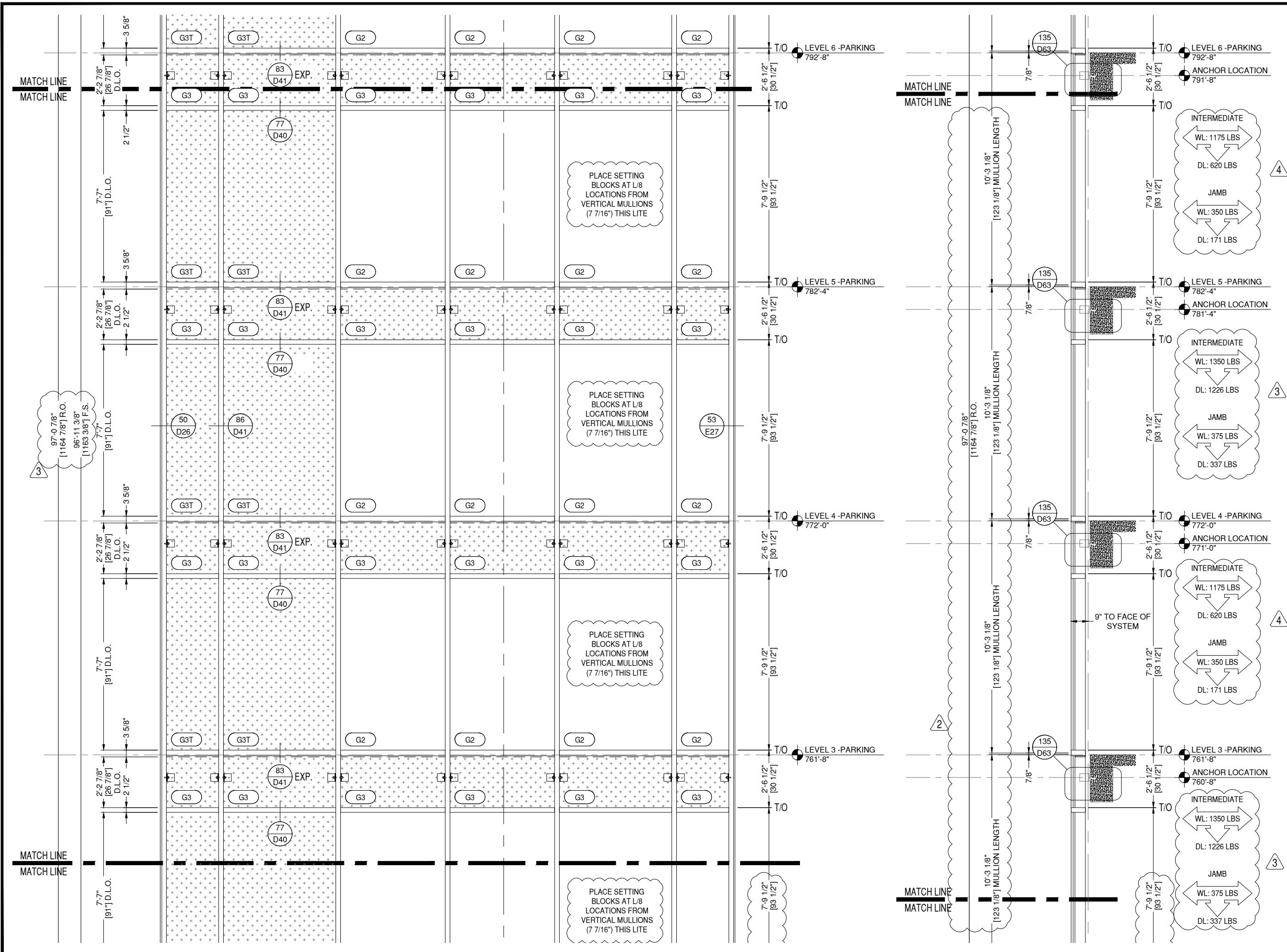
REVISION	DATE
0	10.25.19
1	01.24.20
2	04.07.20
3 - FIELD USE	05.01.20
4	07.22.20
5	10.12.20

PROJECT NUMBER:
19-329

PROJECT NAME:
PROJECT 125

SHEET DESCRIPTION:
ELEVATIONS

SHEET:
E5



GLAZING CONTRACTOR

999 STREET, ST
CITY, STATE 99999
PH: 999.999.9999

MP drafting & design
www.MPDRAFTING.com
P: 248.522.7096
F: 248.522.7030

ARCHITECT:
RULE JOY TRAMMELL RUBIO
ARCHITECTURE/INTERIOR DESIGN
300 GALLERIA PARKWAY SUITE 740
ATLANTA, GA 30339
P: 770.661.1492
F: 770.661.1493
ARCHITECT NOTE:
ALL NOTES REQUESTING VERIFICATION,
CONFIRMATION, OR INFORMATION THAT ARE
NOT ANSWERED ARE ASSUMED TO BE
CORRECT AS SHOWN ON THESE DRAWINGS.

STAMPS/ SUBMITTALS:

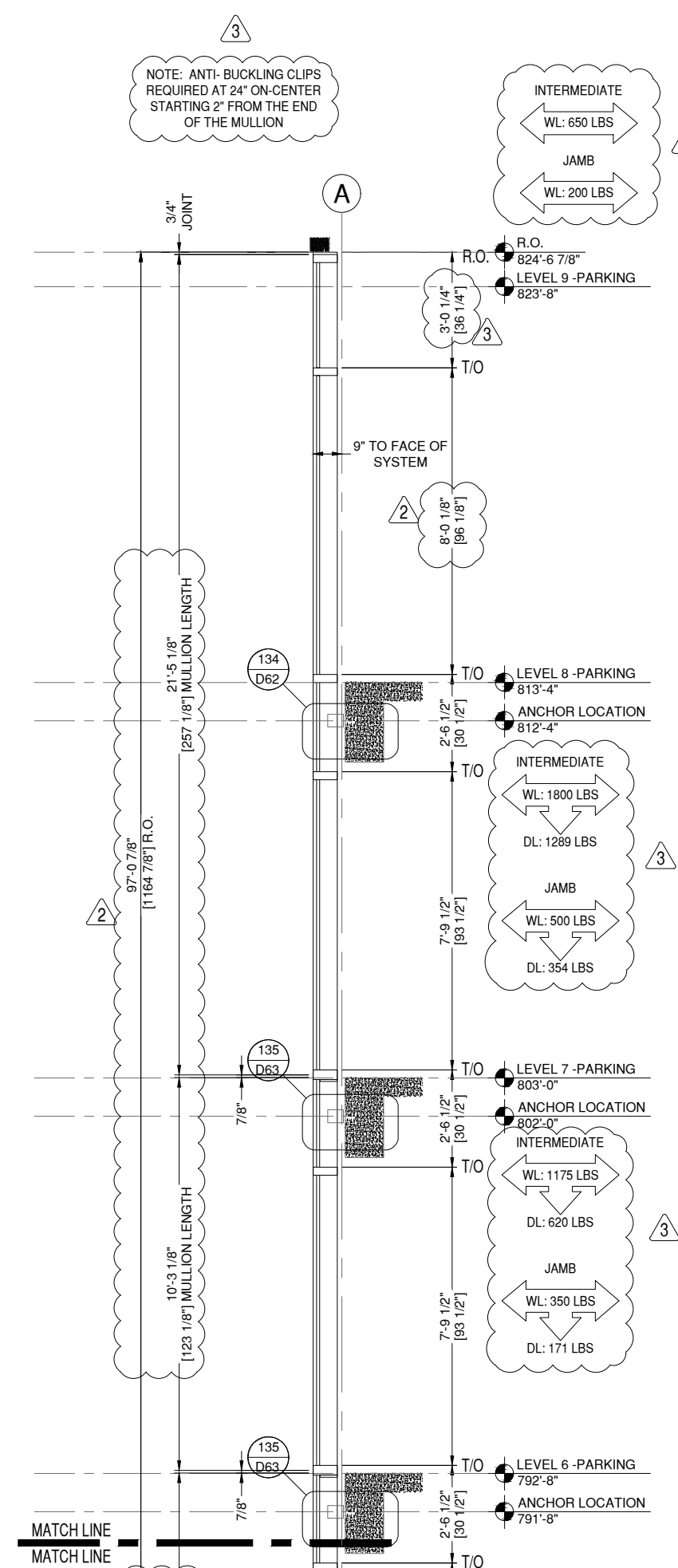
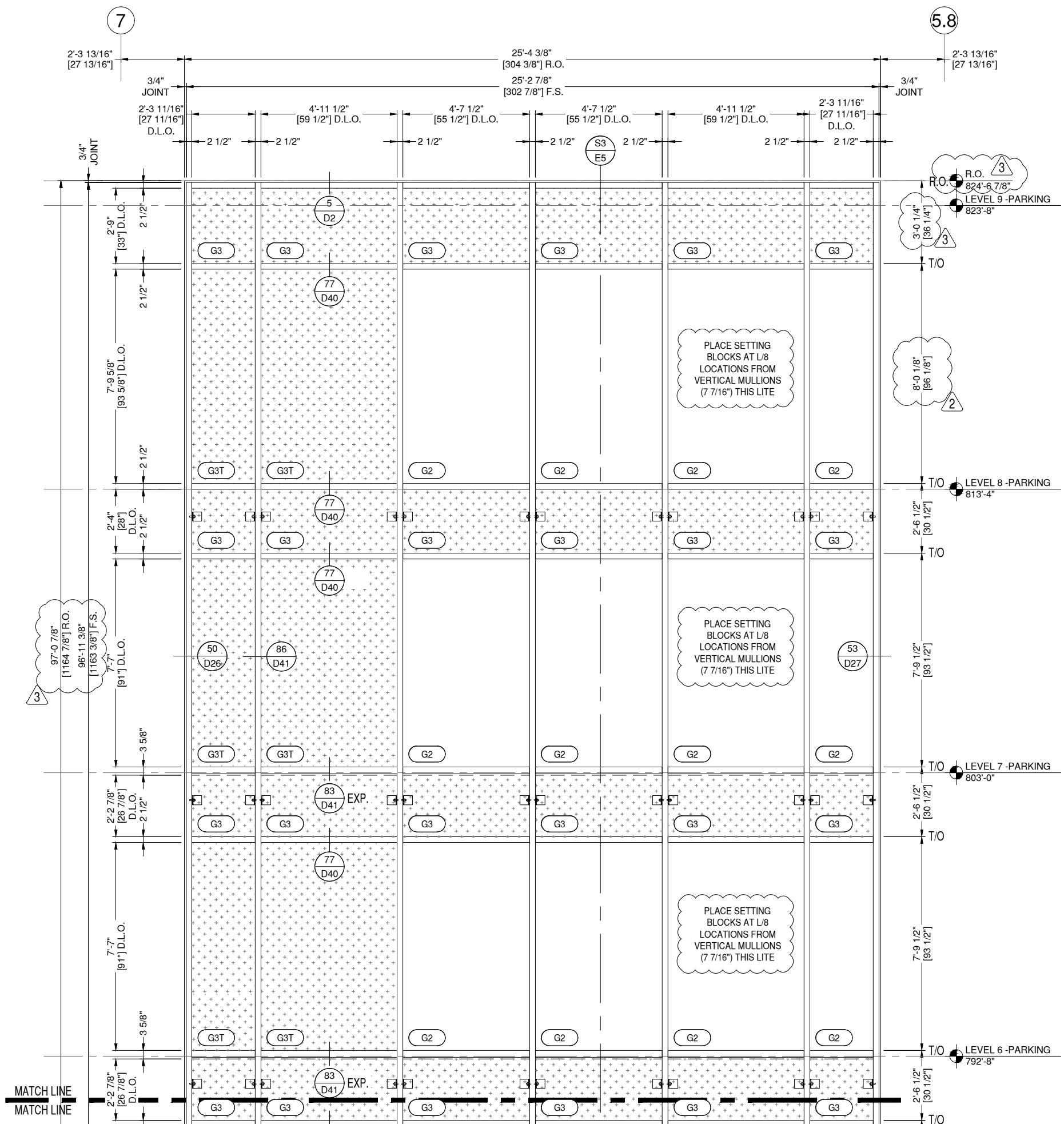
REVISION	DATE
0	10.25.19
1	01.24.20
2	04.07.20
3 - FIELD USE	05.01.20
4	07.22.20
5	10.12.20

PROJECT NUMBER:
19-329

PROJECT NAME:
PROJECT 125

SHEET DESCRIPTION:
ELEVATIONS

SHEET:
E5A



GLAZING CONTRACTOR

999 STREET, ST
CITY, STATE 99999
PH: 999.999.9999



www.MPDRAFTING.com
P: 248.522.7096
F: 248.522.7030

ARCHITECT:

RULE JOY TRAMMELL RUBIO
ARCHITECTURE/INTERIOR DESIGN
300 GALLERIA PARKWAY SUITE 740
ATLANTA, GA 30339
P: 770.661.1492
F: 770.661.1493

ARCHITECT NOTE:
ALL NOTES REQUESTING VERIFICATION,
CONFIRMATION, OR INFORMATION THAT ARE
NOT ANSWERED ARE ASSUMED TO BE
CORRECT AS SHOWN ON THESE DRAWINGS.

STAMPS/ SUBMITTALS:

REVISION	DATE
0	10.25.19
1	01.24.20
2	04.07.20
3 - FIELD USE	05.01.20
4	07.22.20
5	10.12.20

PROJECT NUMBER:
19-329

PROJECT NAME:
PROJECT 125

SHEET DESCRIPTION:
ELEVATIONS

SHEET:
E5B

GLAZING CONTRACTOR

999 STREET, ST
CITY, STATE 99999

PH: 999.999.9999



www.MPDRAFTING.com

P: 248.522.7096

F: 248.522.7030

ARCHITECT:

RULE JOY TRAMMELL RUBIO
ARCHITECTURE/INTERIOR DESIGN

300 GALLERIA PARKWAY SUITE 740
ATLANTA, GA 30339
P: 770.661.1492
F: 770.661.1493

ARCHITECT NOTE:
ALL NOTES REQUESTING VERIFICATION,
CONFIRMATION, OR INFORMATION THAT ARE
NOT ANSWERED ARE ASSUMED TO BE
CORRECT AS SHOWN ON THESE DRAWINGS.

STAMPS/ SUBMITTALS:

REVISION	DATE
0	10.25.19
1	01.24.20
2	04.07.20
3 - FIELD USE	05.01.20
4	07.22.20
5	10.12.20

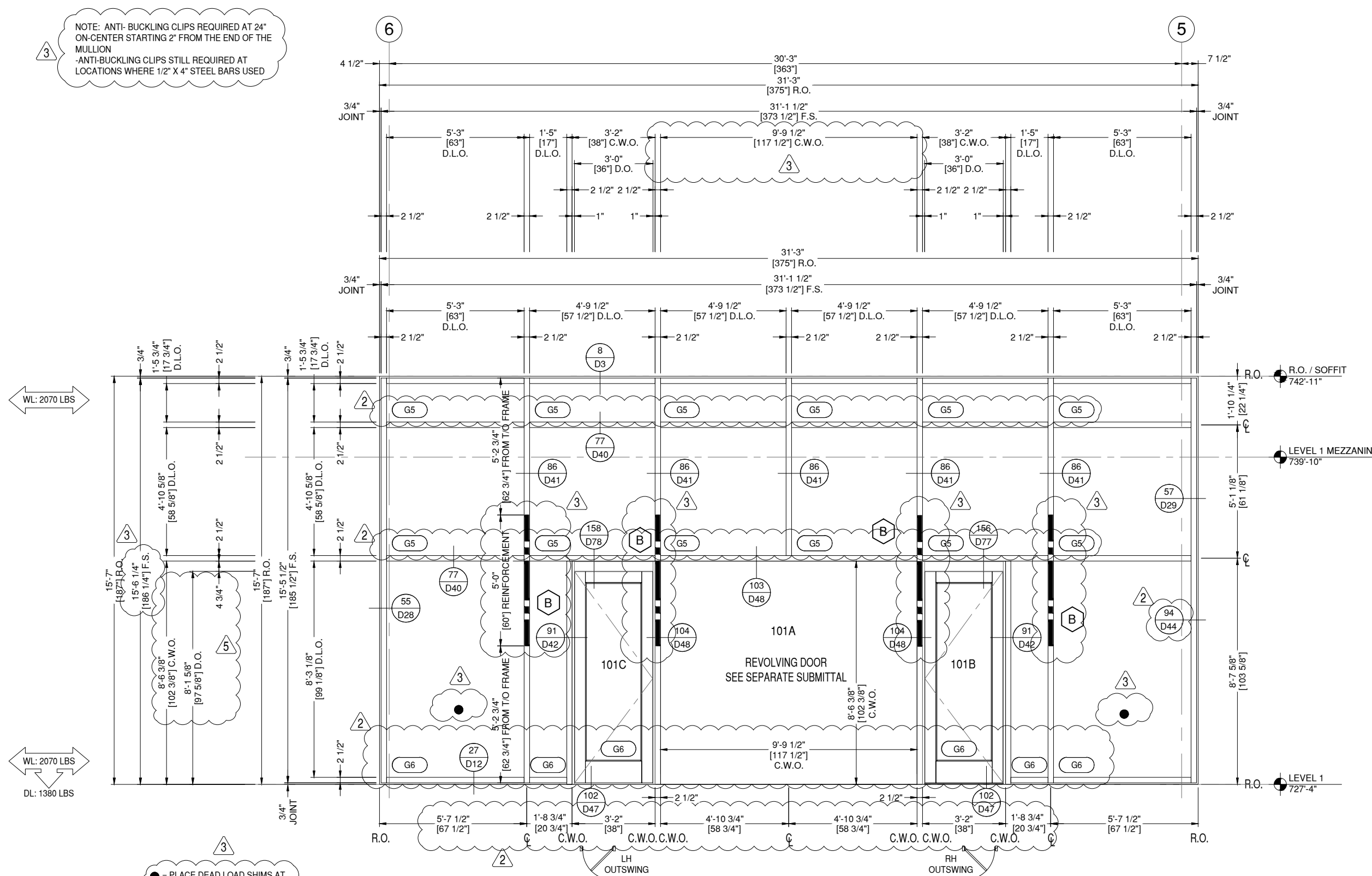
PROJECT NUMBER:
19-329

PROJECT NAME:
PROJECT 125

SHEET DESCRIPTION:
ELEVATIONS

SHEET:
E6

NOTE: ANTI-BUCKLING CLIPS REQUIRED AT 24"
ON-CENTER STARTING 2" FROM THE END OF THE
MULLION
-ANTI-BUCKLING CLIPS STILL REQUIRED AT
LOCATIONS WHERE 1/2" X 4" STEEL BARS USED

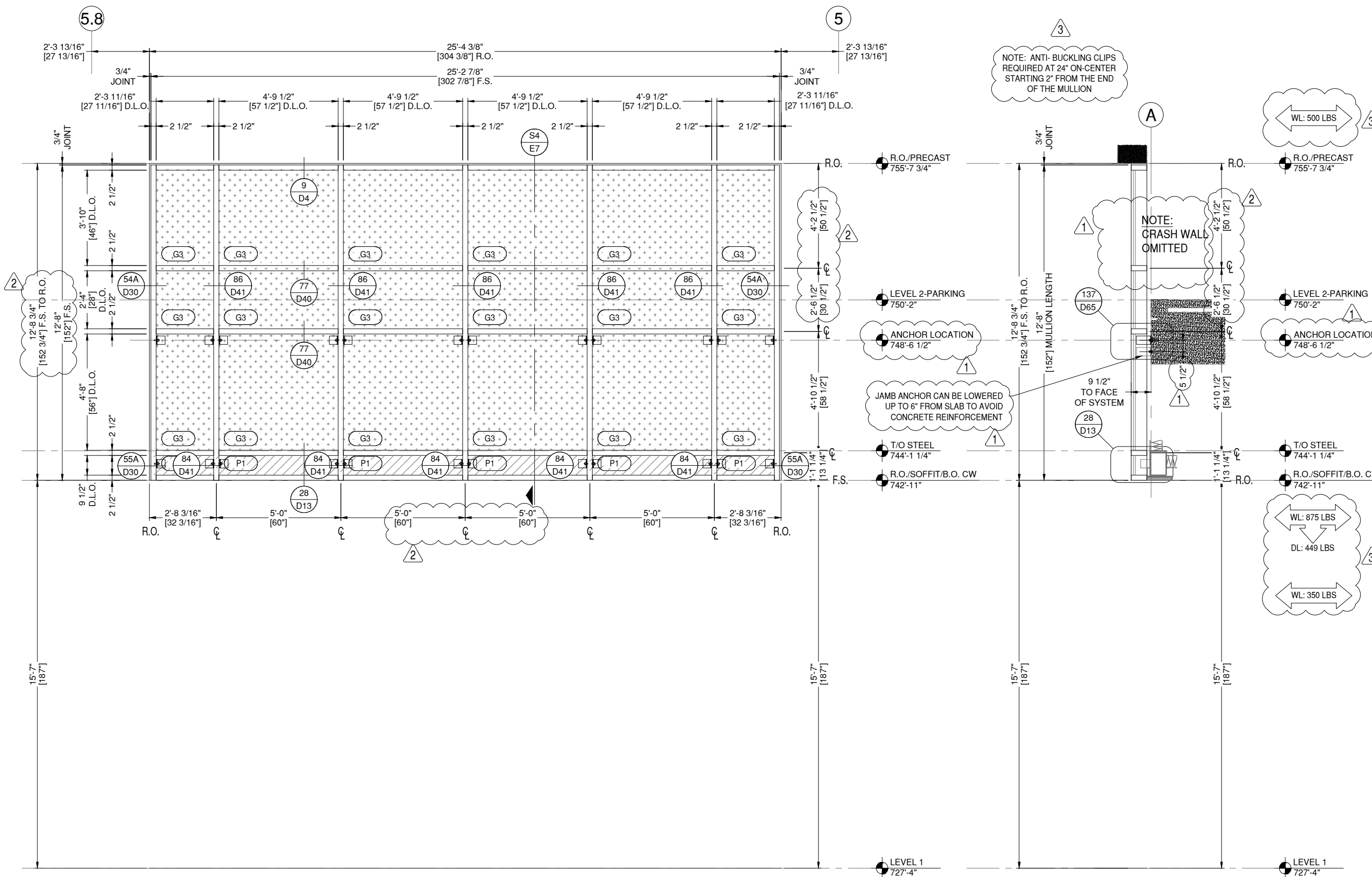


● = PLACE DEAD LOAD SHIMS AT
SETTING BLOCK LOCATIONS
(SEE 4/R1 FOR DETAIL)

REINFORCEMENT KEY
B 1/2" X 4" A36 STEEL BAR, 60" LONG

7 ELEVATION WEST PART A - CW-7
E6 DRAWING SCALE
24x36: 1/2" = 1'-0"
11x17: 1/4" = 1'-0"

THIS REQ'D: 1
OPP REQ'D: 0
TOTAL REQ'D: 1
ARCH. REF.
2/A5-11A
DOOR H.W.
101A - TBD
101B - AL-07
101C - AL-07
TUBELITE 400SS SERIES CW
FINISH: LINETEC 398A1851 DARK KETTLE BLACK



GLAZING CONTRACTOR

999 STREET, ST
CITY, STATE 99999
PH: 999.999.9999



www.MPDRAFTING.com
P: 248.522.7096
F: 248.522.7030

ARCHITECT:

RULE JOY TRAMMELL RUBIO
ARCHITECTURE/INTERIOR DESIGN
300 GALLERIA PARKWAY SUITE 740
ATLANTA, GA 30339
P: 770.661.1492
F: 770.661.1493

ARCHITECT NOTE:
ALL NOTES REQUESTING VERIFICATION,
CONFIRMATION, OR INFORMATION THAT ARE
NOT ANSWERED ARE ASSUMED TO BE
CORRECT AS SHOWN ON THESE DRAWINGS.

STAMPS/ SUBMITTALS:

REVISION	DATE
0	10.25.19
1	01.24.20
2	04.07.20
3 - FIELD USE	05.01.20
4	07.22.20
5	10.12.20

PROJECT NUMBER:
19-329

PROJECT NAME:
PROJECT 125

SHEET DESCRIPTION:
ELEVATIONS

SHEET:
E7

8 ELEVATION WEST PART A - CW-8
E7 DRAWING SCALE
24x36: 1/2" = 1'-0"
11x17: 1/4" = 1'-0"

THUS REQ'D: 1
OPP REQ'D: 0
TOTAL REQ'D: 1

ARCH. REF.
2/A5-11A

2 TUBELITE 400SS SERIES CW
FINISH: LINETEC 398A1851 DARK KETTLE BLACK

S4 SECTION 4
E7 DRAWING SCALE
24x36: 1/2" = 1'-0"
11x17: 1/4" = 1'-0"

ARCH. REF.
3/A6-11B

GLAZING CONTRACTOR

999 STREET, ST
CITY, STATE 99999
PH: 999.999.9999

MP drafting
& design

www.MPDRAFTING.com

P: 248.522.7096
F: 248.522.7030

ARCHITECT:

RULE JOY TRAMMELL RUBIO
ARCHITECTURE/INTERIOR DESIGN

300 GALLERIA PARKWAY SUITE 740
ATLANTA, GA 30339
P: 770.661.1492
F: 770.661.1493

ARCHITECT NOTE:
ALL NOTES REQUESTING VERIFICATION,
CONFIRMATION, OR INFORMATION THAT ARE
NOT ANSWERED ARE ASSUMED TO BE
CORRECT AS SHOWN ON THESE DRAWINGS.

STAMPS/ SUBMITTALS:

REVISION	DATE
0	10.25.19
1	01.24.20
2	04.07.20
3 - FIELD USE	05.01.20
4	07.22.20
5	10.12.20

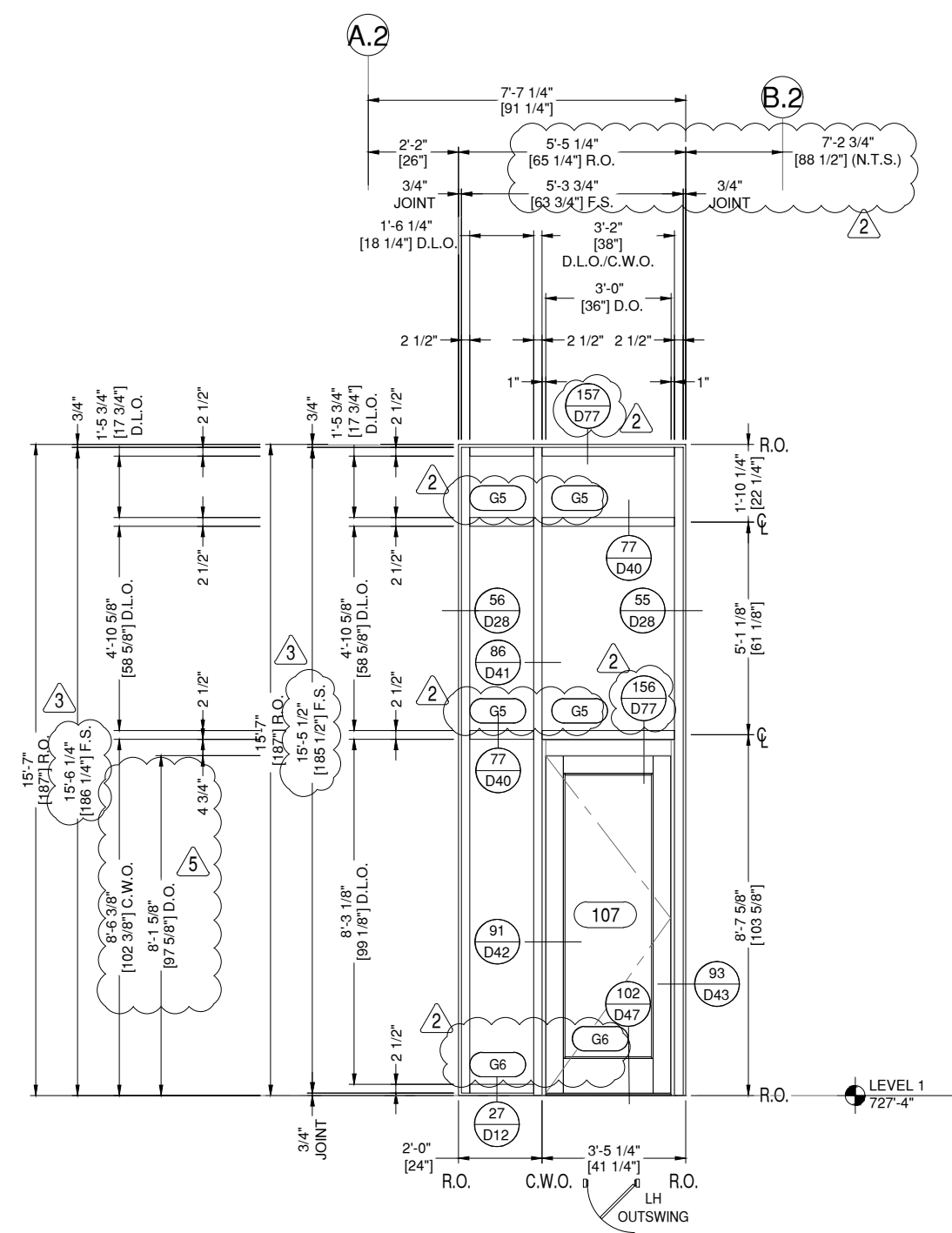
PROJECT NUMBER:
19-329

PROJECT NAME:
PROJECT 125

SHEET DESCRIPTION:
ELEVATIONS

SHEET:
E8

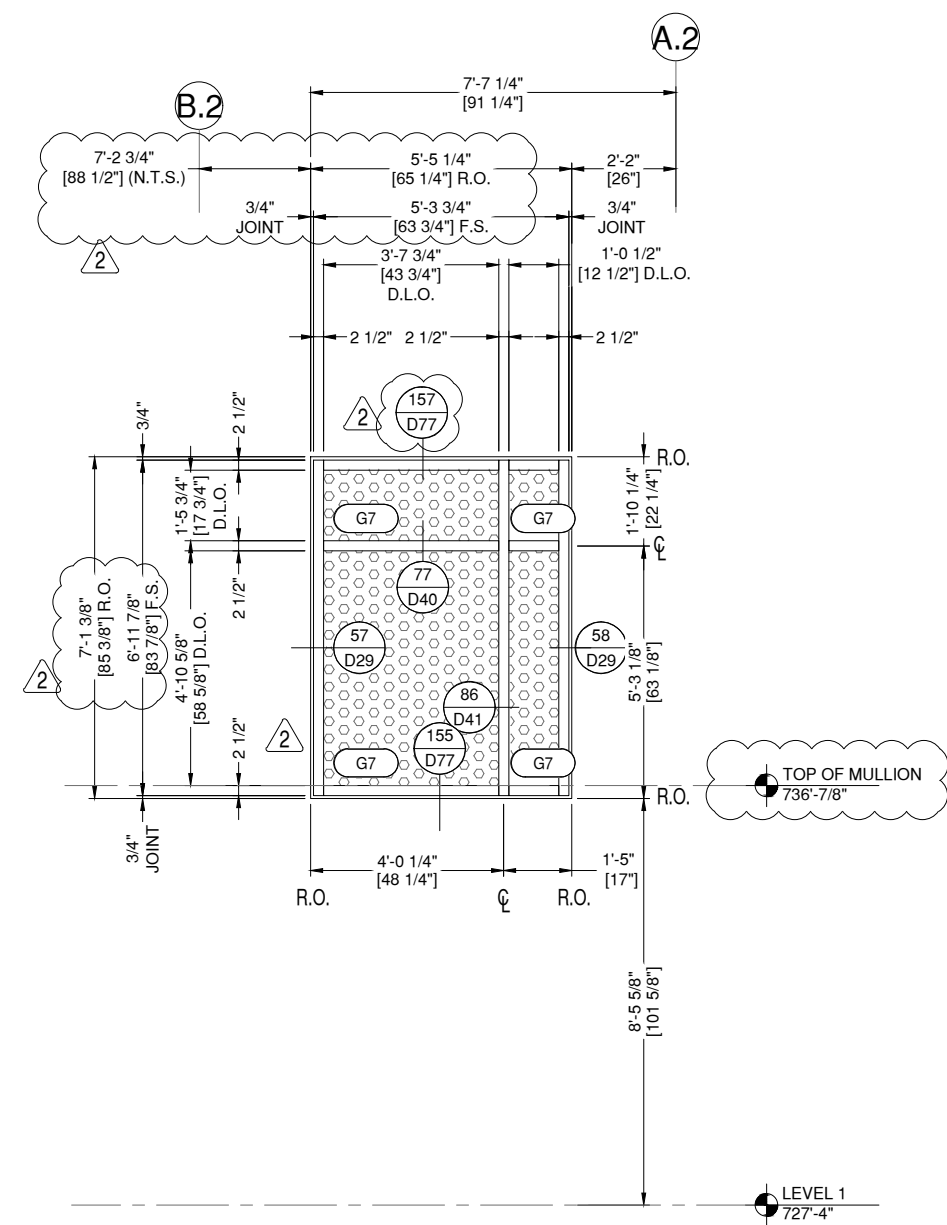
NOTE: ANTI-BUCKLING CLIPS
REQUIRED AT 24" ON-CENTER
STARTING 2" FROM THE END
OF THE MULLION



9 ELEVATION WEST PART A - CW-9
E8 DRAWING SCALE
24x36: 1/2" = 1'-0"
11x17: 1/4" = 1'-0"

THUS REQ'D: 1	ARCH. REF. 3/A6-11B	DOOR H.W. AL-07
OPP REQ'D: 0		
TOTAL REQ'D: 1		

2 TUBELITE 400SS SERIES CW
FINISH: LINETEC 398A1851 DARK KETTLE BLACK



10 ELEVATION WEST PART A - CW-10
E8 DRAWING SCALE
24x36: 1/2" = 1'-0"
11x17: 1/4" = 1'-0"

THUS REQ'D: 1	ARCH. REF. 3/A6-11B
OPP REQ'D: 0	
TOTAL REQ'D: 1	

2 TUBELITE 400SS SERIES CW
FINISH: LINETEC 398A1851 DARK KETTLE BLACK

GLAZING CONTRACTOR

999 STREET, ST
CITY, STATE 99999
PH: 999.999.9999

MP drafting
& design

www.MPDRAFTING.com
P: 248.522.7096
F: 248.522.7030

ARCHITECT:

RULE JOY TRAMMELL RUBIO
ARCHITECTURE/INTERIOR DESIGN

300 GALLERIA PARKWAY SUITE 740
ATLANTA, GA 30339
P: 770.661.1492
F: 770.661.1493

ARCHITECT NOTE:
ALL NOTES REQUESTING VERIFICATION,
CONFIRMATION, OR INFORMATION THAT ARE
NOT ANSWERED ARE ASSUMED TO BE
CORRECT AS SHOWN ON THESE DRAWINGS.

STAMPS/ SUBMITTALS:

REVISION	DATE
0	10.25.19
1	01.24.20
2	04.07.20
3 - FIELD USE	05.01.20
4	07.22.20
5	10.12.20

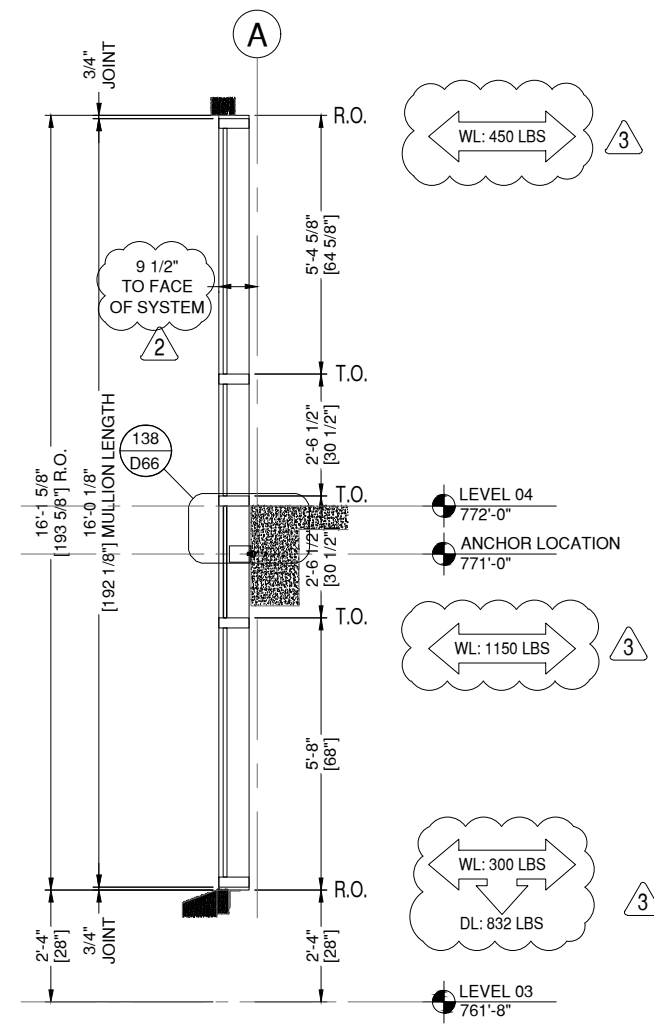
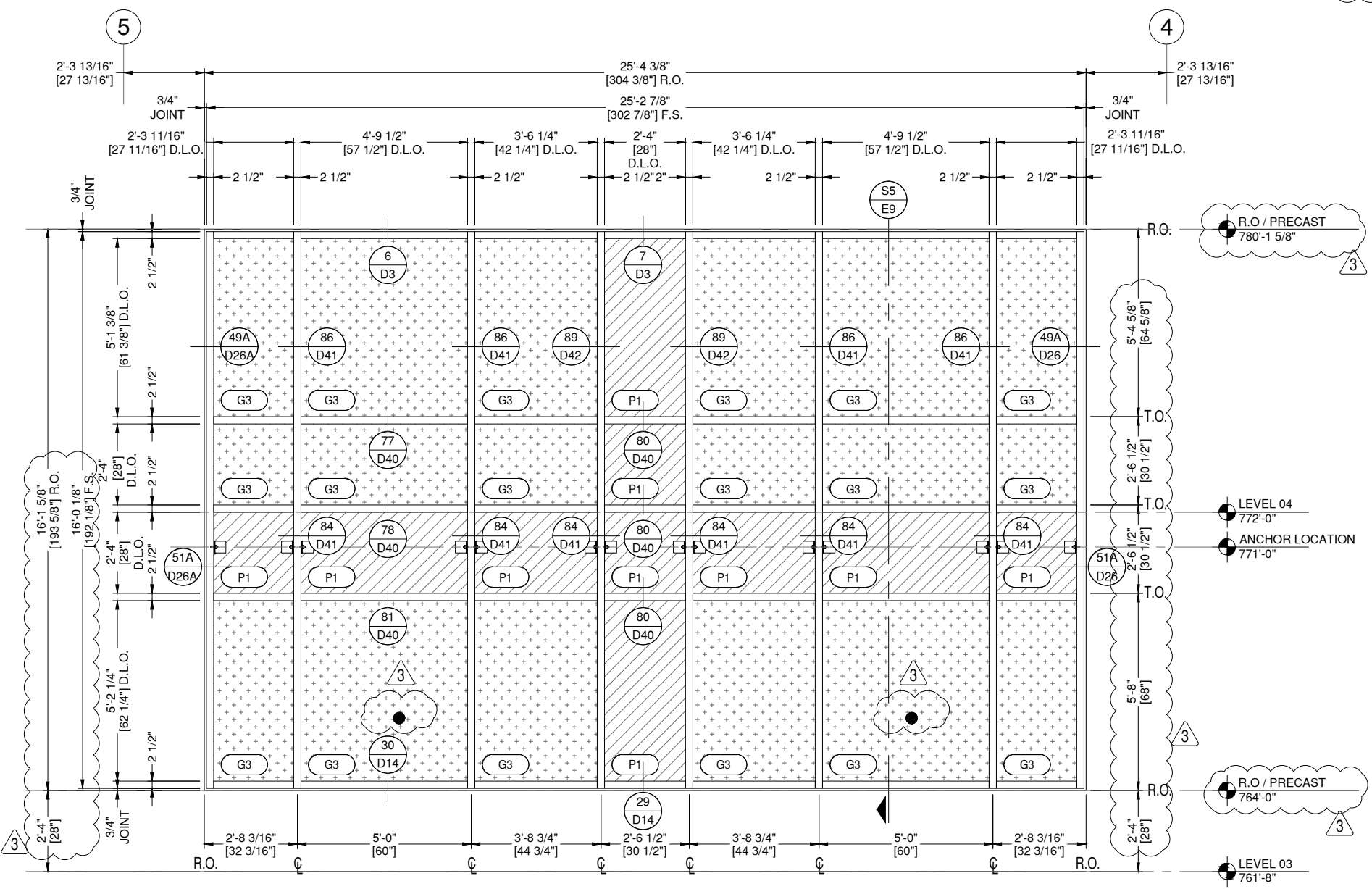
PROJECT NUMBER:
19-329

PROJECT NAME:
PROJECT 125

SHEET DESCRIPTION:
ELEVATIONS

SHEET:
E9

NOTE: ANTI-BUCKLING CLIPS
REQUIRED AT 24" ON-CENTER
STARTING 2" FROM THE END
OF THE MULLION



● = PLACE DEAD LOAD SHIMS AT
SETTING BLOCK LOCATIONS
(SEE 4/R1 FOR DETAIL)

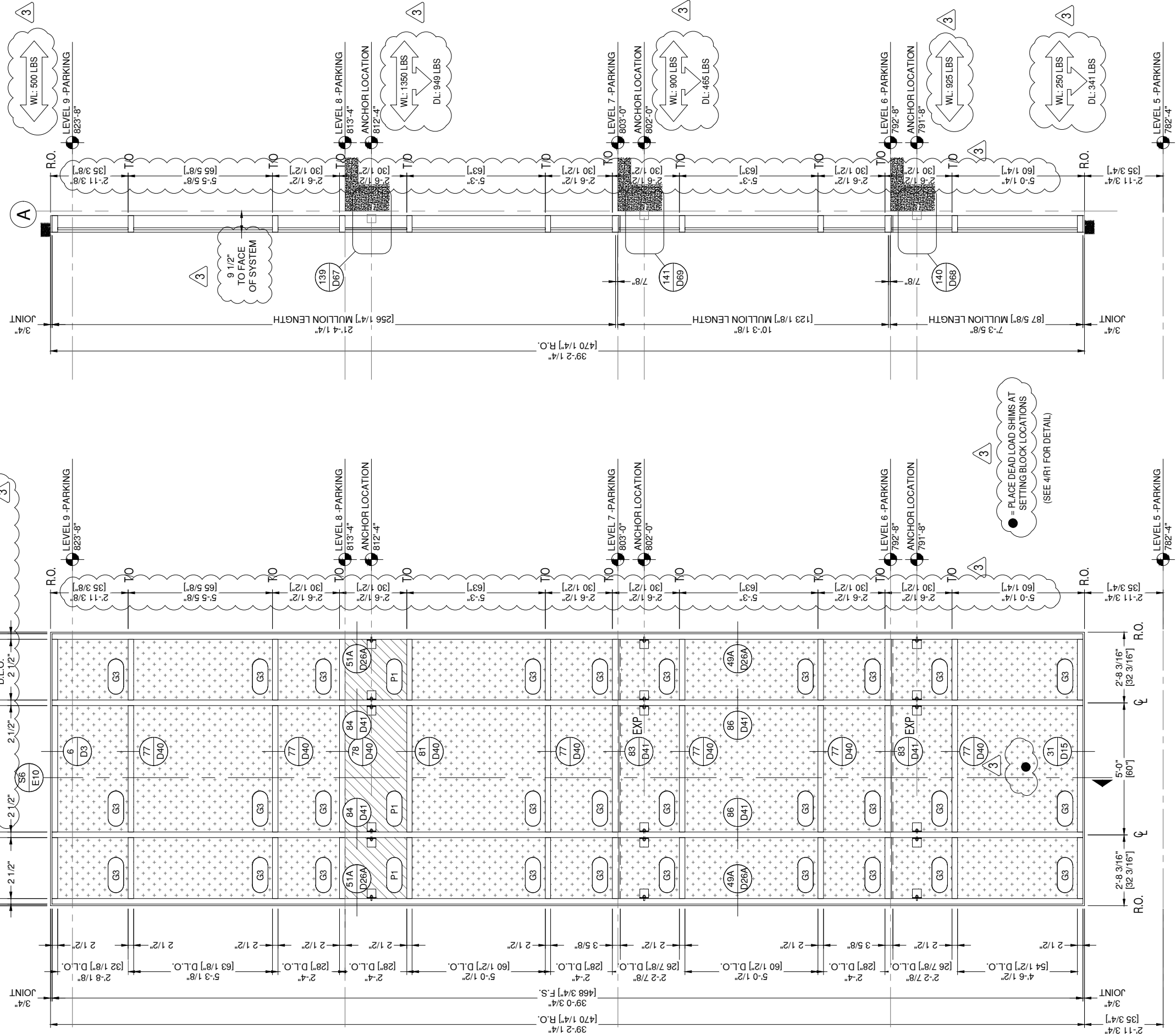
11 ELEVATION WEST PART A - CW-11
E9 DRAWING SCALE
24x36: 1/2" = 1'-0"
11x17: 1/4" = 1'-0"

THIS REQ'D: 1
OPP REQ'D: 0
TOTAL REQ'D: 1
ARCH. REF.
1/A5-10A
TUBELITE 400SS SERIES CW
FINISH: LINETEC 398A1851 DARK KETTLE BLACK

S5 SECTION 5
E9 DRAWING SCALE
24x36: 1/2" = 1'-0"
11x17: 1/4" = 1'-0"
ARCH. REF.
1/A6-11C

NOTE: ANTI-BUCKLING CLIPS REQUIRED AT 24" ON-CENTER STARTING 2" FROM THE END OF THE MULLION

OPP. 4 5



ARCH. REF. -

S6 SECTION 6
E10 DRAWING SCALE
24x36: 1/2" = 1'-0"
11x17: 1/4" = 1'-0"

ARCH. REF. 1/A5-10A

THIS REQD: 1
OPP REQD: 1
TOTAL REQD: 2

12 ELEVATION WEST PART A - CW-12
E10 DRAWING SCALE
24x36: 1/2" = 1'-0"
11x17: 1/4" = 1'-0"

2 TUBELITE 400SS SERIES CW
FINISH: LINETEC 398A 1851 DARK KETTLE BLACK

GLAZING CONTRACTOR

999 STREET, ST
CITY, STATE 99999
PH: 999.999.9999

MP drafting & design
www.MPDRAFTING.com
P: 248.522.7096
F: 248.522.7030

ARCHITECT:
RULE JOY TRAMMELL RUBIO
ARCHITECTURE/INTERIOR DESIGN
300 GALLERIA PARKWAY SUITE 740
ATLANTA, GA 30339
P: 770.661.1492
F: 770.661.1493
ARCHITECT NOTE:
ALL NOTES REQUESTING VERIFICATION, CONFIRMATION, OR INFORMATION THAT ARE NOT ANSWERED ARE ASSUMED TO BE CORRECT AS SHOWN ON THESE DRAWINGS.

STAMPS/ SUBMITTALS:

REVISION	DATE
0	10.25.19
1	01.24.20
2	04.07.20
3 - FIELD USE	05.01.20
4	07.22.20
5	10.12.20

PROJECT NUMBER:
19-329

PROJECT NAME:
PROJECT 125

SHEET DESCRIPTION:
ELEVATIONS

SHEET:
E10

GLAZING CONTRACTOR

999 STREET, ST
CITY, STATE 99999
PH: 999.999.9999

MP drafting & design

www.MPDRAFTING.com
P: 248.522.7096
F: 248.522.7030

ARCHITECT:

RULE JOY TRAMMELL RUBIO
ARCHITECTURE/INTERIOR DESIGN
300 GALLERIA PARKWAY SUITE 740
ATLANTA, GA 30339
P: 770.661.1492
F: 770.661.1493

ARCHITECT NOTE:
ALL NOTES REQUESTING VERIFICATION,
CONFIRMATION, OR INFORMATION THAT ARE
NOT ANSWERED ARE ASSUMED TO BE
CORRECT AS SHOWN ON THESE DRAWINGS.

STAMPS/ SUBMITTALS:

REVISION	DATE
0	10.25.19
1	01.24.20
2	04.07.20
3 - FIELD USE	05.01.20
4	07.22.20
5	10.12.20

PROJECT NUMBER:
19-329

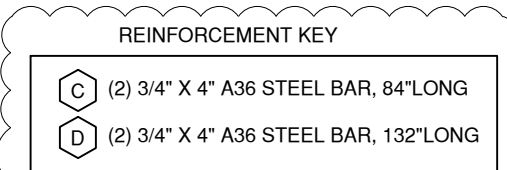
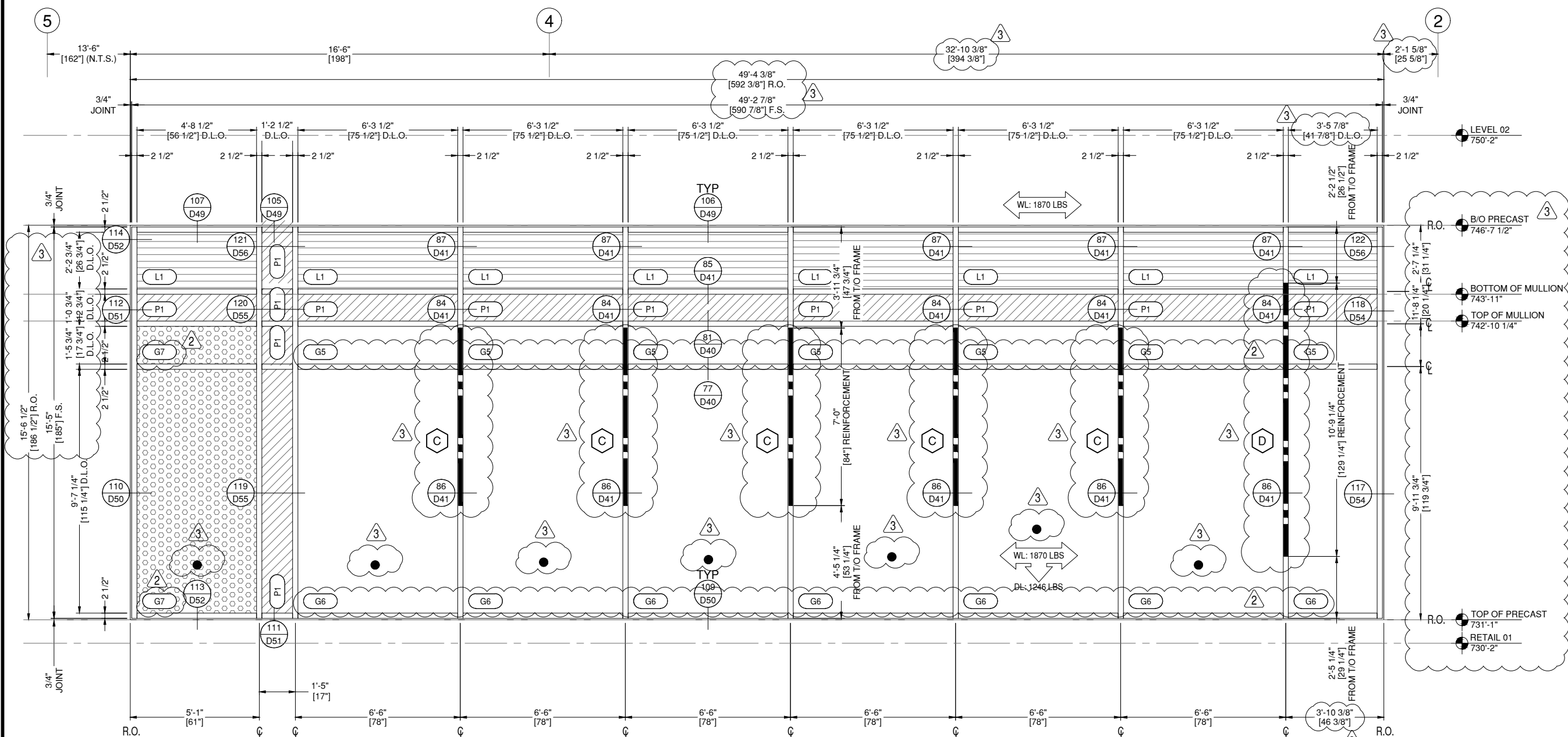
PROJECT NAME:
PROJECT 125

SHEET DESCRIPTION:
ELEVATIONS

SHEET:
E11

NOTE: ANTI-BUCKLING CLIPS REQUIRED AT 24" ON-CENTER STARTING 2" FROM THE END OF THE MULLION
-AT LOCATIONS OF STEEL REINFORCEMENT ANTI-BUCKLING CLIPS NOT REQUIRED, BUT BOTH SIDES OF MULLION MUST BE FASTENED TO STEEL AT 24" O.C.

3
● = PLACE DEAD LOAD SHIMS AT SETTING BLOCK LOCATIONS
(SEE 4/R1 FOR DETAIL)



13 ELEVATION WEST PART A - CW-13
E11 DRAWING SCALE
24x36: N.T.S.
11x17: N.T.S.

THIS REQ'D: 1
OPP REQ'D: 0
TOTAL REQ'D: 1
ARCH. REF.
2/A5-11A

2 TUBELITE 400SS SERIES CW
FINISH: LINETEC 398A1851 DARK KETTLE BLACK

GLAZING CONTRACTOR

999 STREET, ST
CITY, STATE 99999
PH: 999.999.9999



www.MPDRAFTING.com

P: 248.522.7096
F: 248.522.7030

ARCHITECT:

RULE JOY TRAMMELL RUBIO
ARCHITECTURE/INTERIOR DESIGN

300 GALLERIA PARKWAY SUITE 740
ATLANTA, GA 30339
P: 770.661.1492
F: 770.661.1493

ARCHITECT NOTE:
ALL NOTES REQUESTING VERIFICATION,
CONFIRMATION, OR INFORMATION THAT ARE
NOT ANSWERED ARE ASSUMED TO BE
CORRECT AS SHOWN ON THESE DRAWINGS.

STAMPS/ SUBMITTALS:

REVISION	DATE
0	10.25.19
1	01.24.20
2	04.07.20
3 - FIELD USE	05.01.20
4	07.22.20
5	10.12.20

PROJECT NUMBER:

19-329

PROJECT NAME:

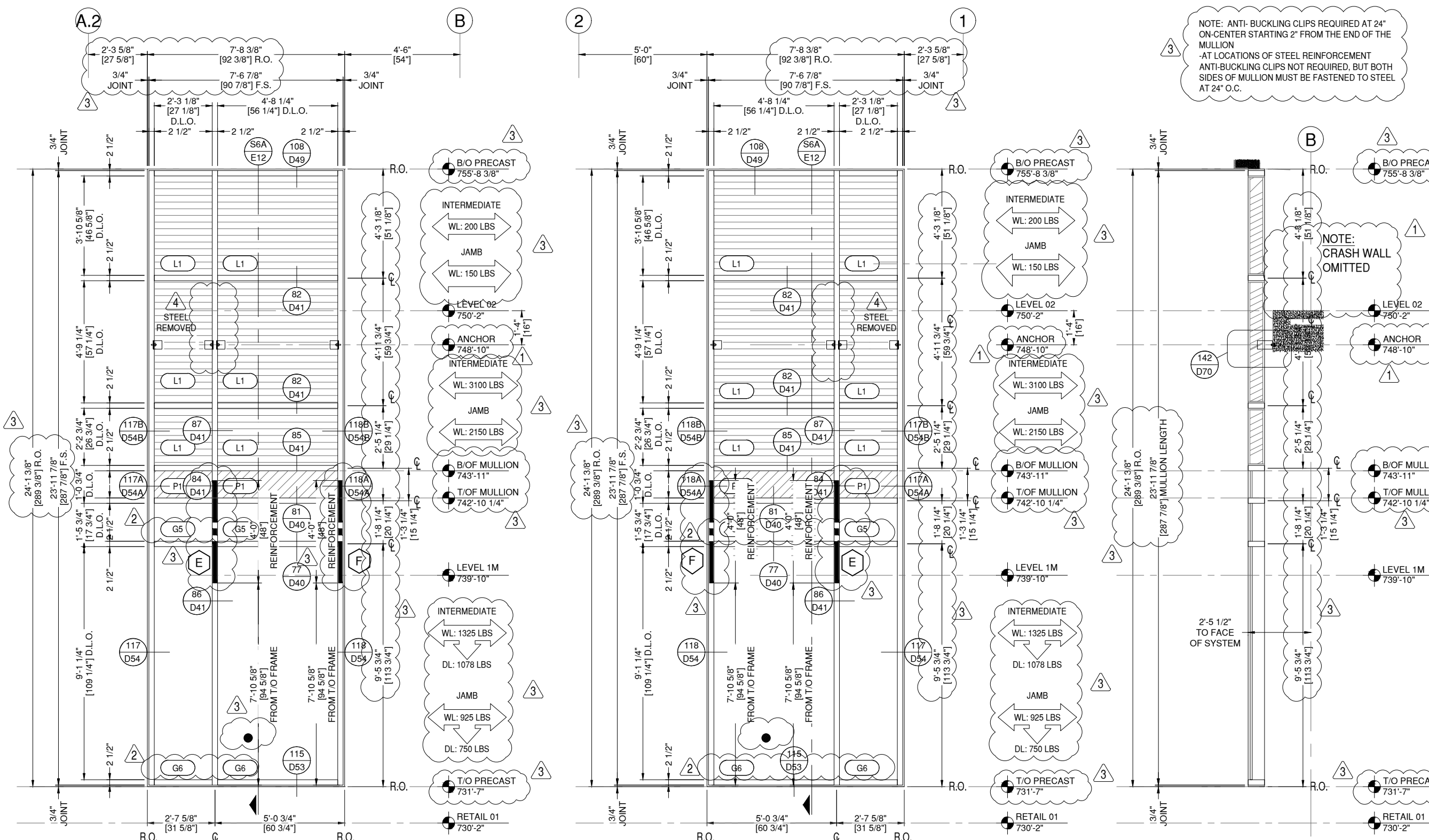
PROJECT 125

SHEET DESCRIPTION:

ELEVATIONS

SHEET:

E12



NOTE: ANTI-BUCKLING CLIPS REQUIRED AT 24" ON-CENTER STARTING 2" FROM THE END OF THE MULLION
-AT LOCATIONS OF STEEL REINFORCEMENT ANTI-BUCKLING CLIPS NOT REQUIRED, BUT BOTH SIDES OF MULLION MUST BE FASTENED TO STEEL AT 24" O.C.

NOTE: CRASH WALL OMITTED

● = PLACE DEAD LOAD SHIMS AT SETTING BLOCK LOCATIONS

- E** (2) 3/4" X 4" A36 STEEL BAR, 48" LONG
- F** (2) 3/4" X 4" A36 STEEL BAR, 48" LONG
- G** (2) 3/4" X 4" A36 STEEL BAR, 54" LONG- CENTERED ON CLIP

14 ELEVATION WEST PART A - CW-14

E12 DRAWING SCALE
24x36: 1/2" = 1'-0"
11x17: 1/4" = 1'-0"

THUS REQ'D: 1
OPP REQ'D: 0
TOTAL REQ'D: 1

ARCH. REF.
2/A5-11A

2 TUBELITE 400SS SERIES CW
FINISH: LINETEC 398A1851 DARK KETTLE BLACK

15 ELEVATION WEST PART A - CW-15

E12 DRAWING SCALE
24x36: 1/2" = 1'-0"
11x17: 1/4" = 1'-0"

THUS REQ'D: 1
OPP REQ'D: 0
TOTAL REQ'D: 1

ARCH. REF.
2/A5-11A

2 TUBELITE 400SS SERIES CW
FINISH: LINETEC 398A1851 DARK KETTLE BLACK

S6A SECTION 6A

E12 DRAWING SCALE
24x36: 1/2" = 1'-0"
11x17: 1/4" = 1'-0"

ARCH. REF.
1/A6-21A

GLAZING CONTRACTOR

999 STREET, ST
CITY, STATE 99999
PH: 999.999.9999

MP drafting
& design

www.MPDRAFTING.com
P: 248.522.7096
F: 248.522.7030

ARCHITECT:

RULE JOY TRAMMELL RUBIO
ARCHITECTURE/INTERIOR DESIGN

300 GALLERIA PARKWAY SUITE 740
ATLANTA, GA 30339
P: 770.661.1492
F: 770.661.1493

ARCHITECT NOTE:
ALL NOTES REQUESTING VERIFICATION,
CONFIRMATION, OR INFORMATION THAT ARE
NOT ANSWERED ARE ASSUMED TO BE
CORRECT AS SHOWN ON THESE DRAWINGS.

STAMPS/ SUBMITTALS:

REVISION	DATE
0	10.25.19
1	01.24.20
2	04.07.20
3 - FIELD USE	05.01.20
4	07.22.20
5	10.12.20

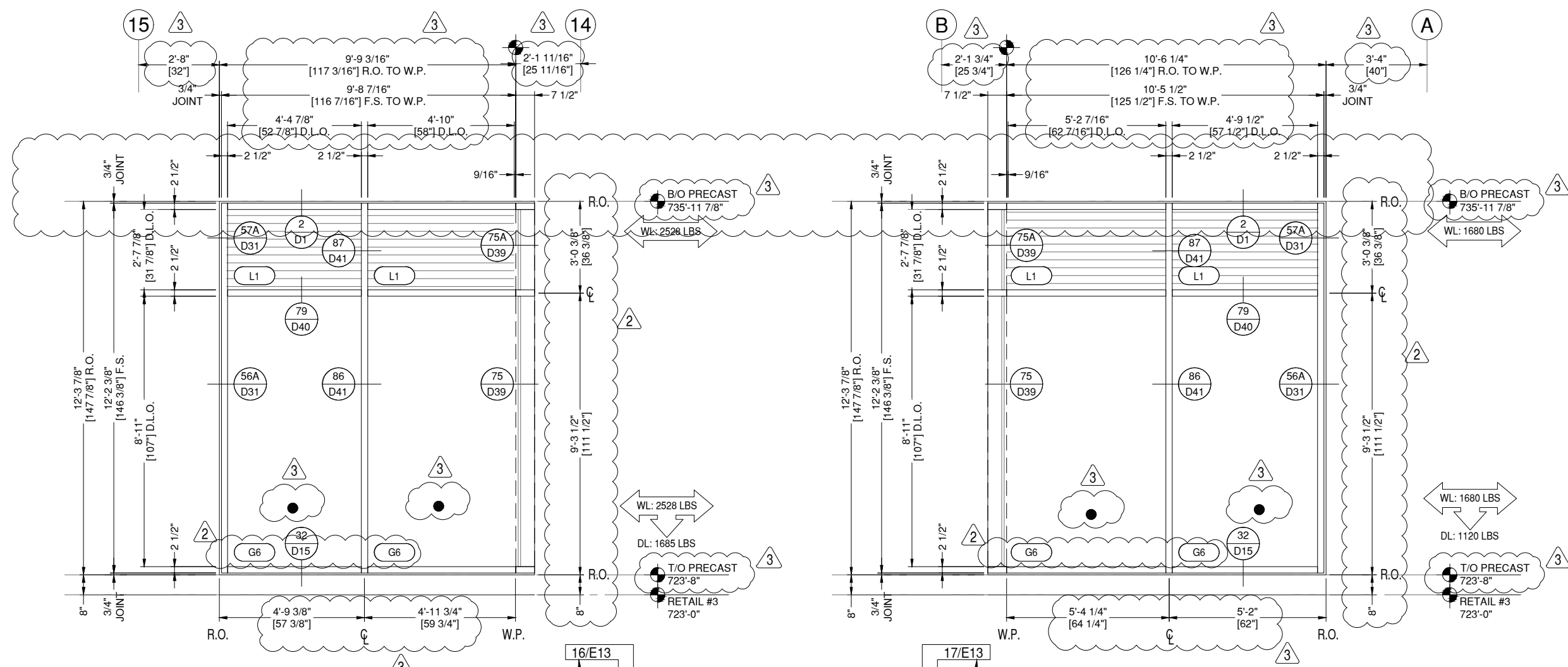
PROJECT NUMBER:
19-329

PROJECT NAME:
PROJECT 125

SHEET DESCRIPTION:
ELEVATIONS

SHEET:
E13

NOTE: ANTI-BUCKLING CLIPS
REQUIRED AT 24" ON-CENTER
STARTING 2" FROM THE END
OF THE MULLION



● = PLACE DEAD LOAD SHIMS AT
SETTING BLOCK LOCATIONS
(SEE 4/R1 FOR DETAIL)

16 ELEVATION WEST PART B - CW-1
E13 DRAWING SCALE
24x36: 1/2" = 1'-0"
11x17: 1/4" = 1'-0"

THUS REQ'D: 1
OPP REQ'D: 0
TOTAL REQ'D: 1
ARCH. REF.
2/A5-11D
2 TUBELITE 400SS SERIES CW
FINISH: LINETEC 398A1851 DARK KETTLE BLACK

17 ELEVATION WEST PART B - CW-2
E13 DRAWING SCALE
24x36: 1/2" = 1'-0"
11x17: 1/4" = 1'-0"

THUS REQ'D: 1
OPP REQ'D: 0
TOTAL REQ'D: 1
ARCH. REF.
2/A5-11D
2 TUBELITE 400SS SERIES CW
FINISH: LINETEC 398A1851 DARK KETTLE BLACK

19 ELEVATION WEST PART B - CW-4

E14

DRAWING SCALE
24x36: 1/2" = 1'-0"
11x17: 1/4" = 1'-0"

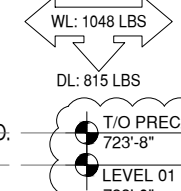
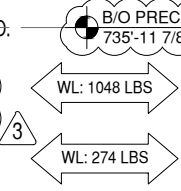
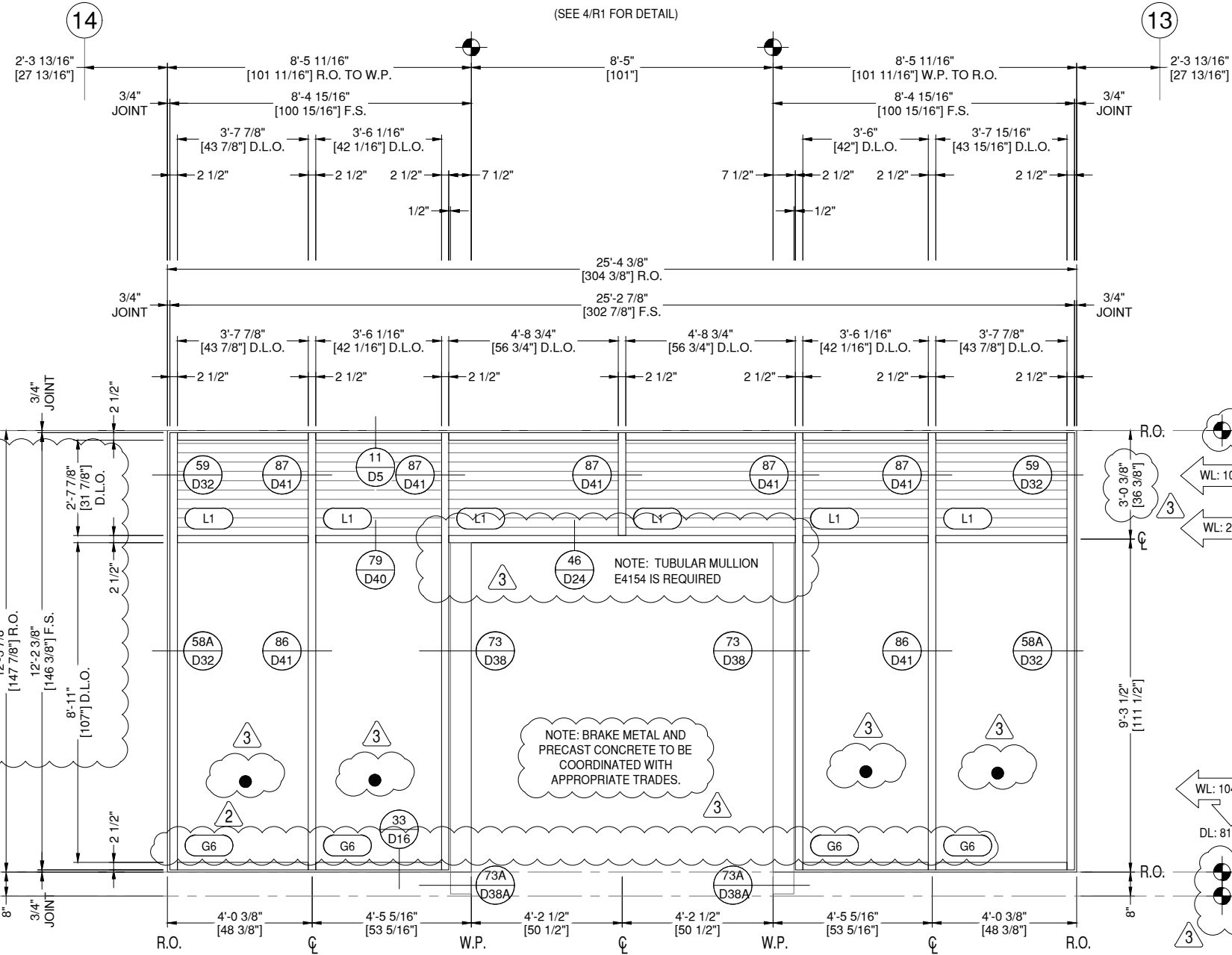
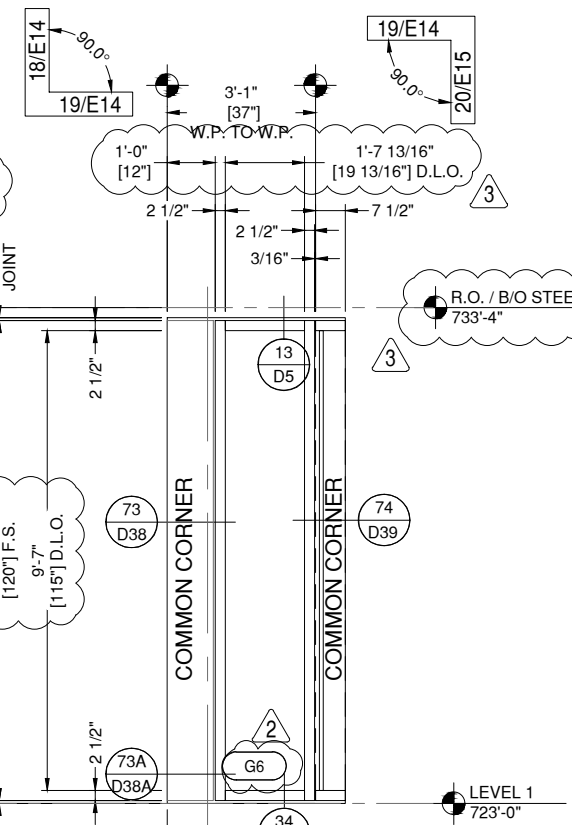
THUS REQ'D: 1
OPP REQ'D: 0
TOTAL REQ'D: 1

ARCH. REF.
2/A5-11D

2 TUBELITE 400SS SERIES CW
FINISH: LINETEC 398A1851 DARK KETTLE BLACK

NOTE: ANTI-BUCKLING CLIPS
REQUIRED AT 24" ON-CENTER
STARTING 2" FROM THE END
OF THE MULLION

● = PLACE DEAD LOAD SHIMS AT
SETTING BLOCK LOCATIONS
(SEE 4/R1 FOR DETAIL)



NOTE: BRAKE METAL AND
PRECAST CONCRETE TO BE
COORDINATED WITH
APPROPRIATE TRADES.

NOTE: BRAKE METAL AND
PRECAST CONCRETE TO BE
COORDINATED WITH
APPROPRIATE TRADES.

NOTE: TUBULAR MULLION
E4154 IS REQUIRED

18 ELEVATION WEST PART B - CW-4

E14

DRAWING SCALE
24x36: 1/2" = 1'-0"
11x17: 1/4" = 1'-0"

THUS REQ'D: 1
OPP REQ'D: 0
TOTAL REQ'D: 1

ARCH. REF.
2/A5-11D

2 TUBELITE 400SS SERIES CW
FINISH: LINETEC 398A1851 DARK KETTLE BLACK

19A ELEVATION WEST PART B - CW-4

E14

DRAWING SCALE
24x36: 1/2" = 1'-0"
11x17: 1/4" = 1'-0"

THUS REQ'D: 1
OPP REQ'D: 0
TOTAL REQ'D: 1

ARCH. REF.
2/A5-11D

2 TUBELITE 400SS SERIES CW
FINISH: LINETEC 398A1851 DARK
KETTLE BLACK.

GLAZING
CONTRACTOR

999 STREET, ST
CITY, STATE 99999

PH: 999.999.9999

MP drafting
& design

www.MPDRAFTING.com

P: 248.522.7096

F: 248.522.7030

ARCHITECT:

RULE JOY TRAMMELL RUBIO
ARCHITECTURE/INTERIOR DESIGN

300 GALLERIA PARKWAY SUITE 740
ATLANTA, GA 30339
P: 770.661.1492
F: 770.661.1493

ARCHITECT NOTE:
ALL NOTES REQUESTING VERIFICATION,
CONFIRMATION, OR INFORMATION THAT ARE
NOT ANSWERED ARE ASSUMED TO BE
CORRECT AS SHOWN ON THESE DRAWINGS.

STAMPS/
SUBMITTALS:

REVISION	DATE
0	10.25.19
1	01.24.20
2	04.07.20
3 - FIELD USE	05.01.20
4	07.22.20
5	10.12.20

PROJECT NUMBER:
19-329

PROJECT NAME:
PROJECT 125

SHEET DESCRIPTION:
ELEVATIONS

SHEET:
E14

GLAZING CONTRACTOR

999 STREET, ST
CITY, STATE 99999
PH: 999.999.9999

MP drafting
& design

www.MPDRAFTING.com

P: 248.522.7096
F: 248.522.7030

ARCHITECT:

RULE JOY TRAMMELL RUBIO
ARCHITECTURE/INTERIOR DESIGN

300 GALLERIA PARKWAY SUITE 740
ATLANTA, GA 30339
P: 770.661.1492
F: 770.661.1493

ARCHITECT NOTE:
ALL NOTES REQUESTING VERIFICATION,
CONFIRMATION, OR INFORMATION THAT ARE
NOT ANSWERED ARE ASSUMED TO BE
CORRECT AS SHOWN ON THESE DRAWINGS.

STAMPS/ SUBMITTALS:

REVISION	DATE
0	10.25.19
1	01.24.20
2	04.07.20
3 - FIELD USE	05.01.20
4	07.22.20
5	10.12.20

PROJECT NUMBER:

19-329

PROJECT NAME:

PROJECT 125

SHEET DESCRIPTION:

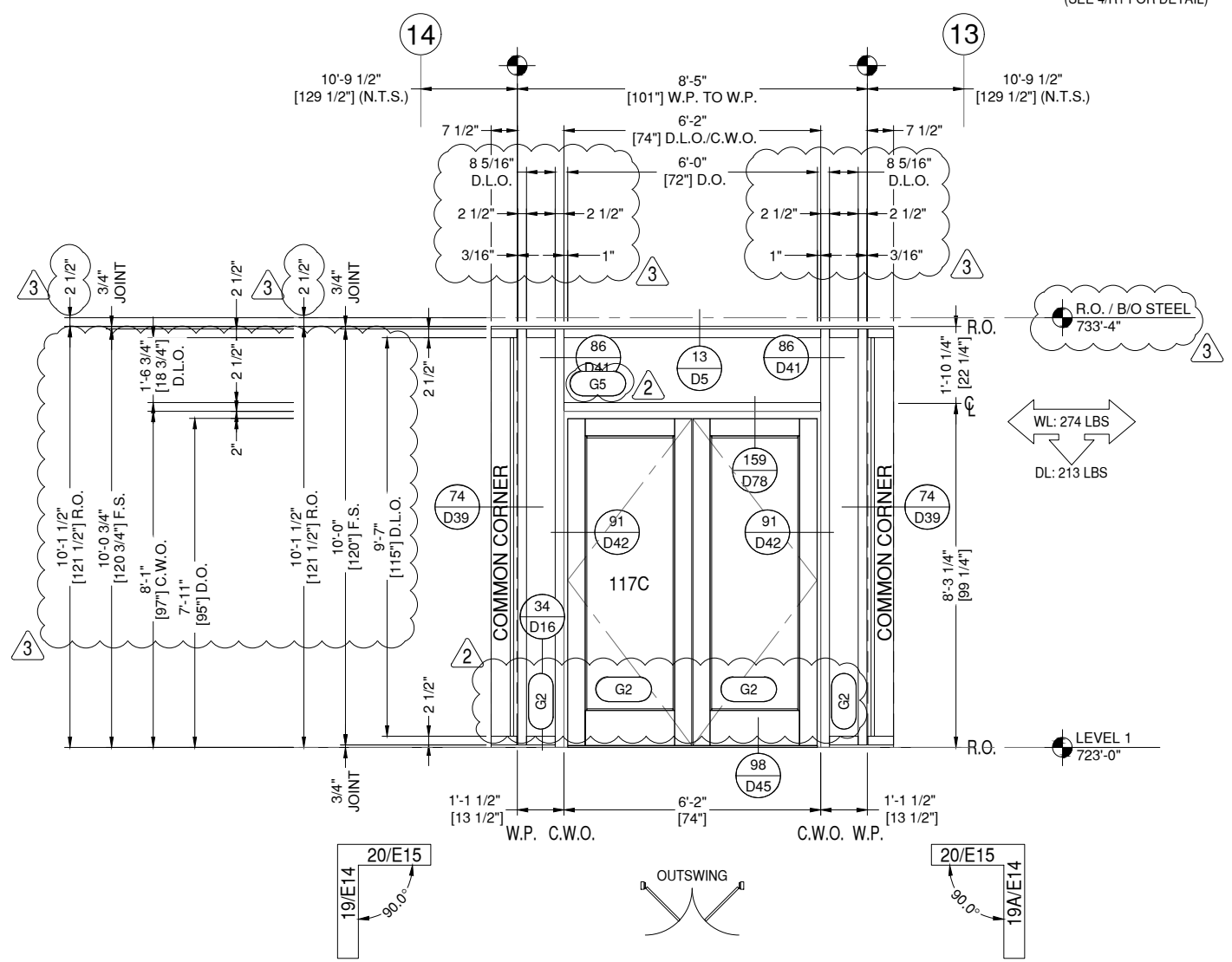
ELEVATIONS

SHEET:

E15

NOTE: ANTI-BUCKLING CLIPS
REQUIRED AT 24" ON-CENTER
STARTING 2" FROM THE END
OF THE MULLION

= PLACE DEAD LOAD SHIMS AT
SETTING BLOCK LOCATIONS
(SEE 4/R1 FOR DETAIL)



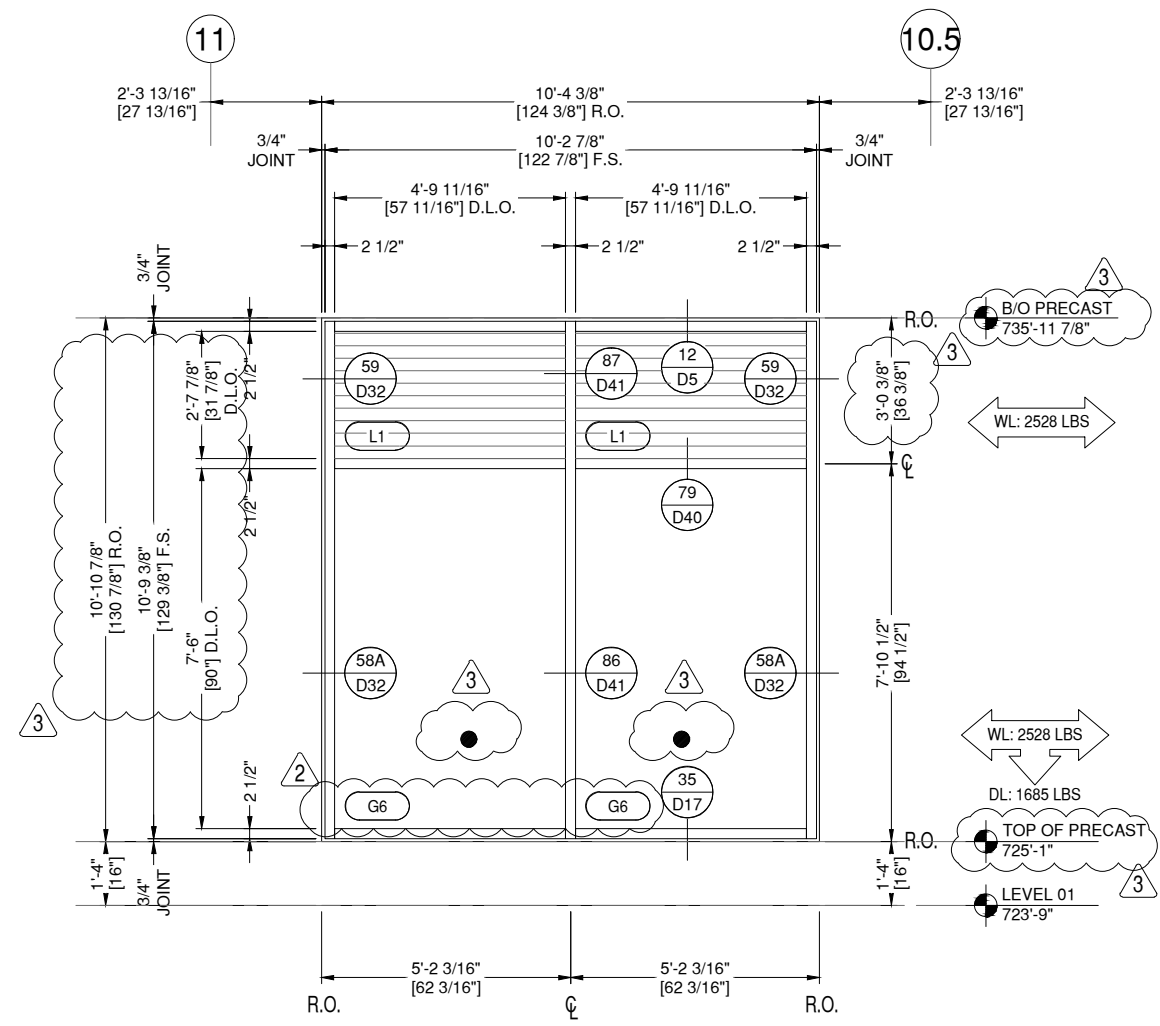
20 ELEVATION WEST PART B - CW-5
E15 DRAWING SCALE
24x36: 1/2" = 1'-0"
11x17: 1/4" = 1'-0"

THUS REQ'D: 1
OPP REQ'D: 0
TOTAL REQ'D: 1

ARCH. REF. 2/A5-11D

DOOR H.W. AL-04

TUBELITE 400SS SERIES CW
FINISH: LINETEC 398A1851 DARK KETTLE BLACK



21 ELEVATION WEST PART B - CW-6
E15 DRAWING SCALE
24x36: 1/2" = 1'-0"
11x17: 1/4" = 1'-0"

THUS REQ'D: 1
OPP REQ'D: 0
TOTAL REQ'D: 1

ARCH. REF. 2/A5-11D

TUBELITE 400SS SERIES CW
FINISH: LINETEC 398A1851 DARK KETTLE BLACK

GLAZING CONTRACTOR

999 STREET, ST
CITY, STATE 99999
PH: 999.999.9999



www.MPDRAFTING.com

P: 248.522.7096
F: 248.522.7030

ARCHITECT:

RULE JOY TRAMMELL RUBIO
ARCHITECTURE/INTERIOR DESIGN

300 GALLERIA PARKWAY SUITE 740
ATLANTA, GA 30339
P: 770.661.1492
F: 770.661.1493

ARCHITECT NOTE:
ALL NOTES REQUESTING VERIFICATION,
CONFIRMATION, OR INFORMATION THAT ARE
NOT ANSWERED ARE ASSUMED TO BE
CORRECT AS SHOWN ON THESE DRAWINGS.

STAMPS/ SUBMITTALS:

REVISION	DATE
0	10.25.19
1	01.24.20
2	04.07.20
3 - FIELD USE	05.01.20
4	07.22.20
5	10.12.20

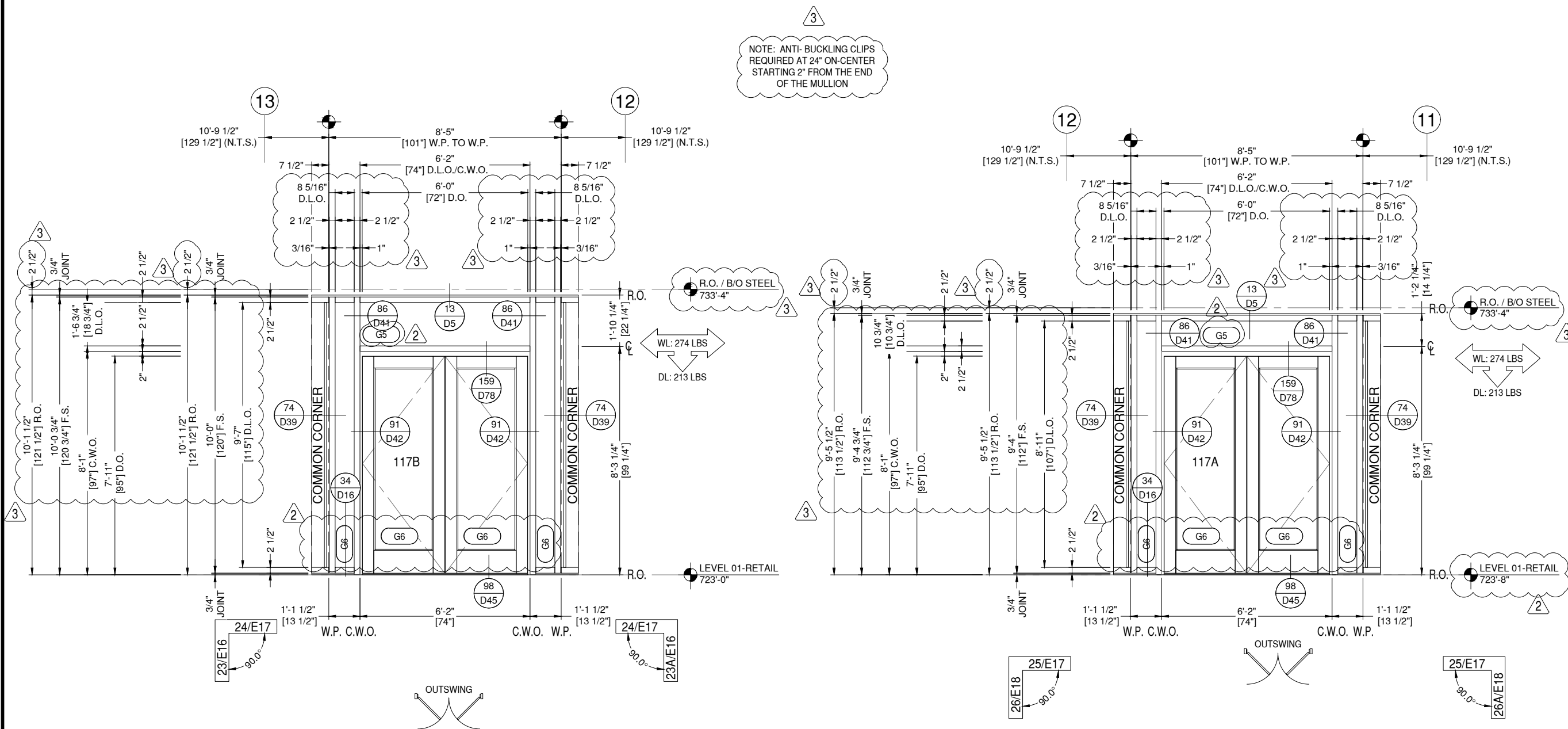
PROJECT NUMBER:
19-329

PROJECT NAME:
PROJECT 125

SHEET DESCRIPTION:
ELEVATIONS

SHEET:
E17

NOTE: ANTI-BUCKLING CLIPS
REQUIRED AT 24" ON-CENTER
STARTING 2" FROM THE END
OF THE MULLION



24 ELEVATION WEST PART B - CW-9
E17 DRAWING SCALE
24x36: 1/2" = 1'-0"
11x17: 1/4" = 1'-0"

THUS REQ'D:	1	ARCH. REF.	2/A5-11D	DOOR H.W.	AL-04
OPP REQ'D:	0				
TOTAL REQ'D:	1				

TUBELITE 400SS SERIES CW
FINISH: LINETEC 398A1851 DARK KETTLE BLACK

25 ELEVATION WEST PART B - CW-10
E17 DRAWING SCALE
24x36: 1/2" = 1'-0"
11x17: 1/4" = 1'-0"

THUS REQ'D:	1	ARCH. REF.	2/A5-11D	DOOR H.W.	AL-04
OPP REQ'D:	0				
TOTAL REQ'D:	1				

TUBELITE 400SS SERIES CW
FINISH: LINETEC 398A1851 DARK KETTLE BLACK

GLAZING CONTRACTOR

999 STREET, ST
CITY, STATE 99999
PH: 999.999.9999



www.MPDRAFTING.com

P: 248.522.7096
F: 248.522.7030

ARCHITECT:

RULE JOY TRAMMELL RUBIO
ARCHITECTURE/INTERIOR DESIGN

300 GALLERIA PARKWAY SUITE 740
ATLANTA, GA 30339
P: 770.661.1492
F: 770.661.1493

ARCHITECT NOTE:
ALL NOTES REQUESTING VERIFICATION,
CONFIRMATION, OR INFORMATION THAT ARE
NOT ANSWERED ARE ASSUMED TO BE
CORRECT AS SHOWN ON THESE DRAWINGS.

STAMPS/ SUBMITTALS:

REVISION	DATE
0	10.25.19
1	01.24.20
2	04.07.20
3 - FIELD USE	05.01.20
4	07.22.20
5	10.12.20

PROJECT NUMBER:

19-329

PROJECT NAME:

PROJECT 125

SHEET DESCRIPTION:

ELEVATIONS

SHEET:

E18

26 ELEVATION WEST PART B - CW-11

E18

DRAWING SCALE
24x36: 1/2" = 1'-0"
11x17: 1/4" = 1'-0"

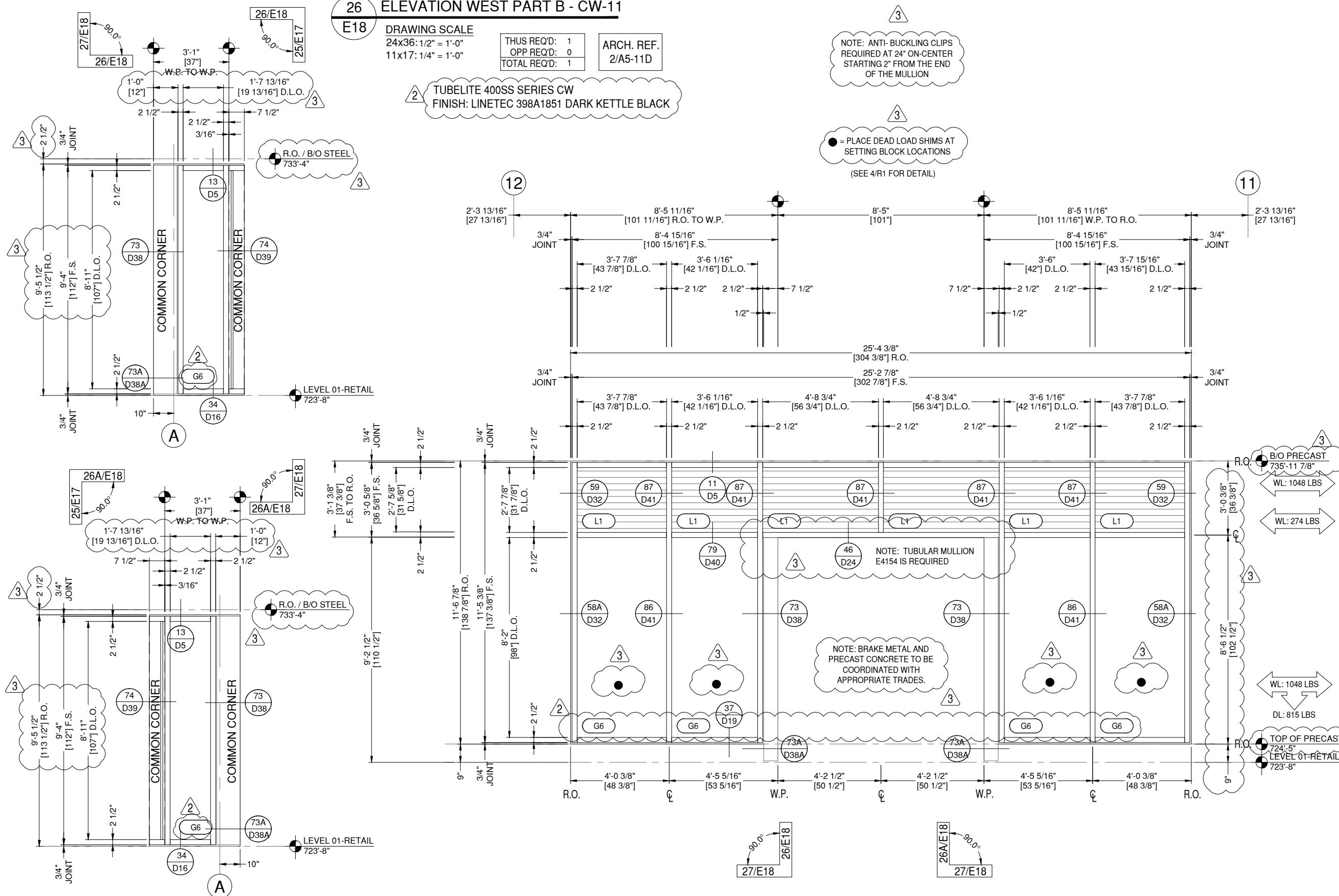
THUS REQ'D: 1
OPP REQ'D: 0
TOTAL REQ'D: 1

ARCH. REF.
2/A5-11D

TUBELITE 400SS SERIES CW
FINISH: LINETEC 398A1851 DARK KETTLE BLACK

NOTE: ANTI-BUCKLING CLIPS
REQUIRED AT 24" ON-CENTER
STARTING 2" FROM THE END
OF THE MULLION

● = PLACE DEAD LOAD SHIMS AT
SETTING BLOCK LOCATIONS
(SEE 4/R1 FOR DETAIL)



26A ELEVATION WEST PART B - CW-11

E18

DRAWING SCALE
24x36: 1/2" = 1'-0"
11x17: 1/4" = 1'-0"

THUS REQ'D: 1
OPP REQ'D: 0
TOTAL REQ'D: 1

ARCH. REF.
2/A5-11D

TUBELITE 400SS SERIES CW
FINISH: LINETEC 398A1851 DARK KETTLE BLACK

27 ELEVATION WEST PART B - CW-12

E18

DRAWING SCALE
24x36: 1/2" = 1'-0"
11x17: 1/4" = 1'-0"

THUS REQ'D: 1
OPP REQ'D: 0
TOTAL REQ'D: 1

ARCH. REF.
2/A5-11D

TUBELITE 400SS SERIES CW
FINISH: LINETEC 398A1851 DARK KETTLE BLACK

GLAZING CONTRACTOR

999 STREET, ST
CITY, STATE 99999
PH: 999.999.9999



www.MPDRAFTING.com

P: 248.522.7096
F: 248.522.7030

ARCHITECT:

RULE JOY TRAMMELL RUBIO
ARCHITECTURE/INTERIOR DESIGN

300 GALLERIA PARKWAY SUITE 740
ATLANTA, GA 30339
P: 770.661.1492
F: 770.661.1493

ARCHITECT NOTE:
ALL NOTES REQUESTING VERIFICATION,
CONFIRMATION, OR INFORMATION THAT ARE
NOT ANSWERED ARE ASSUMED TO BE
CORRECT AS SHOWN ON THESE DRAWINGS.

STAMPS/ SUBMITTALS:

REVISION	DATE
0	10.25.19
1	01.24.20
2	04.07.20
3 - FIELD USE	05.01.20
4	07.22.20
5	10.12.20

PROJECT NUMBER:
19-329

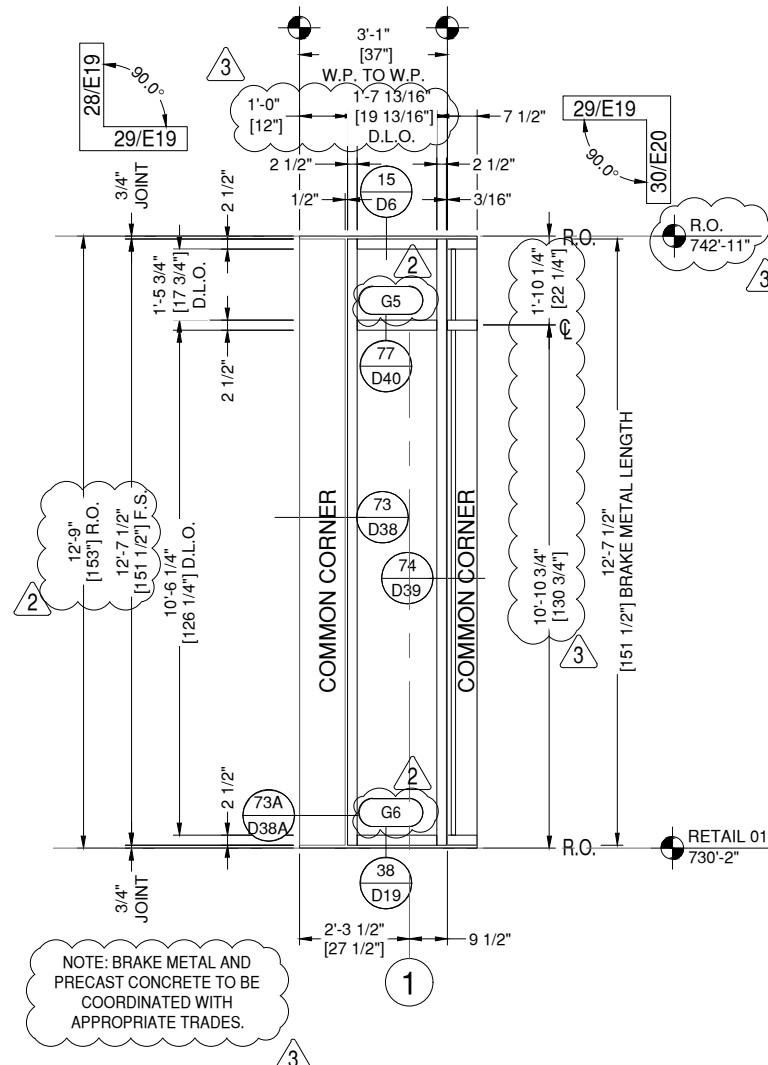
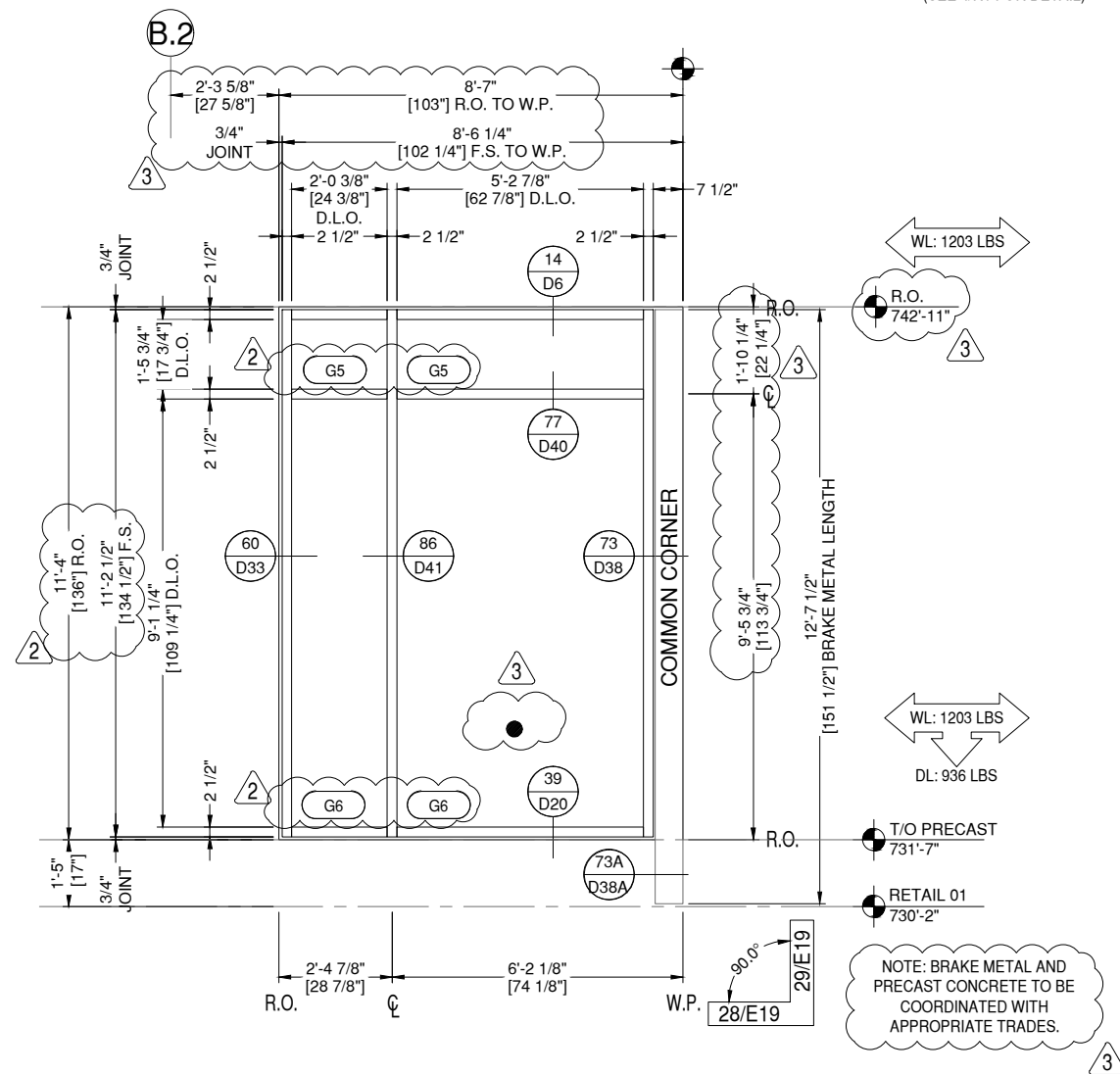
PROJECT NAME:
PROJECT 125

SHEET DESCRIPTION:
ELEVATIONS

SHEET:
E19

3
NOTE: ANTI-BUCKLING CLIPS
REQUIRED AT 24" ON-CENTER
STARTING 2" FROM THE END
OF THE MULLION

3
● = PLACE DEAD LOAD SHIMS AT
SETTING BLOCK LOCATIONS
(SEE 4/R1 FOR DETAIL)



28 ELEVATION SOUTH - CW-1
E19 DRAWING SCALE
24x36: 1/2" = 1'-0"
11x17: 1/4" = 1'-0"

THIS REQ'D: 1
OPP REQ'D: 0
TOTAL REQ'D: 1

ARCH. REF.
2/A5-21A

2 TUBELITE 400SS SERIES CW
FINISH: LINETEC 398A1851 DARK KETTLE BLACK

29 ELEVATION SOUTH - CW-2
E19 DRAWING SCALE
24x36: 1/2" = 1'-0"
11x17: 1/4" = 1'-0"

THIS REQ'D: 1
OPP REQ'D: 0
TOTAL REQ'D: 1

ARCH. REF.
2/A5-21A

2 TUBELITE 400SS SERIES CW
FINISH: LINETEC 398A1851 DARK KETTLE BLACK

GLAZING CONTRACTOR

999 STREET, ST
CITY, STATE 99999
PH: 999.999.9999

MP drafting
& design

www.MPDRAFTING.com

P: 248.522.7096
F: 248.522.7030

ARCHITECT:

RULE JOY TRAMMELL RUBIO
ARCHITECTURE/INTERIOR DESIGN

300 GALLERIA PARKWAY SUITE 740
ATLANTA, GA 30339
P: 770.661.1492
F: 770.661.1493

ARCHITECT NOTE:
ALL NOTES REQUESTING VERIFICATION,
CONFIRMATION, OR INFORMATION THAT ARE
NOT ANSWERED ARE ASSUMED TO BE
CORRECT AS SHOWN ON THESE DRAWINGS.

STAMPS/ SUBMITTALS:

REVISION	DATE
0	10.25.19
1	01.24.20
2	04.07.20
3 - FIELD USE	05.01.20
4	07.22.20
5	10.12.20

PROJECT NUMBER:
19-329

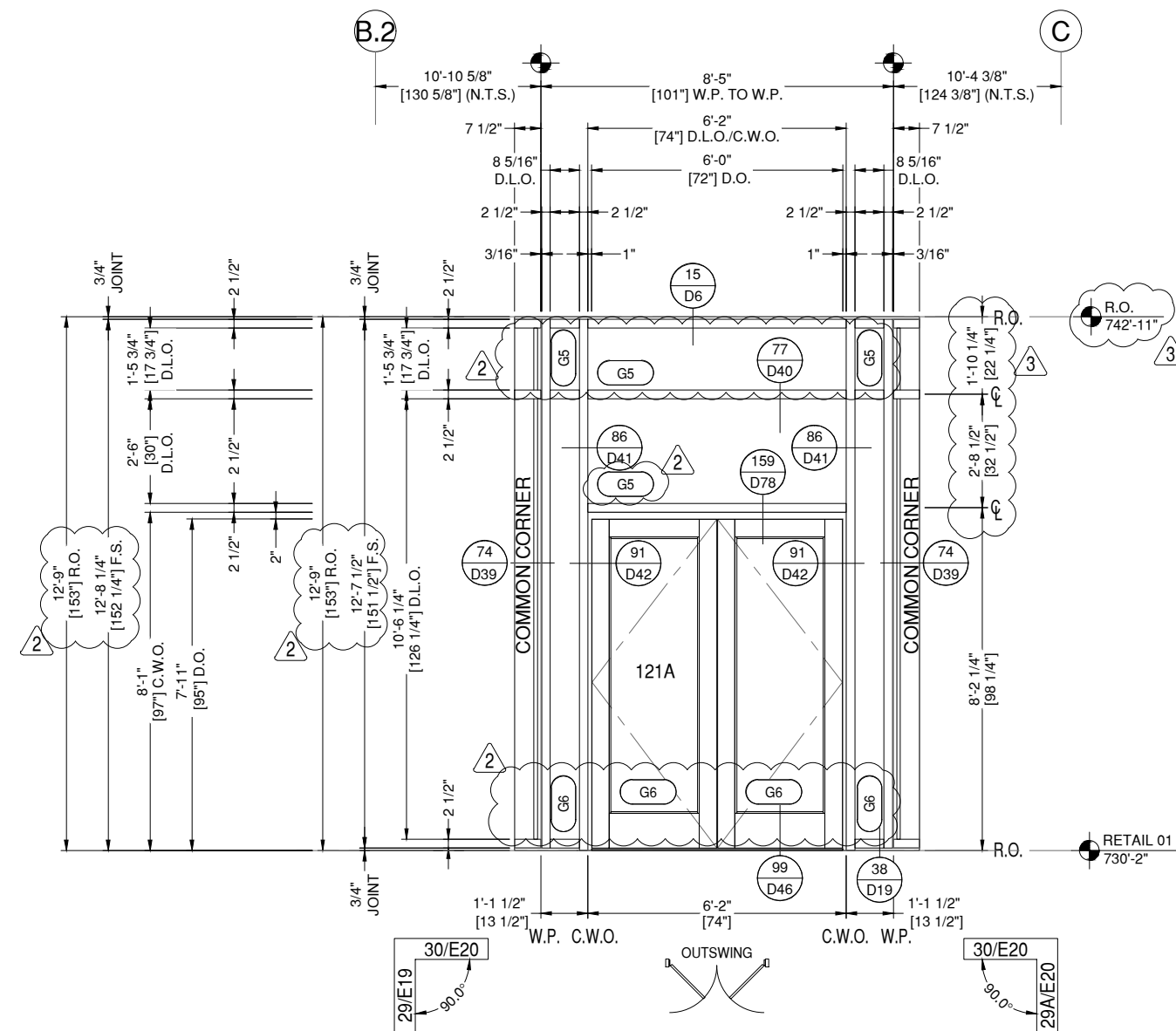
PROJECT NAME:
PROJECT 125

SHEET DESCRIPTION:
ELEVATIONS

SHEET:
E20

3

NOTE: ANTI-BUCKLING CLIPS
REQUIRED AT 24" ON-CENTER
STARTING 2" FROM THE END
OF THE MULLION



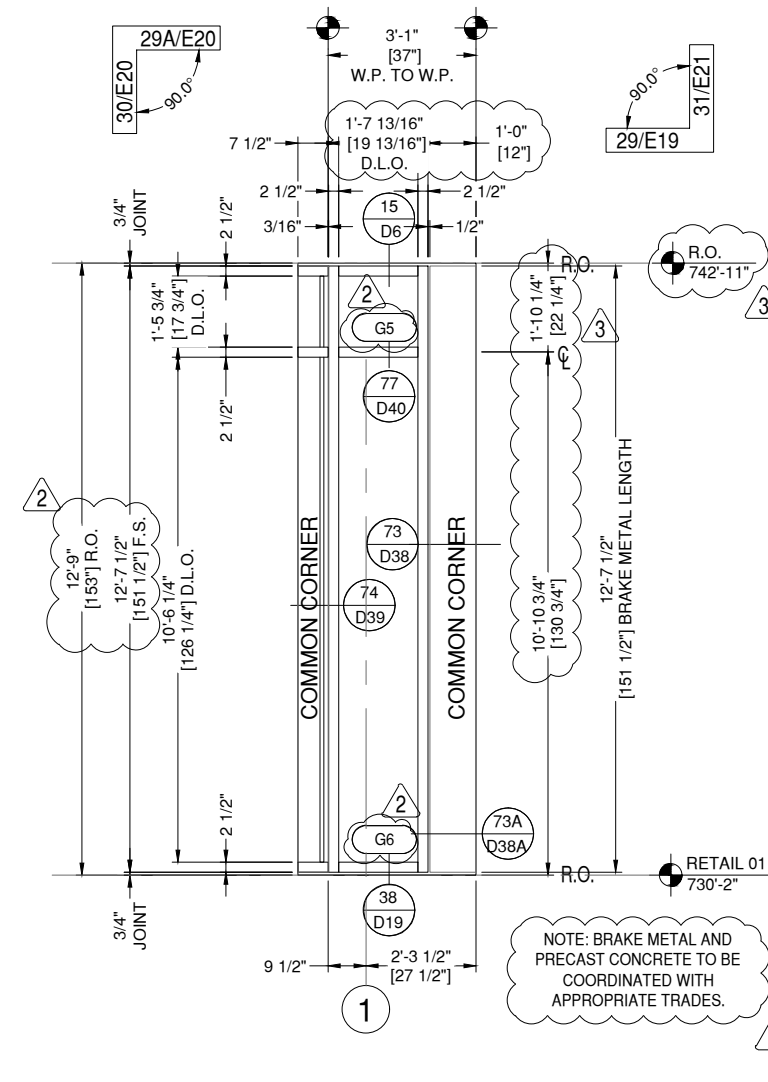
30 ELEVATION SOUTH - CW-3
E20 DRAWING SCALE
24x36: 1/2" = 1'-0"
11x17: 1/4" = 1'-0"

THUS REQ'D: 1
OPP REQ'D: 0
TOTAL REQ'D: 1

ARCH. REF.
2/A5-21A

DOOR H.W.
AL-04

2 TUBELITE 400SS SERIES CW
FINISH: LINETEC 398A1851 DARK KETTLE BLACK



29A ELEVATION SOUTH - CW-2
E20 DRAWING SCALE
24x36: 1/2" = 1'-0"
11x17: 1/4" = 1'-0"

THUS REQ'D: 1
OPP REQ'D: 0
TOTAL REQ'D: 1

ARCH. REF.
2/A5-21A

2 TUBELITE 400SS SERIES CW
FINISH: LINETEC 398A1851 DARK KETTLE BLACK

NOTE: BRAKE METAL AND
PRECAST CONCRETE TO BE
COORDINATED WITH
APPROPRIATE TRADES.

GLAZING CONTRACTOR

999 STREET, ST
CITY, STATE 99999
PH: 999.999.9999



www.MPDRAFTING.com

P: 248.522.7096
F: 248.522.7030

ARCHITECT:

RULE JOY TRAMMELL RUBIO
ARCHITECTURE/INTERIOR DESIGN

300 GALLERIA PARKWAY SUITE 740
ATLANTA, GA 30339
P: 770.661.1492
F: 770.661.1493

ARCHITECT NOTE:
ALL NOTES REQUESTING VERIFICATION,
CONFIRMATION, OR INFORMATION THAT ARE
NOT ANSWERED ARE ASSUMED TO BE
CORRECT AS SHOWN ON THESE DRAWINGS.

STAMPS/ SUBMITTALS:

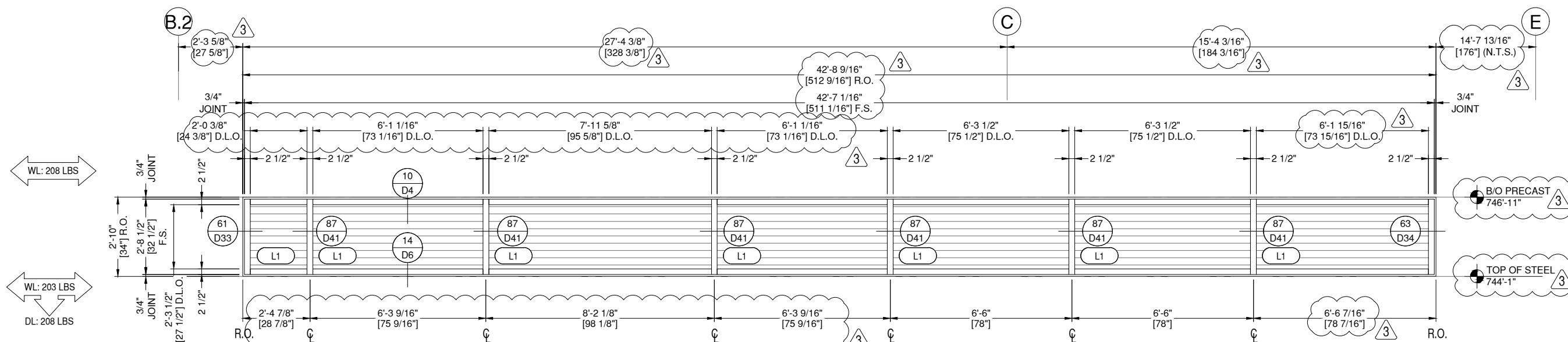
REVISION	DATE
0	10.25.19
1	01.24.20
2	04.07.20
3 - FIELD USE	05.01.20
4	07.22.20
5	10.12.20

PROJECT NUMBER:
19-329

PROJECT NAME:
PROJECT 125

SHEET DESCRIPTION:
ELEVATIONS

SHEET:
E21



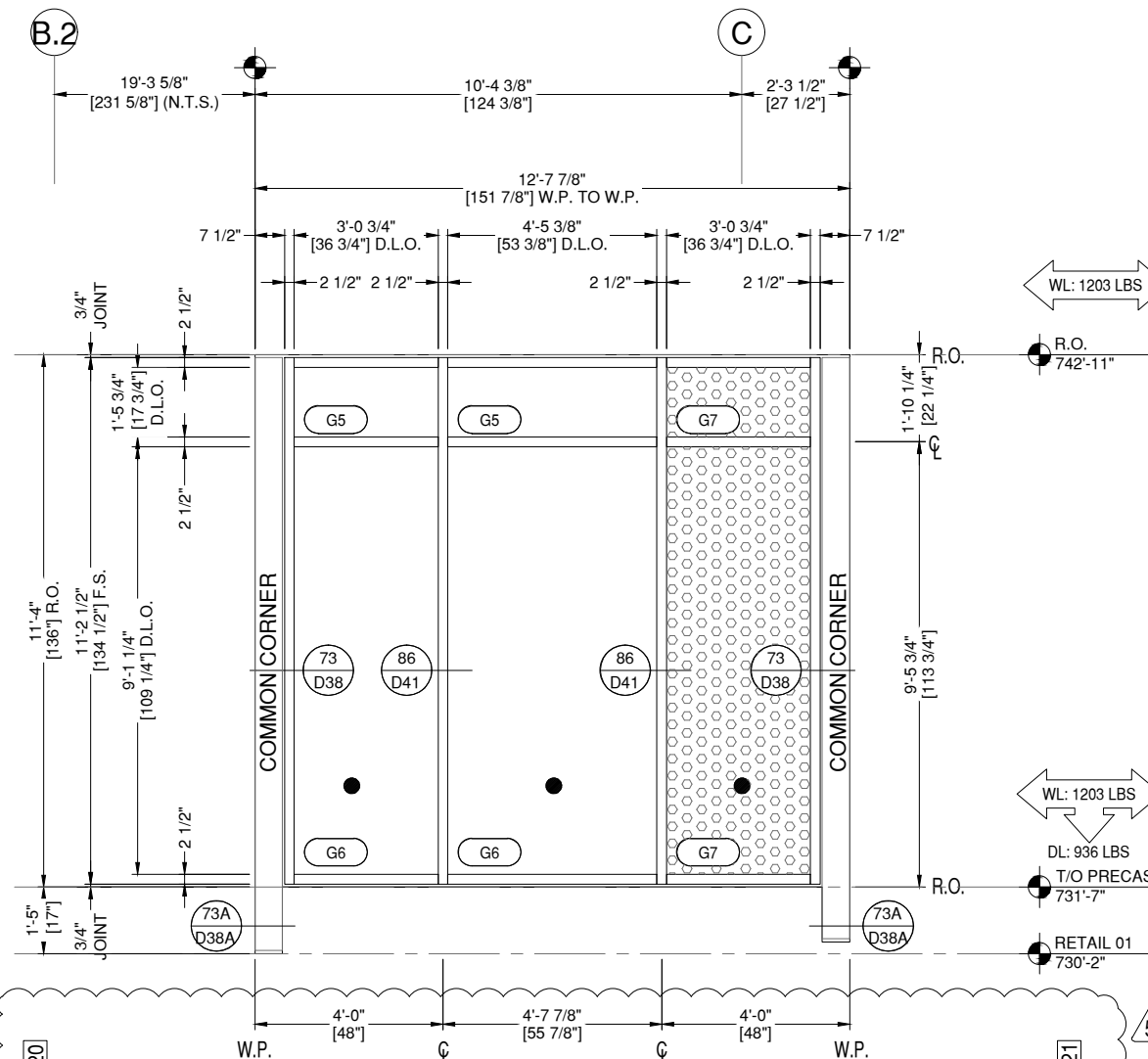
31A ELEVATION SOUTH - CW-4A

E21 DRAWING SCALE
24x36: 1/2" = 1'-0"
11x17: 1/4" = 1'-0"

THUS REQ'D: 1
OPP REQ'D: 0
TOTAL REQ'D: 1

ARCH. REF.
2/A5-21A

2 TUBELITE 400SS SERIES CW
FINISH: LINETEC 398A1851 DARK KETTLE BLACK



31 ELEVATION SOUTH - CW-4

E21 DRAWING SCALE
24x36: 1/2" = 1'-0"
11x17: 1/4" = 1'-0"

THUS REQ'D: 1
OPP REQ'D: 0
TOTAL REQ'D: 1

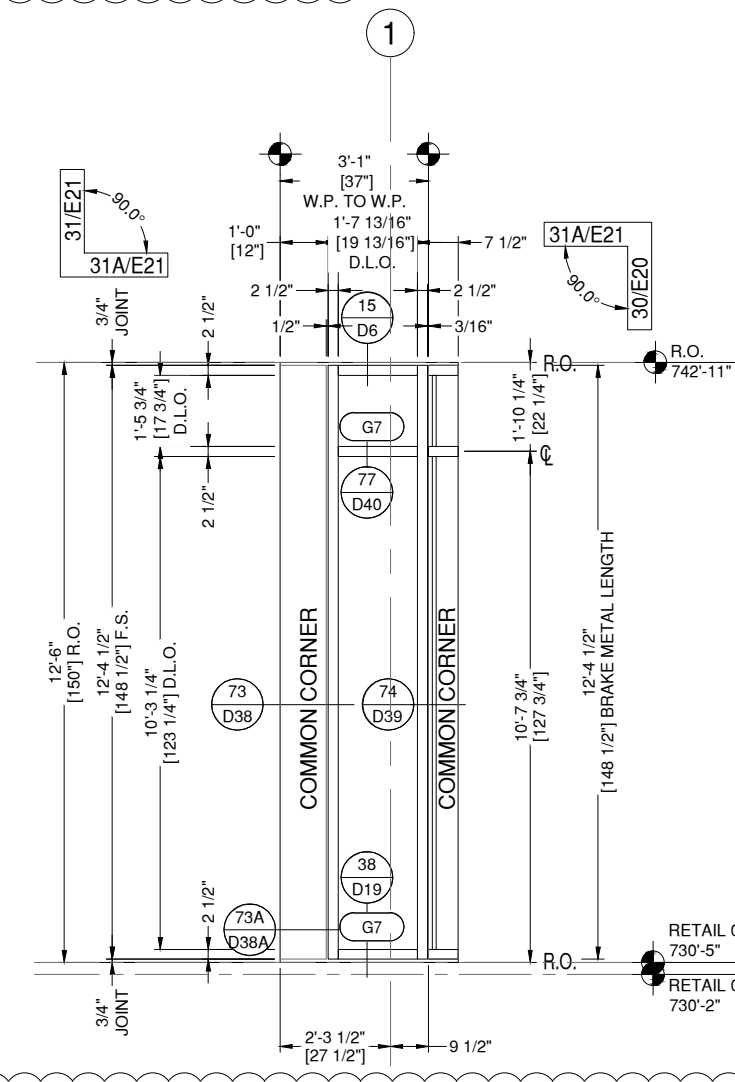
ARCH. REF.
2/A5-21A

TUBELITE 400SS SERIES CW
FINISH: LINETEC 398A1851 DARK KETTLE BLACK

NOTE: ANTI-BUCKLING CLIPS
REQUIRED AT 24" ON-CENTER
STARTING 2" FROM THE END
OF THE MULLION

● = PLACE DEAD LOAD SHIMS AT
SETTING BLOCK LOCATIONS
(SEE 4/R1 FOR DETAIL)

NOTE: BRAKE METAL AND
PRECAST CONCRETE TO BE
COORDINATED WITH
APPROPRIATE TRADES.



31A ELEVATION SOUTH - CW-4A

E21 DRAWING SCALE
24x36: 1/2" = 1'-0"
11x17: 1/4" = 1'-0"

THUS REQ'D: 1
OPP REQ'D: 0
TOTAL REQ'D: 1

ARCH. REF.
2/A5-21A

TUBELITE 400SS SERIES CW
FINISH: LINETEC 398A1851 DARK KETTLE BLACK

GLAZING CONTRACTOR

999 STREET, ST
CITY, STATE 99999

PH: 999.999.9999



www.MPDRAFTING.com

P: 248.522.7096
F: 248.522.7030

ARCHITECT:

RULE JOY TRAMMELL RUBIO
ARCHITECTURE/INTERIOR DESIGN

300 GALLERIA PARKWAY SUITE 740
ATLANTA, GA 30339
P: 770.661.1492
F: 770.661.1493

ARCHITECT NOTE:
ALL NOTES REQUESTING VERIFICATION,
CONFIRMATION, OR INFORMATION THAT ARE
NOT ANSWERED ARE ASSUMED TO BE
CORRECT AS SHOWN ON THESE DRAWINGS.

STAMPS/ SUBMITTALS:

REVISION	DATE
0	10.25.19
1	01.24.20
2	04.07.20
3 - FIELD USE	05.01.20
4	07.22.20
5	10.12.20

PROJECT NUMBER:

19-329

PROJECT NAME:

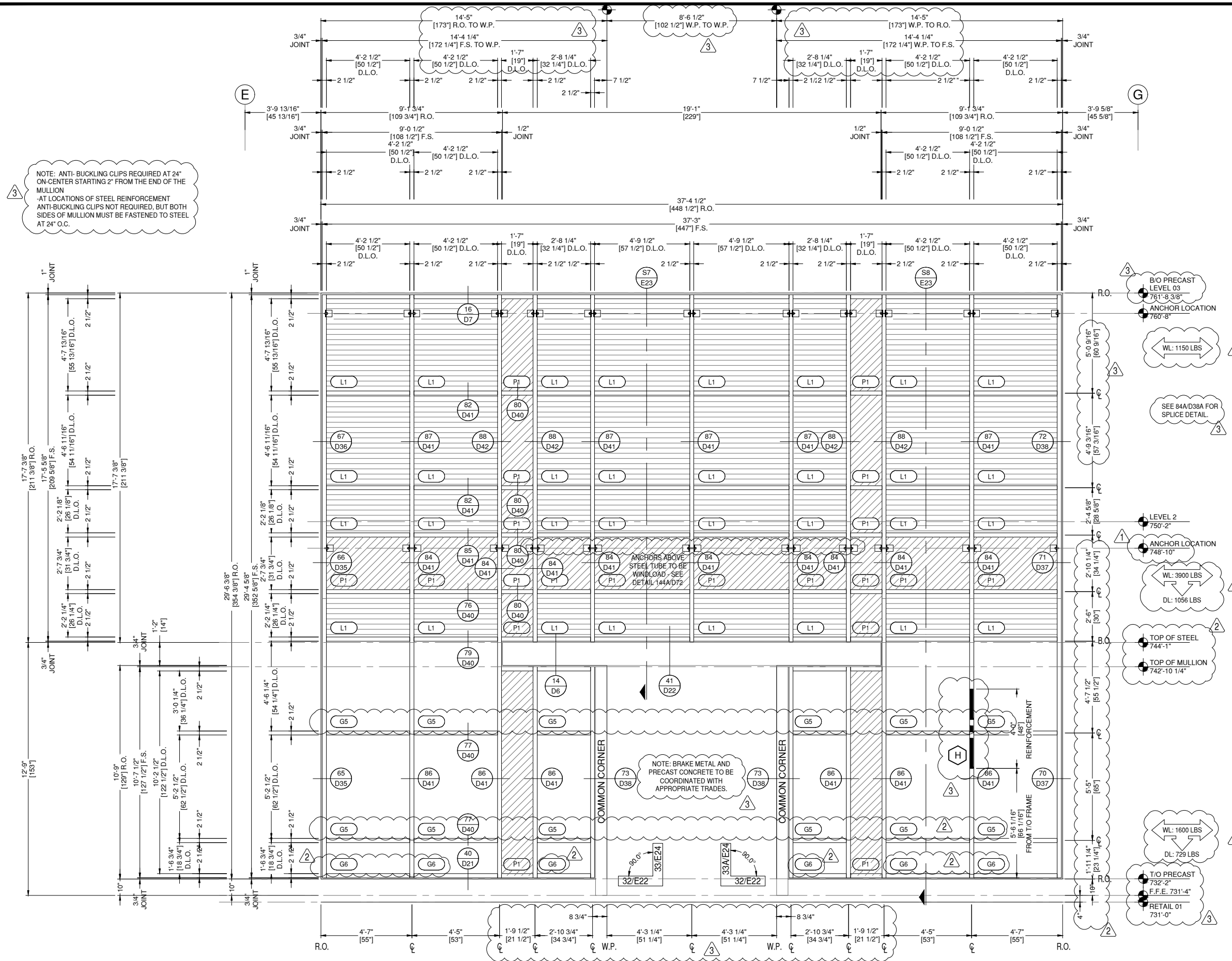
PROJECT 125

SHEET DESCRIPTION:

ELEVATIONS

SHEET:

E22



NOTE: ANTI-BUCKLING CLIPS REQUIRED AT 24" ON-CENTER STARTING 2" FROM THE END OF THE MULLION
-AT LOCATIONS OF STEEL REINFORCEMENT ANTI-BUCKLING CLIPS NOT REQUIRED, BUT BOTH SIDES OF MULLION MUST BE FASTENED TO STEEL AT 24" O.C.

B/O PRECAST LEVEL 03
761'-8 3/8"
ANCHOR LOCATION
763'-8"

WL: 1150 LBS

SEE 84A/D38A FOR SPLICE DETAIL.

LEVEL 2
750'-2"

ANCHOR LOCATION
748'-10"

WL: 3900 LBS
DL: 1056 LBS

TOP OF STEEL
744'-1"

TOP OF MULLION
742'-10 1/4"

WL: 1600 LBS
DL: 729 LBS

T/O PRECAST
732'-2"
F.F.E. 731'-4"
RETAIL 01
731'-0"

32 ELEVATION SOUTH - CW-5
E22 DRAWING SCALE
24x36: N.T.S.
11x17: N.T.S.

THUS REQ'D: 1
OPP REQ'D: 0
TOTAL REQ'D: 1
ARCH. REF.
2/A5-21A

TUBELITE 400SS SERIES CW
FINISH: LINETEC 398A1851 DARK KETTLE BLACK

REINFORCEMENT KEY
H (2) 3/4" X 4" A36 STEEL BAR, 48" LONG

GLAZING CONTRACTOR

999 STREET, ST
CITY, STATE 99999

PH: 999.999.9999

MP drafting
& design

www.MPDRAFTING.com

P: 248.522.7096

F: 248.522.7030

ARCHITECT:

RULE JOY TRAMMELL RUBIO
ARCHITECTURE/INTERIOR DESIGN

300 GALLERIA PARKWAY SUITE 740
ATLANTA, GA 30339
P: 770.661.1492
F: 770.661.1493

ARCHITECT NOTE:
ALL NOTES REQUESTING VERIFICATION,
CONFIRMATION, OR INFORMATION THAT ARE
NOT ANSWERED ARE ASSUMED TO BE
CORRECT AS SHOWN ON THESE DRAWINGS.

STAMPS/ SUBMITTALS:

REVISION	DATE
0	10.25.19
1	01.24.20
2	04.07.20
3 - FIELD USE	05.01.20
4	07.22.20
5	10.12.20

PROJECT NUMBER:

19-329

PROJECT NAME:

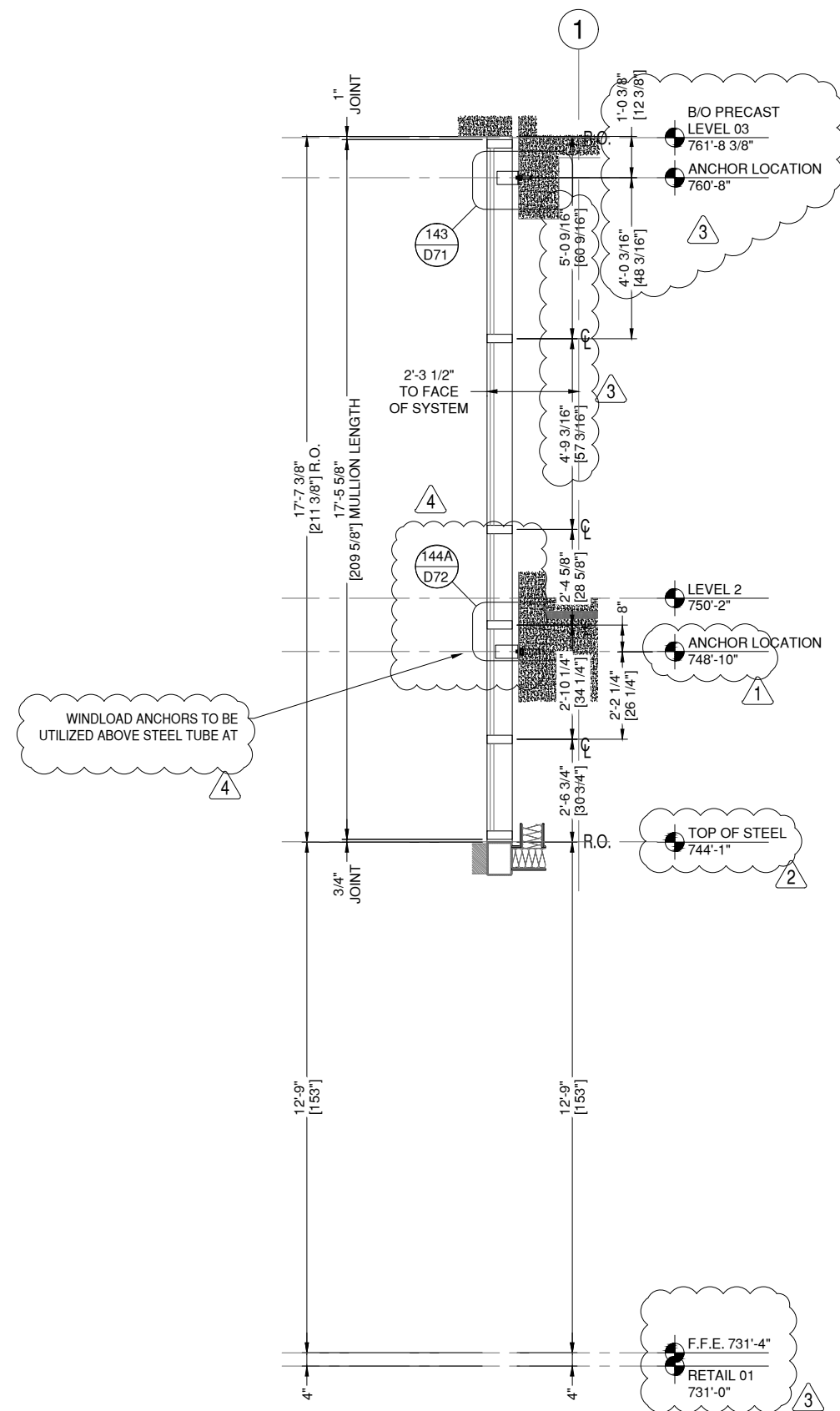
PROJECT 125

SHEET DESCRIPTION:

ELEVATIONS

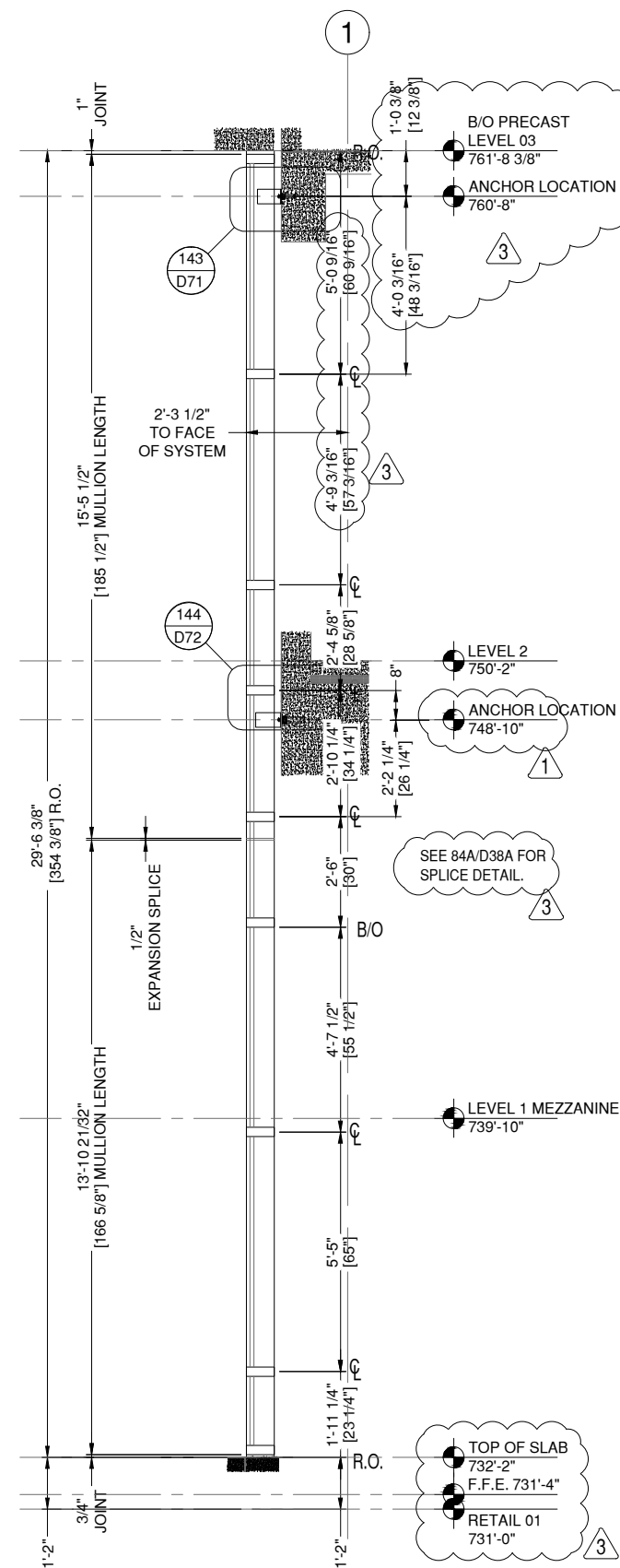
SHEET:

E23



S7 SECTION 7
E23 DRAWING SCALE
24x36: 1/2" = 1'-0"
11x17: 1/4" = 1'-0"

ARCH. REF.
4/A6-21



S8 SECTION 8
E23 DRAWING SCALE
24x36: 1/2" = 1'-0"
11x17: 1/4" = 1'-0"

ARCH. REF.
1/A6-31A

GLAZING CONTRACTOR

999 STREET, ST
CITY, STATE 99999

PH: 999.999.9999

MP drafting
& design

www.MPDRAFTING.com

P: 248.522.7096

F: 248.522.7030

ARCHITECT:

RULE JOY TRAMMELL RUBIO
ARCHITECTURE/INTERIOR DESIGN

300 GALLERIA PARKWAY SUITE 740
ATLANTA, GA 30339
P: 770.661.1492
F: 770.661.1493

ARCHITECT NOTE:
ALL NOTES REQUESTING VERIFICATION,
CONFIRMATION, OR INFORMATION THAT ARE
NOT ANSWERED ARE ASSUMED TO BE
CORRECT AS SHOWN ON THESE DRAWINGS.

STAMPS/ SUBMITTALS:

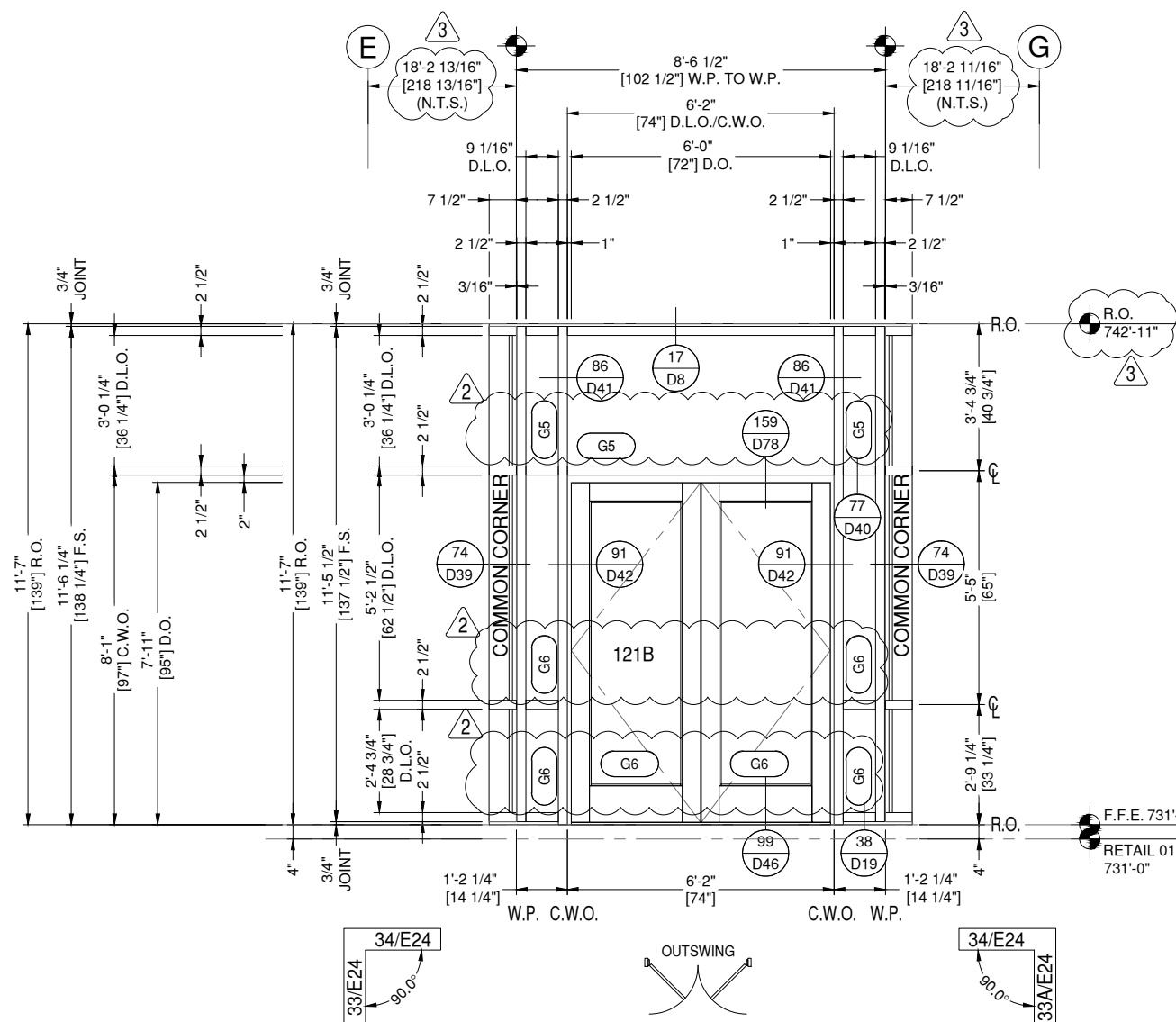
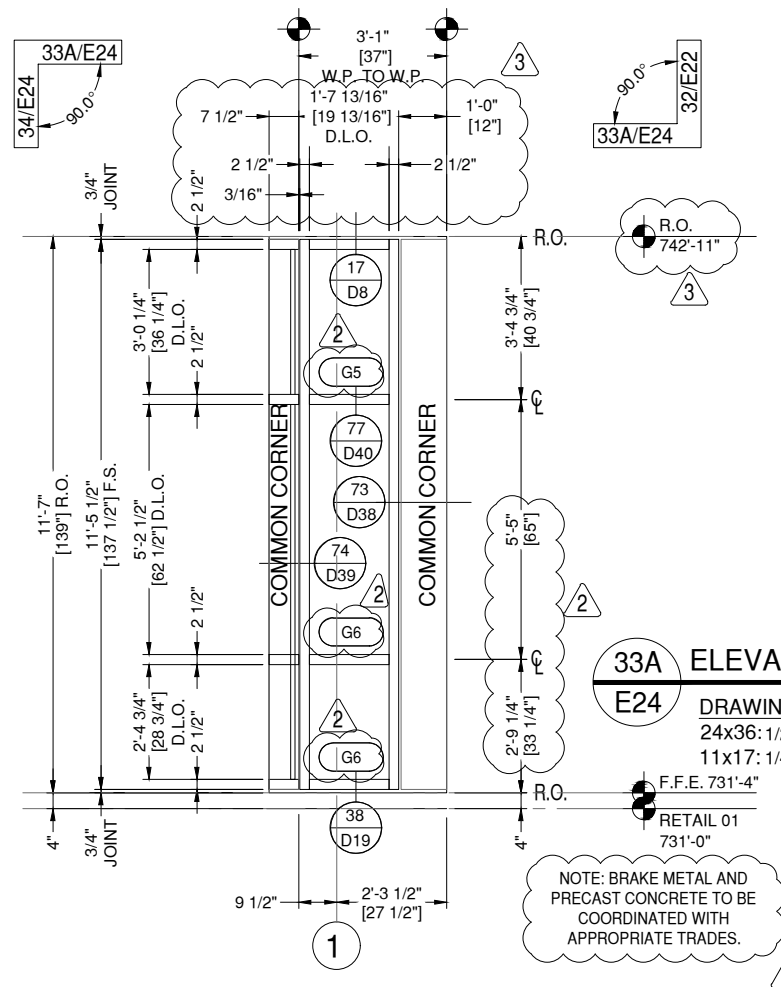
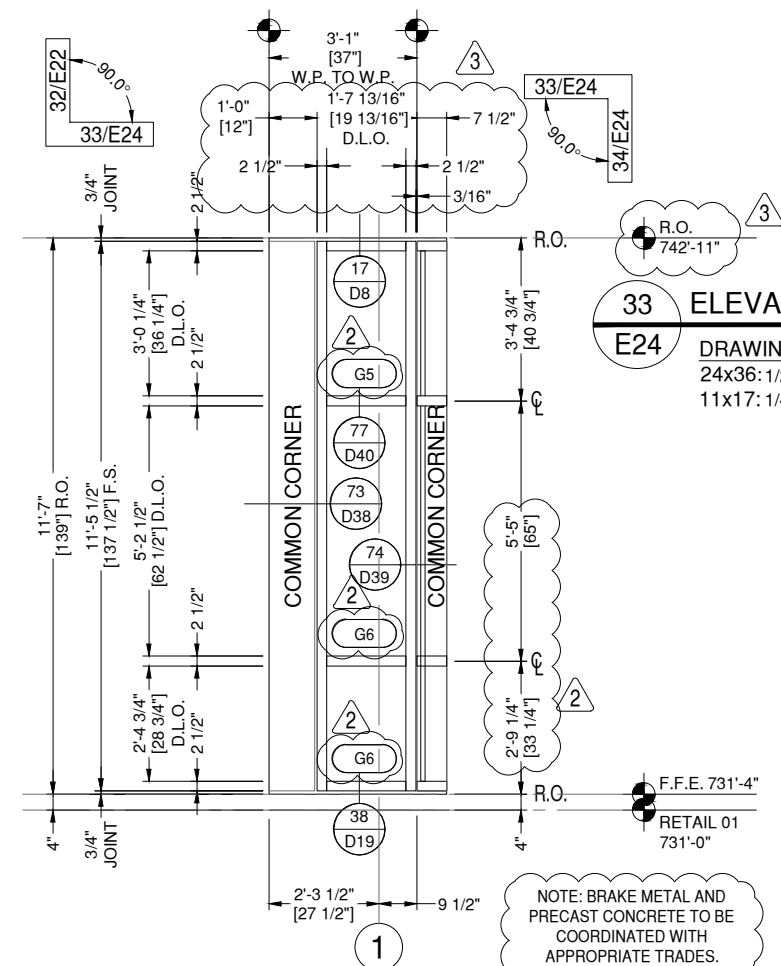
REVISION	DATE
0	10.25.19
1	01.24.20
2	04.07.20
3 - FIELD USE	05.01.20
4	07.22.20
5	10.12.20

PROJECT NUMBER:
19-329

PROJECT NAME:
PROJECT 125

SHEET DESCRIPTION:
ELEVATIONS

SHEET:
E24



GLAZING CONTRACTOR

999 STREET, ST
CITY, STATE 99999

PH: 999.999.9999



www.MPDRAFTING.com

P: 248.522.7096

F: 248.522.7030

ARCHITECT:

RULE JOY TRAMMELL RUBIO
ARCHITECTURE/INTERIOR DESIGN

300 GALLERIA PARKWAY SUITE 740
ATLANTA, GA 30339
P: 770.661.1492
F: 770.661.1493

ARCHITECT NOTE:
ALL NOTES REQUESTING VERIFICATION,
CONFIRMATION, OR INFORMATION THAT ARE
NOT ANSWERED ARE ASSUMED TO BE
CORRECT AS SHOWN ON THESE DRAWINGS.

STAMPS/ SUBMITTALS:

REVISION	DATE
0	10.25.19
1	01.24.20
2	04.07.20
3 - FIELD USE	05.01.20
4	07.22.20
5	10.12.20

PROJECT NUMBER:

19-329

PROJECT NAME:

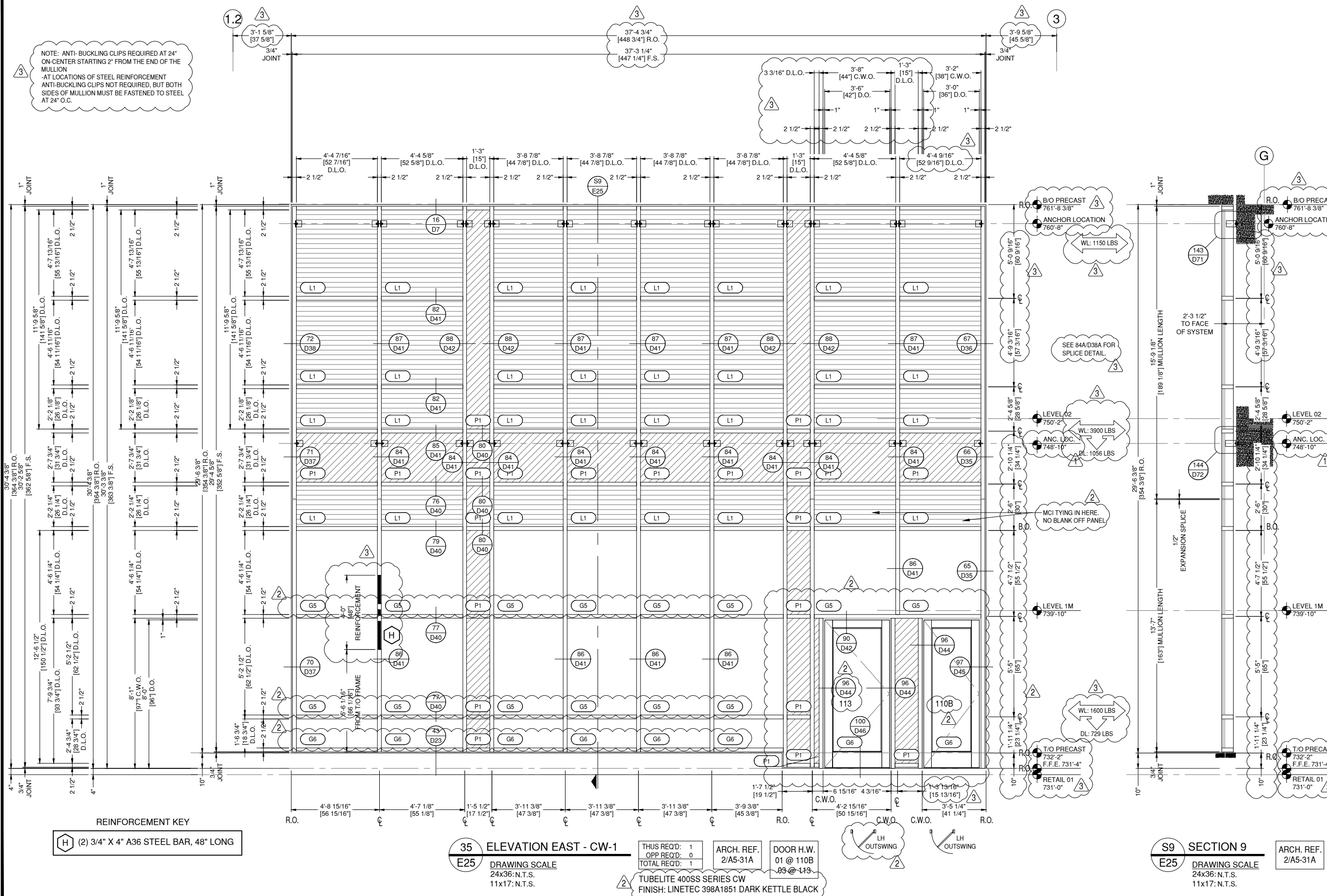
PROJECT 125

SHEET DESCRIPTION:

ELEVATIONS

SHEET:

E25



GLAZING CONTRACTOR

999 STREET, ST
CITY, STATE 99999
PH: 999.999.9999

MP drafting
& design

www.MPDRAFTING.com

P: 248.522.7096
F: 248.522.7030

ARCHITECT:

RULE JOY TRAMMELL RUBIO
ARCHITECTURE/INTERIOR DESIGN

300 GALLERIA PARKWAY SUITE 740
ATLANTA, GA 30339
P: 770.661.1492
F: 770.661.1493

ARCHITECT NOTE:
ALL NOTES REQUESTING VERIFICATION,
CONFIRMATION, OR INFORMATION THAT ARE
NOT ANSWERED ARE ASSUMED TO BE
CORRECT AS SHOWN ON THESE DRAWINGS.

STAMPS/ SUBMITTALS:

REVISION	DATE
0	10.25.19
1	01.24.20
2	04.07.20
3 - FIELD USE	05.01.20
4	07.22.20
5	10.12.20

PROJECT NUMBER:
19-329

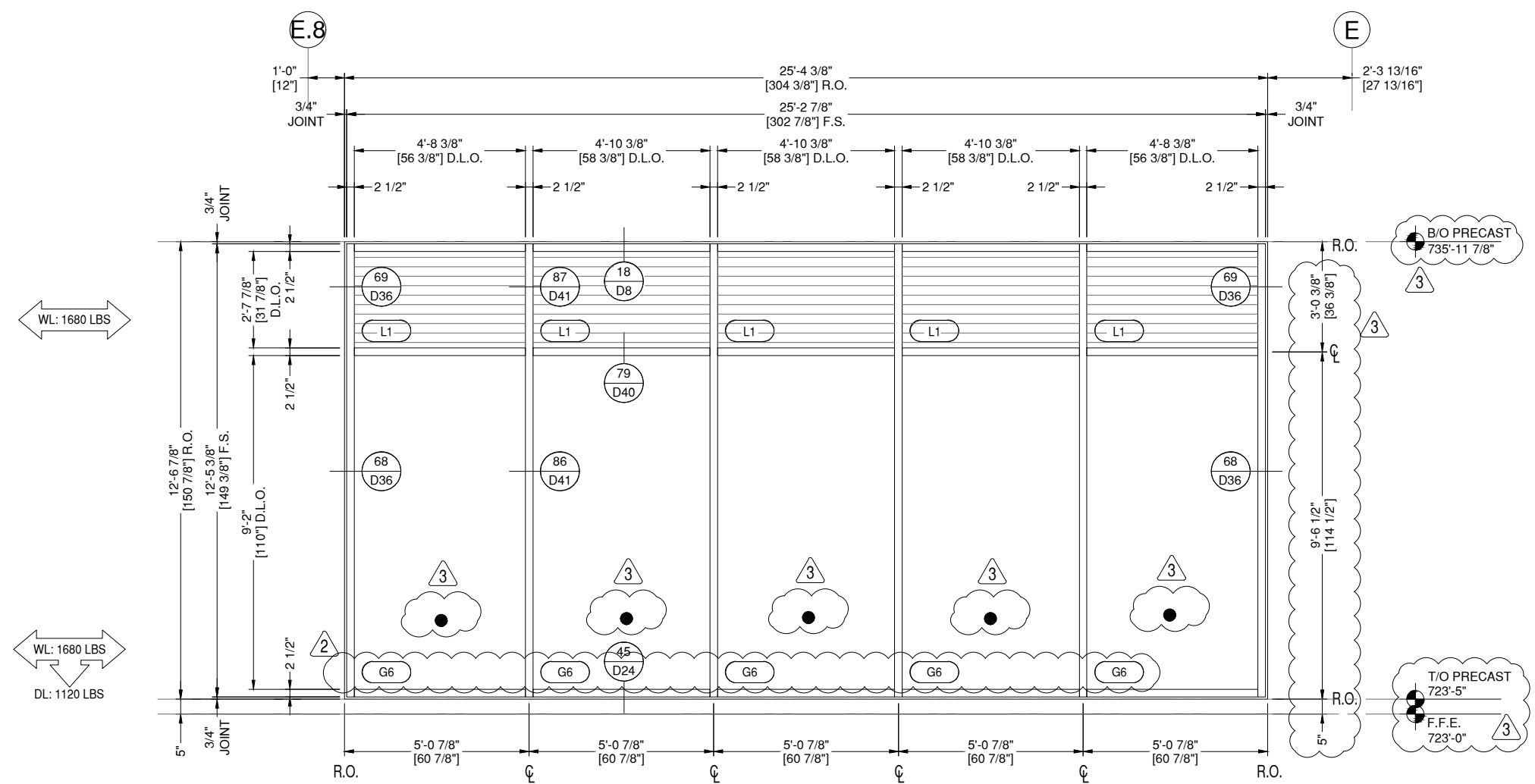
PROJECT NAME:
PROJECT 125

SHEET DESCRIPTION:
ELEVATIONS

SHEET:
E26

3
NOTE: ANTI-BUCKLING CLIPS
REQUIRED AT 24" ON-CENTER
STARTING 2" FROM THE END
OF THE MULLION

3
● = PLACE DEAD LOAD SHIMS AT
SETTING BLOCK LOCATIONS



36 ELEVATION NORTH - CW-1
E26 DRAWING SCALE
24x36: 1/2" = 1'-0"
11x17: 1/4" = 1'-0"

THUS REQ'D: 1
OPP REQ'D: 0
TOTAL REQ'D: 1
ARCH. REF.
2/A5-41A

2 TUBELITE 400SS SERIES CW
FINISH: LINETEC 398A1851 DARK KETTLE BLACK

GLAZING
CONTRACTOR

999 STREET, ST
CITY, STATE 99999
PH: 999.999.9999



www.MPDRAFTING.com
P: 248.522.7096
F: 248.522.7030

ARCHITECT:

RULE JOY TRAMMELL RUBIO
ARCHITECTURE/INTERIOR DESIGN
300 GALLERIA PARKWAY SUITE 740
ATLANTA, GA 30339
P: 770.661.1492
F: 770.661.1493

ARCHITECT NOTE:
ALL NOTES REQUESTING VERIFICATION,
CONFIRMATION, OR INFORMATION THAT ARE
NOT ANSWERED ARE ASSUMED TO BE
CORRECT AS SHOWN ON THESE DRAWINGS.

STAMPS/
SUBMITTALS:

REVISION	DATE
0	10.25.19
1	01.24.20
2	04.07.20
3 - FIELD USE	05.01.20
4	07.22.20
5	10.12.20

PROJECT NUMBER:
19-329

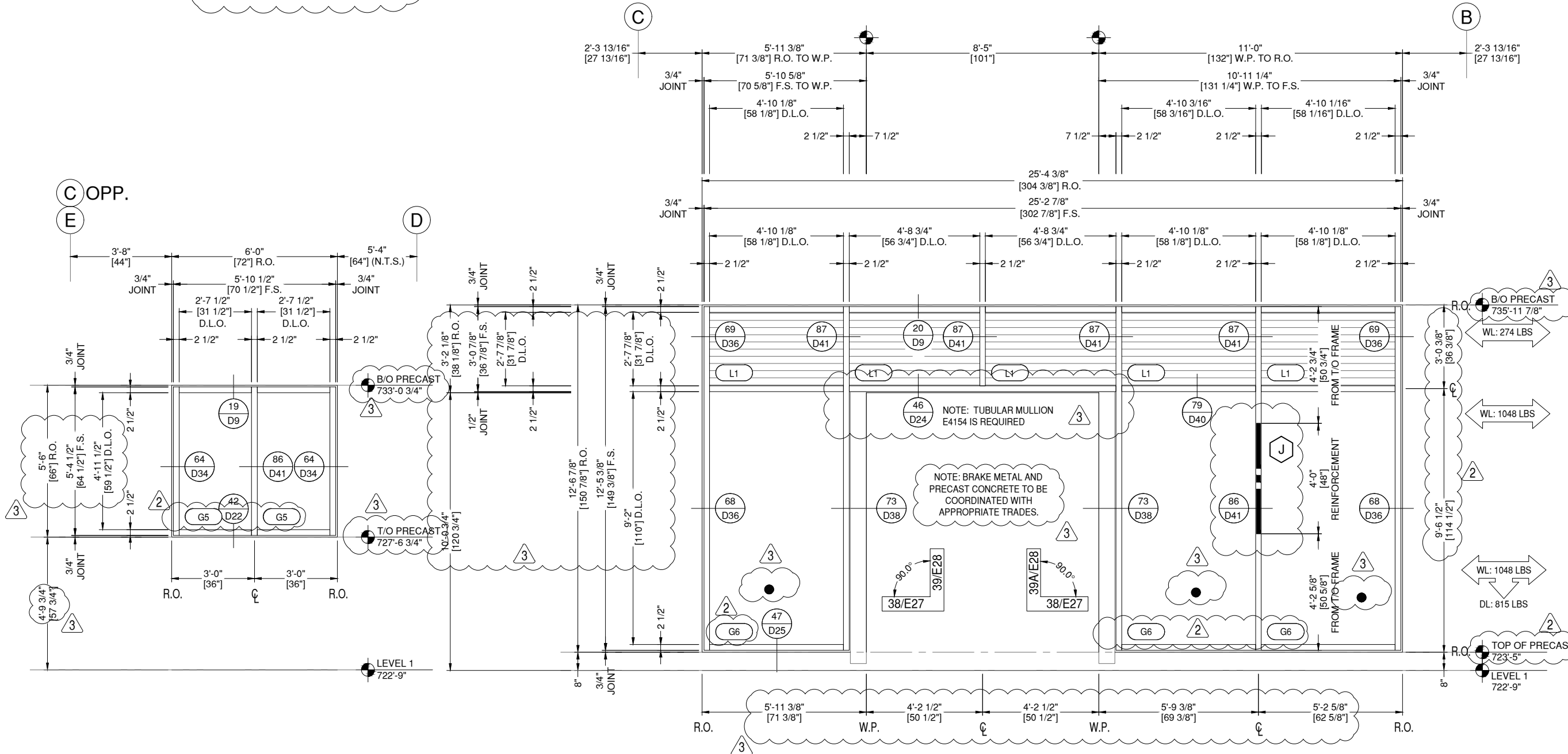
PROJECT NAME:
PROJECT 125

SHEET DESCRIPTION:
ELEVATIONS

SHEET:
E27

NOTE: ANTI-BUCKLING CLIPS REQUIRED AT 24"
ON-CENTER STARTING 2" FROM THE END OF THE
MULLION
-ANTI-BUCKLING CLIPS STILL REQUIRED AT
LOCATIONS WHERE 1/2" X 4" STEEL BARS USED

● = PLACE DEAD LOAD SHIMS AT
SETTING BLOCK LOCATIONS
(SEE 4/R1 FOR DETAIL)



REINFORCEMENT KEY
J 1/2" X 4" A36 STEEL BAR, 48" LONG

37 ELEVATION NORTH - CW-2
E27 DRAWING SCALE
24x36: 1/2" = 1'-0"
11x17: 1/4" = 1'-0"

THUS REQ'D: 1
OPP REQ'D: 1
TOTAL REQ'D: 2
ARCH. REF.
2/A5-41A
TUBELITE 400SS SERIES CW
FINISH: LINETEC 398A1851 DARK KETTLE BLACK

38 ELEVATION NORTH - CW-3
E27 DRAWING SCALE
24x36: 1/2" = 1'-0"
11x17: 1/4" = 1'-0"

THUS REQ'D: 1
OPP REQ'D: 0
TOTAL REQ'D: 1
ARCH. REF.
2/A5-41A
TUBELITE 400SS SERIES CW
FINISH: LINETEC 398A1851 DARK KETTLE BLACK

GLAZING CONTRACTOR

999 STREET, ST
CITY, STATE 99999
PH: 999.999.9999



www.MPDRAFTING.com

P: 248.522.7096
F: 248.522.7030

ARCHITECT:

RULE JOY TRAMMELL RUBIO
ARCHITECTURE/INTERIOR DESIGN

300 GALLERIA PARKWAY SUITE 740
ATLANTA, GA 30339
P: 770.661.1492
F: 770.661.1493

ARCHITECT NOTE:
ALL NOTES REQUESTING VERIFICATION,
CONFIRMATION, OR INFORMATION THAT ARE
NOT ANSWERED ARE ASSUMED TO BE
CORRECT AS SHOWN ON THESE DRAWINGS.

STAMPS/ SUBMITTALS:

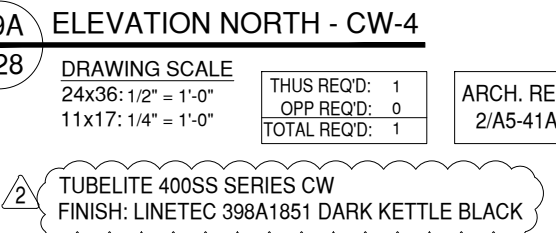
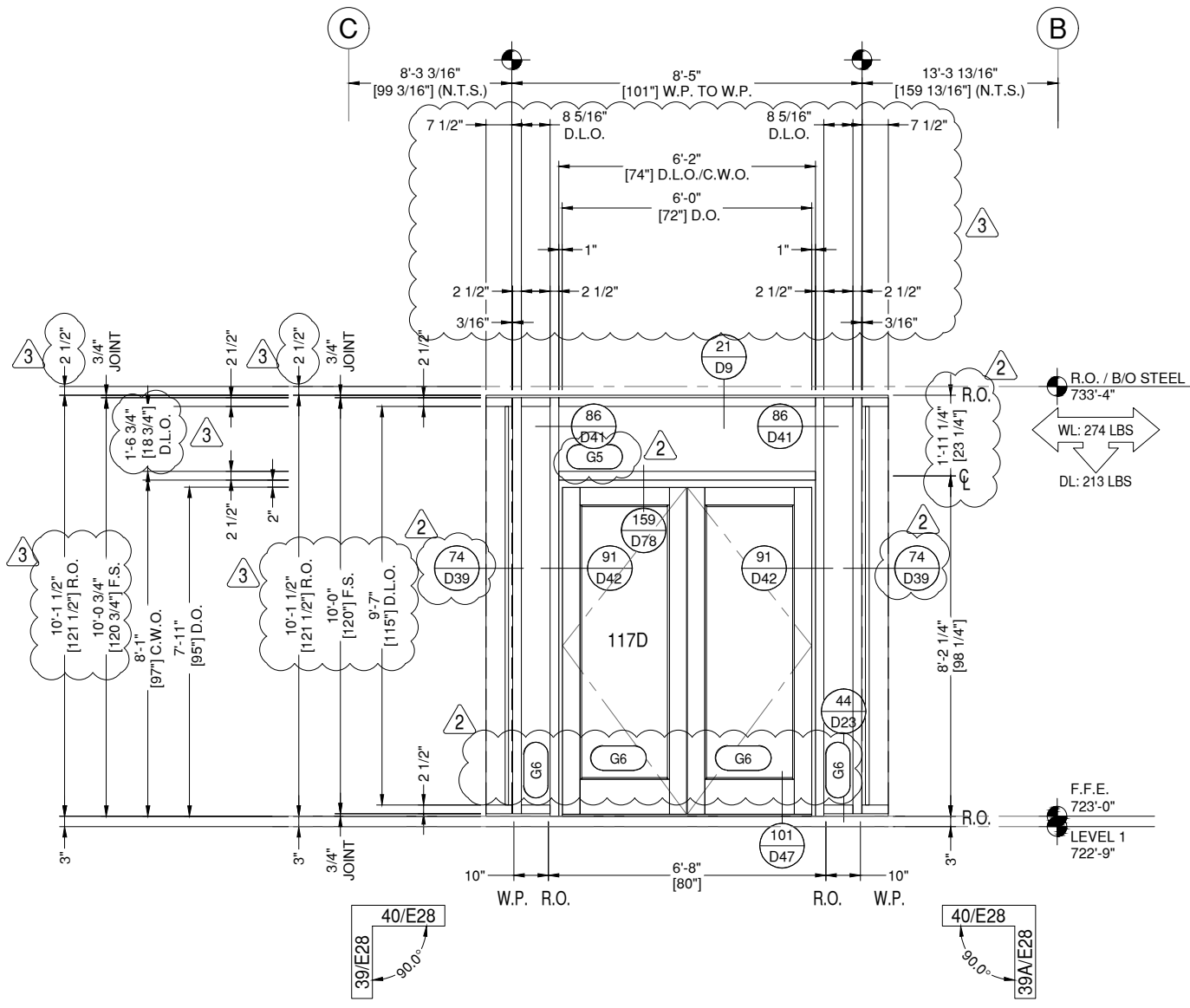
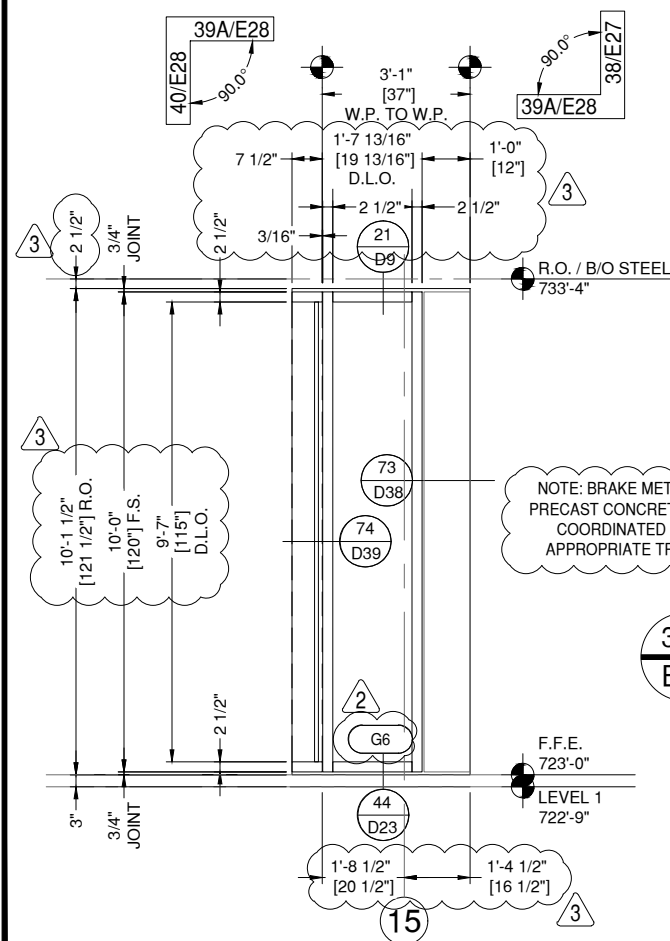
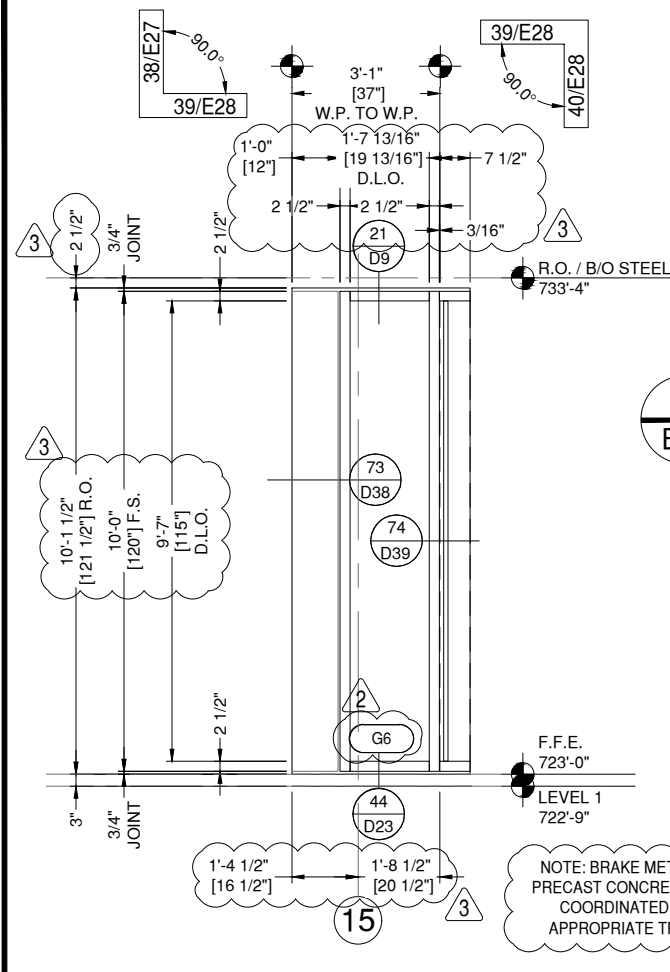
REVISION	DATE
0	10.25.19
1	01.24.20
2	04.07.20
3 - FIELD USE	05.01.20
4	07.22.20
5	10.12.20

PROJECT NUMBER:
19-329

PROJECT NAME:
PROJECT 125

SHEET DESCRIPTION:
ELEVATIONS

SHEET:
E28



GLAZING CONTRACTOR

999 STREET, ST
CITY, STATE 99999
PH: 999.999.9999



www.MPDRAFTING.com

P: 248.522.7096
F: 248.522.7030

ARCHITECT:

RULE JOY TRAMMELL RUBIO
ARCHITECTURE/INTERIOR DESIGN

300 GALLERIA PARKWAY SUITE 740
ATLANTA, GA 30339
P: 770.661.1492
F: 770.661.1493

ARCHITECT NOTE:
ALL NOTES REQUESTING VERIFICATION,
CONFIRMATION, OR INFORMATION THAT ARE
NOT ANSWERED ARE ASSUMED TO BE
CORRECT AS SHOWN ON THESE DRAWINGS.

STAMPS/ SUBMITTALS:

REVISION	DATE
0	10.25.19
1	01.24.20
2	04.07.20
3 - FIELD USE	05.01.20
4	07.22.20
5	10.12.20

PROJECT NUMBER:

19-329

PROJECT NAME:

PROJECT 125

SHEET DESCRIPTION:

ELEVATIONS

SHEET:

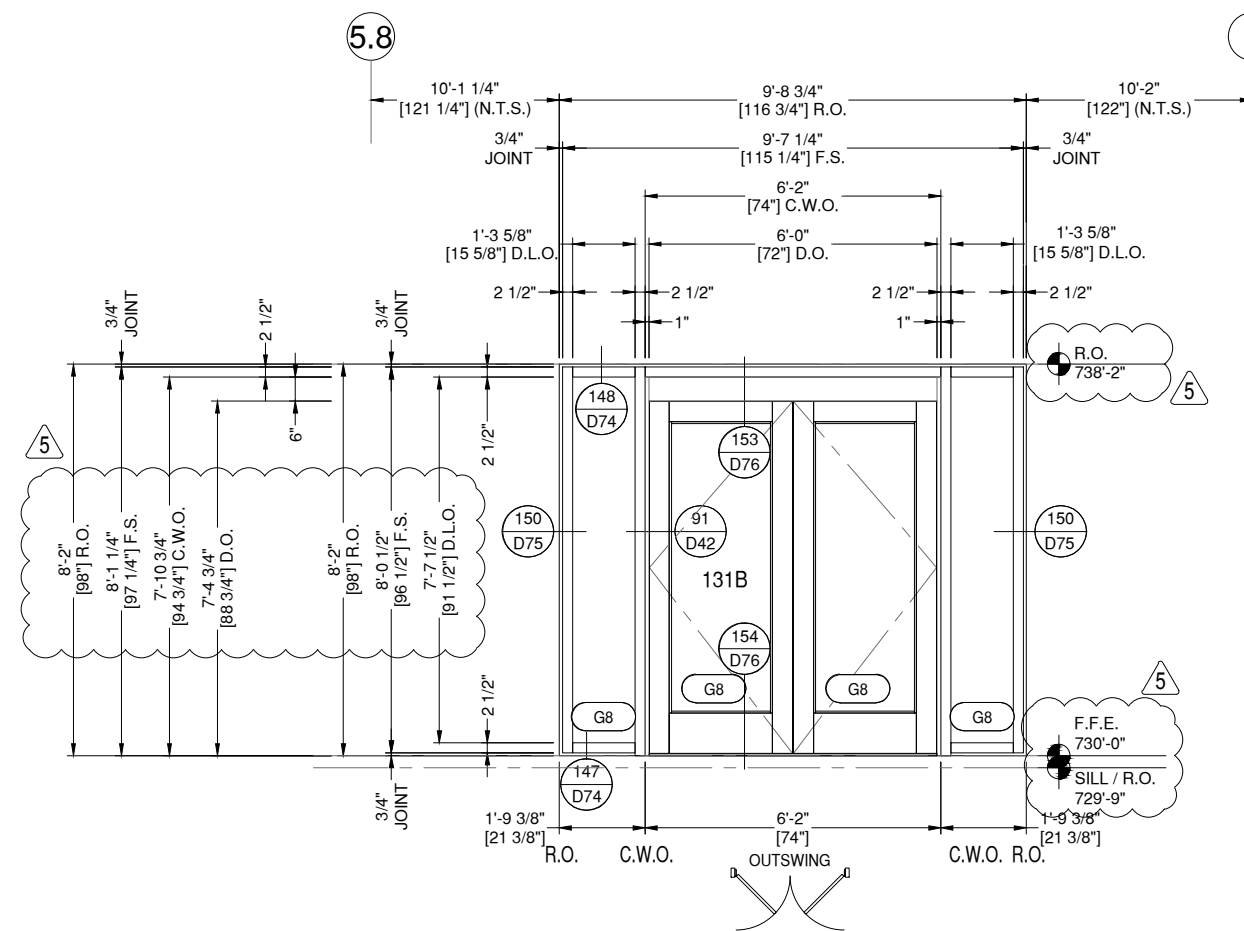
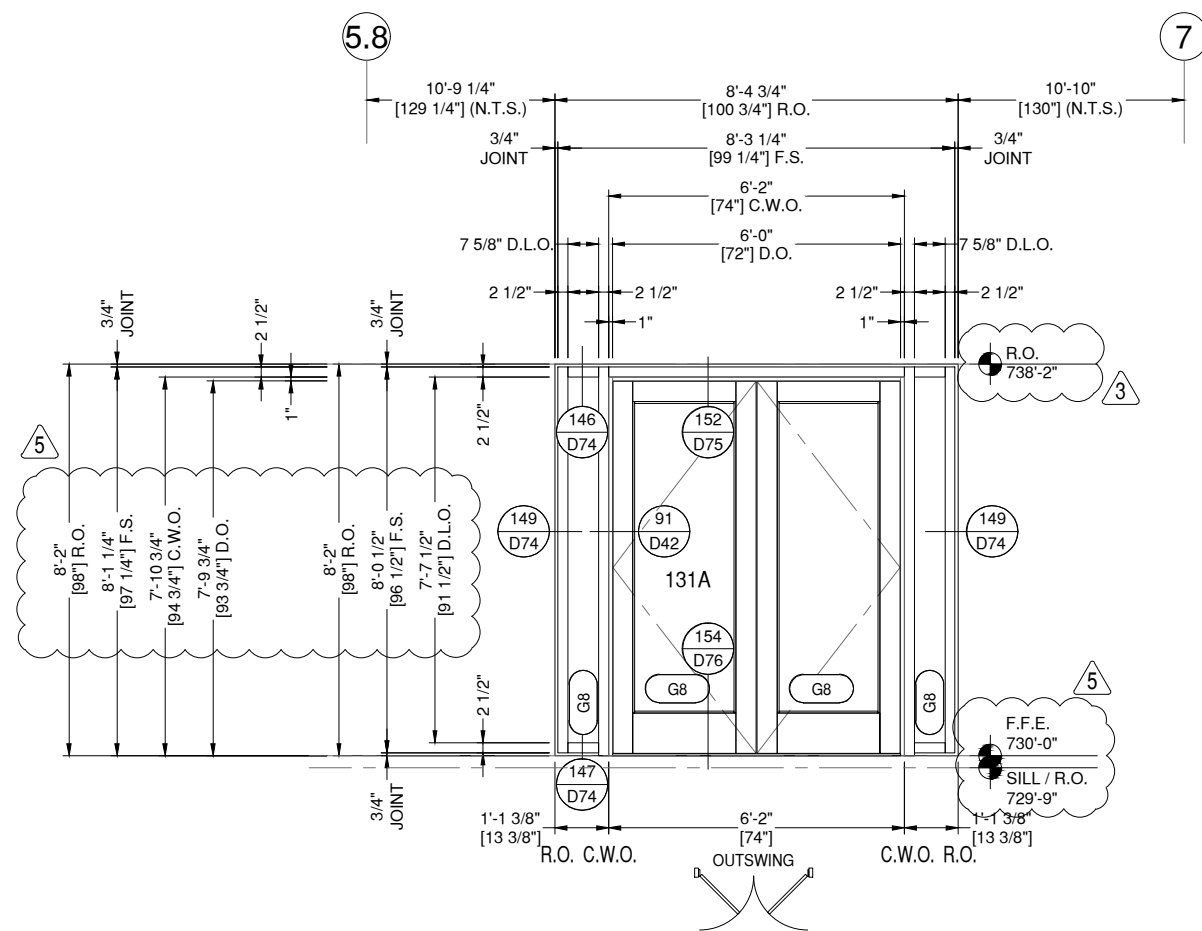
E29

3

NOTE: ANTI-BUCKLING CLIPS
REQUIRED AT 24" ON-CENTER
STARTING 2" FROM THE END
OF THE MULLION



COORDINATION NOTE:
OPENING SIZE TO BE FIELD
VERIFIED PRIOR TO FABRICATION



41 ELEVATION ROOM 131 - DOOR 131A

E29 DRAWING SCALE
24x36: 1/2" = 1'-0"
11x17: 1/4" = 1'-0"

THUS REQ'D: 1
OPP REQ'D: 0
TOTAL REQ'D: 1

ARCH. REF.
1/A3-01

DOOR H.W.
AL-09

TUBELITE 400SS SERIES CW
FINISH: LINETEC 398A1851 DARK KETTLE BLACK

42 ELEVATION ROOM 131 - DOOR 131B

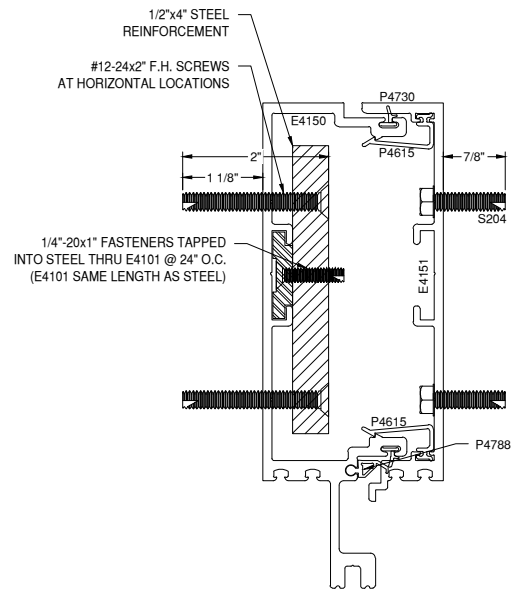
E29 DRAWING SCALE
24x36: 1/2" = 1'-0"
11x17: 1/4" = 1'-0"

THUS REQ'D: 1
OPP REQ'D: 0
TOTAL REQ'D: 1

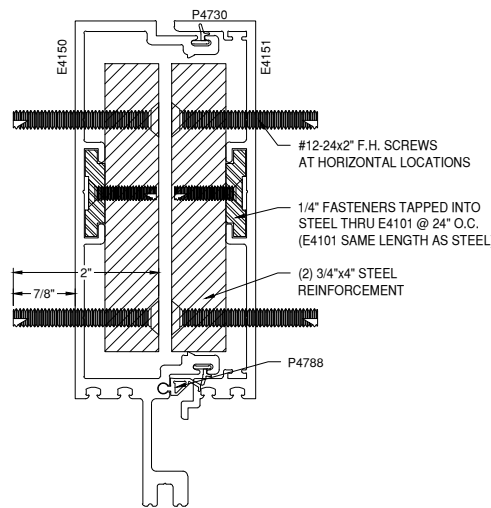
ARCH. REF.
1/A3-01

DOOR H.W.
AL-03

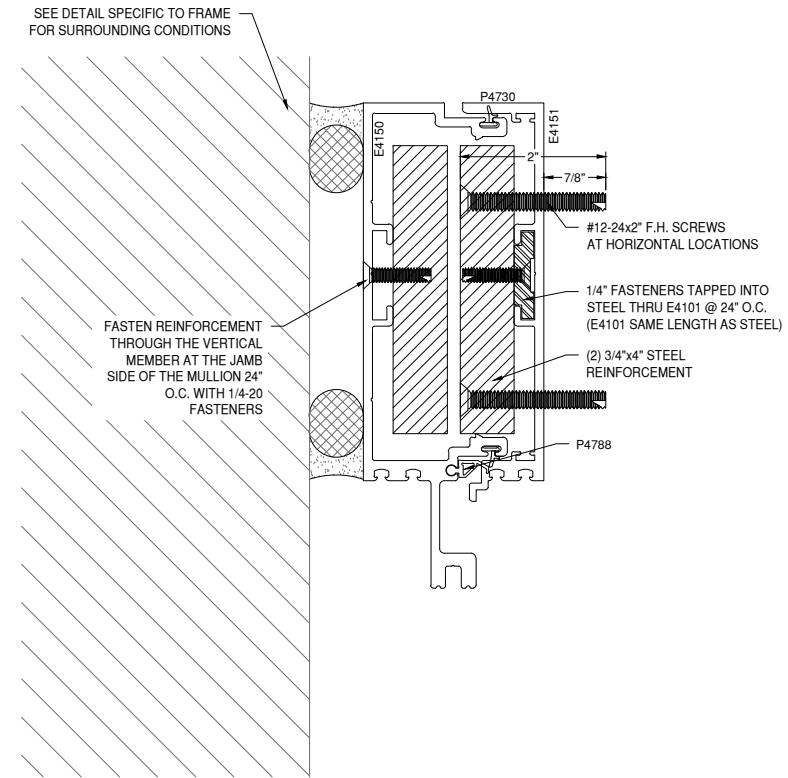
TUBELITE 400SS SERIES CW
FINISH: LINETEC 398A1851 DARK KETTLE BLACK



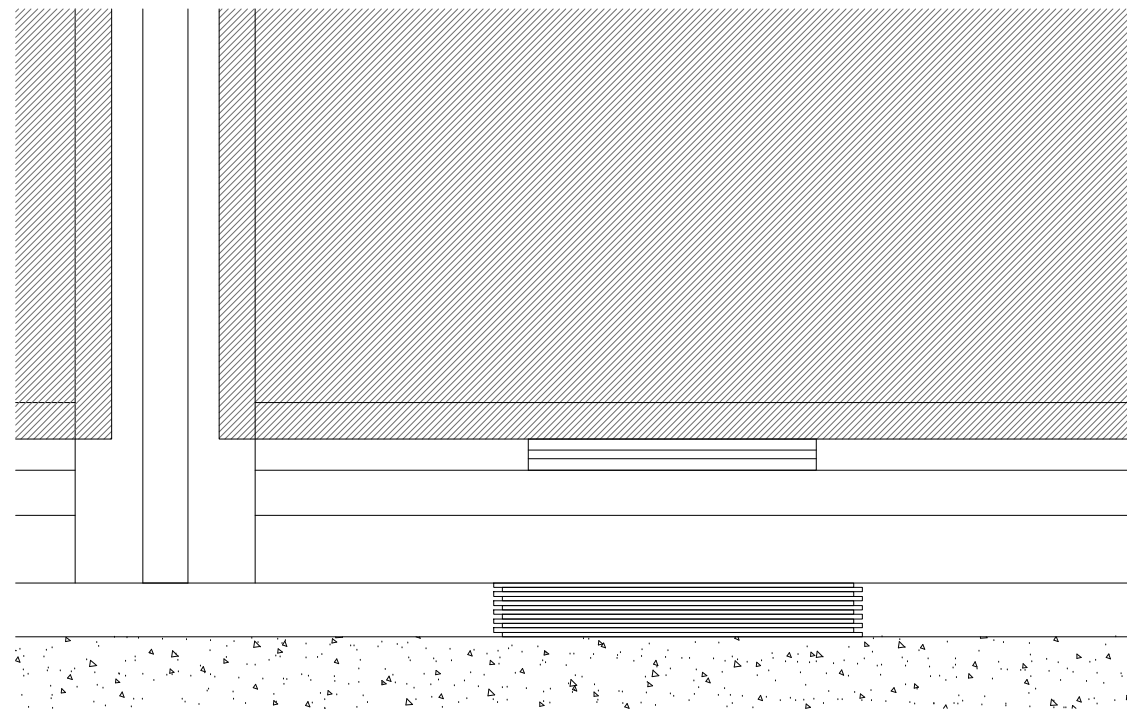
1 REINFORCEMENT B,J DETAIL 400SS
 DRAWING SCALE
 24x36: 3/4:1
 11x17: 3/8:1



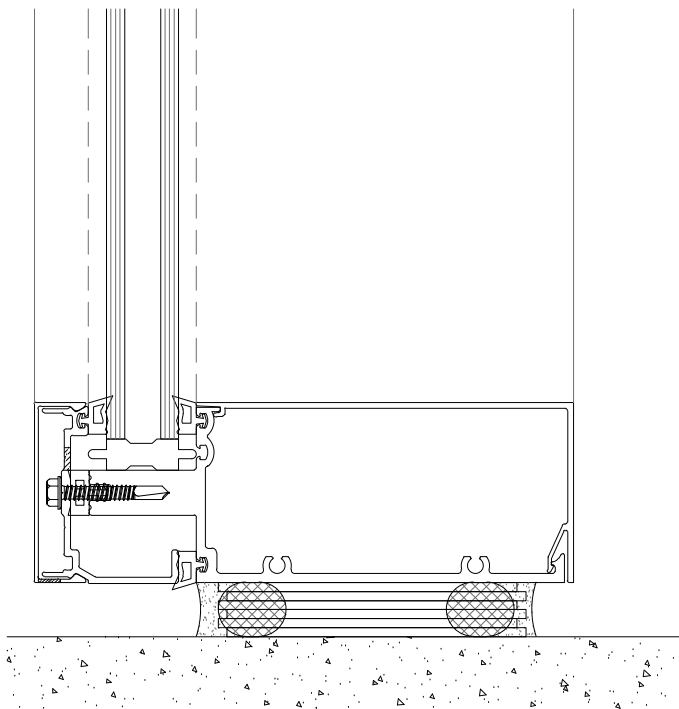
2 REINFORCEMENT A,C,D,E,F,G,H DETAIL 400SS
 DRAWING SCALE
 24x36: 3/4:1
 11x17: 3/8:1



3 REINFORCEMENT A,C,D,E,F,G,H DETAIL 400SS
 DRAWING SCALE
 24x36: 3/4:1
 11x17: 3/8:1



4 SETTING BLOCK SHIMS
 DRAWING SCALE
 24x36: 3/4:1
 11x17: 3/8:1



● = PLACE DEAD LOAD SHIMS AT SETTING BLOCK LOCATIONS

AT DAYLITE OPENINGS WITH ABOVE NOTE, ADD GROVE XLS16U SHIM STACK DIRECTLY UNDERNEATH SETTING BLOCK LOCATIONS.

SEE ELEVATIONS FOR LOCATIONS

GLAZING CONTRACTOR

999 STREET, ST
 CITY, STATE 99999
 PH: 999.999.9999



www.MPDRAFTING.com
 P: 248.522.7096
 F: 248.522.7030

ARCHITECT:

RULE JOY TRAMMELL RUBIO
 ARCHITECTURE/INTERIOR DESIGN

300 GALLERIA PARKWAY SUITE 740
 ATLANTA, GA 30339
 P: 770.661.1492
 F: 770.661.1493

ARCHITECT NOTE:
 ALL NOTES REQUESTING VERIFICATION, CONFIRMATION, OR INFORMATION THAT ARE NOT ANSWERED ARE ASSUMED TO BE CORRECT AS SHOWN ON THESE DRAWINGS.

STAMPS/ SUBMITTALS:

REVISION	DATE
0	10.25.19
1	01.24.20
2	04.07.20
3 - FIELD USE	05.01.20
4	07.22.20
5	10.12.20

PROJECT NUMBER:
19-329

PROJECT NAME:
PROJECT 125

SHEET DESCRIPTION:
REINFORCEMENT DETAILS

SHEET:
R1

GLAZING CONTRACTOR

999 STREET, ST
CITY, STATE 99999
PH: 999.999.9999

MP drafting
& design

www.MPDRAFTING.com

P: 248.522.7096
F: 248.522.7030

ARCHITECT:

RULE JOY TRAMMELL RUBIO
ARCHITECTURE/INTERIOR DESIGN

300 GALLERIA PARKWAY SUITE 740
ATLANTA, GA 30339
P: 770.661.1492
F: 770.661.1493

ARCHITECT NOTE:
ALL NOTES REQUESTING VERIFICATION,
CONFIRMATION, OR INFORMATION THAT ARE
NOT ANSWERED ARE ASSUMED TO BE
CORRECT AS SHOWN ON THESE DRAWINGS.

STAMPS/ SUBMITTALS:

REVISION	DATE
0	10.25.19
1	01.24.20
2	04.07.20
3 - FIELD USE	05.01.20
4	07.22.20
5	10.12.20

PROJECT NUMBER:

19-329

PROJECT NAME:

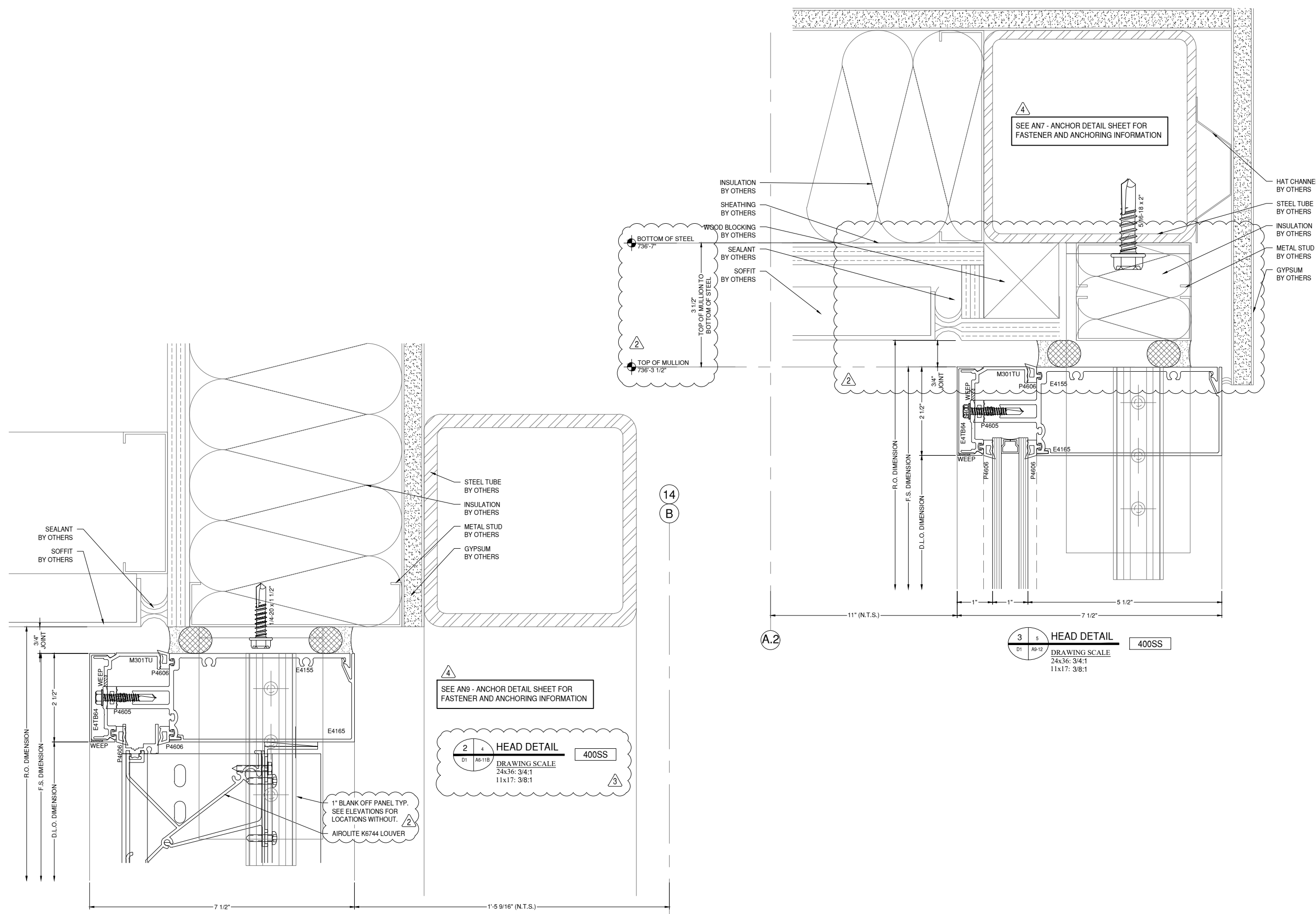
PROJECT 125

SHEET DESCRIPTION:

DETAILS

SHEET:

D1



SEE AN9 - ANCHOR DETAIL SHEET FOR FASTENER AND ANCHORING INFORMATION

2 **4** HEAD DETAIL **400SS**
DRAWING SCALE
24x36: 3/4:1
11x17: 3/8:1

1" BLANK OFF PANEL TYP.
SEE ELEVATIONS FOR LOCATIONS WITHOUT.
AIROLITE K6744 LOUVER

3 **5** HEAD DETAIL **400SS**
DRAWING SCALE
24x36: 3/4:1
11x17: 3/8:1

GLAZING CONTRACTOR

999 STREET, ST
CITY, STATE 99999
PH: 999.999.9999



www.MPDRAFTING.com

P: 248.522.7096
F: 248.522.7030

ARCHITECT:

RULE JOY TRAMMELL RUBIO
ARCHITECTURE/INTERIOR DESIGN

300 GALLERIA PARKWAY SUITE 740
ATLANTA, GA 30339
P: 770.661.1492
F: 770.661.1493

ARCHITECT NOTE:
ALL NOTES REQUESTING VERIFICATION,
CONFIRMATION, OR INFORMATION THAT ARE
NOT ANSWERED ARE ASSUMED TO BE
CORRECT AS SHOWN ON THESE DRAWINGS.

STAMPS/ SUBMITTALS:

REVISION	DATE
0	10.25.19
1	01.24.20
2	04.07.20
3 - FIELD USE	05.01.20
4	07.22.20
5	10.12.20

PROJECT NUMBER:

19-329

PROJECT NAME:

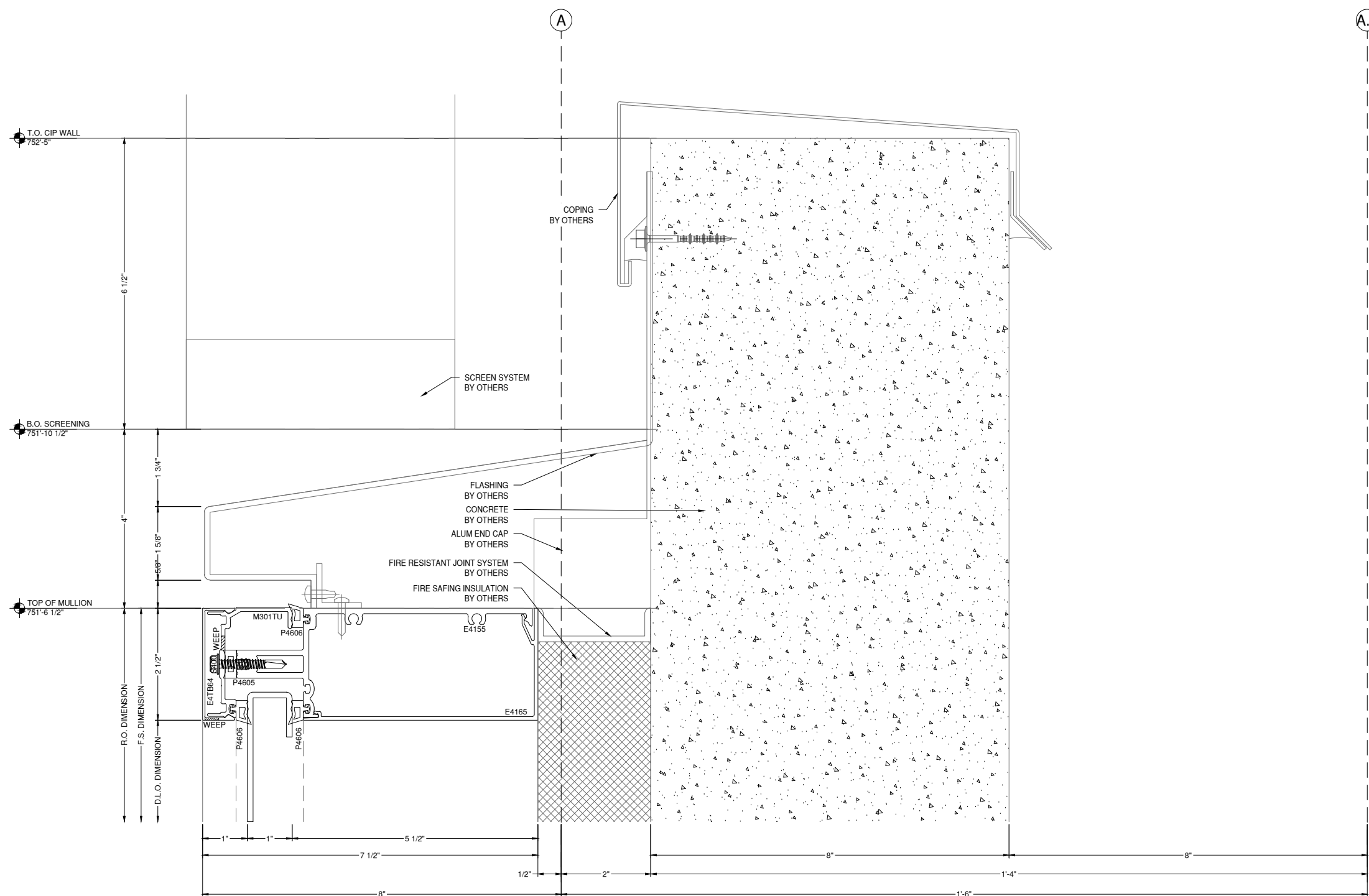
PROJECT 125

SHEET DESCRIPTION:

DETAILS

SHEET:

D1A



1 | **HEAD DETAIL** | 400SS
D1A A6-11B | **DRAWING SCALE**
24x36: 3/4:1
11x17: 3/8:1

GLAZING CONTRACTOR

999 STREET, ST
CITY, STATE 99999
PH: 999.999.9999

MP drafting
& design

www.MPDRAFTING.com
P: 248.522.7096
F: 248.522.7030

ARCHITECT:

RULE JOY TRAMMELL RUBIO
ARCHITECTURE/INTERIOR DESIGN

300 GALLERIA PARKWAY SUITE 740
ATLANTA, GA 30339
P: 770.661.1492
F: 770.661.1493

ARCHITECT NOTE:
ALL NOTES REQUESTING VERIFICATION,
CONFIRMATION, OR INFORMATION THAT ARE
NOT ANSWERED ARE ASSUMED TO BE
CORRECT AS SHOWN ON THESE DRAWINGS.

STAMPS/ SUBMITTALS:

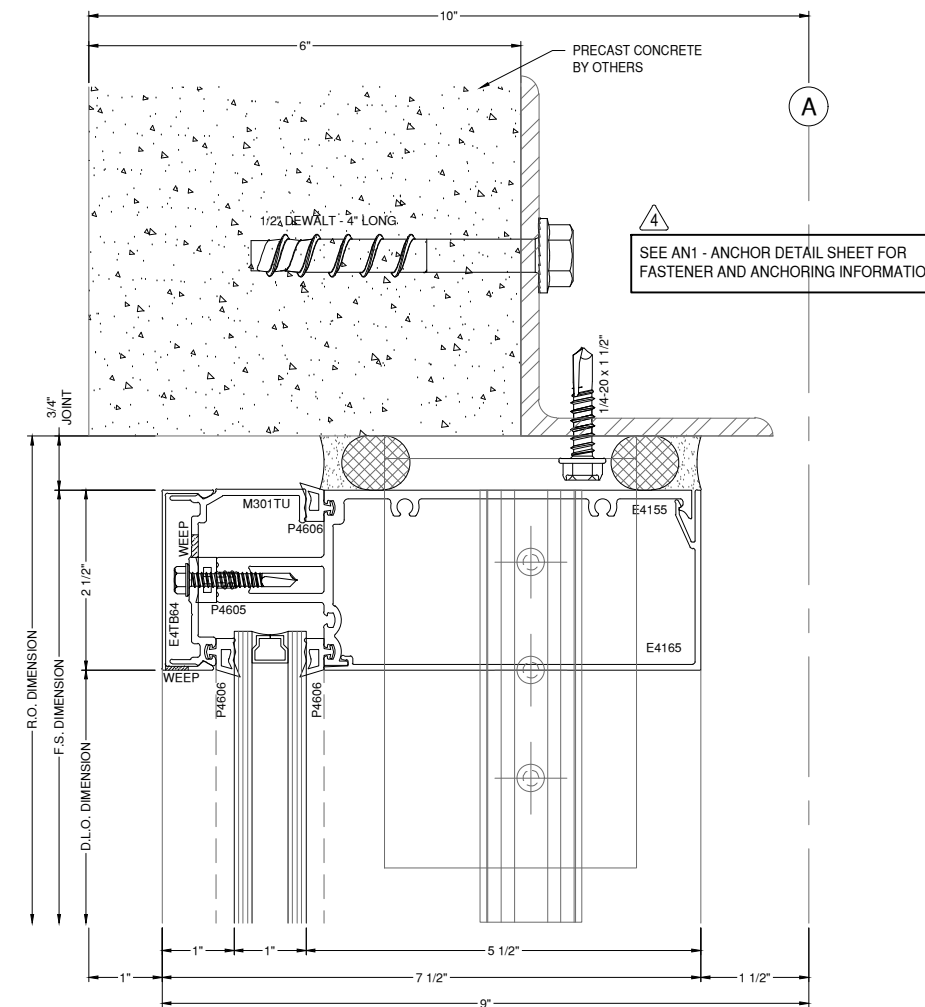
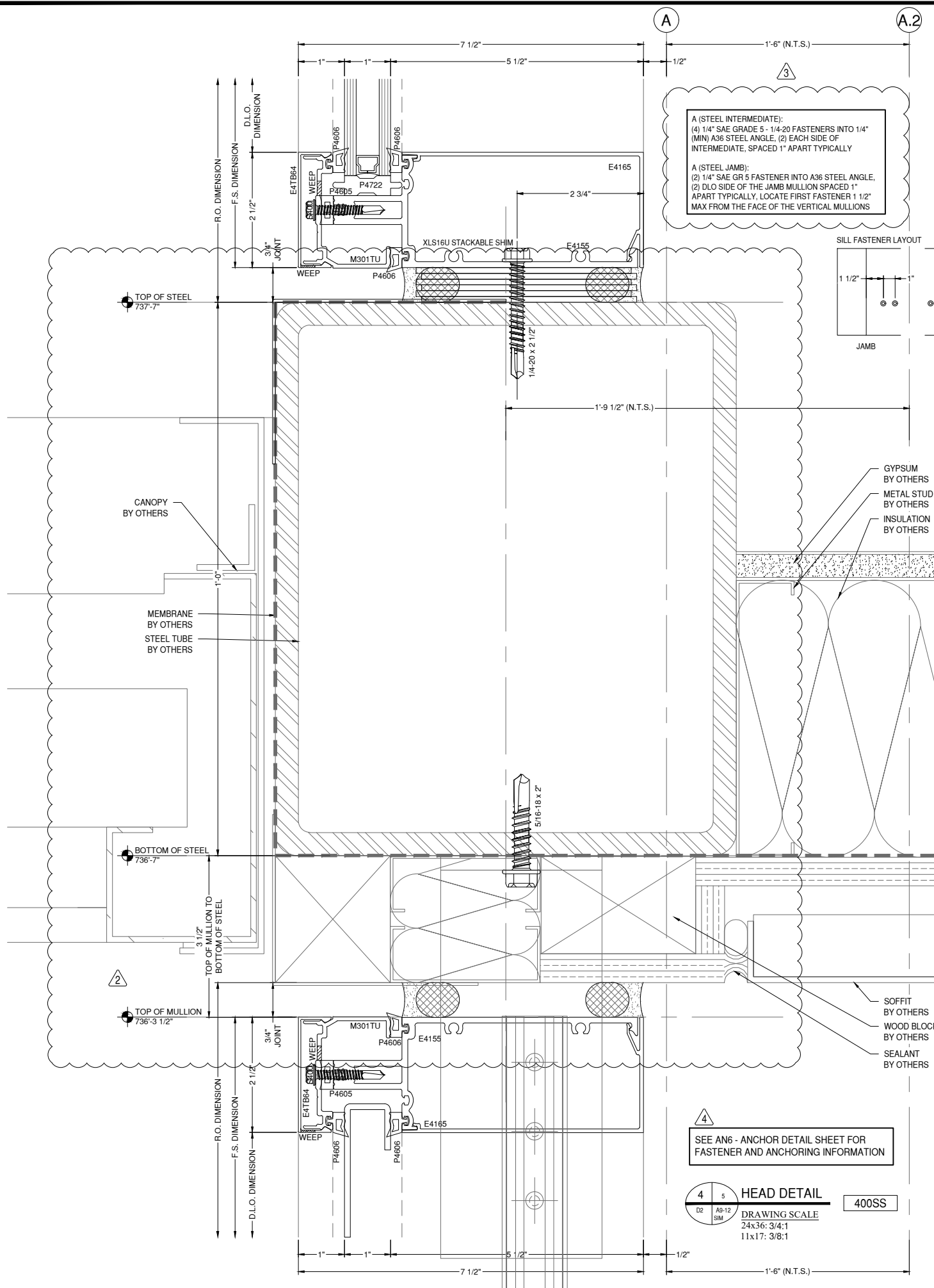
REVISION	DATE
0	10.25.19
1	01.24.20
2	04.07.20
3 - FIELD USE	05.01.20
4	07.22.20
5	10.12.20

PROJECT NUMBER:
19-329

PROJECT NAME:
PROJECT 125

SHEET DESCRIPTION:
DETAILS

SHEET:
D2



GLAZING CONTRACTOR

999 STREET, ST
CITY, STATE 99999
PH: 999.999.9999

MP drafting
& design

www.MPDRAFTING.com

P: 248.522.7096
F: 248.522.7030

ARCHITECT:

RULE JOY TRAMMELL RUBIO
ARCHITECTURE/INTERIOR DESIGN

300 GALLERIA PARKWAY SUITE 740
ATLANTA, GA 30339
P: 770.661.1492
F: 770.661.1493

ARCHITECT NOTE:
ALL NOTES REQUESTING VERIFICATION,
CONFIRMATION, OR INFORMATION THAT ARE
NOT ANSWERED ARE ASSUMED TO BE
CORRECT AS SHOWN ON THESE DRAWINGS.

STAMPS/ SUBMITTALS:

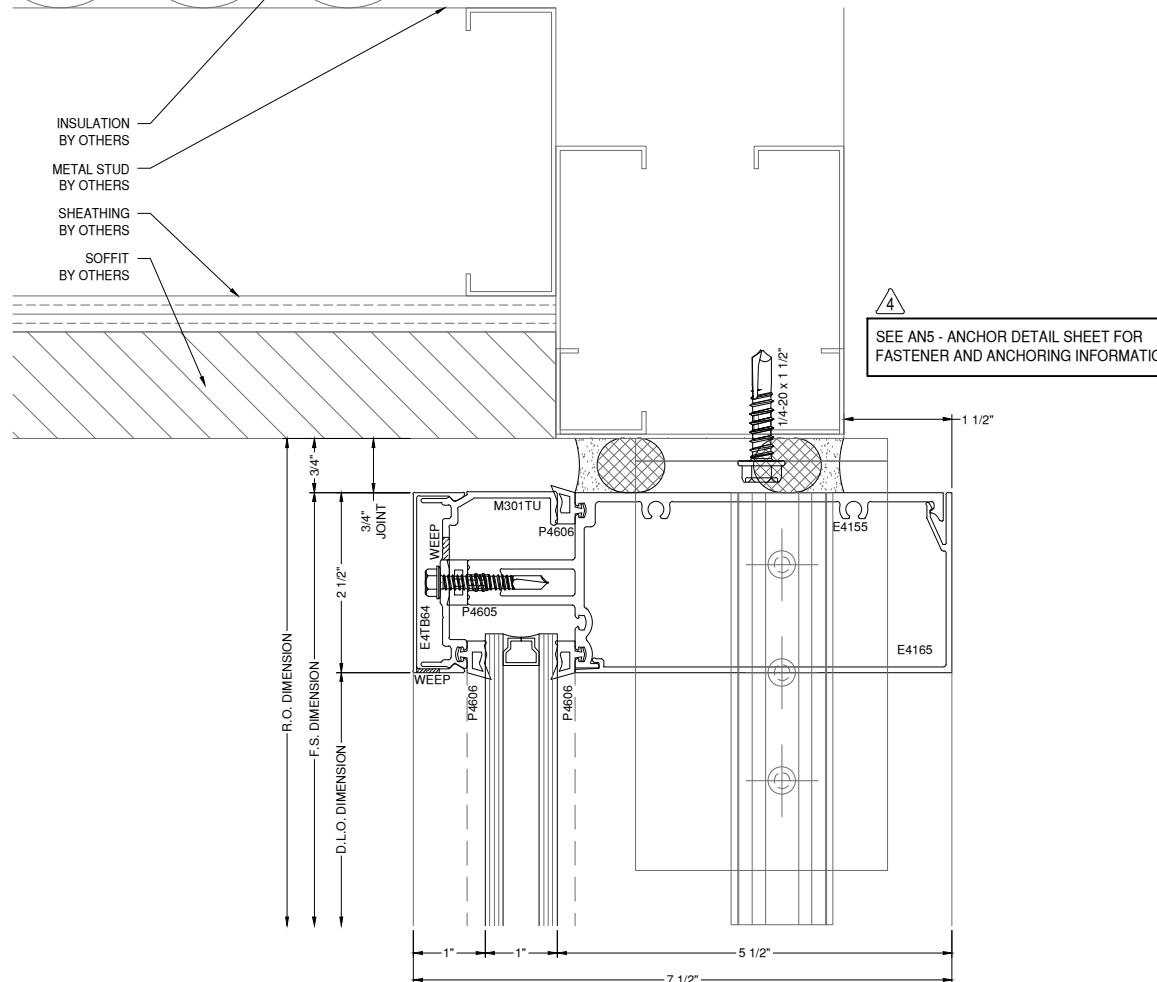
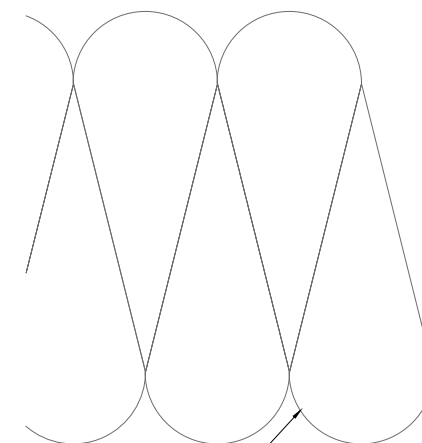
REVISION	DATE
0	10.25.19
1	01.24.20
2	04.07.20
3 - FIELD USE	05.01.20
4	07.22.20
5	10.12.20

PROJECT NUMBER:
19-329

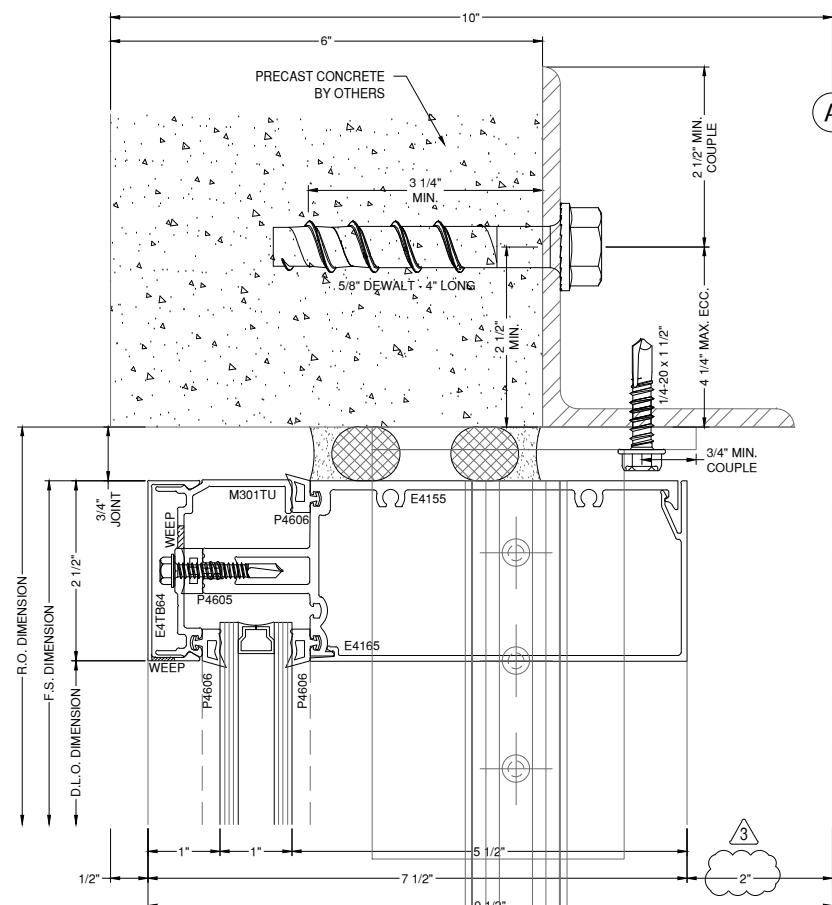
PROJECT NAME:
PROJECT 125

SHEET DESCRIPTION:
DETAILS

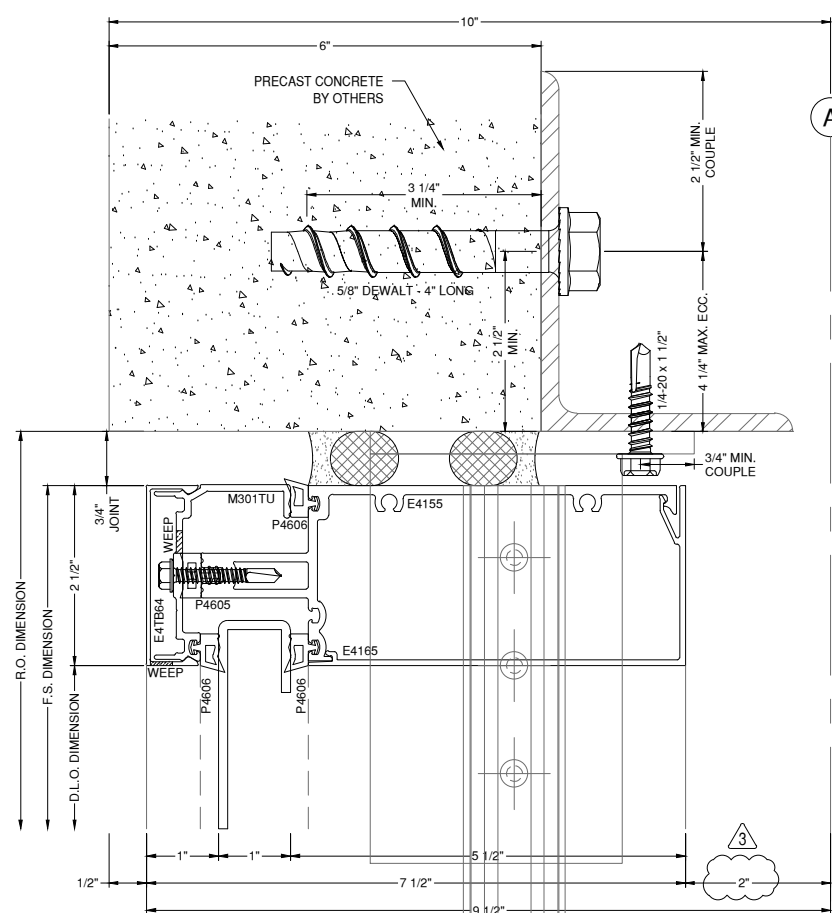
SHEET:
D3



8 HEAD DETAIL
DRAWING SCALE
24x36: 3/4:1
11x17: 3/8:1
400SS



6 HEAD DETAIL
DRAWING SCALE
24x36: 3/4:1
11x17: 3/8:1
400SS



7 HEAD DETAIL
DRAWING SCALE
24x36: 3/4:1
11x17: 3/8:1
400SS

SEE AN2 - ANCHOR DETAIL SHEET FOR
FASTENER AND ANCHORING INFORMATION

3 HEAD DETAIL
DRAWING SCALE
24x36: 3/4:1
11x17: 3/8:1
400SS

SEE AN2 - ANCHOR DETAIL SHEET FOR
FASTENER AND ANCHORING INFORMATION

4 HEAD DETAIL
DRAWING SCALE
24x36: 3/4:1
11x17: 3/8:1
400SS

SEE AN2 - ANCHOR DETAIL SHEET FOR
FASTENER AND ANCHORING INFORMATION

GLAZING CONTRACTOR

999 STREET, ST
CITY, STATE 99999
PH: 999.999.9999



www.MPDRAFTING.com

P: 248.522.7096
F: 248.522.7030

ARCHITECT:

RULE JOY TRAMMELL RUBIO
ARCHITECTURE/INTERIOR DESIGN

300 GALLERIA PARKWAY SUITE 740
ATLANTA, GA 30339
P: 770.661.1492
F: 770.661.1493

ARCHITECT NOTE:
ALL NOTES REQUESTING VERIFICATION,
CONFIRMATION, OR INFORMATION THAT ARE
NOT ANSWERED ARE ASSUMED TO BE
CORRECT AS SHOWN ON THESE DRAWINGS.

STAMPS/ SUBMITTALS:

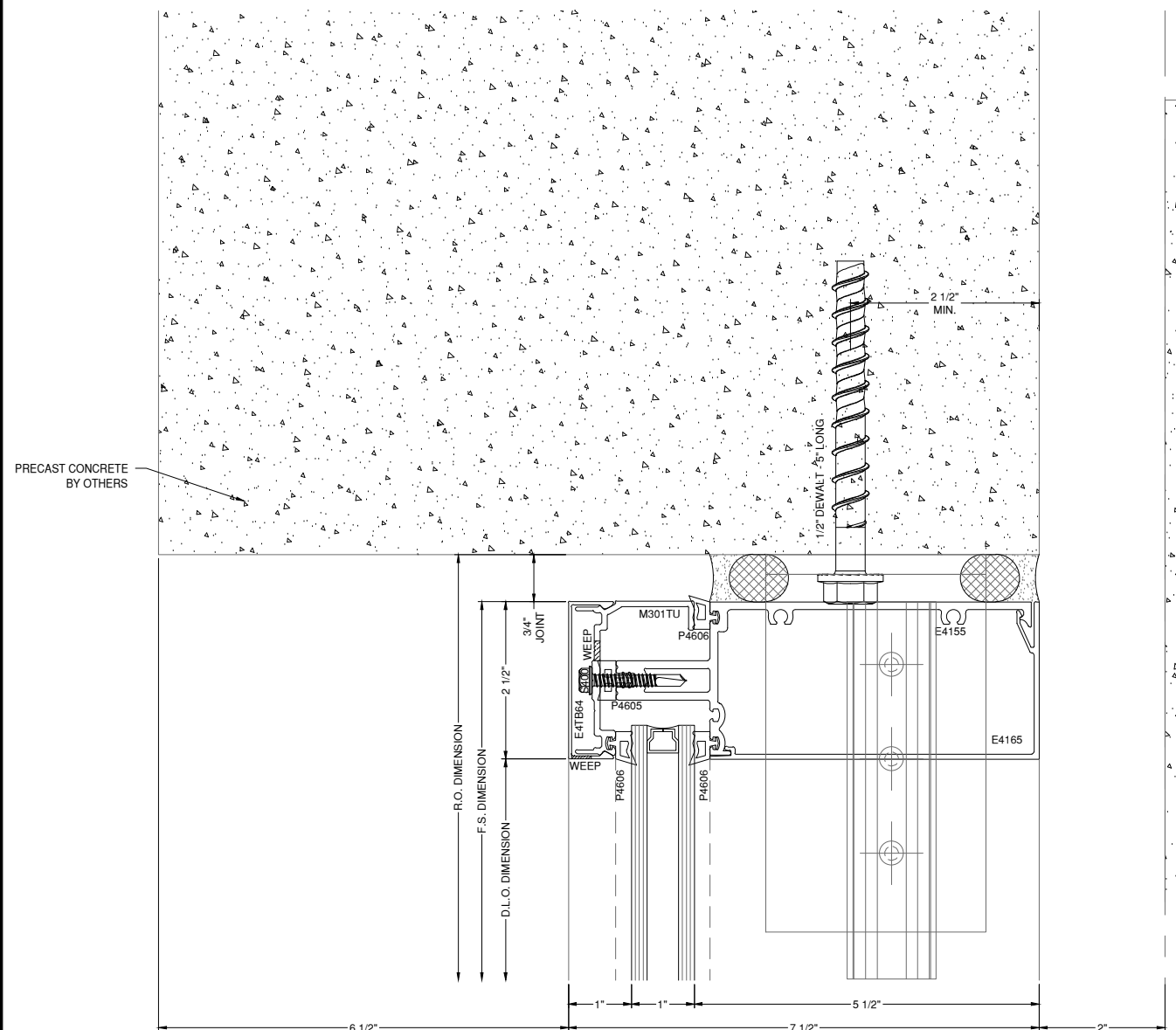
REVISION	DATE
0	10.25.19
1	01.24.20
2	04.07.20
3 - FIELD USE	05.01.20
4	07.22.20
5	10.12.20

PROJECT NUMBER:
19-329

PROJECT NAME:
PROJECT 125

SHEET DESCRIPTION:
DETAILS


SHEET:
D4



4 SEE AN3 - ANCHOR DETAIL SHEET FOR FASTENER AND ANCHORING INFORMATION

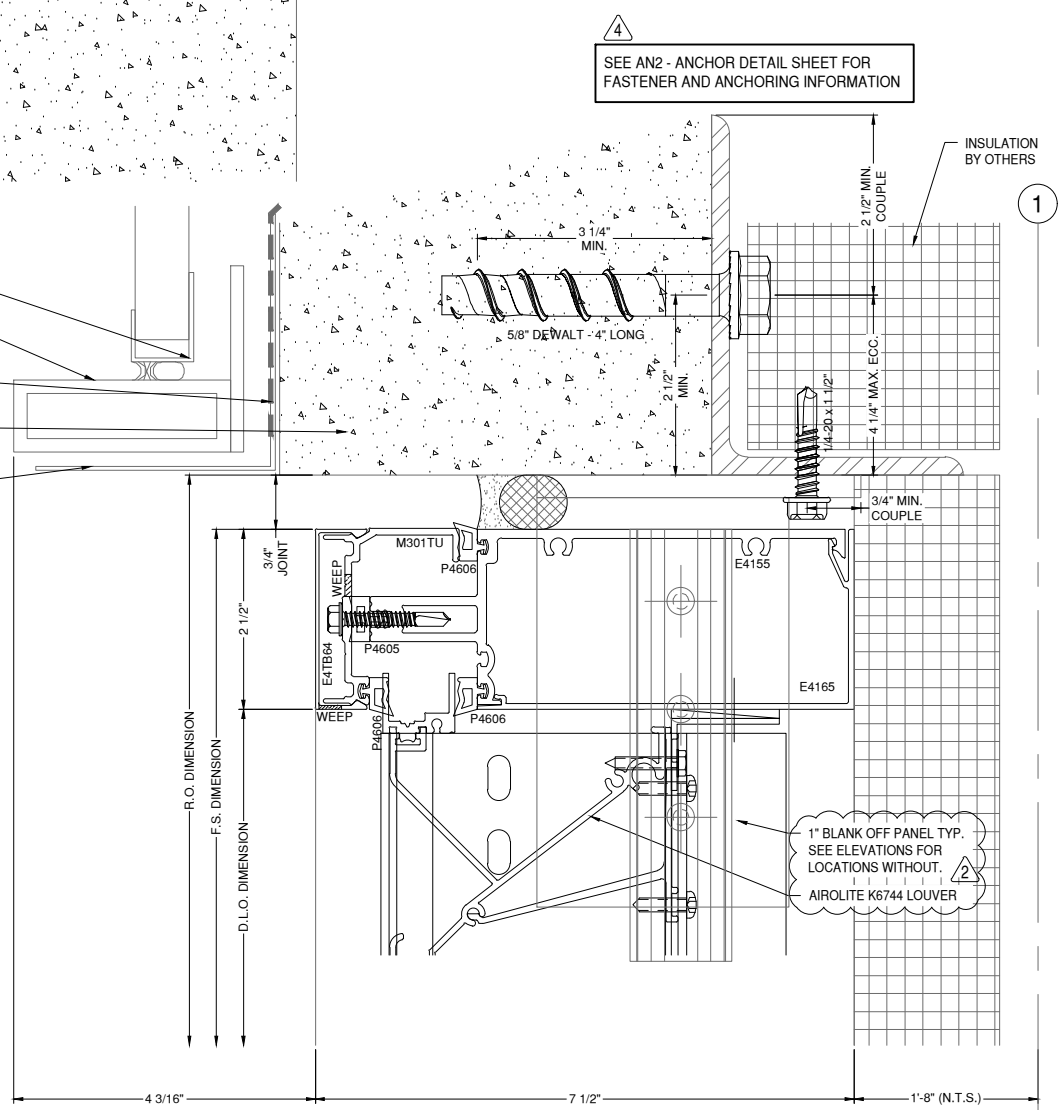
9 3 HEAD DETAIL 400SS
D4 A6-11B DRAWING SCALE
24x36: 3/4:1
11x17: 3/8:1

A



10 1 HEAD DETAIL 400SS
D4 A7-30 DRAWING SCALE
24x36: 3/4:1
11x17: 3/8:1

WOOD PANEL BY OTHERS
TUBE BY OTHERS
MEMBRANE BY OTHERS
CONCRETE BY OTHERS
FLASHING BY OTHERS



4 SEE AN2 - ANCHOR DETAIL SHEET FOR FASTENER AND ANCHORING INFORMATION

2 1" BLANK OFF PANEL TYP. SEE ELEVATIONS FOR LOCATIONS WITHOUT. AIROLITE K6744 LOUVER

1

R.O. DIMENSION
F.S. DIMENSION
D.L.O. DIMENSION

4 3/16" 7 1/2" 1'-8" (N.T.S.)

GLAZING CONTRACTOR

999 STREET, ST
CITY, STATE 99999
PH: 999.999.9999



www.MPDRAFTING.com
P: 248.522.7096
F: 248.522.7030

ARCHITECT:

RULE JOY TRAMMELL RUBIO
ARCHITECTURE/INTERIOR DESIGN
300 GALLERIA PARKWAY SUITE 740
ATLANTA, GA 30339
P: 770.661.1492
F: 770.661.1493

ARCHITECT NOTE:
ALL NOTES REQUESTING VERIFICATION,
CONFIRMATION, OR INFORMATION THAT ARE
NOT ANSWERED ARE ASSUMED TO BE
CORRECT AS SHOWN ON THESE DRAWINGS.

STAMPS/ SUBMITTALS:

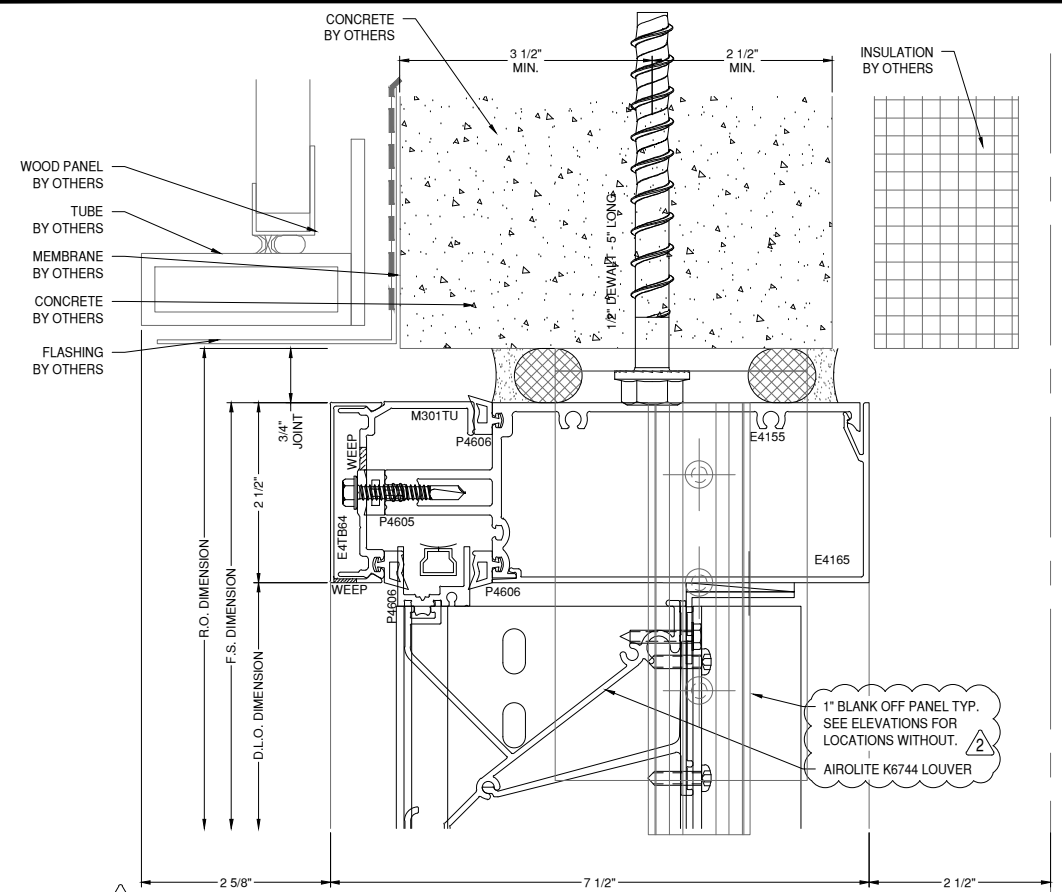
REVISION	DATE
0	10.25.19
1	01.24.20
2	04.07.20
3 - FIELD USE	05.01.20
4	07.22.20
5	10.12.20

PROJECT NUMBER:
19-329

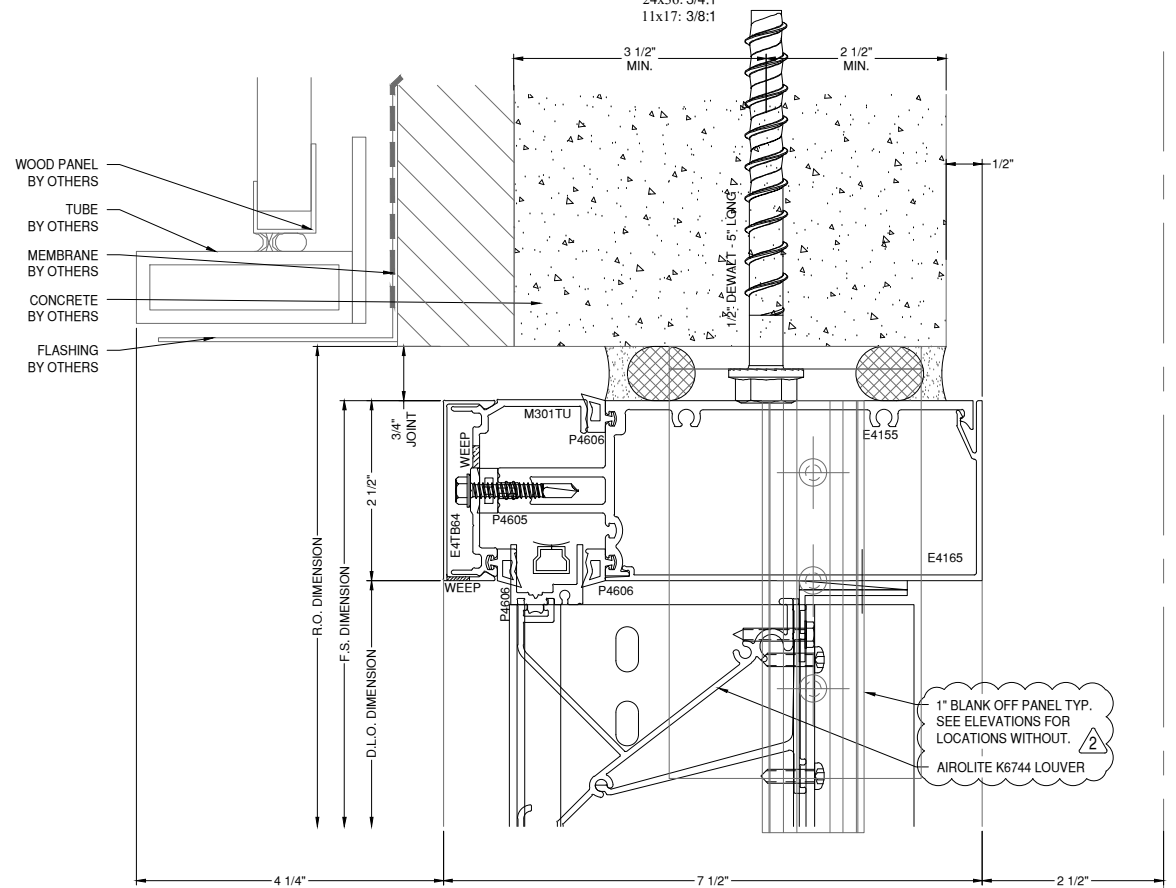
PROJECT NAME:
PROJECT 125

SHEET DESCRIPTION:
DETAILS

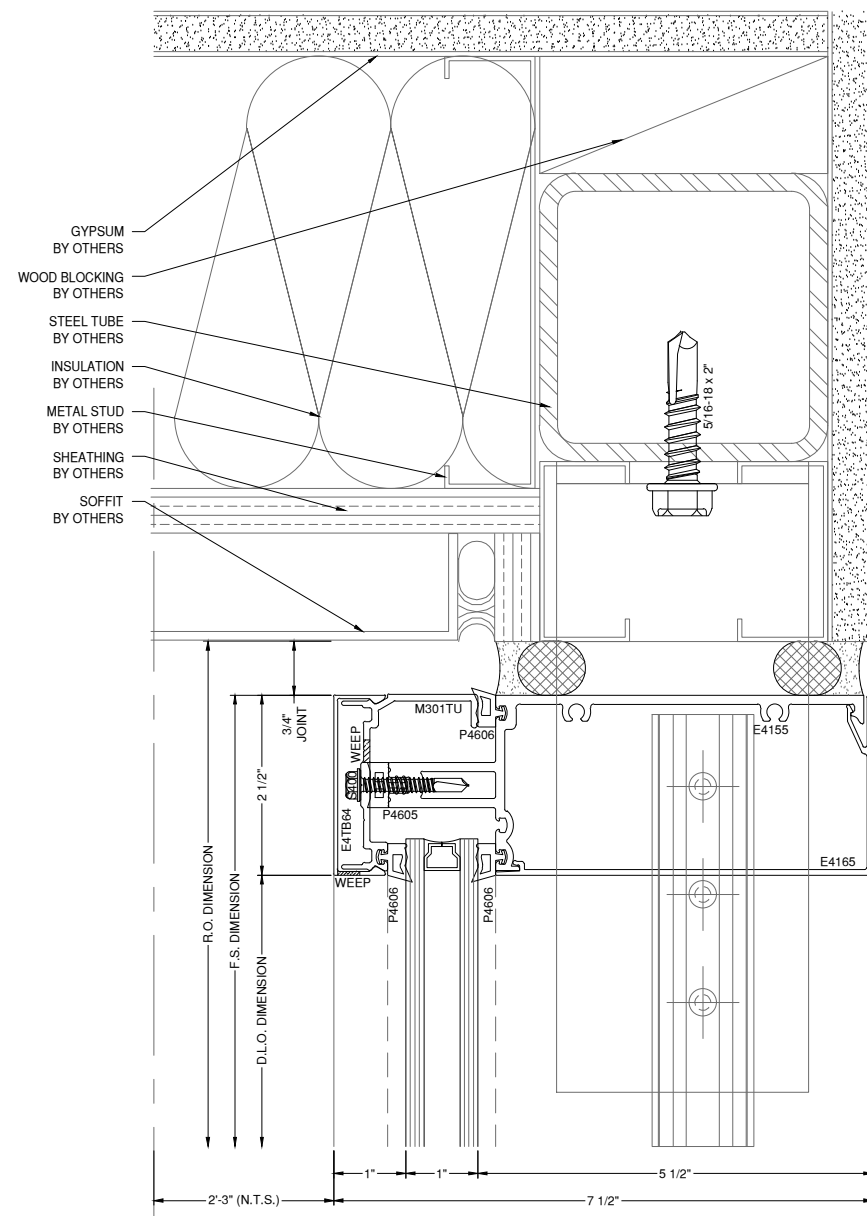
SHEET:
D5



11 HEAD DETAIL
D5 A7-31 DRAWING SCALE
24x36: 3/4:1
11x17: 3/8:1
400SS



12 HEAD DETAIL
D5 A6-11A DRAWING SCALE
24x36: 3/4:1
11x17: 3/8:1
400SS



13 HEAD DETAIL
D5 A8-12 DRAWING SCALE
24x36: 3/4:1
11x17: 3/8:1
400SS

SEE AN7 - ANCHOR DETAIL SHEET FOR FASTENER AND ANCHORING INFORMATION

GLAZING CONTRACTOR

999 STREET, ST
CITY, STATE 99999
PH: 999.999.9999

MP drafting & design

www.MPDRAFTING.com

P: 248.522.7096
F: 248.522.7030

ARCHITECT:

RULE JOY TRAMMELL RUBIO
ARCHITECTURE/INTERIOR DESIGN

300 GALLERIA PARKWAY SUITE 740
ATLANTA, GA 30339
P: 770.661.1492
F: 770.661.1493

ARCHITECT NOTE:
ALL NOTES REQUESTING VERIFICATION,
CONFIRMATION, OR INFORMATION THAT ARE
NOT ANSWERED ARE ASSUMED TO BE
CORRECT AS SHOWN ON THESE DRAWINGS.

STAMPS/ SUBMITTALS:

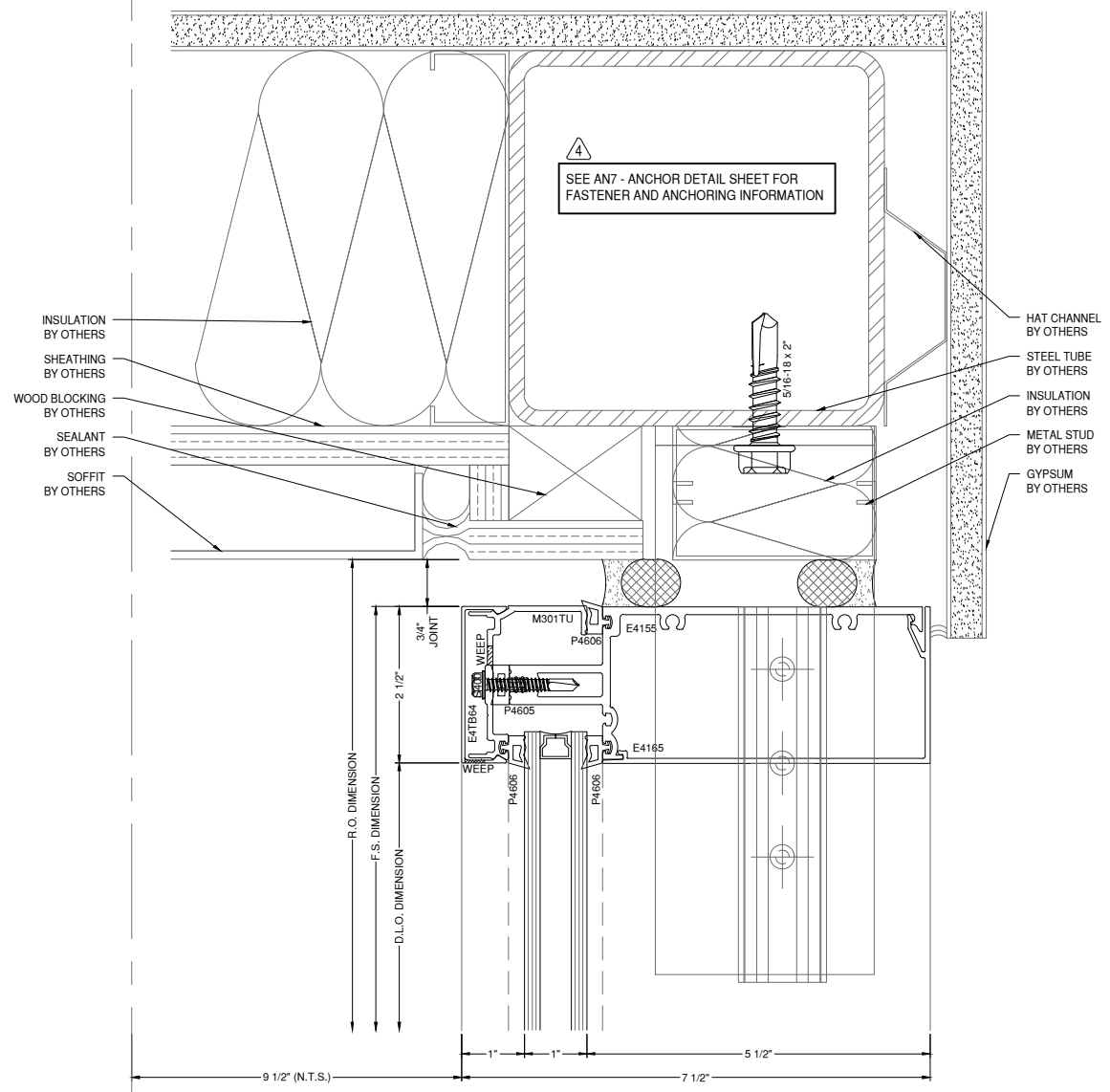
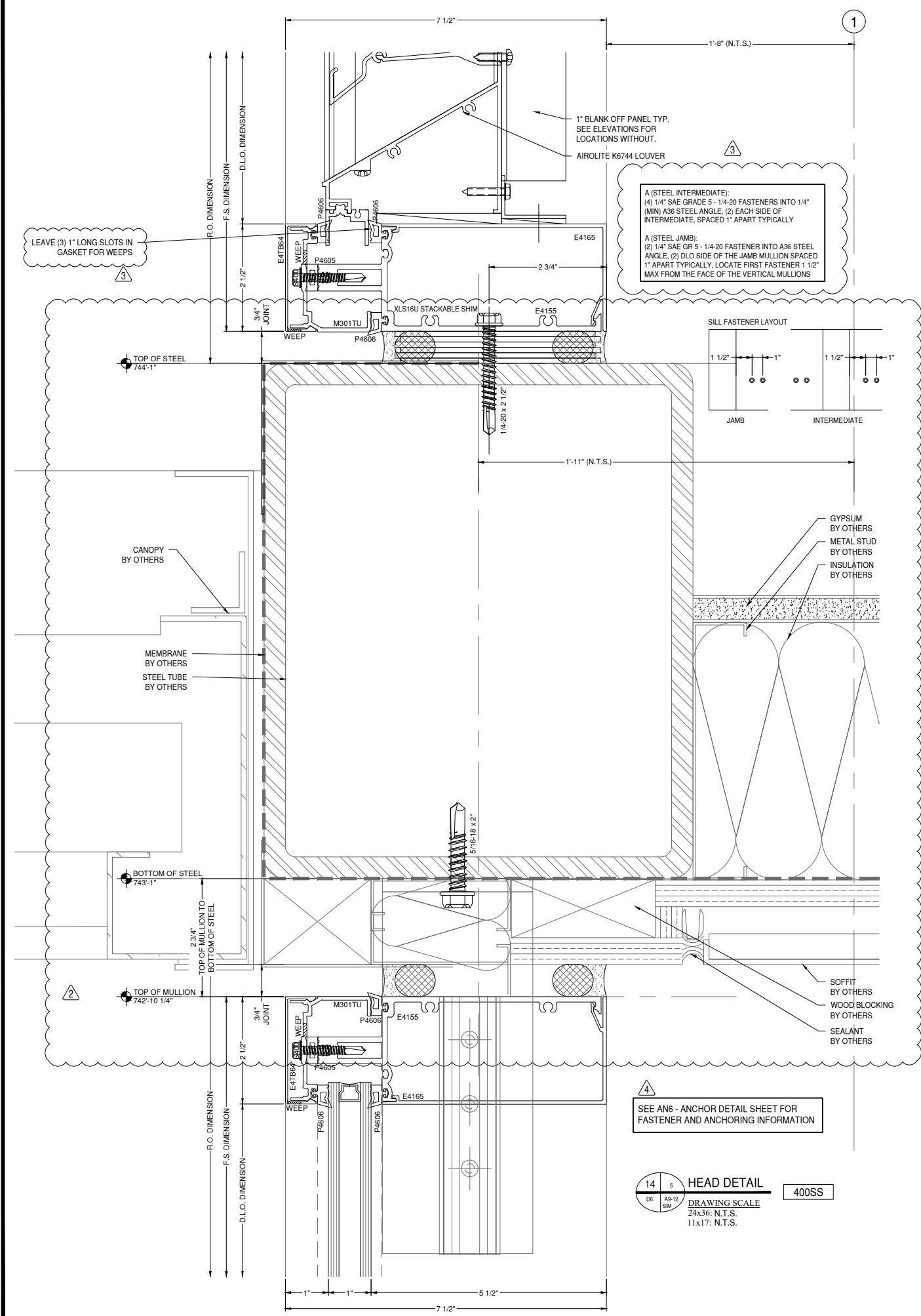
REVISION	DATE
0	10.25.19
1	01.24.20
2	04.07.20
3 - FIELD USE	05.01.20
4	07.22.20
5	10.12.20

PROJECT NUMBER:
19-329

PROJECT NAME:
PROJECT 125

SHEET DESCRIPTION:
DETAILS

SHEET:
D6



SEE AN6 - ANCHOR DETAIL SHEET FOR FASTENER AND ANCHORING INFORMATION

14 s HEAD DETAIL
DRAWING SCALE
24x36: N.T.S.
11x17: N.T.S.
400SS

15 s HEAD DETAIL
DRAWING SCALE
24x36: N.T.S.
11x17: N.T.S.
400SS

GLAZING CONTRACTOR

999 STREET, ST
CITY, STATE 99999
PH: 999.999.9999



www.MPDRAFTING.com

P: 248.522.7096
F: 248.522.7030

ARCHITECT:

RULE JOY TRAMMELL RUBIO
ARCHITECTURE/INTERIOR DESIGN

300 GALLERIA PARKWAY SUITE 740
ATLANTA, GA 30339
P: 770.661.1492
F: 770.661.1493

ARCHITECT NOTE:
ALL NOTES REQUESTING VERIFICATION,
CONFIRMATION, OR INFORMATION THAT ARE
NOT ANSWERED ARE ASSUMED TO BE
CORRECT AS SHOWN ON THESE DRAWINGS.

STAMPS/ SUBMITTALS:

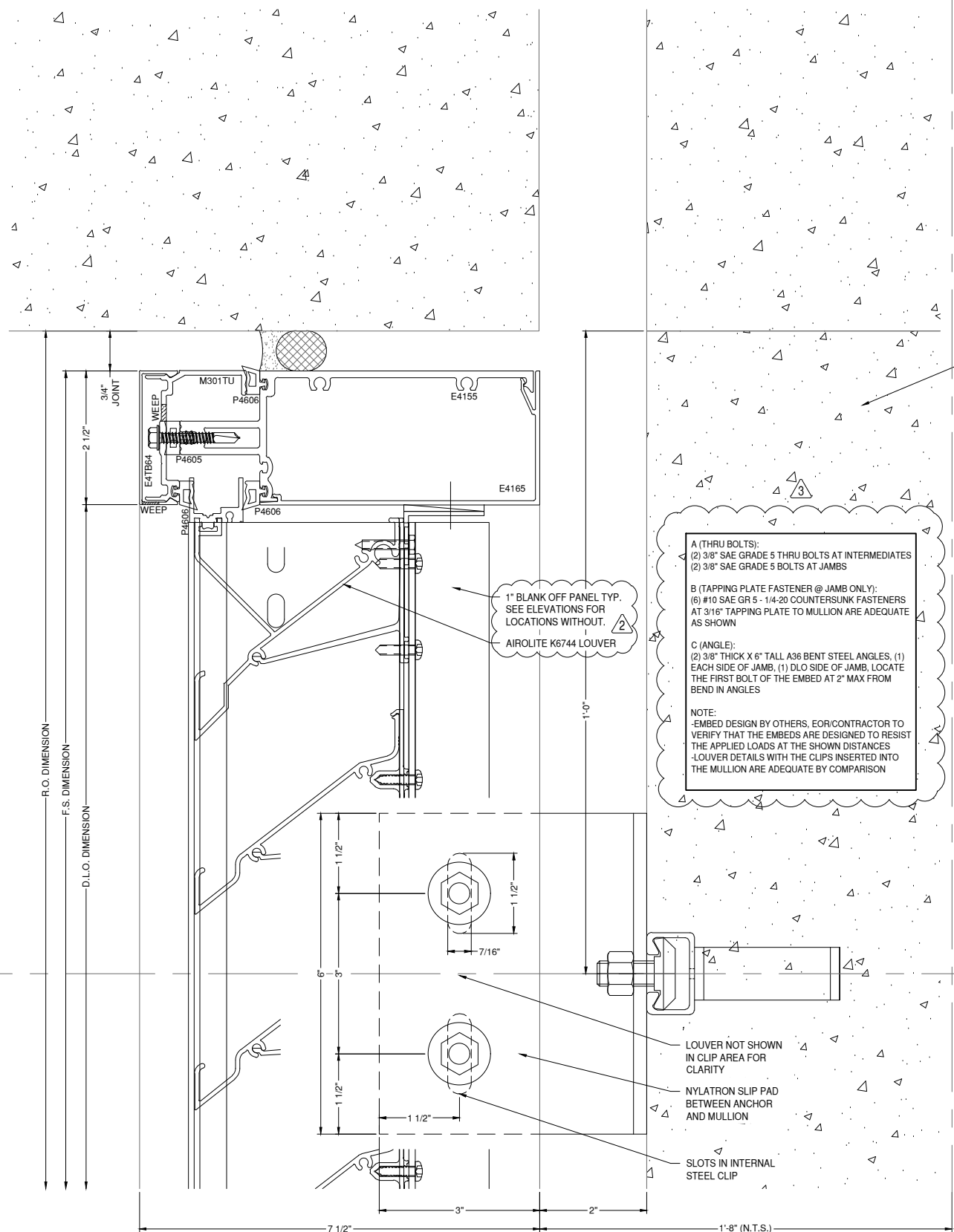
REVISION	DATE
0	10.25.19
1	01.24.20
2	04.07.20
3 - FIELD USE	05.01.20
4	07.22.20
5	10.12.20

PROJECT NUMBER:
19-329

PROJECT NAME:
PROJECT 125

SHEET DESCRIPTION:
DETAILS

SHEET:
D7

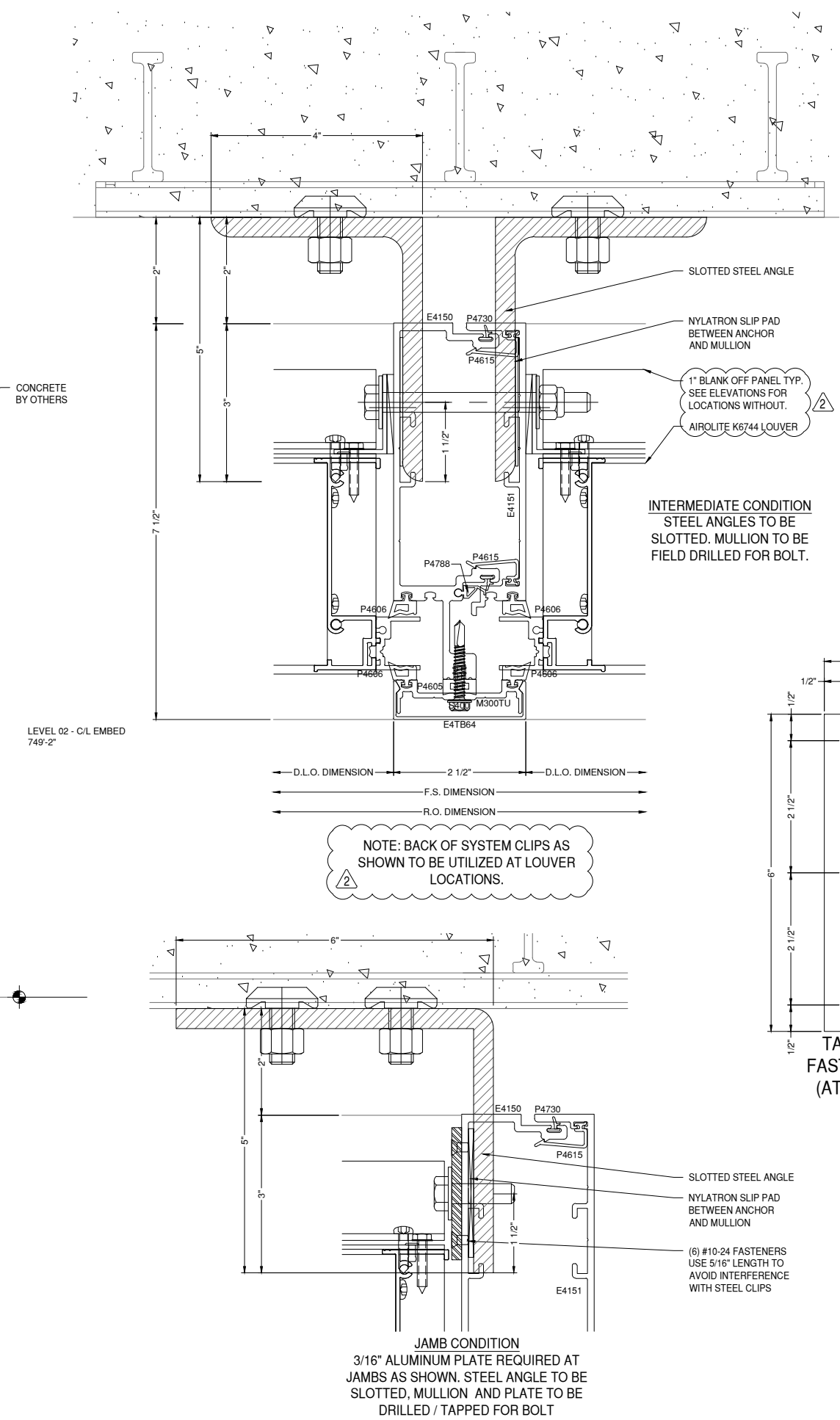


16 1
D7 A7-33
DRAWING SCALE
24x36: 3/4:1
11x17: 3/8:1

400SS

SEE D71 FOR ANCHOR
INFORMATION

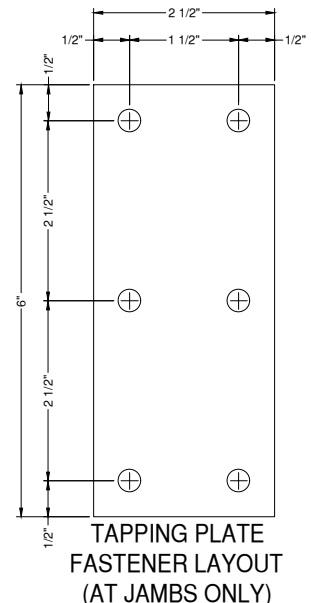
1
G



1" BLANK OFF PANEL TYP.
SEE ELEVATIONS FOR
LOCATIONS WITHOUT.

INTERMEDIATE CONDITION
STEEL ANGLES TO BE
SLOTTED, MULLION TO BE
FIELD DRILLED FOR BOLT.

NOTE: BACK OF SYSTEM CLIPS AS
SHOWN TO BE UTILIZED AT LOUVER
LOCATIONS.



JAMB CONDITION
3/16" ALUMINUM PLATE REQUIRED AT
JAMBS AS SHOWN. STEEL ANGLE TO BE
SLOTTED, MULLION AND PLATE TO BE
DRILLED / TAPPED FOR BOLT

GLAZING CONTRACTOR

999 STREET, ST
CITY, STATE 99999

PH: 999.999.9999

MP drafting
& design

www.MPDRAFTING.com

P: 248.522.7096

F: 248.522.7030

ARCHITECT:

RULE JOY TRAMMELL RUBIO
ARCHITECTURE/INTERIOR DESIGN

300 GALLERIA PARKWAY SUITE 740

ATLANTA, GA 30339

P: 770.661.1492

F: 770.661.1493

ARCHITECT NOTE:
ALL NOTES REQUESTING VERIFICATION,
CONFIRMATION, OR INFORMATION THAT ARE
NOT ANSWERED ARE ASSUMED TO BE
CORRECT AS SHOWN ON THESE DRAWINGS.

STAMPS/ SUBMITTALS:

REVISION	DATE
0	10.25.19
1	01.24.20
2	04.07.20
3 - FIELD USE	05.01.20
4	07.22.20
5	10.12.20

PROJECT NUMBER:

19-329

PROJECT NAME:

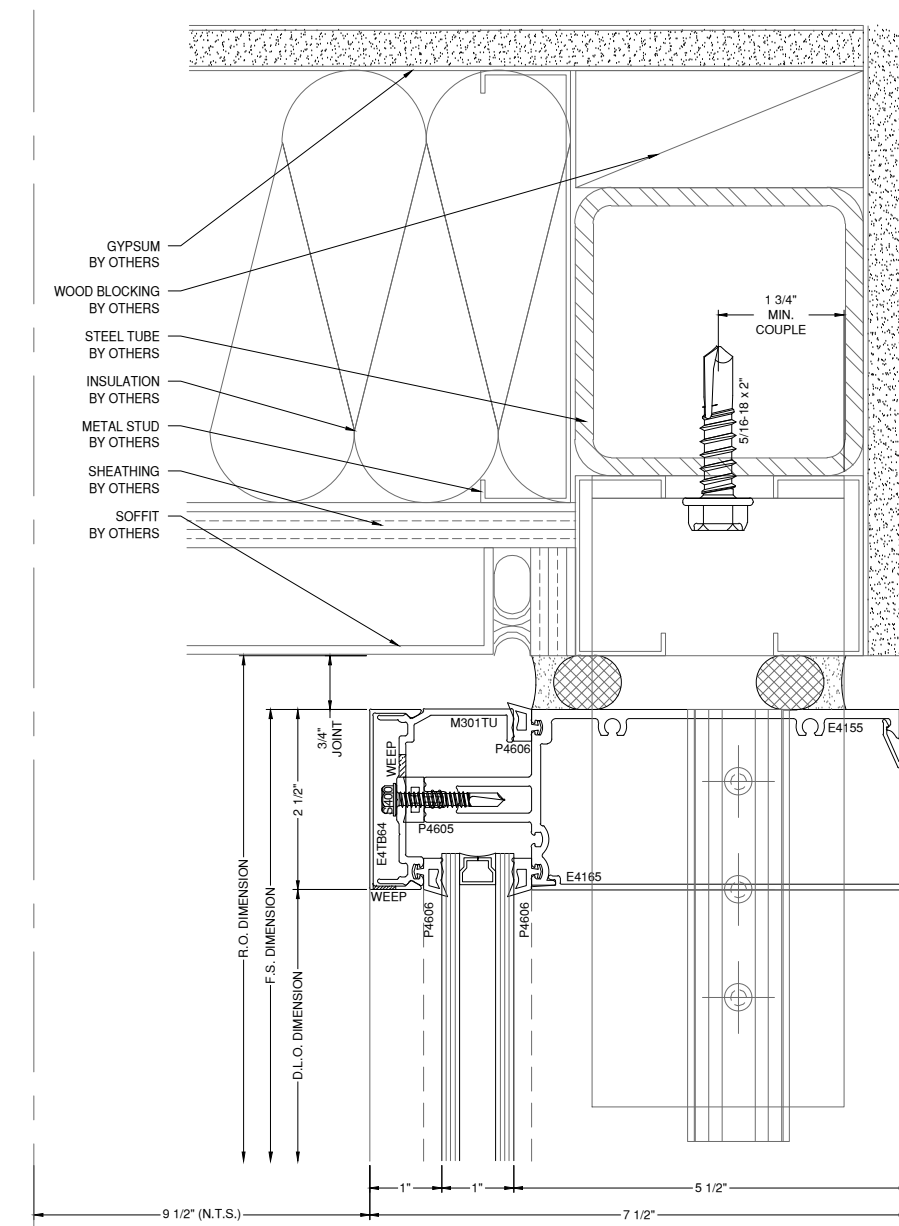
PROJECT 125

SHEET DESCRIPTION:

DETAILS

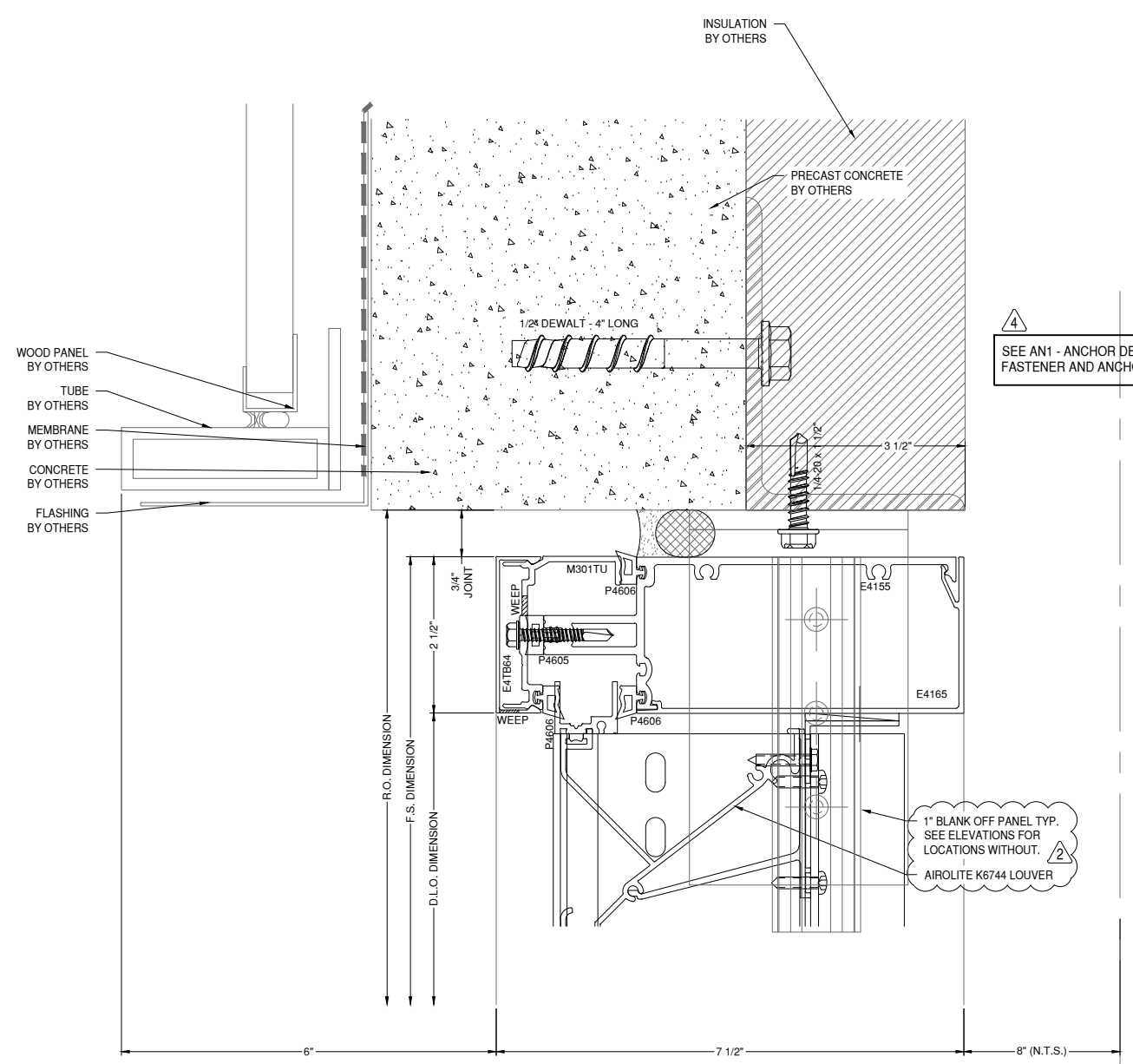
SHEET:

D8



17 **2** HEAD DETAIL **400SS**
DRAWING SCALE
24x36: 3/4:1
11x17: 3/8:1

SEE AN7 - ANCHOR DETAIL SHEET FOR FASTENER AND ANCHORING INFORMATION



18 **1** HEAD DETAIL **400SS**
DRAWING SCALE
24x36: 3/4:1
11x17: 3/8:1

SEE AN1 - ANCHOR DETAIL SHEET FOR FASTENER AND ANCHORING INFORMATION

1\"/>

GLAZING CONTRACTOR

999 STREET, ST
CITY, STATE 99999
PH: 999.999.9999



www.MPDRAFTING.com
P: 248.522.7096
F: 248.522.7030

ARCHITECT:

RULE JOY TRAMMELL RUBIO
ARCHITECTURE/INTERIOR DESIGN

300 GALLERIA PARKWAY SUITE 740
ATLANTA, GA 30339
P: 770.661.1492
F: 770.661.1493

ARCHITECT NOTE:
ALL NOTES REQUESTING VERIFICATION,
CONFIRMATION, OR INFORMATION THAT ARE
NOT ANSWERED ARE ASSUMED TO BE
CORRECT AS SHOWN ON THESE DRAWINGS.

STAMPS/ SUBMITTALS:

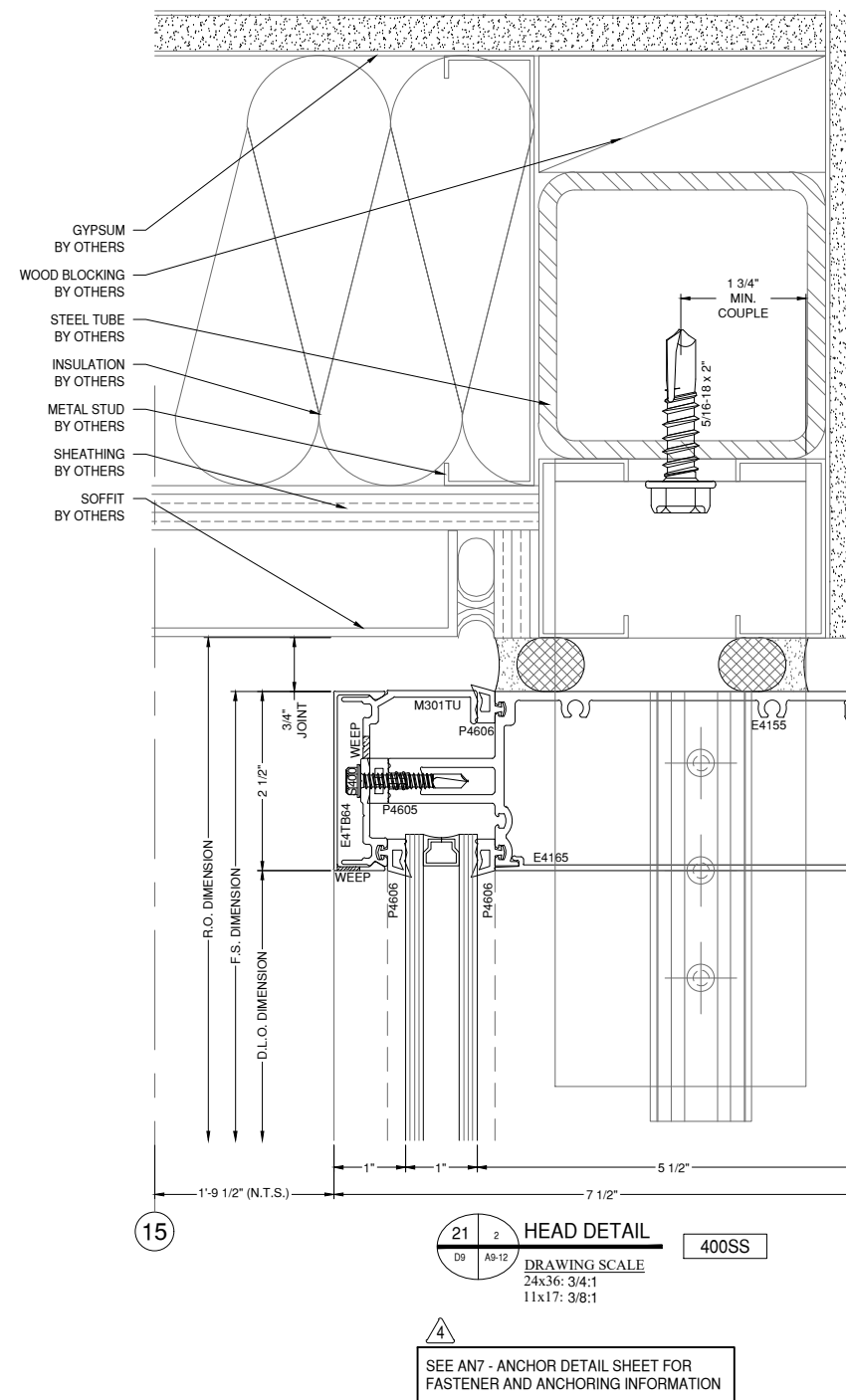
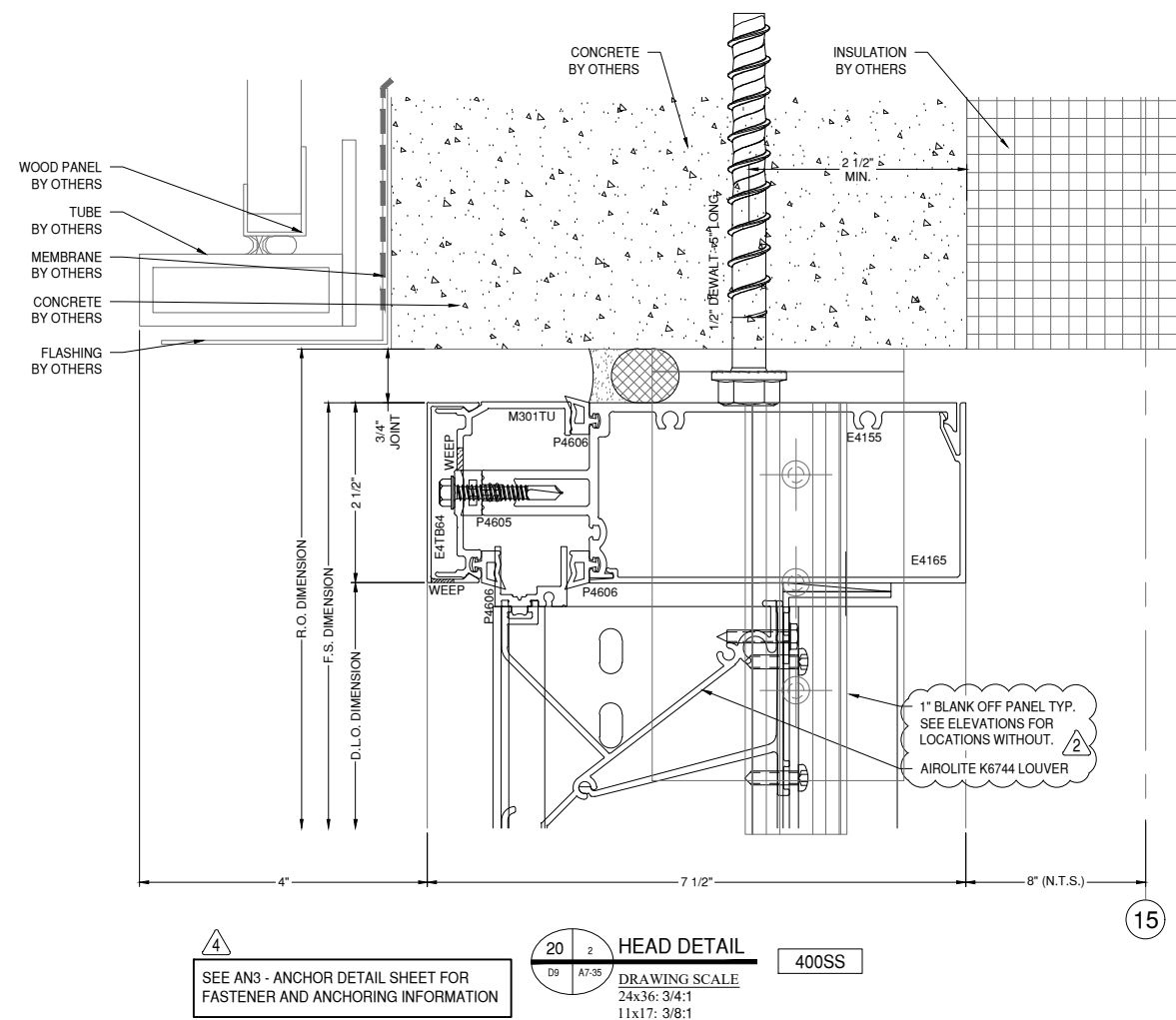
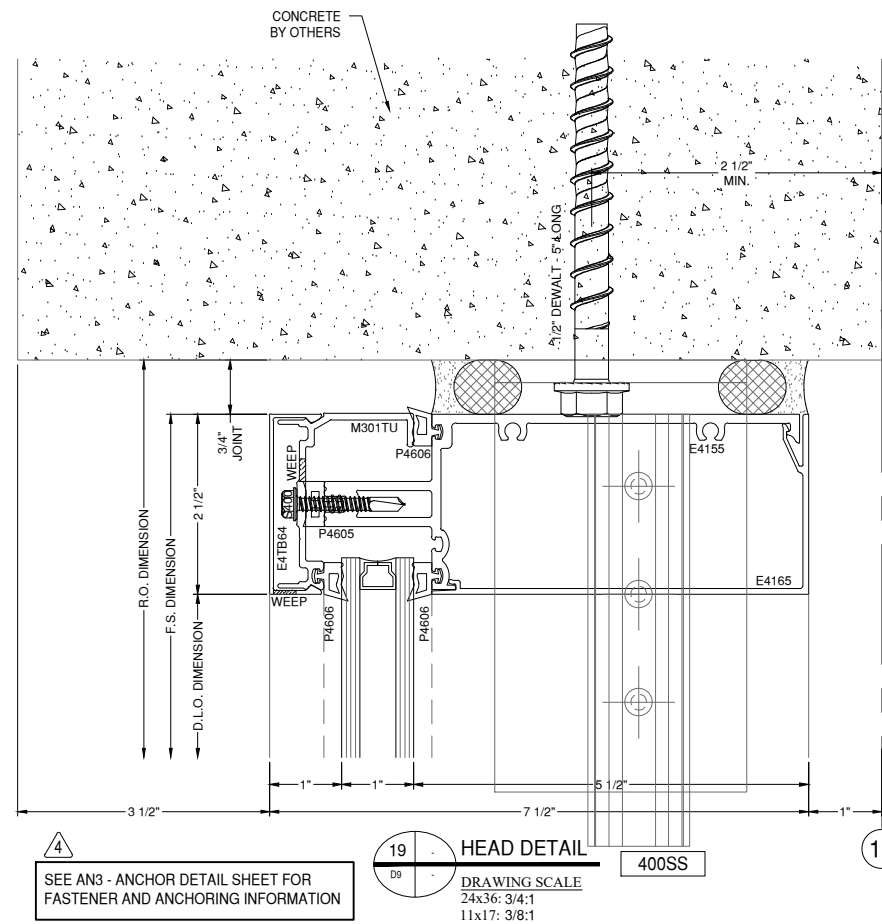
REVISION	DATE
0	10.25.19
1	01.24.20
2	04.07.20
3 - FIELD USE	05.01.20
4	07.22.20
5	10.12.20

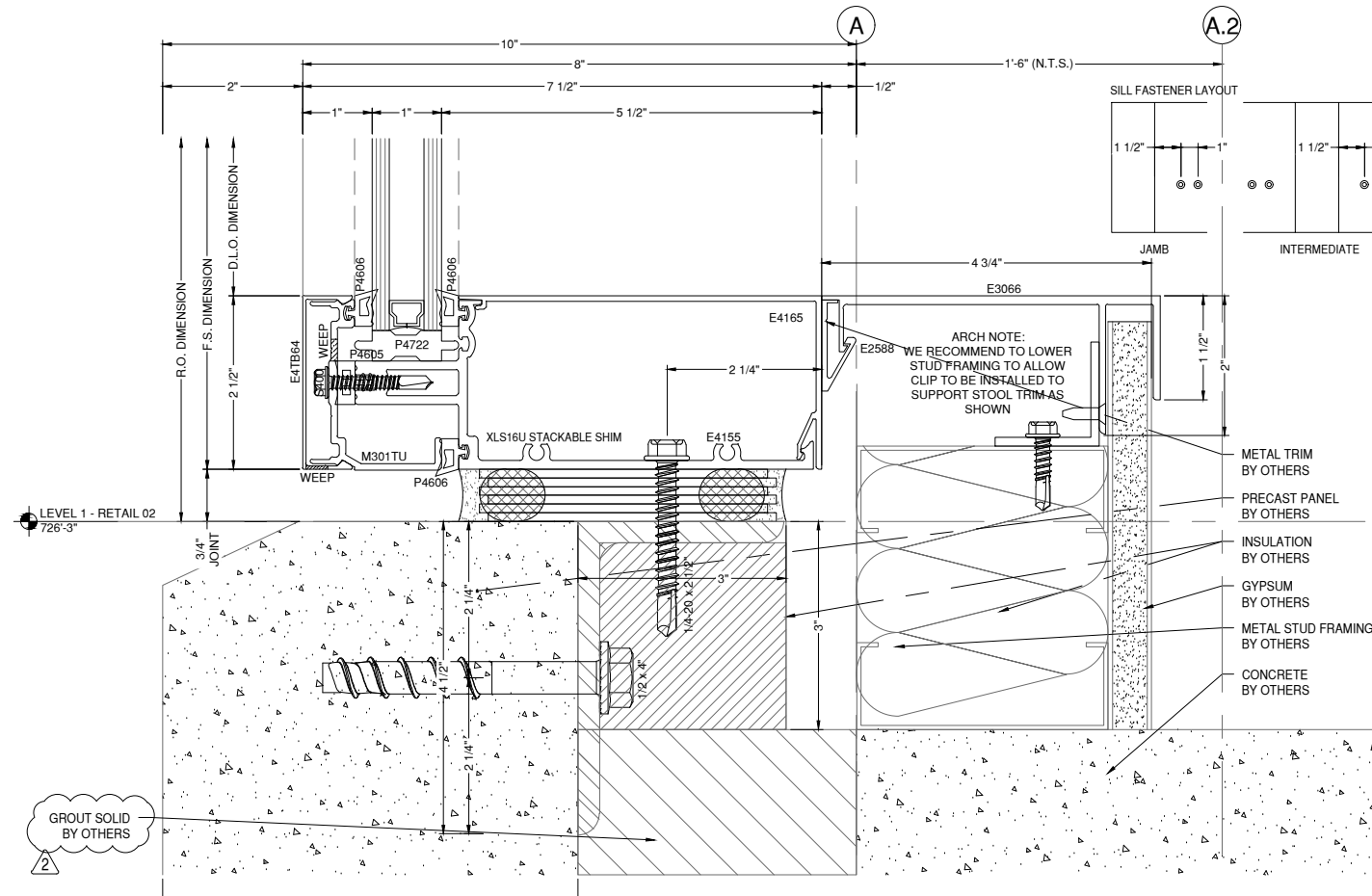
PROJECT NUMBER:
19-329

PROJECT NAME:
PROJECT 125

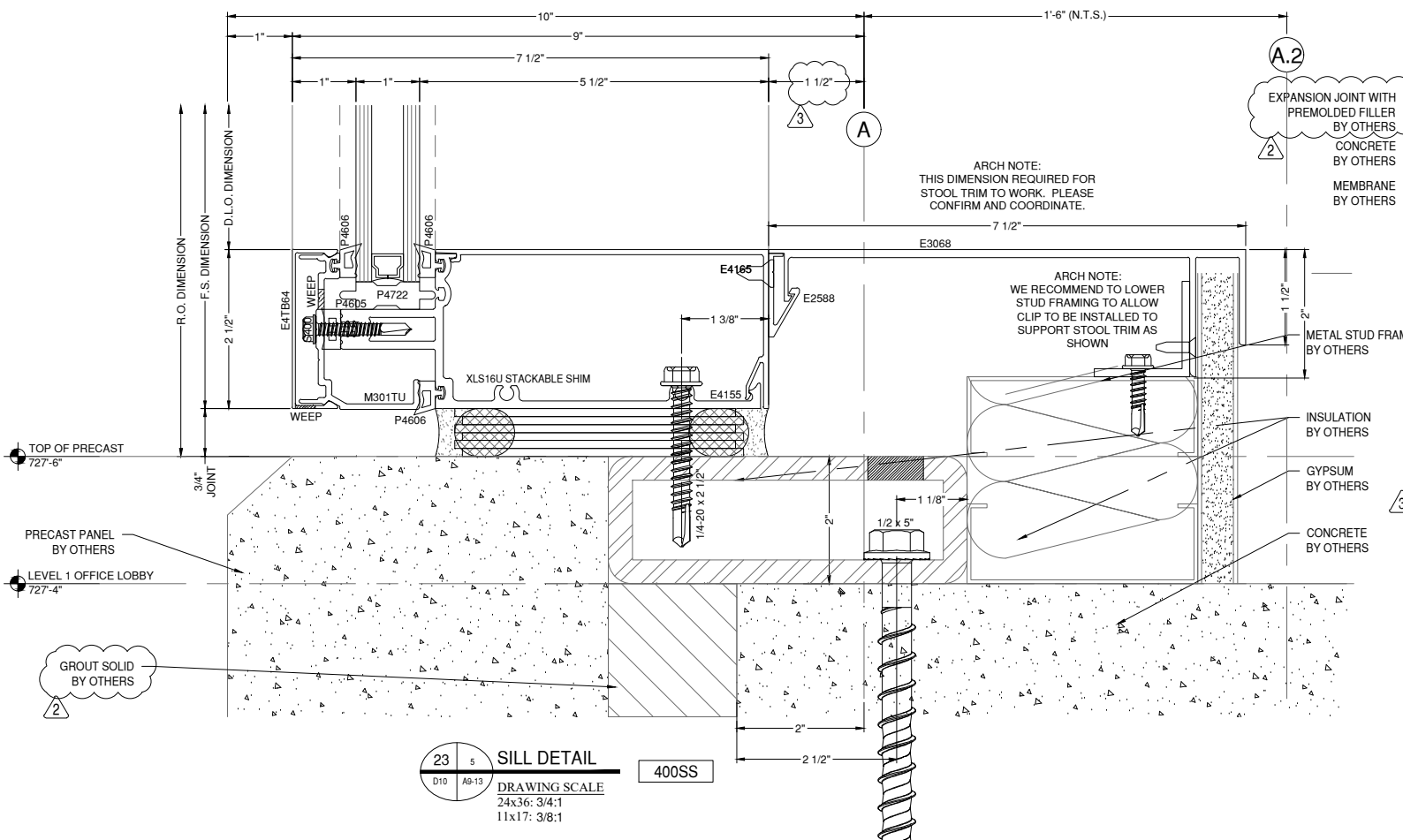
SHEET DESCRIPTION:
DETAILS

SHEET:
D9

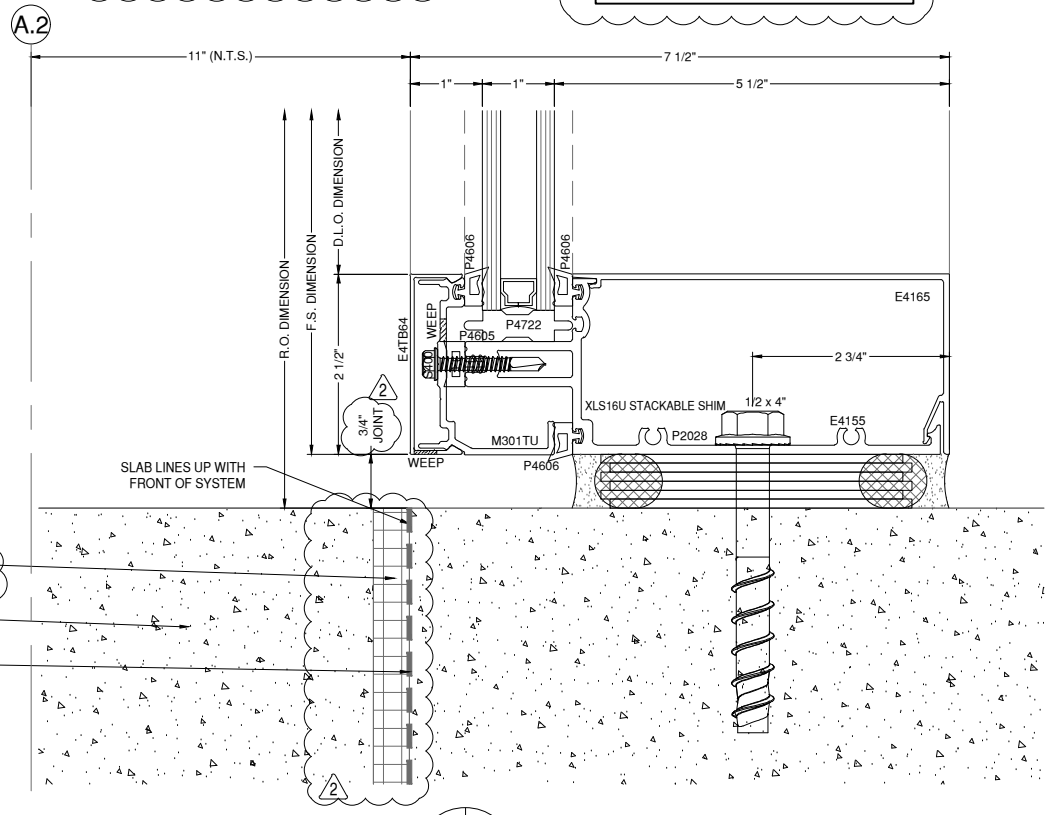




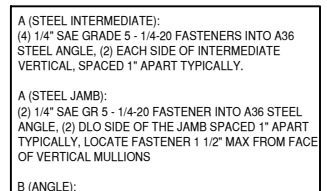
22 SILL DETAIL
 D10 A6-13 DRAWING SCALE 24x36: 3/4:1
 11x17: 3/8:1 400SS



23 SILL DETAIL
 D10 A6-13 DRAWING SCALE 24x36: 3/4:1
 11x17: 3/8:1 400SS



24 SILL DETAIL
 D10 A6-11B DRAWING SCALE 24x36: 3/4:1
 11x17: 3/8:1 400SS



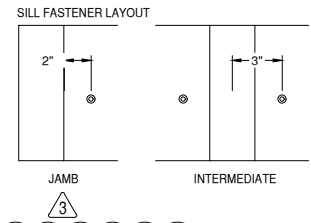
A (STEEL INTERMEDIATE):
 (4) 1/4" SAE GRADE 5 - 1/4-20 FASTENERS INTO A36 STEEL ANGLE, (2) EACH SIDE OF INTERMEDIATE VERTICAL, SPACED 1" APART TYPICALLY.

A (STEEL JAMB):
 (2) 1/4" SAE GR 5 - 1/4-20 FASTENER INTO A36 STEEL ANGLE, (2) DLO SIDE OF THE JAMB SPACED 1" APART TYPICALLY, LOCATE FASTENER 1 1/2" MAX FROM FACE OF VERTICAL MULLIONS

B (ANGLE):
 5/16" THICK CONTINUOUS A36 STEEL IS ADEQUATE AS SHOWN

C (CONCRETE INTERMEDIATE):
 (4) 1/2" DIA DEWALT SCREW BOLT
 MIN EDGE = 2 1/4"
 EMBED = 3"
 MIN SPACING = 5"
 MIN CURB THICKNESS = 6"
 (2) EACH SIDE OF INTERMEDIATE MULLION, FIRST FASTENER EACH SIDE SPACED 2 1/2" FROM CENTERLINE OF INTERMEDIATE VERTICALS

C (CONCRETE JAMB):
 (2) 1/2" DIA DEWALT SCREW BOLT
 MIN. EDGE = 2 1/4"
 EMBED = 3"
 MIN SPACING = 5"
 MIN CURB THICKNESS 6"
 (2) DLO SIDE OF JAMB MULLION, LOCATE FIRST ANCHOR 1" MAX FROM FACE OF VERTICAL MULLION



A (INTERMEDIATE):
 (2) 1/2" DIA DEWALT SCREW BOLT
 MIN INTERIOR EDGE DISTANCE = 2 1/2"
 MIN EXTERIOR EDGE DISTANCE = 3"
 EMBED = 2 1/2"
 MIN SPACING = 6"
 (1) EACH SIDE OF INTERMEDIATE MULLION, SPACED 3" FROM CENTERLINE OF VERTICAL MULLION

A (JAMB):
 (1) 1/2" DIA DEWALT SCREW BOLT
 MIN INTERIOR EDGE DISTANCE = 2 1/2"
 MIN EXTERIOR EDGE DISTANCE = 3"
 EMBED = 2 1/2"
 (1) PER JAMB MULLION, LOCATE ANCHOR 2" MAX FROM FACE OF VERTICAL MULLION

B (DOOR JAMB):
 (1) 1/2" DIA DEWALT SCREW BOLT
 MIN EDGE = 4"
 EMBED = 2 1/2"
 (1) PER U-ANCHOR SPACED AS SHOWN

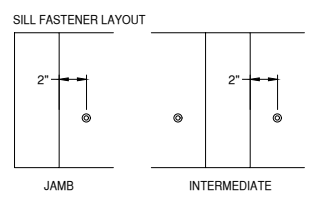
A (STEEL INTERMEDIATE):
 (2) 1/4" SAE GRADE 5 - 1/4-20 FASTENERS INTO A36 STEEL ANGLE, (1) EACH SIDE OF INTERMEDIATE VERTICAL.

A (STEEL JAMB):
 (1) 1/4" SAE GR 5 - 1/4-20 FASTENER INTO A36 STEEL ANGLE, (1) DLO SIDE OF THE JAMB, LOCATE FASTENER 2" MAX FROM FACE OF VERTICAL MULLION

B (TUBE):
 CONTINUOUS 6 X 2 X 1/4 IS ADEQUATE AS SHOWN

C (CONCRETE INTERMEDIATE):
 (4) 1/2" DIA DEWALT SCREW BOLT
 MIN EDGE = 2 1/2"
 EMBED = 4 1/4"
 MIN SPACING = 5"
 (2) EACH SIDE OF INTERMEDIATE MULLION, FIRST FASTENER EACH SIDE SPACED 2 1/2" FROM CENTERLINE OF INTERMEDIATE VERTICALS

C (CONCRETE JAMB):
 (1) 1/2" DIA DEWALT SCREW BOLT
 MIN EDGE = 2 1/2"
 EMBED = 4 1/4"
 (1) DLO SIDE OF JAMB MULLION, LOCATE ANCHOR 2" MAX FROM FACE OF VERTICAL MULLION



GLAZING CONTRACTOR

999 STREET, ST
 CITY, STATE 99999

PH: 999.999.9999



www.MPDRAFTING.com
 P: 248.522.7096
 F: 248.522.7030

ARCHITECT:

RULE JOY TRAMMELL RUBIO
 ARCHITECTURE/INTERIOR DESIGN
 300 GALLERIA PARKWAY SUITE 740
 ATLANTA, GA 30339
 P: 770.661.1492
 F: 770.661.1493

ARCHITECT NOTE:
 ALL NOTES REQUESTING VERIFICATION,
 CONFIRMATION, OR INFORMATION THAT ARE
 NOT ANSWERED ARE ASSUMED TO BE
 CORRECT AS SHOWN ON THESE DRAWINGS.

STAMPS/ SUBMITTALS:

REVISION	DATE
0	10.25.19
1	01.24.20
2	04.07.20
3 - FIELD USE	05.01.20
4	07.22.20
5	10.12.20

PROJECT NUMBER:
19-329

PROJECT NAME:
PROJECT 125

SHEET DESCRIPTION:
DETAILS

SHEET:
D10

GLAZING CONTRACTOR

999 STREET, ST
CITY, STATE 99999
PH: 999.999.9999



www.MPDRAFTING.com
P: 248.522.7096
F: 248.522.7030

ARCHITECT:

RULE JOY TRAMMELL RUBIO
ARCHITECTURE/INTERIOR DESIGN
300 GALLERIA PARKWAY SUITE 740
ATLANTA, GA 30339
P: 770.661.1492
F: 770.661.1493

ARCHITECT NOTE:
ALL NOTES REQUESTING VERIFICATION,
CONFIRMATION, OR INFORMATION THAT ARE
NOT ANSWERED ARE ASSUMED TO BE
CORRECT AS SHOWN ON THESE DRAWINGS.

STAMPS/ SUBMITTALS:

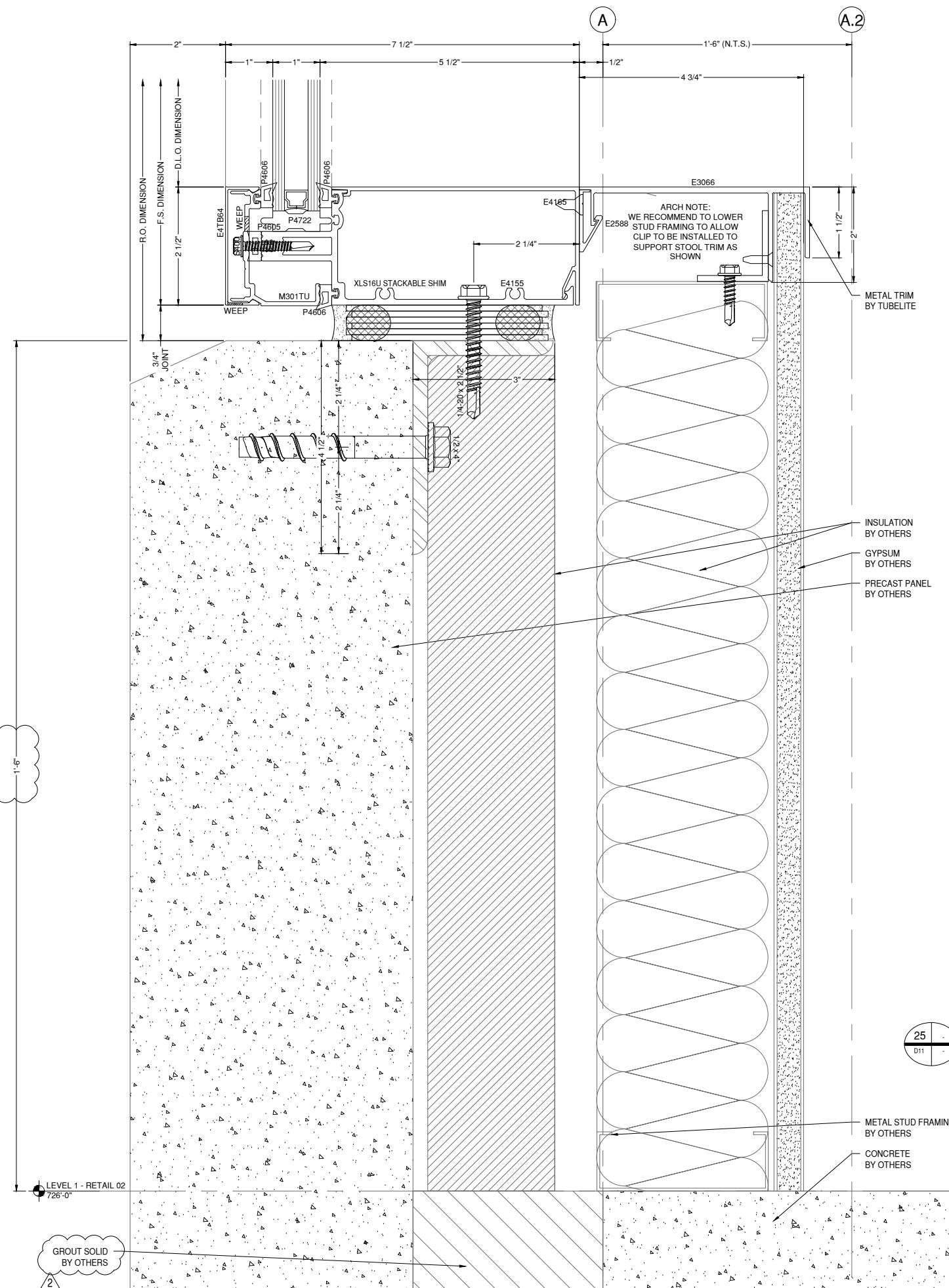
REVISION	DATE
0	10.25.19
1	01.24.20
2	04.07.20
3 - FIELD USE	05.01.20
4	07.22.20
5	10.12.20

PROJECT NUMBER:
19-329

PROJECT NAME:
PROJECT 125

SHEET DESCRIPTION:
DETAILS

SHEET:
D11



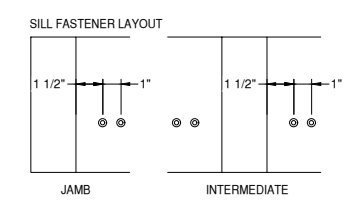
A (STEEL INTERMEDIATE):
(4) 1/4" SAE GRADE 5 - 1/4-20 FASTENERS INTO A36 STEEL ANGLE, (2) EACH SIDE OF INTERMEDIATE VERTICAL, SPACED 1" APART TYPICALLY.

A (STEEL JAMB):
(2) 1/4" SAE GR 5 - 1/4-20 FASTENER INTO A36 STEEL ANGLE, (2) DLO SIDE OF THE JAMB SPACED 1" APART TYPICALLY, LOCATE FASTENER 1 1/2" MAX FROM FACE OF VERTICAL MULLIONS

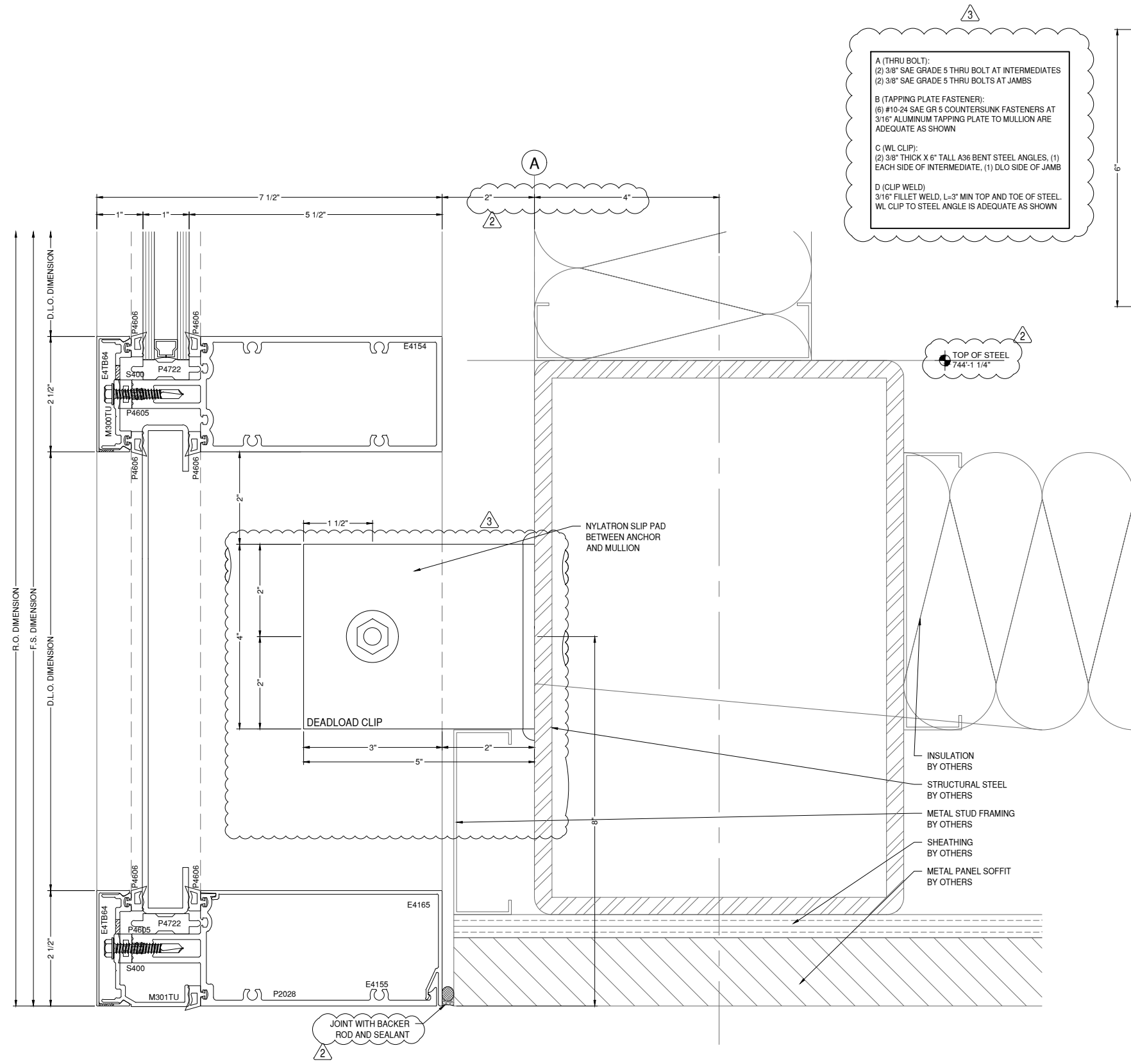
B (ANGLE):
5/16" THICK CONTINUOUS A36 STEEL IS ADEQUATE AS SHOWN

C (CONCRETE INTERMEDIATE):
(4) 1/2" DIA DEWALT SCREW BOLT
MIN EDGE = 2 1/4"
EMBED = 3"
MIN SPACING = 5"
MIN CURB THICKNESS = 6"
(2) EACH SIDE OF INTERMEDIATE MULLION, FIRST FASTENER EACH SIDE SPACED 2 1/2" FROM CENTERLINE OF INTERMEDIATE VERTICALS

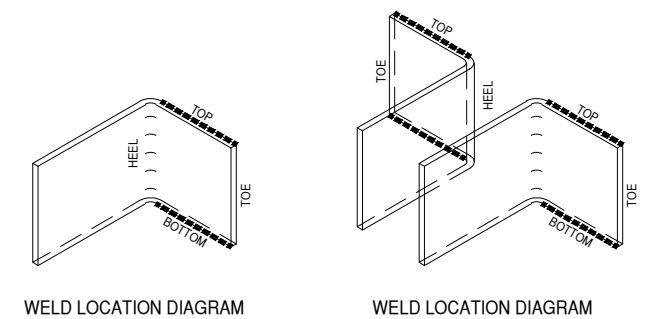
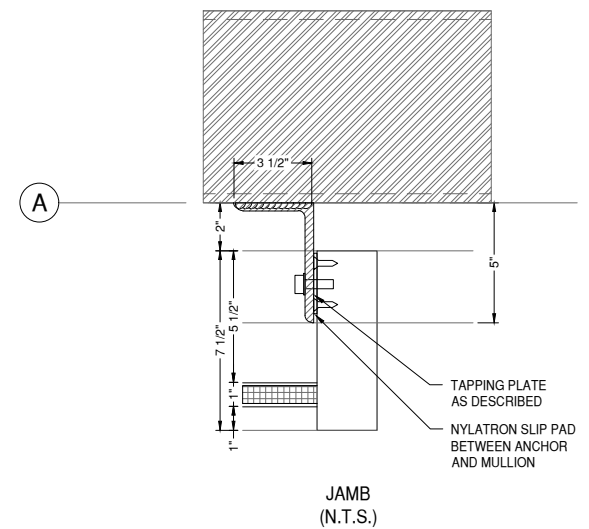
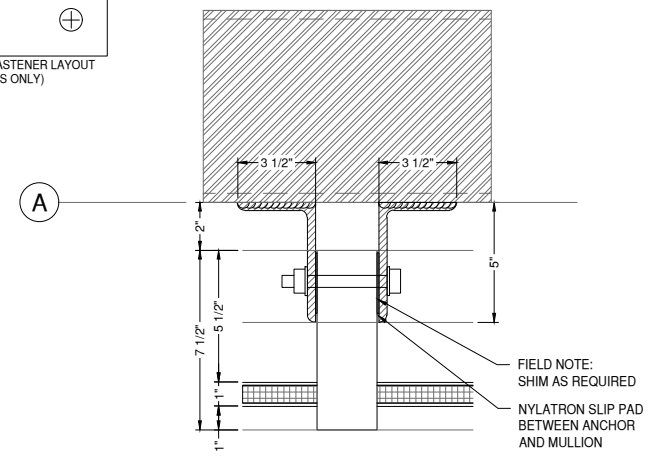
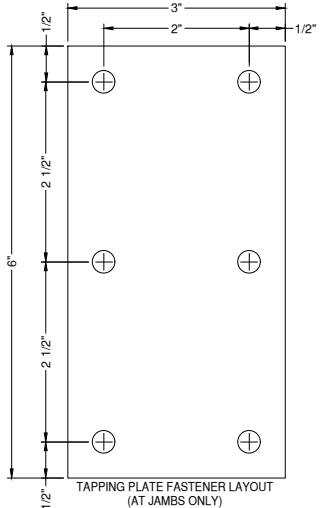
C (CONCRETE JAMB):
(2) 1/2" DIA DEWALT SCREW BOLT
MIN. EDGE = 2 1/4"
EMBED = 3"
MIN SPACING = 5"
MIN CURB THICKNESS 6"
(2) DLO SIDE OF JAMB MULLION, LOCATE FIRST ANCHOR 1" MAX FROM FACE OF VERTICAL MULLION



25 SILL DETAIL
D11
DRAWING SCALE
24x36: 3/4:1
11x17: 3/8:1
400SS



A (THRU BOLT):
 (2) 3/8" SAE GRADE 5 THRU BOLT AT INTERMEDIATES
 (2) 3/8" SAE GRADE 5 THRU BOLTS AT JAMBS
B (TAPPING PLATE FASTENER):
 (6) #10-24 SAE GR 5 COUNTERSUNK FASTENERS AT
 3/16" ALUMINUM TAPPING PLATE TO MULLION ARE
 ADEQUATE AS SHOWN
C (WL CLIP):
 (2) 3/8" THICK X 6" TALL A36 BENT STEEL ANGLES, (1)
 EACH SIDE OF INTERMEDIATE, (1) DLO SIDE OF JAMB
D (CLIP WELD):
 3/16" FILLET WELD, L=3" MIN TOP AND TOE OF STEEL.
 WL CLIP TO STEEL ANGLE IS ADEQUATE AS SHOWN



28 3 SILL DETAIL 400SS
 D13 A6-11B DRAWING SCALE
 24x36: 3/4:1
 11x17: 3/8:1

GLAZING CONTRACTOR

999 STREET, ST
CITY, STATE 99999

PH: 999.999.9999

MP drafting & design
 www.MPDRAFTING.com
 P: 248.522.7096
 F: 248.522.7030

ARCHITECT:
 RULE JOY TRAMMELL RUBIO
 ARCHITECTURE/INTERIOR DESIGN
 300 GALLERIA PARKWAY SUITE 740
 ATLANTA, GA 30339
 P: 770.661.1492
 F: 770.661.1493
ARCHITECT NOTE:
 ALL NOTES REQUESTING VERIFICATION,
 CONFIRMATION, OR INFORMATION THAT ARE
 NOT ANSWERED ARE ASSUMED TO BE
 CORRECT AS SHOWN ON THESE DRAWINGS.

STAMPS/ SUBMITTALS:

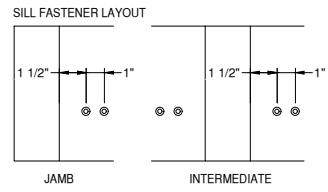
REVISION	DATE
0	10.25.19
1	01.24.20
2	04.07.20
3 - FIELD USE	05.01.20
4	07.22.20
5	10.12.20

PROJECT NUMBER:
19-329

PROJECT NAME:
PROJECT 125

SHEET DESCRIPTION:
DETAILS

SHEET:
D13



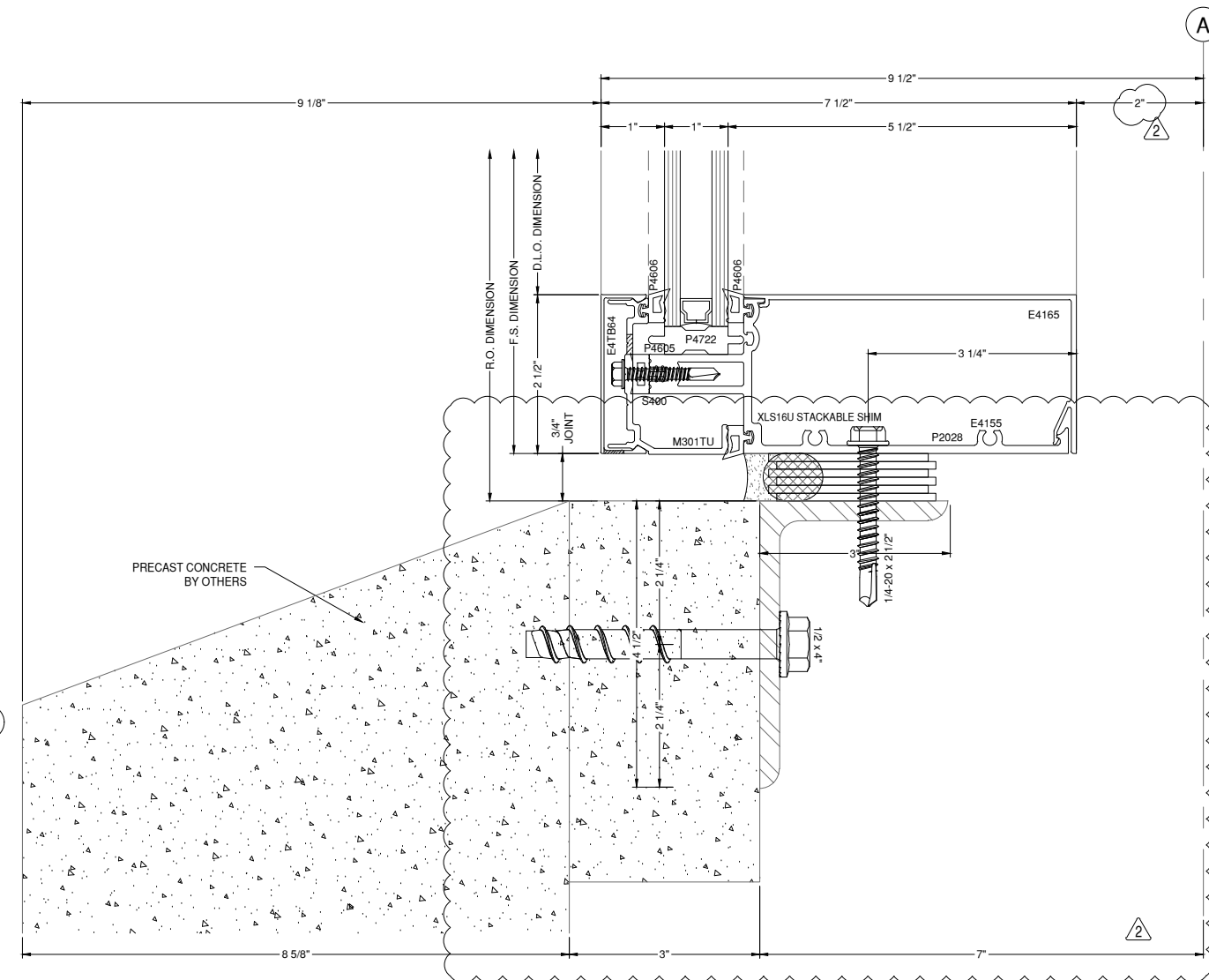
A (STEEL INTERMEDIATE):
 (4) 1/4" SAE GRADE 5 - 1/4-20 FASTENERS INTO A36 STEEL ANGLE, (2) EACH SIDE OF INTERMEDIATE VERTICAL, SPACED 1" APART TYPICALLY.

A (STEEL JAMB):
 (2) 1/4" SAE GR 5 - 1/4-20 FASTENER INTO A36 STEEL ANGLE, (2) DLO SIDE OF THE JAMB SPACED 1" APART TYPICALLY, LOCATE FASTENER 1 1/2" MAX FROM FACE OF VERTICAL MULLIONS

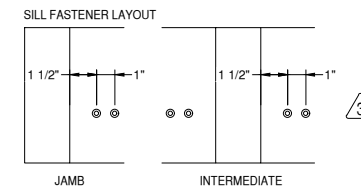
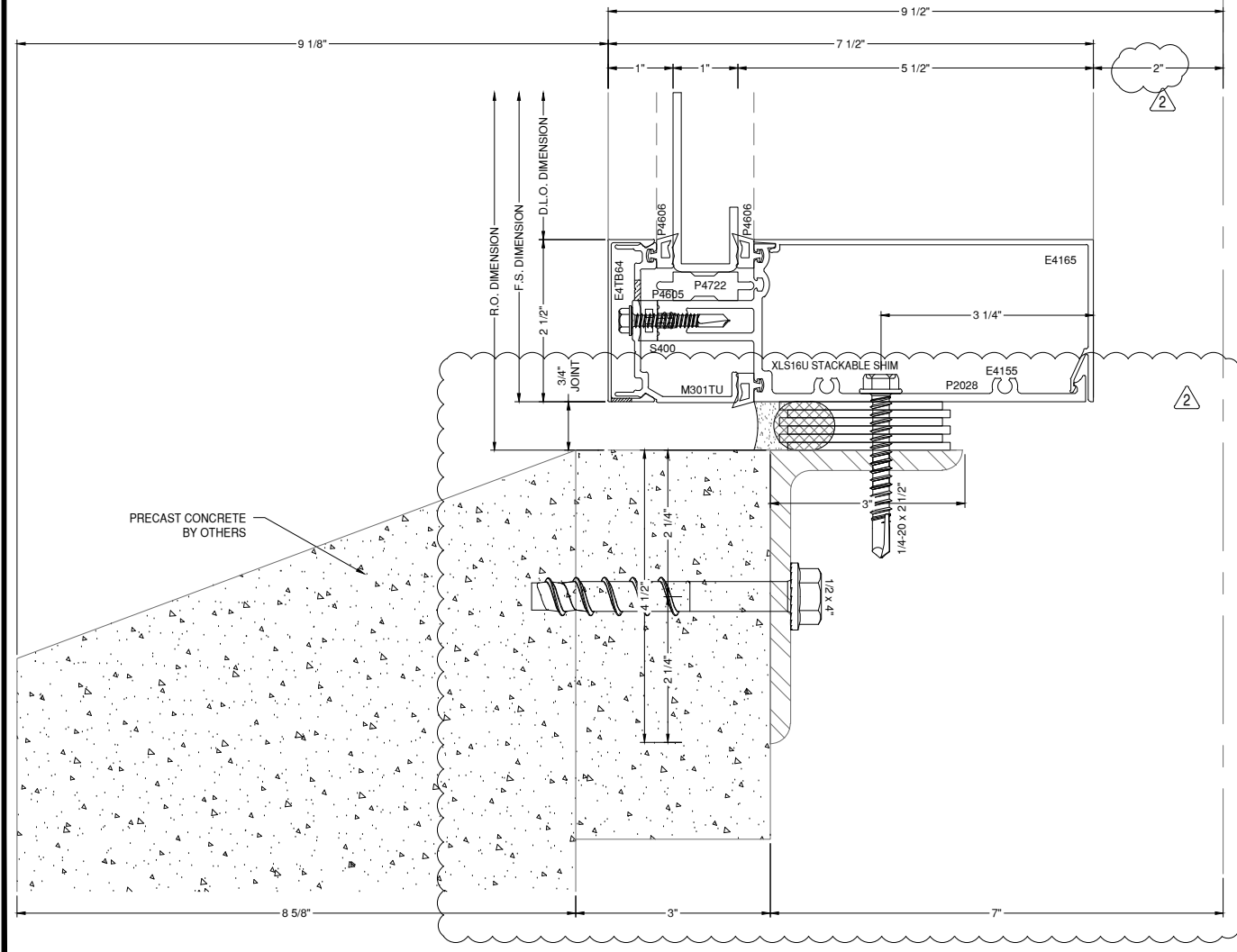
B (ANGLE):
 5/16" THICK CONTINUOUS A36 STEEL IS ADEQUATE AS SHOWN

C (CONCRETE INTERMEDIATE):
 (4) 1/2" DIA DEWALT SCREW BOLT
 MIN EDGE = 2 1/4"
 EMBED = 3"
 MIN SPACING = 5"
 MIN CURB THICKNESS = 6"
 (2) EACH SIDE OF INTERMEDIATE MULLION, FIRST FASTENER EACH SIDE SPACED 2 1/2" FROM CENTERLINE OF INTERMEDIATE VERTICALS

C (CONCRETE JAMB):
 (2) 1/2" DIA DEWALT SCREW BOLT
 MIN. EDGE = 2 1/4"
 EMBED = 3"
 MIN SPACING = 5"
 MIN CURB THICKNESS 6"
 (2) DLO SIDE OF JAMB MULLION, LOCATE FIRST ANCHOR 1" MAX FROM FACE OF VERTICAL MULLION



30 2 SILL DETAIL
 D14 A6-11C DRAWING SCALE 400SS
 24x36: 3/4:1
 11x17: 3/8:1



A (STEEL INTERMEDIATE):
 (4) 1/4" SAE GRADE 5 - 1/4-20 FASTENERS INTO A36 STEEL ANGLE, (2) EACH SIDE OF INTERMEDIATE VERTICAL, SPACED 1" APART TYPICALLY.

A (STEEL JAMB):
 (2) 1/4" SAE GR 5 - 1/4-20 FASTENER INTO A36 STEEL ANGLE, (2) DLO SIDE OF THE JAMB SPACED 1" APART TYPICALLY, LOCATE FASTENER 1 1/2" MAX FROM FACE OF VERTICAL MULLIONS

B (ANGLE):
 5/16" THICK CONTINUOUS A36 STEEL IS ADEQUATE AS SHOWN

C (CONCRETE INTERMEDIATE):
 (4) 1/2" DIA DEWALT SCREW BOLT
 MIN EDGE = 2 1/4"
 EMBED = 3"
 MIN SPACING = 5"
 MIN CURB THICKNESS = 6"
 (2) EACH SIDE OF INTERMEDIATE MULLION, FIRST FASTENER EACH SIDE SPACED 2 1/2" FROM CENTERLINE OF INTERMEDIATE VERTICALS

C (CONCRETE JAMB):
 (2) 1/2" DIA DEWALT SCREW BOLT
 MIN. EDGE = 2 1/4"
 EMBED = 3"
 MIN SPACING = 5"
 MIN CURB THICKNESS 6"
 (2) DLO SIDE OF JAMB MULLION, LOCATE FIRST ANCHOR 1" MAX FROM FACE OF VERTICAL MULLION

29 2 SILL DETAIL
 D14 A6-11C DRAWING SCALE 400SS
 24x36: 3/4:1
 11x17: 3/8:1

GLAZING CONTRACTOR

999 STREET, ST
 CITY, STATE 99999

PH: 999.999.9999



www.MPDRAFTING.com
 P: 248.522.7096
 F: 248.522.7030

ARCHITECT:

RULE JOY TRAMMELL RUBIO
 ARCHITECTURE/INTERIOR DESIGN
 300 GALLERIA PARKWAY SUITE 740
 ATLANTA, GA 30339
 P: 770.661.1492
 F: 770.661.1493

ARCHITECT NOTE:
 ALL NOTES REQUESTING VERIFICATION, CONFIRMATION, OR INFORMATION THAT ARE NOT ANSWERED ARE ASSUMED TO BE CORRECT AS SHOWN ON THESE DRAWINGS.

STAMPS/ SUBMITTALS:

REVISION	DATE
0	10.25.19
1	01.24.20
2	04.07.20
3 - FIELD USE	05.01.20
4	07.22.20
5	10.12.20

PROJECT NUMBER:
19-329

PROJECT NAME:
PROJECT 125

SHEET DESCRIPTION:
DETAILS

SHEET:
D14

GLAZING CONTRACTOR

999 STREET, ST
CITY, STATE 99999

PH: 999.999.9999

MP drafting
& design

www.MPDRAFTING.com

P: 248.522.7096

F: 248.522.7030

ARCHITECT:

RULE JOY TRAMMELL RUBIO
ARCHITECTURE/INTERIOR DESIGN

300 GALLERIA PARKWAY SUITE 740
ATLANTA, GA 30339
P: 770.661.1492
F: 770.661.1493

ARCHITECT NOTE:
ALL NOTES REQUESTING VERIFICATION,
CONFIRMATION, OR INFORMATION THAT ARE
NOT ANSWERED ARE ASSUMED TO BE
CORRECT AS SHOWN ON THESE DRAWINGS.

STAMPS/ SUBMITTALS:

REVISION	DATE
0	10.25.19
1	01.24.20
2	04.07.20
3 - FIELD USE	05.01.20
4	07.22.20
5	10.12.20

PROJECT NUMBER:

19-329

PROJECT NAME:

PROJECT 125

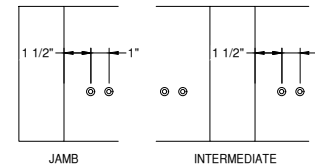
SHEET DESCRIPTION:

DETAILS

SHEET:

D15

SILL FASTENER LAYOUT



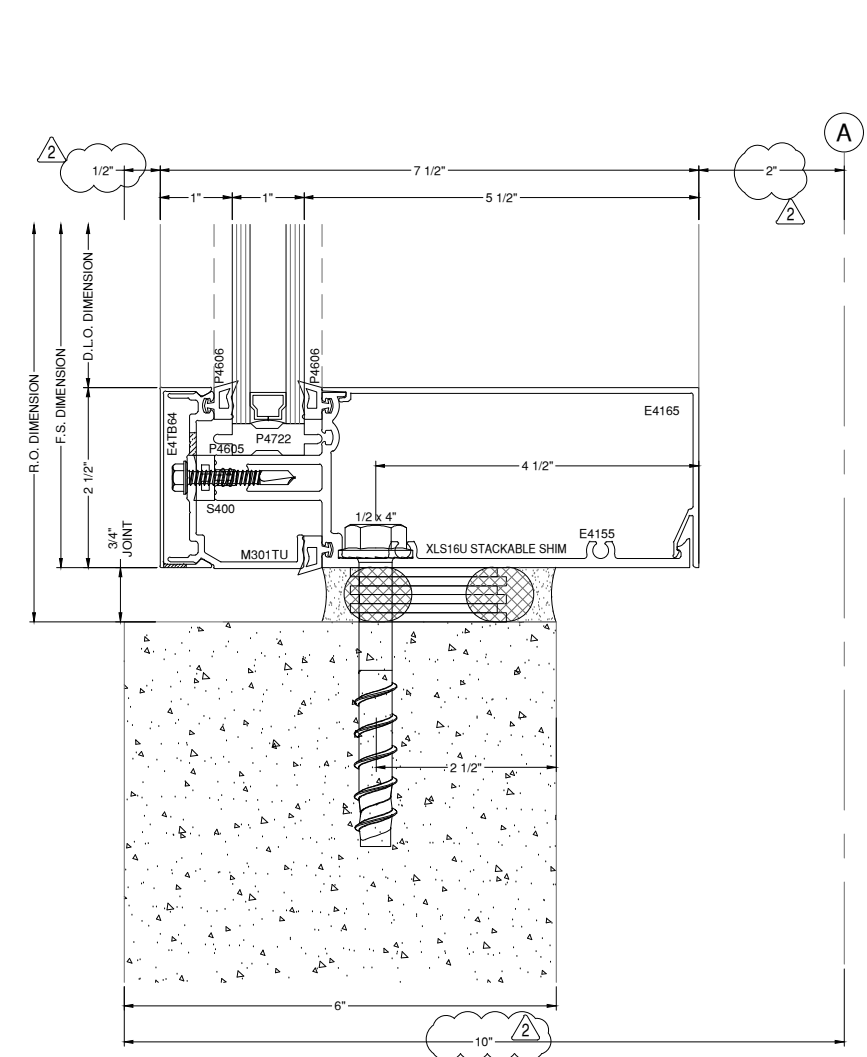
A (STEEL INTERMEDIATE):
(4) 1/4" SAE GRADE 5 - 1/4-20 FASTENERS INTO A36 STEEL ANGLE. (2) EACH SIDE OF INTERMEDIATE VERTICAL, SPACED 1" APART TYPICALLY.

A (STEEL JAMB):
(2) 1/4" SAE GR 5 - 1/4-20 FASTENER INTO A36 STEEL ANGLE. (2) DLO SIDE OF THE JAMB SPACED 1" APART TYPICALLY. LOCATE FASTENER 1 1/2" MAX FROM FACE OF VERTICAL MULLIONS

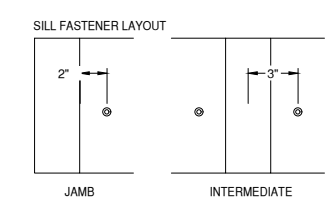
B (ANGLE):
5/16" THICK CONTINUOUS A36 STEEL IS ADEQUATE AS SHOWN

C (CONCRETE INTERMEDIATE):
(4) 1/2" DIA DEWALT SCREW BOLT
MIN EDGE = 2 1/4"
EMBED = 3"
MIN SPACING = 5"
MIN CURB THICKNESS = 6"
(2) EACH SIDE OF INTERMEDIATE MULLION, FIRST FASTENER EACH SIDE SPACED 2 1/2" FROM CENTERLINE OF INTERMEDIATE VERTICALS

C (CONCRETE JAMB):
(2) 1/2" DIA DEWALT SCREW BOLT
MIN. EDGE = 2 1/4"
EMBED = 3"
MIN SPACING = 5"
MIN CURB THICKNESS 6"
(2) DLO SIDE OF JAMB MULLION, LOCATE FIRST ANCHOR 1" MAX FROM FACE OF VERTICAL MULLION



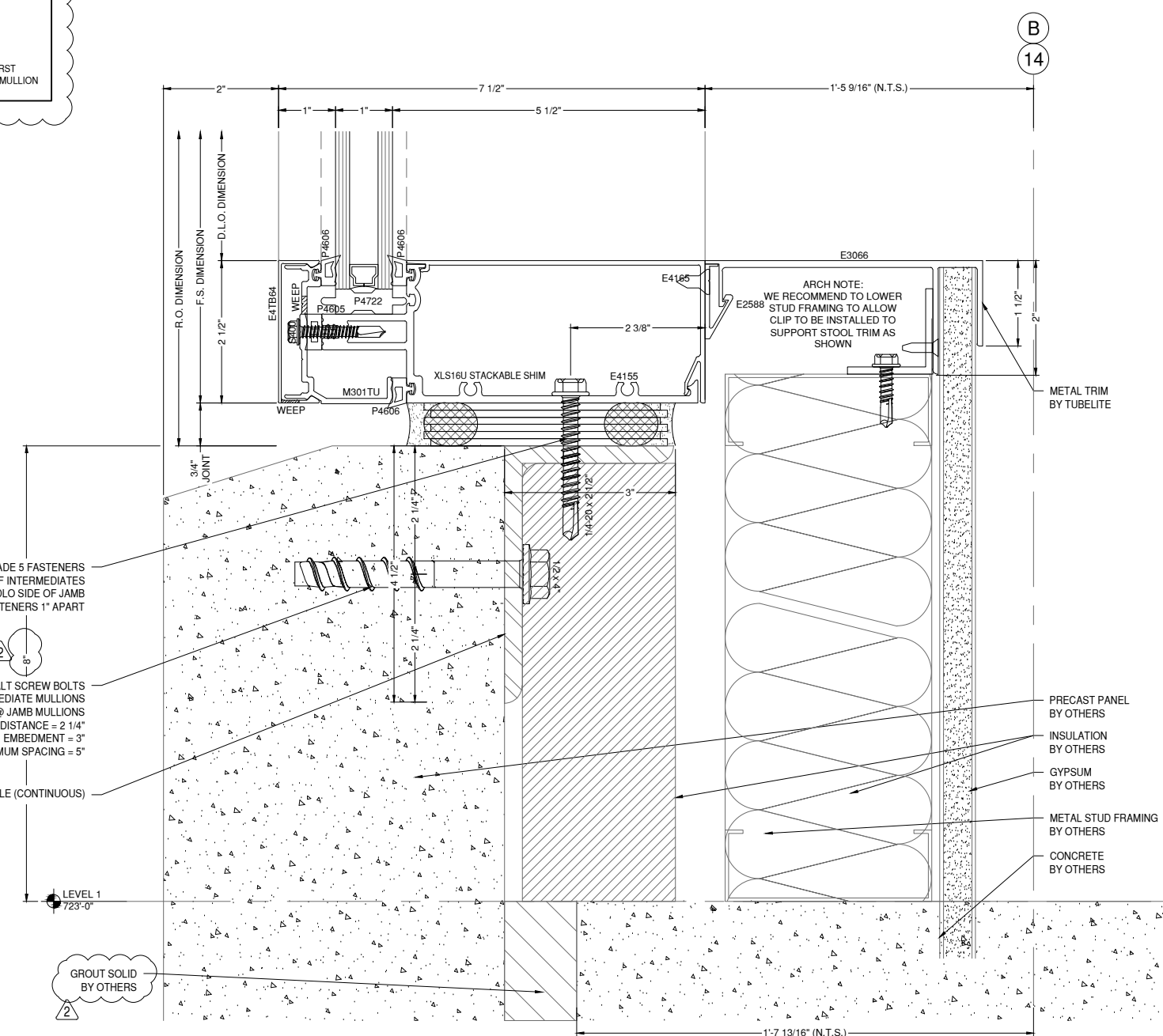
31 SILL DETAIL
DRAWING SCALE
24x36: 3/4:1
11x17: 3/8:1
400SS



A (INTERMEDIATE):
(2) 1/2" DIA DEWALT SCREW BOLT
MIN INTERIOR EDGE DISTANCE = 2 1/2"
MIN EXTERIOR EDGE DISTANCE = 3"
EMBED = 2 1/2"
MIN SPACING = 6"
(1) EACH SIDE OF INTERMEDIATE MULLION, SPACED 3" FROM CENTERLINE OF VERTICAL MULLION

A (JAMB):
(2) 1/2" DIA DEWALT SCREW BOLT
MIN INTERIOR EDGE DISTANCE = 2 1/2"
MIN EXTERIOR EDGE DISTANCE = 3"
EMBED = 2 1/2"
(1) PER JAMB MULLION, LOCATE ANCHOR 2" MAX FROM FACE OF VERTICAL MULLION

B (DOOR JAMB):
(1) 1/2" DIA DEWALT SCREW BOLT
MIN EDGE = 4"
EMBED = 2 1/2"
(1) PER U-ANCHOR SPACED AS SHOWN



32 SILL DETAIL
DRAWING SCALE
24x36: 3/4:1
11x17: 3/8:1
400SS

1/4" SAE GRADE 5 FASTENERS
(2) EA SIDE OF INTERMEDIATES
(2) DLO SIDE OF JAMB
SPACE FASTENERS 1" APART

1/2" DIA. DEWALT SCREW BOLTS
(4) @ INTERMEDIATE MULLIONS
(2) @ JAMB MULLIONS
MINIMUM EDGE DISTANCE = 2 1/4"
MINIMUM EMBEDMENT = 3"
MINIMUM SPACING = 5"

5/16" A36 STEEL ANGLE (CONTINUOUS)

PRECAST PANEL
BY OTHERS
INSULATION
BY OTHERS
GYPSUM
BY OTHERS
METAL STUD FRAMING
BY OTHERS
CONCRETE
BY OTHERS

LEVEL 1
723'-0"

GROUT SOLID
BY OTHERS

GLAZING CONTRACTOR

999 STREET, ST
CITY, STATE 99999

PH: 999.999.9999

MP drafting
& design

www.MPDRAFTING.com

P: 248.522.7096
F: 248.522.7030

ARCHITECT:

RULE JOY TRAMMELL RUBIO
ARCHITECTURE/INTERIOR DESIGN

300 GALLERIA PARKWAY SUITE 740
ATLANTA, GA 30339
P: 770.661.1492
F: 770.661.1493

ARCHITECT NOTE:
ALL NOTES REQUESTING VERIFICATION,
CONFIRMATION, OR INFORMATION THAT ARE
NOT ANSWERED ARE ASSUMED TO BE
CORRECT AS SHOWN ON THESE DRAWINGS.

STAMPS/ SUBMITTALS:

REVISION	DATE
0	10.25.19
1	01.24.20
2	04.07.20
3 - FIELD USE	05.01.20
4	07.22.20
5	10.12.20

PROJECT NUMBER:
19-329

PROJECT NAME:
PROJECT 125

SHEET DESCRIPTION:
DETAILS

SHEET:
D16

A (STEEL INTERMEDIATE):
(4) 1/4" SAE GRADE 5 - 1/4-20 FASTENERS INTO A36 STEEL ANGLE, (2) EACH SIDE OF INTERMEDIATE VERTICAL, SPACED 1" APART TYPICALLY.

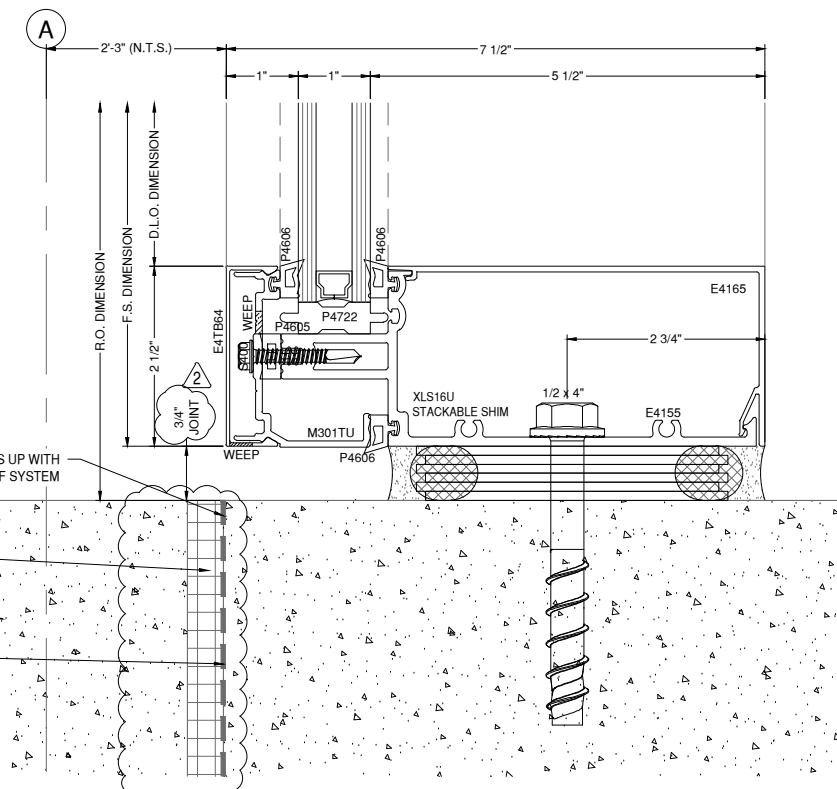
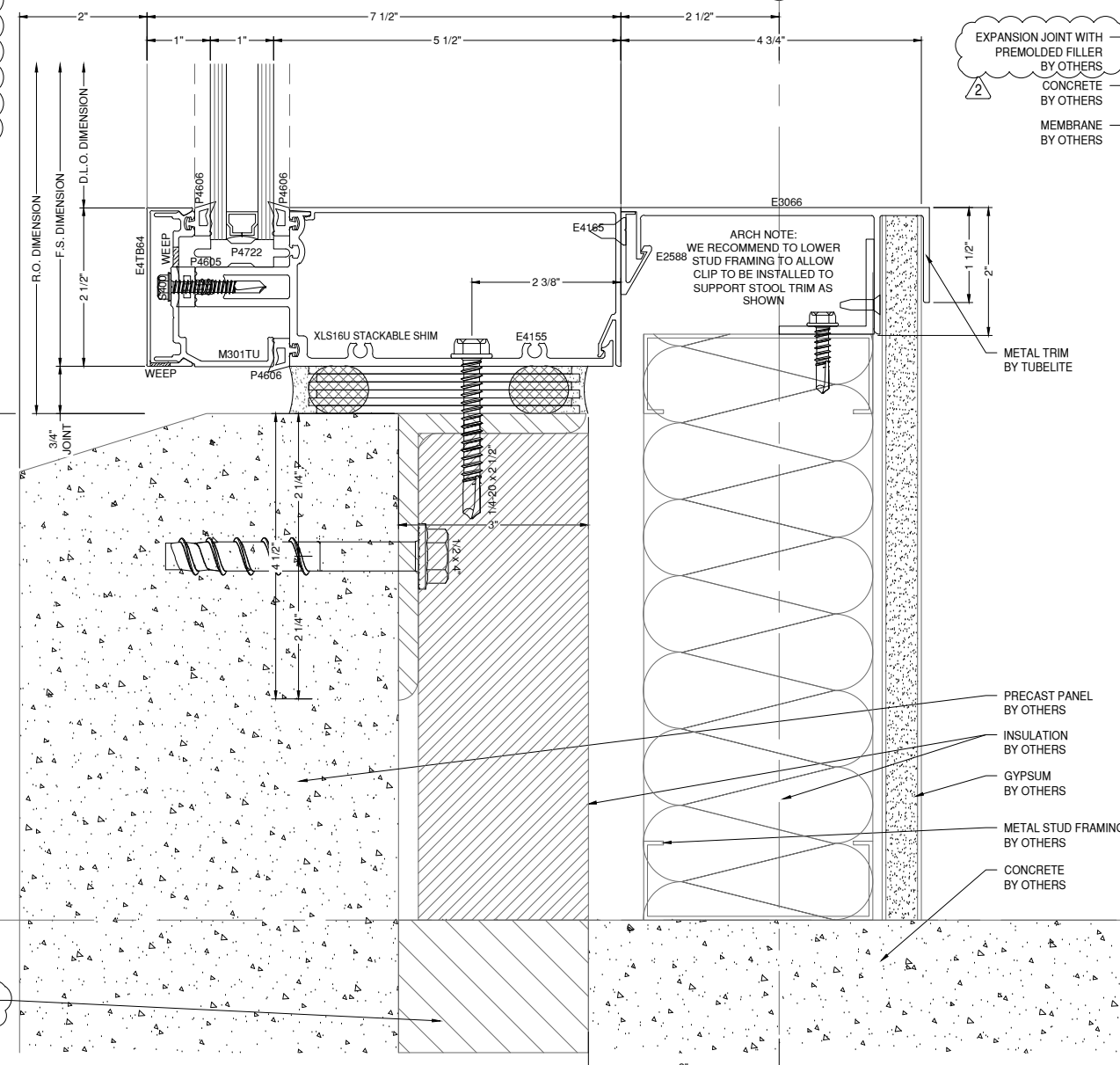
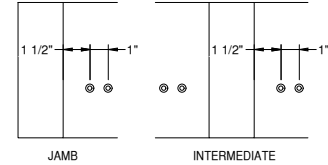
A (STEEL JAMB):
(2) 1/4" SAE GR 5 - 1/4-20 FASTENER INTO A36 STEEL ANGLE, (2) DLO SIDE OF THE JAMB SPACED 1" APART TYPICALLY, LOCATE FASTENER 1 1/2" MAX FROM FACE OF VERTICAL MULLIONS

B (ANGLE):
5/16" THICK CONTINUOUS A36 STEEL IS ADEQUATE AS SHOWN

C (CONCRETE INTERMEDIATE):
(4) 1/2" DIA DEWALT SCREW BOLT
MIN EDGE = 2 1/4"
EMBED = 3"
MIN SPACING = 5"
MIN CURB THICKNESS = 6"
(2) EACH SIDE OF INTERMEDIATE MULLION, FIRST FASTENER EACH SIDE SPACED 2 1/2" FROM CENTERLINE OF INTERMEDIATE VERTICALS

C (CONCRETE JAMB):
(2) 1/2" DIA DEWALT SCREW BOLT
MIN. EDGE = 2 1/4"
EMBED = 3"
MIN SPACING = 5"
MIN CURB THICKNESS 6"
(2) DLO SIDE OF JAMB MULLION, LOCATE FIRST ANCHOR 1" MAX FROM FACE OF VERTICAL MULLION

SILL FASTENER LAYOUT



SILL DETAIL
DRAWING SCALE
24x36: 3/4:1
11x17: 3/8:1

A (INTERMEDIATE):
(2) 1/2" DIA DEWALT SCREW BOLT
MIN INTERIOR EDGE DISTANCE = 2 1/2"
MIN EXTERIOR EDGE DISTANCE = 3"
EMBED = 2 1/2"
MIN SPACING = 6"
(1) EACH SIDE OF INTERMEDIATE MULLION, SPACED 3" FROM CENTERLINE OF VERTICAL MULLION

A (JAMB):
(2) 1/2" DIA DEWALT SCREW BOLT
MIN INTERIOR EDGE DISTANCE = 2 1/2"
MIN EXTERIOR EDGE DISTANCE = 3"
EMBED = 2 1/2"
(1) PER JAMB MULLION, LOCATE ANCHOR 2" MAX FROM FACE OF VERTICAL MULLION

B (DOOR JAMB):
(1) 1/2" DIA DEWALT SCREW BOLT
MIN EDGE = 4"
EMBED = 2 1/2"
(1) PER U-ANCHOR SPACED AS SHOWN

33 SILL DETAIL
DRAWING SCALE
24x36: 3/4:1
11x17: 3/8:1

400SS

GLAZING CONTRACTOR

999 STREET, ST
CITY, STATE 99999

PH: 999.999.9999

MP drafting
& design

www.MPDRAFTING.com

P: 248.522.7096

F: 248.522.7030

ARCHITECT:

RULE JOY TRAMMELL RUBIO
ARCHITECTURE/INTERIOR DESIGN

300 GALLERIA PARKWAY SUITE 740
ATLANTA, GA 30339
P: 770.661.1492
F: 770.661.1493

ARCHITECT NOTE:
ALL NOTES REQUESTING VERIFICATION,
CONFIRMATION, OR INFORMATION THAT ARE
NOT ANSWERED ARE ASSUMED TO BE
CORRECT AS SHOWN ON THESE DRAWINGS.

STAMPS/ SUBMITTALS:

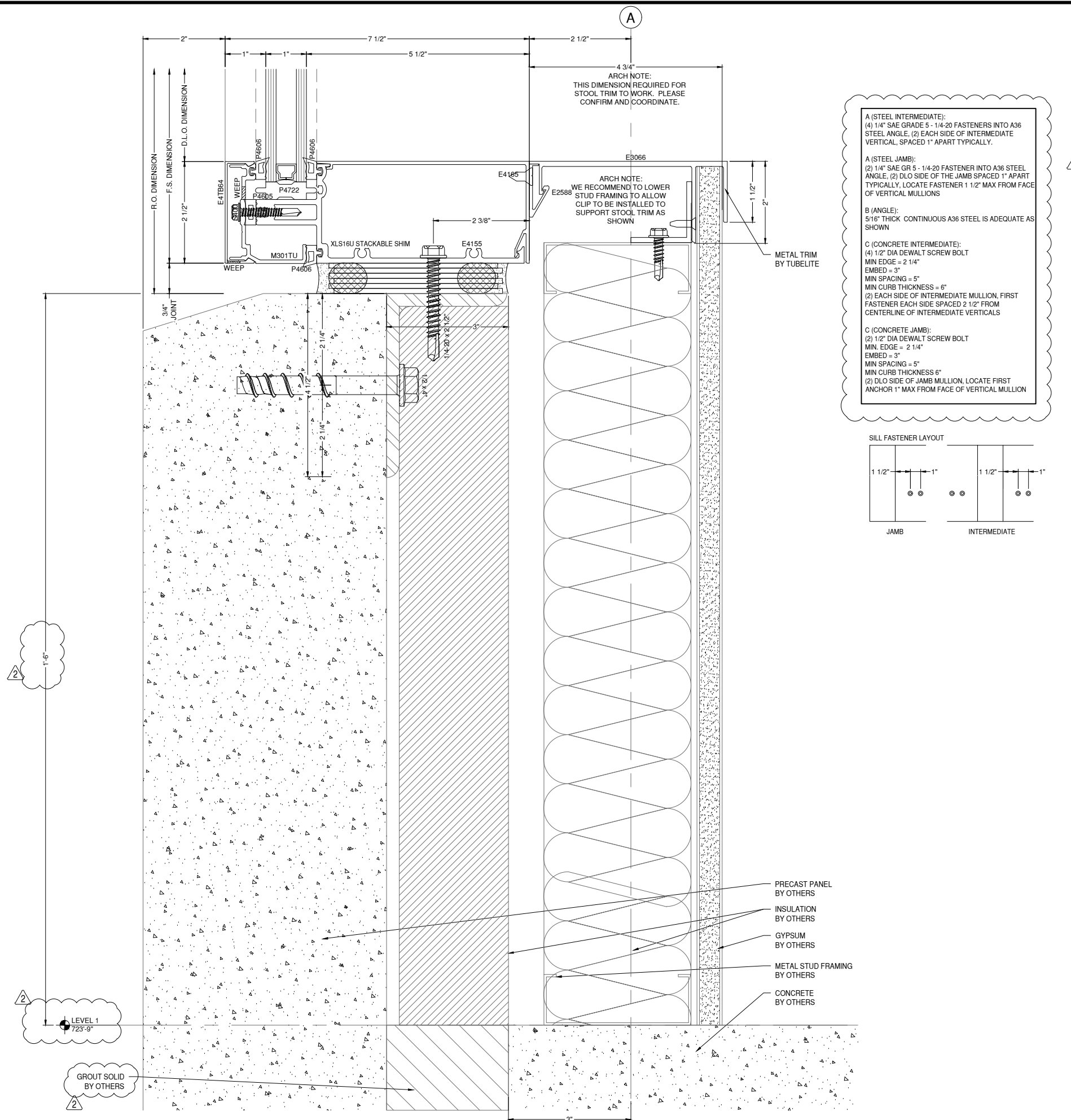
REVISION	DATE
0	10.25.19
1	01.24.20
2	04.07.20
3 - FIELD USE	05.01.20
4	07.22.20
5	10.12.20

PROJECT NUMBER:
19-329

PROJECT NAME:
PROJECT 125

SHEET DESCRIPTION:
DETAILS

SHEET:
D17



35 3
D17 A6-11A
SILL DETAIL
DRAWING SCALE
24x36: 3/4:1
11x17: 3/8:1
400SS

GLAZING CONTRACTOR

999 STREET, ST
CITY, STATE 99999
PH: 999.999.9999



www.MPDRAFTING.com
P: 248.522.7096
F: 248.522.7030

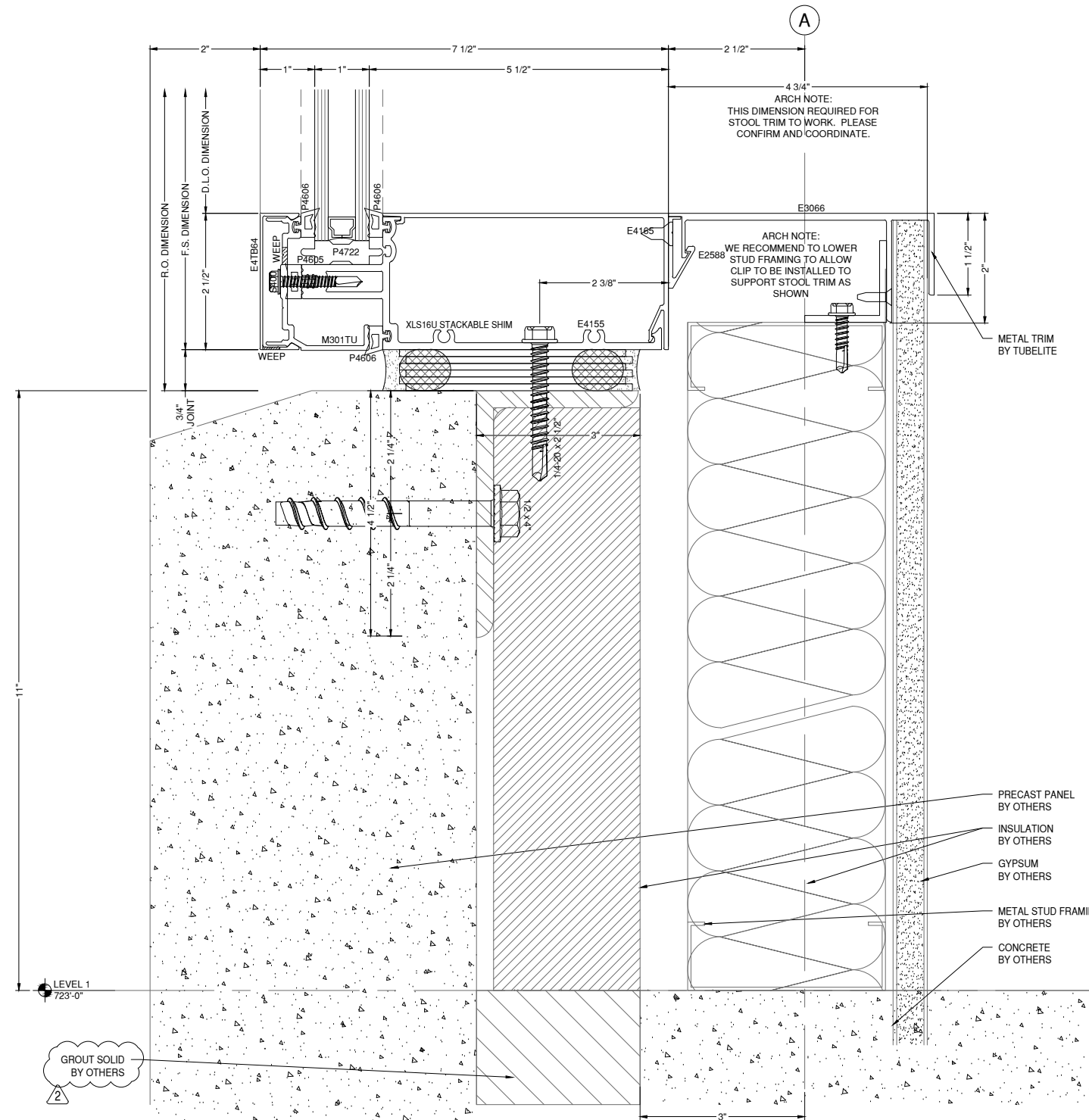
ARCHITECT:

RULE JOY TRAMMELL RUBIO
ARCHITECTURE/INTERIOR DESIGN

300 GALLERIA PARKWAY SUITE 740
ATLANTA, GA 30339
P: 770.661.1492
F: 770.661.1493

ARCHITECT NOTE:
ALL NOTES REQUESTING VERIFICATION,
CONFIRMATION, OR INFORMATION THAT ARE
NOT ANSWERED ARE ASSUMED TO BE
CORRECT AS SHOWN ON THESE DRAWINGS.

STAMPS/ SUBMITTALS:



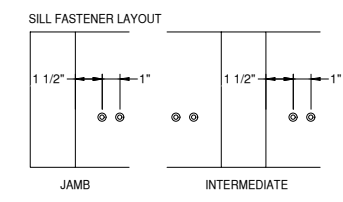
A (STEEL INTERMEDIATE):
(4) 1/4" SAE GRADE 5 - 1/4-20 FASTENERS INTO A36 STEEL ANGLE. (2) EACH SIDE OF INTERMEDIATE VERTICAL, SPACED 1" APART TYPICALLY.

A (STEEL JAMB):
(2) 1/4" SAE GR 5 - 1/4-20 FASTENER INTO A36 STEEL ANGLE. (2) DLO SIDE OF THE JAMB SPACED 1" APART TYPICALLY. LOCATE FASTENER 1 1/2" MAX FROM FACE OF VERTICAL MULLIONS

B (ANGLE):
5/16" THICK CONTINUOUS A36 STEEL IS ADEQUATE AS SHOWN

C (CONCRETE INTERMEDIATE):
(4) 1/2" DIA DEWALT SCREW BOLT
MIN EDGE = 2 1/4"
EMBED = 3"
MIN SPACING = 5"
MIN CURB THICKNESS = 6"
(2) EACH SIDE OF INTERMEDIATE MULLION, FIRST FASTENER EACH SIDE SPACED 2 1/2" FROM CENTERLINE OF INTERMEDIATE VERTICALS

C (CONCRETE JAMB):
(2) 1/2" DIA DEWALT SCREW BOLT
MIN. EDGE = 2 1/4"
EMBED = 3"
MIN SPACING = 5"
MIN CURB THICKNESS 6"
(2) DLO SIDE OF JAMB MULLION, LOCATE FIRST ANCHOR 1" MAX FROM FACE OF VERTICAL MULLION



36 SILL DETAIL
D18
DRAWING SCALE
24x36: 3/4:1
11x17: 3/8:1
400SS

GLAZING CONTRACTOR

999 STREET, ST
CITY, STATE 99999

PH: 999.999.9999

MP drafting & design

www.MPDRAFTING.com

P: 248.522.7096

F: 248.522.7030

ARCHITECT:

RULE JOY TRAMMELL RUBIO
ARCHITECTURE/INTERIOR DESIGN

300 GALLERIA PARKWAY SUITE 740
ATLANTA, GA 30339
P: 770.661.1492
F: 770.661.1493

ARCHITECT NOTE:
ALL NOTES REQUESTING VERIFICATION,
CONFIRMATION, OR INFORMATION THAT ARE
NOT ANSWERED ARE ASSUMED TO BE
CORRECT AS SHOWN ON THESE DRAWINGS.

STAMPS/ SUBMITTALS:

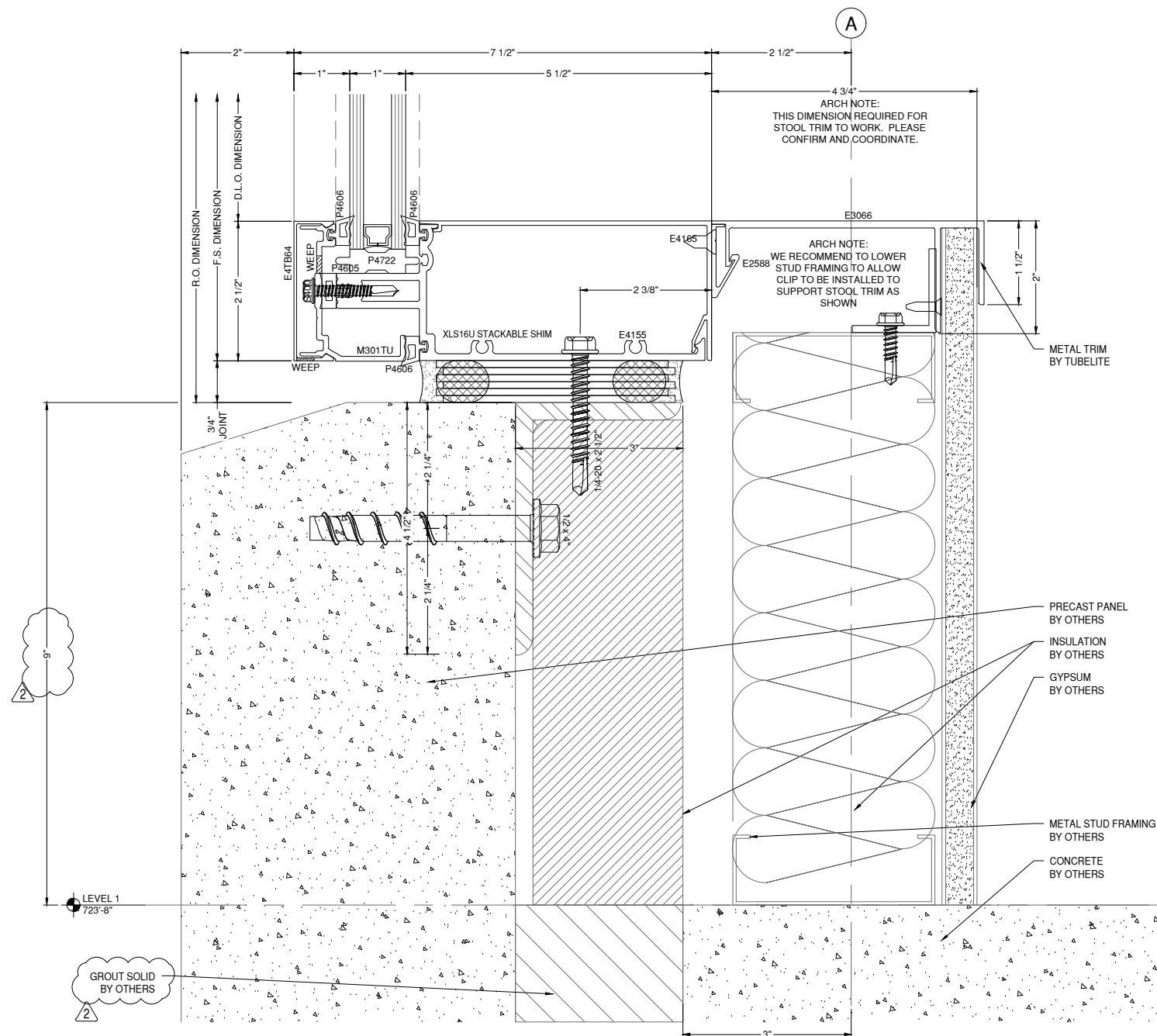
REVISION	DATE
0	10.25.19
1	01.24.20
2	04.07.20
3 - FIELD USE	05.01.20
4	07.22.20
5	10.12.20

PROJECT NUMBER:
19-329

PROJECT NAME:
PROJECT 125

SHEET DESCRIPTION:
DETAILS

SHEET:
D19



37 SILL DETAIL
DRAWING SCALE
24x36: 3/4:1
11x17: 3/8:1
400SS

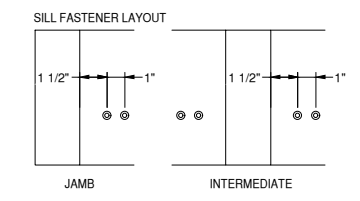
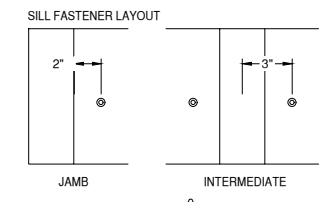
A (STEEL INTERMEDIATE):
(4) 1/4" SAE GRADE 5 - 1/4-20 FASTENERS INTO A36 STEEL ANGLE. (2) EACH SIDE OF INTERMEDIATE VERTICAL, SPACED 1" APART TYPICALLY.

A (STEEL JAMB):
(2) 1/4" SAE GR 5 - 1/4-20 FASTENER INTO A36 STEEL ANGLE. (2) DLO SIDE OF THE JAMB SPACED 1" APART TYPICALLY. LOCATE FASTENER 1 1/2" MAX FROM FACE OF VERTICAL MULLIONS

B (ANGLE):
5/16" THICK CONTINUOUS A36 STEEL IS ADEQUATE AS SHOWN

C (CONCRETE INTERMEDIATE):
(4) 1/2" DIA DEWALT SCREW BOLT
MIN EDGE = 2 1/4"
EMBED = 3"
MIN SPACING = 5"
MIN CURB THICKNESS = 6"
(2) EACH SIDE OF INTERMEDIATE MULLION, FIRST FASTENER EACH SIDE SPACED 2 1/2" FROM CENTERLINE OF INTERMEDIATE VERTICALS

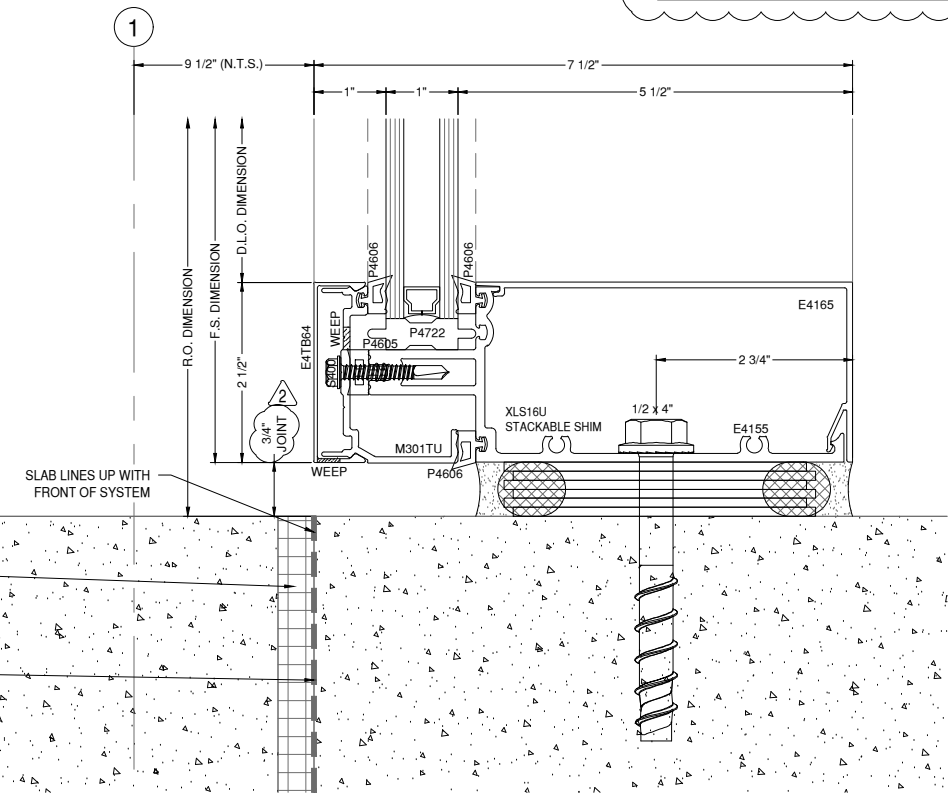
C (CONCRETE JAMB):
(2) 1/2" DIA DEWALT SCREW BOLT
MIN. EDGE = 2 1/4"
EMBED = 3"
MIN SPACING = 5"
MIN CURB THICKNESS 6"
(2) DLO SIDE OF JAMB MULLION, LOCATE FIRST ANCHOR 1" MAX FROM FACE OF VERTICAL MULLION



A (INTERMEDIATE):
(2) 1/2" DIA DEWALT SCREW BOLT
MIN INTERIOR EDGE DISTANCE = 2 1/2"
MIN EXTERIOR EDGE DISTANCE = 3"
EMBED = 2 1/2"
MIN SPACING = 6"
(1) EACH SIDE OF INTERMEDIATE MULLION, SPACED 3" FROM CENTERLINE OF VERTICAL MULLION

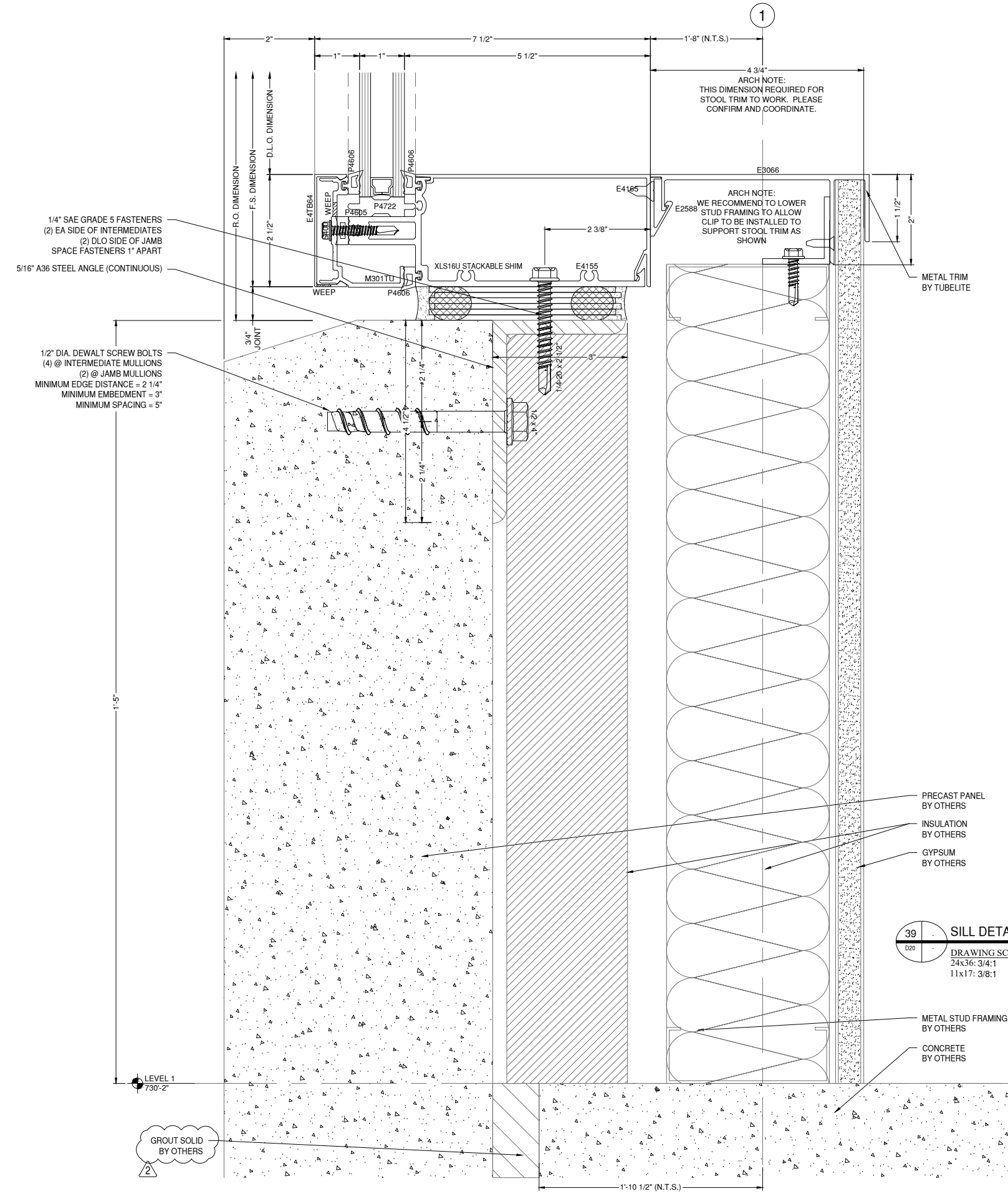
A (JAMB):
(1) 1/2" DIA DEWALT SCREW BOLT
MIN INTERIOR EDGE DISTANCE = 2 1/2"
MIN EXTERIOR EDGE DISTANCE = 3"
EMBED = 2 1/2"
(1) PER JAMB MULLION, LOCATE ANCHOR 2" MAX FROM FACE OF VERTICAL MULLION

B (DOOR JAMB):
(1) 1/2" DIA DEWALT SCREW BOLT
MIN EDGE = 4"
EMBED = 2 1/2"
(1) PER U-ANCHOR SPACED AS SHOWN



38 SILL DETAIL
DRAWING SCALE
24x36: 3/4:1
11x17: 3/8:1
400SS

EXPANSION JOINT WITH
PREMOLDED FILLER
BY OTHERS
CONCRETE
BY OTHERS
MEMBRANE
BY OTHERS



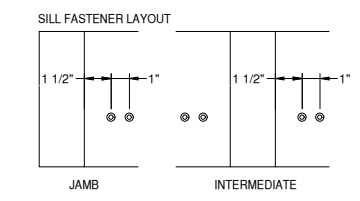
A (STEEL INTERMEDIATE):
(4) 1/4" SAE GRADE 5 - 1/4-20 FASTENERS INTO A36 STEEL ANGLE, (2) EACH SIDE OF INTERMEDIATE VERTICAL, SPACED 1" APART TYPICALLY.

A (STEEL JAMB):
(2) 1/4" SAE GR 5 - 1/4-20 FASTENER INTO A36 STEEL ANGLE, (2) DLO SIDE OF THE JAMB SPACED 1" APART TYPICALLY. LOCATE FASTENER 1 1/2" MAX FROM FACE OF VERTICAL MULLIONS

B (ANGLE):
5/16" THICK CONTINUOUS A36 STEEL IS ADEQUATE AS SHOWN

C (CONCRETE INTERMEDIATE):
(4) 1/2" DIA DEWALT SCREW BOLT
MIN EDGE = 2 1/4"
EMBED = 3"
MIN SPACING = 5"
MIN CURB THICKNESS = 6"
(2) EACH SIDE OF INTERMEDIATE MULLION, FIRST FASTENER EACH SIDE SPACED 2 1/2" FROM CENTERLINE OF INTERMEDIATE VERTICALS

C (CONCRETE JAMB):
(2) 1/2" DIA DEWALT SCREW BOLT
MIN. EDGE = 2 1/4"
EMBED = 3"
MIN SPACING = 5"
MIN CURB THICKNESS 6"
(2) DLO SIDE OF JAMB MULLION, LOCATE FIRST ANCHOR 1" MAX FROM FACE OF VERTICAL MULLION



39 SILL DETAIL 400SS

DRAWING SCALE
24x36: 3/4:1
11x17: 3/8:1

GLAZING CONTRACTOR

999 STREET, ST
CITY, STATE 99999

PH: 999.999.9999

MP drafting & design

www.MPDRAFTING.com

P: 248.522.7096
F: 248.522.7030

ARCHITECT:

RULE JOY TRAMMELL RUBIO
ARCHITECTURE/INTERIOR DESIGN

300 GALLERIA PARKWAY SUITE 740
ATLANTA, GA 30339
P: 770.661.1492
F: 770.661.1493

ARCHITECT NOTE:
ALL NOTES REQUESTING VERIFICATION, CONFIRMATION, OR INFORMATION THAT ARE NOT ANSWERED ARE ASSUMED TO BE CORRECT AS SHOWN ON THESE DRAWINGS.

STAMPS/ SUBMITTALS:

REVISION	DATE
0	10.25.19
1	01.24.20
2	04.07.20
3 - FIELD USE	05.01.20
4	07.22.20
5	10.12.20

PROJECT NUMBER:
19-329

PROJECT NAME:
PROJECT 125

SHEET DESCRIPTION:
DETAILS

SHEET:
D20

GLAZING CONTRACTOR

999 STREET, ST
CITY, STATE 99999
PH: 999.999.9999



www.MPDRAFTING.com
P: 248.522.7096
F: 248.522.7030

ARCHITECT:

RULE JOY TRAMMELL RUBIO
ARCHITECTURE/INTERIOR DESIGN
300 GALLERIA PARKWAY SUITE 740
ATLANTA, GA 30339
P: 770.661.1492
F: 770.661.1493

ARCHITECT NOTE:
ALL NOTES REQUESTING VERIFICATION,
CONFIRMATION, OR INFORMATION THAT ARE
NOT ANSWERED ARE ASSUMED TO BE
CORRECT AS SHOWN ON THESE DRAWINGS.

STAMPS/ SUBMITTALS:

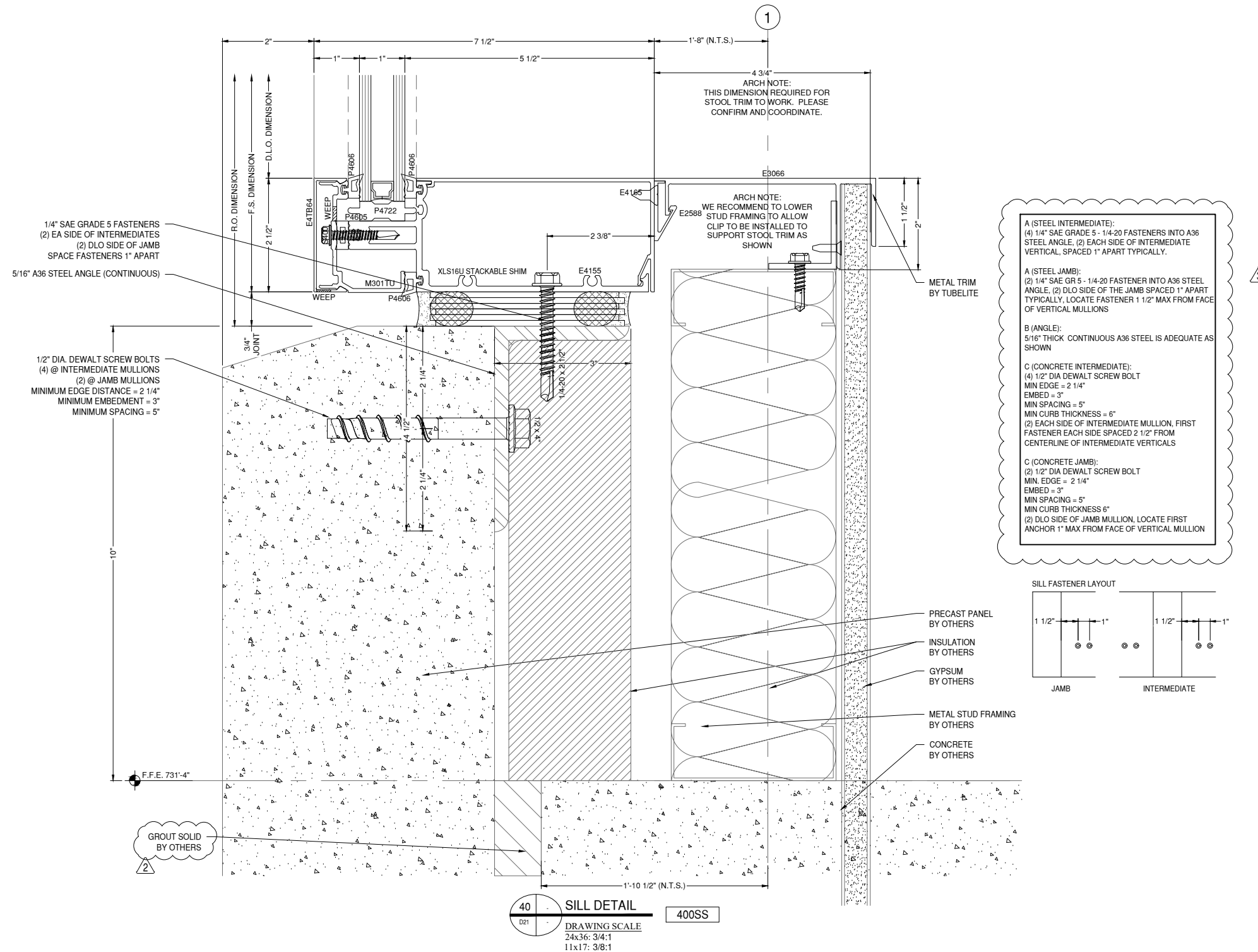
REVISION	DATE
0	10.25.19
1	01.24.20
2	04.07.20
3 - FIELD USE	05.01.20
4	07.22.20
5	10.12.20

PROJECT NUMBER:
19-329

PROJECT NAME:
PROJECT 125

SHEET DESCRIPTION:
DETAILS

SHEET:
D21



GLAZING CONTRACTOR

999 STREET, ST
CITY, STATE 99999
PH: 999.999.9999



www.MPDRAFTING.com

P: 248.522.7096
F: 248.522.7030

ARCHITECT:

RULE JOY TRAMMELL RUBIO
ARCHITECTURE/INTERIOR DESIGN

300 GALLERIA PARKWAY SUITE 740
ATLANTA, GA 30339
P: 770.661.1492
F: 770.661.1493

ARCHITECT NOTE:
ALL NOTES REQUESTING VERIFICATION,
CONFIRMATION, OR INFORMATION THAT ARE
NOT ANSWERED ARE ASSUMED TO BE
CORRECT AS SHOWN ON THESE DRAWINGS.

STAMPS/ SUBMITTALS:

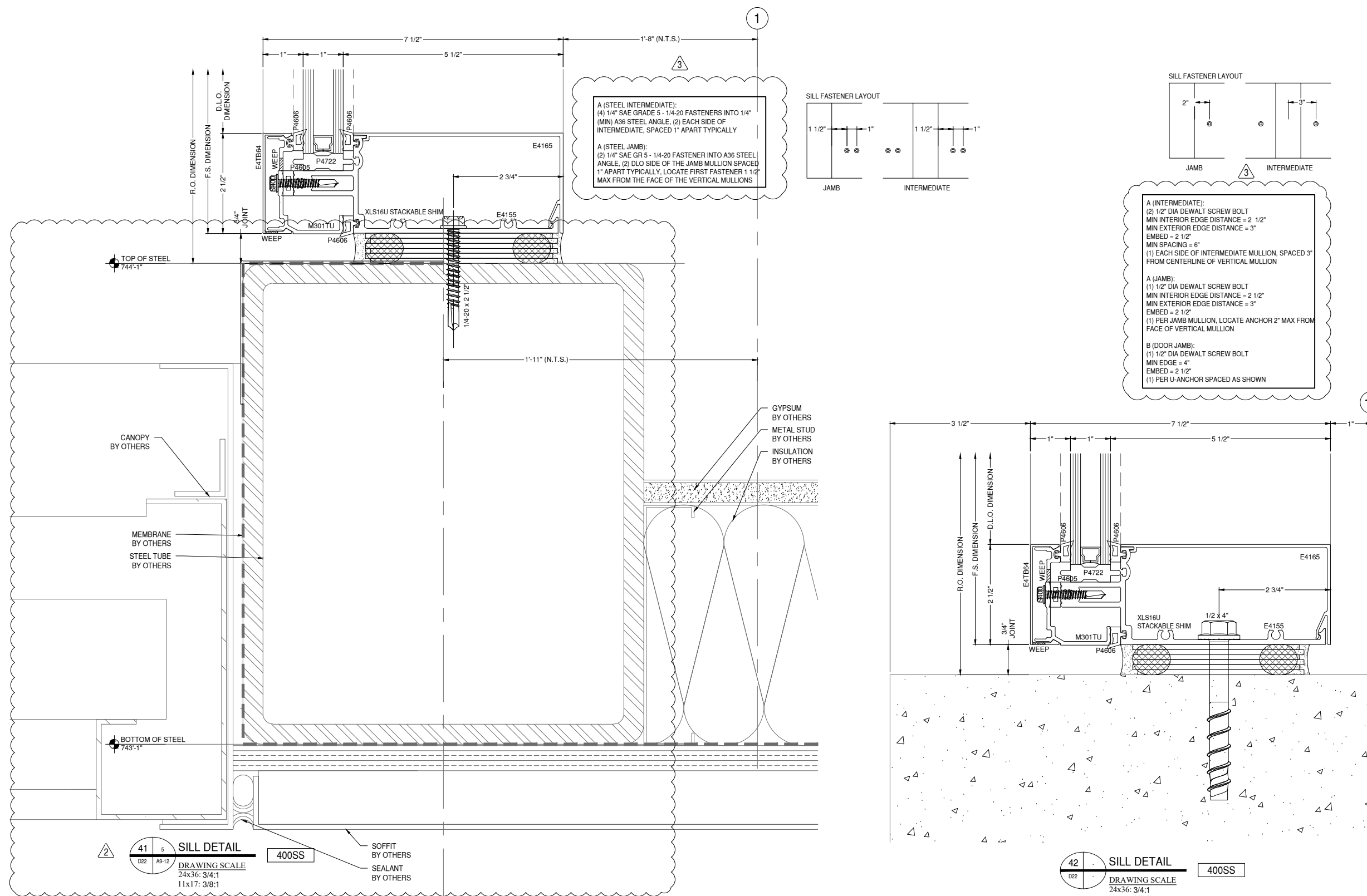
REVISION	DATE
0	10.25.19
1	01.24.20
2	04.07.20
3 - FIELD USE	05.01.20
4	07.22.20
5	10.12.20

PROJECT NUMBER:
19-329

PROJECT NAME:
PROJECT 125

SHEET DESCRIPTION:
DETAILS

SHEET:
D22



41 SILL DETAIL
DRAWING SCALE
24x36: 3/4:1
11x17: 3/8:1
400SS

42 SILL DETAIL
DRAWING SCALE
24x36: 3/4:1
11x17: 3/8:1
400SS

GLAZING CONTRACTOR

999 STREET, ST
CITY, STATE 99999
PH: 999.999.9999

MP drafting
& design

www.MPDRAFTING.com

P: 248.522.7096
F: 248.522.7030

ARCHITECT:

RULE JOY TRAMMELL RUBIO
ARCHITECTURE/INTERIOR DESIGN

300 GALLERIA PARKWAY SUITE 740
ATLANTA, GA 30339
P: 770.661.1492
F: 770.661.1493

ARCHITECT NOTE:
ALL NOTES REQUESTING VERIFICATION,
CONFIRMATION, OR INFORMATION THAT ARE
NOT ANSWERED ARE ASSUMED TO BE
CORRECT AS SHOWN ON THESE DRAWINGS.

STAMPS/ SUBMITTALS:

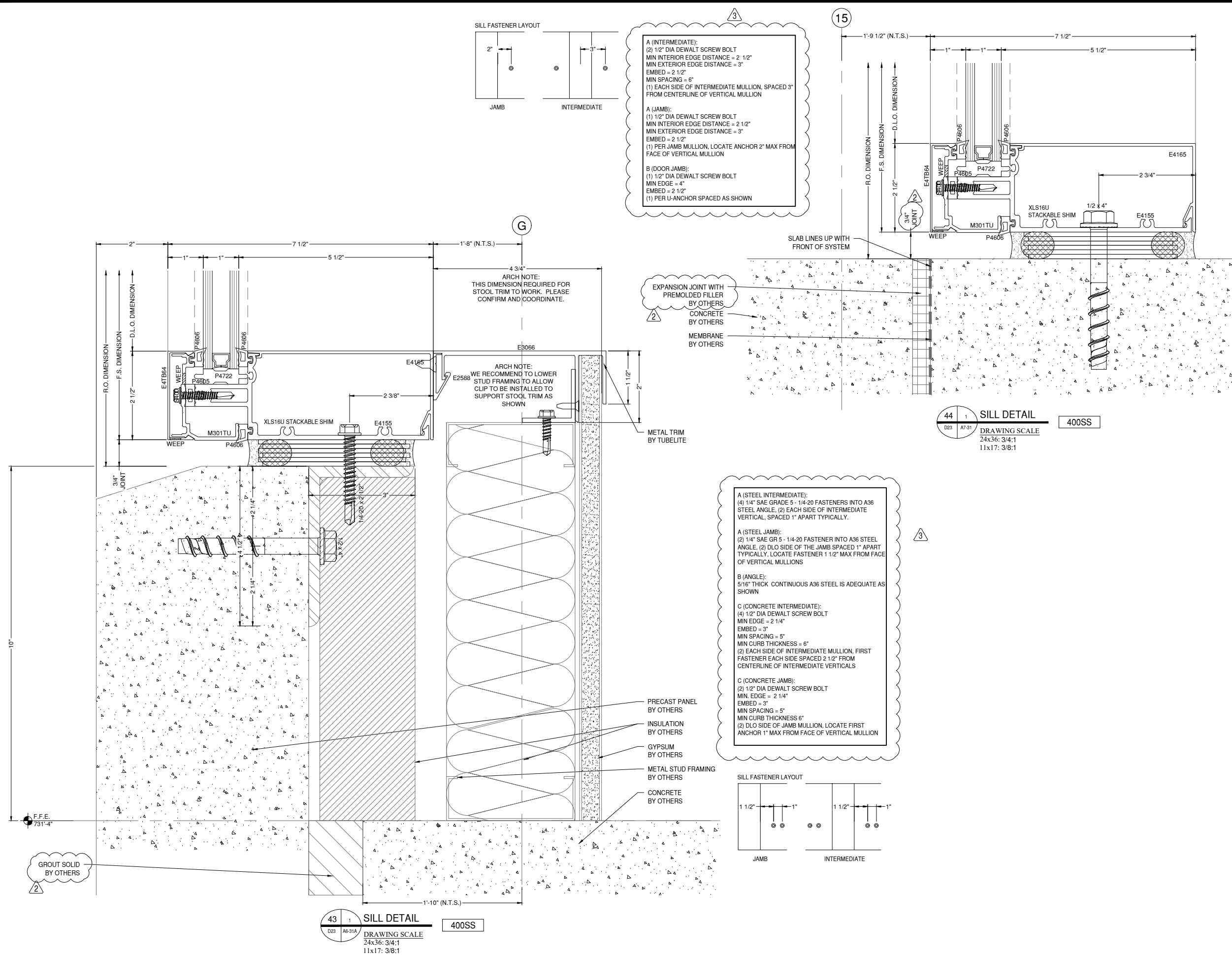
REVISION	DATE
0	10.25.19
1	01.24.20
2	04.07.20
3 - FIELD USE	05.01.20
4	07.22.20
5	10.12.20

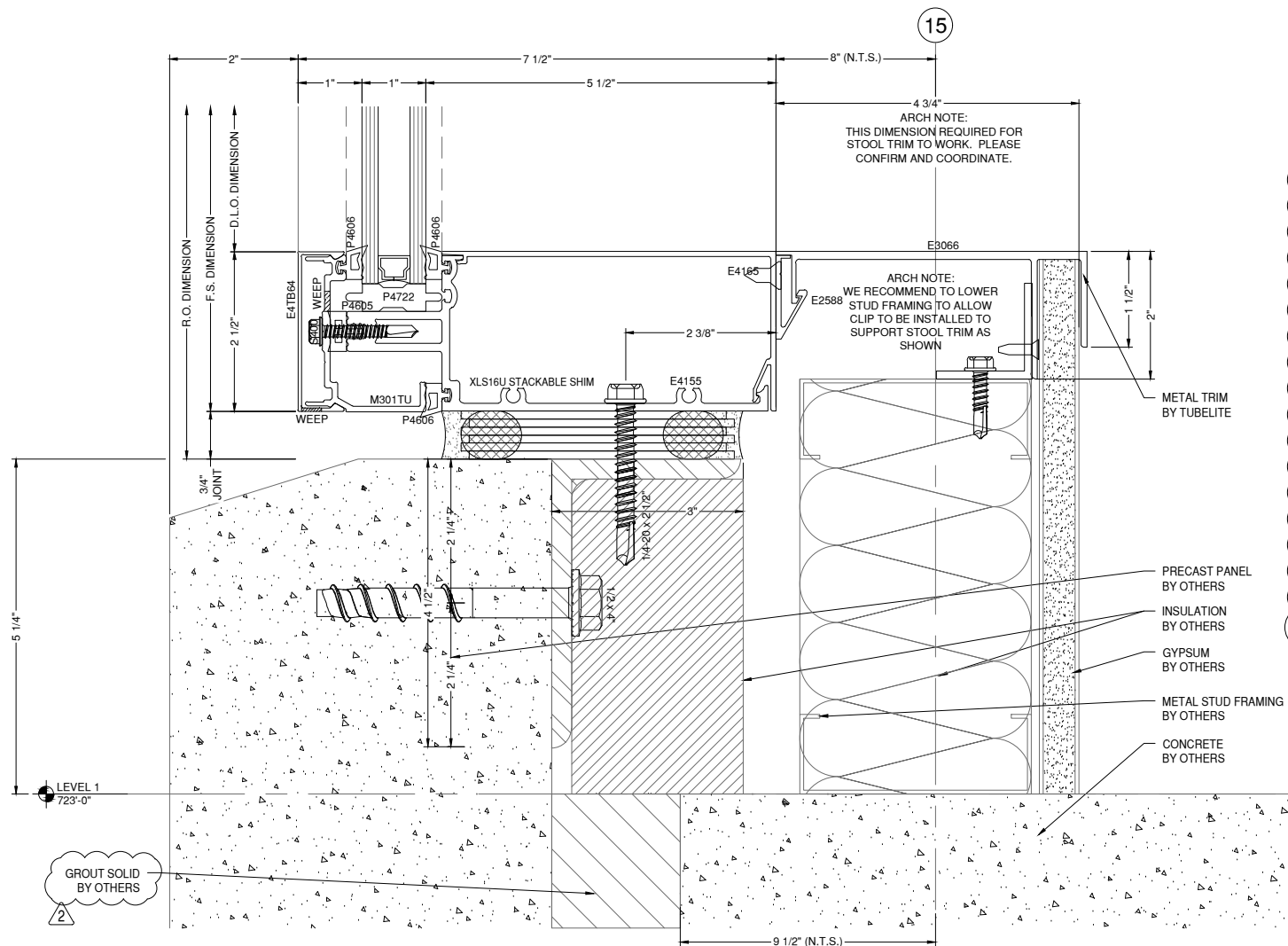
PROJECT NUMBER:
19-329

PROJECT NAME:
PROJECT 125

SHEET DESCRIPTION:
DETAILS

SHEET:
D23





45 SILL DETAIL
 D24 A6-41A
 DRAWING SCALE
 24x36: 3/4:1
 11x17: 3/8:1
 400SS

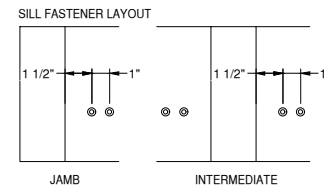
A (STEEL INTERMEDIATE):
 (1) 1/4" SAE GRADE 5 - 1/4-20 FASTENERS INTO A36 STEEL ANGLE. (2) EACH SIDE OF INTERMEDIATE VERTICAL, SPACED 1" APART TYPICALLY.

A (STEEL JAMB):
 (2) 1/4" SAE GR 5 - 1/4-20 FASTENER INTO A36 STEEL ANGLE. (2) DLO SIDE OF THE JAMB SPACED 1" APART TYPICALLY. LOCATE FASTENER 1 1/2" MAX FROM FACE OF VERTICAL MULLIONS

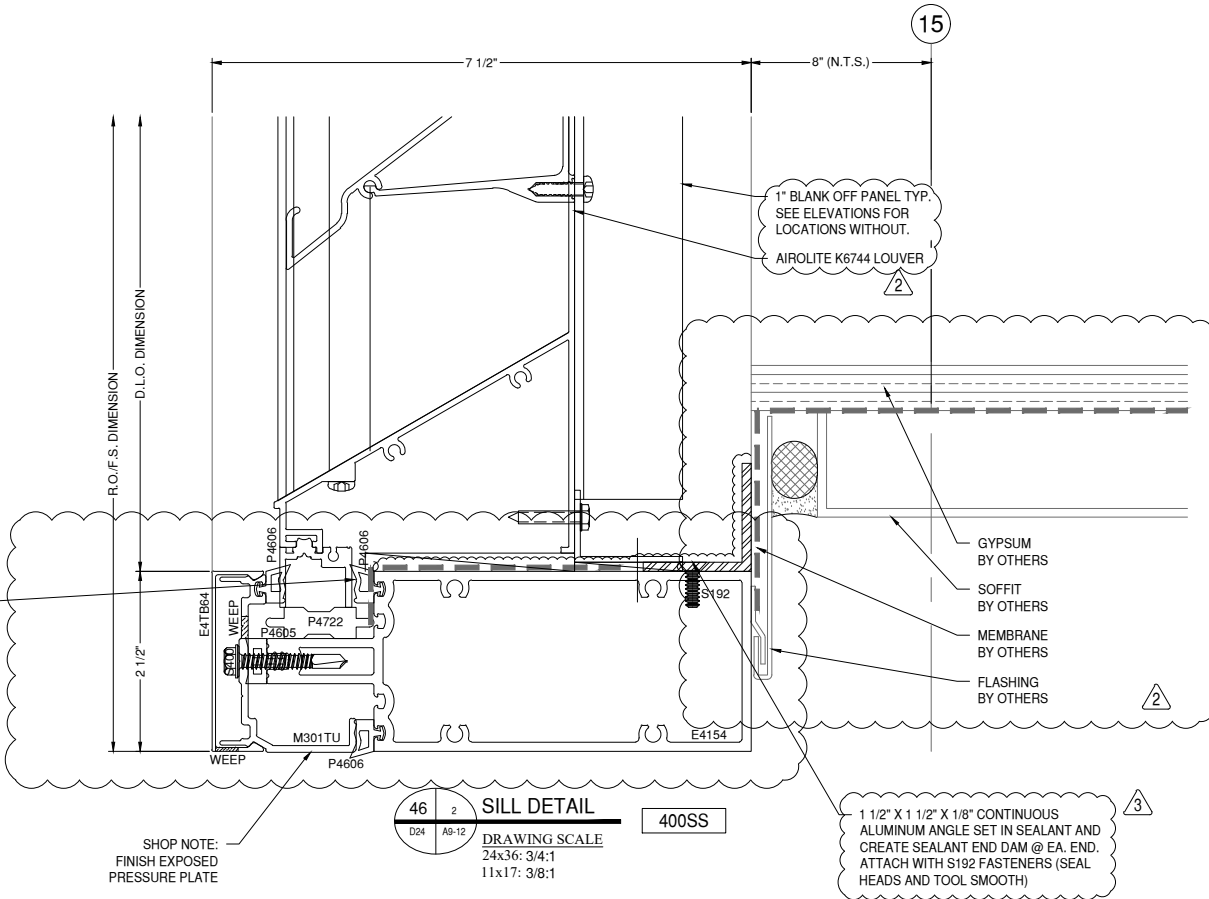
B (ANGLE):
 5/16" THICK CONTINUOUS A36 STEEL IS ADEQUATE AS SHOWN

C (CONCRETE INTERMEDIATE):
 (4) 1/2" DIA DEWALT SCREW BOLT
 MIN EDGE = 2 1/4"
 EMBED = 3"
 MIN SPACING = 5"
 MIN CURB THICKNESS = 6"
 (2) EACH SIDE OF INTERMEDIATE MULLION, FIRST FASTENER EACH SIDE SPACED 2 1/2" FROM CENTERLINE OF INTERMEDIATE VERTICALS

C (CONCRETE JAMB):
 (2) 1/2" DIA DEWALT SCREW BOLT
 MIN. EDGE = 2 1/4"
 EMBED = 3"
 MIN SPACING = 5"
 MIN CURB THICKNESS 6"
 (2) DLO SIDE OF JAMB MULLION, LOCATE FIRST ANCHOR 1" MAX FROM FACE OF VERTICAL MULLION



LEAVE (3) 1" LONG SLOTS IN GASKET FOR WEEPS



46 SILL DETAIL
 D24 A9-12
 DRAWING SCALE
 24x36: 3/4:1
 11x17: 3/8:1
 400SS

SHOP NOTE:
 FINISH EXPOSED PRESSURE PLATE

1 1/2" X 1 1/2" X 1/8" CONTINUOUS ALUMINUM ANGLE SET IN SEALANT AND CREATE SEALANT END DAM @ EA. END. ATTACH WITH S192 FASTENERS (SEAL HEADS AND TOOL SMOOTH)

GLAZING CONTRACTOR

999 STREET, ST
 CITY, STATE 99999
 PH: 999.999.9999



www.MPDRAFTING.com
 P: 248.522.7096
 F: 248.522.7030

ARCHITECT:
 RULE JOY TRAMMELL RUBIO
 ARCHITECTURE/INTERIOR DESIGN
 300 GALLERIA PARKWAY SUITE 740
 ATLANTA, GA 30339
 P: 770.661.1492
 F: 770.661.1493
 ARCHITECT NOTE:
 ALL NOTES REQUESTING VERIFICATION, CONFIRMATION, OR INFORMATION THAT ARE NOT ANSWERED ARE ASSUMED TO BE CORRECT AS SHOWN ON THESE DRAWINGS.

STAMPS/ SUBMITTALS:

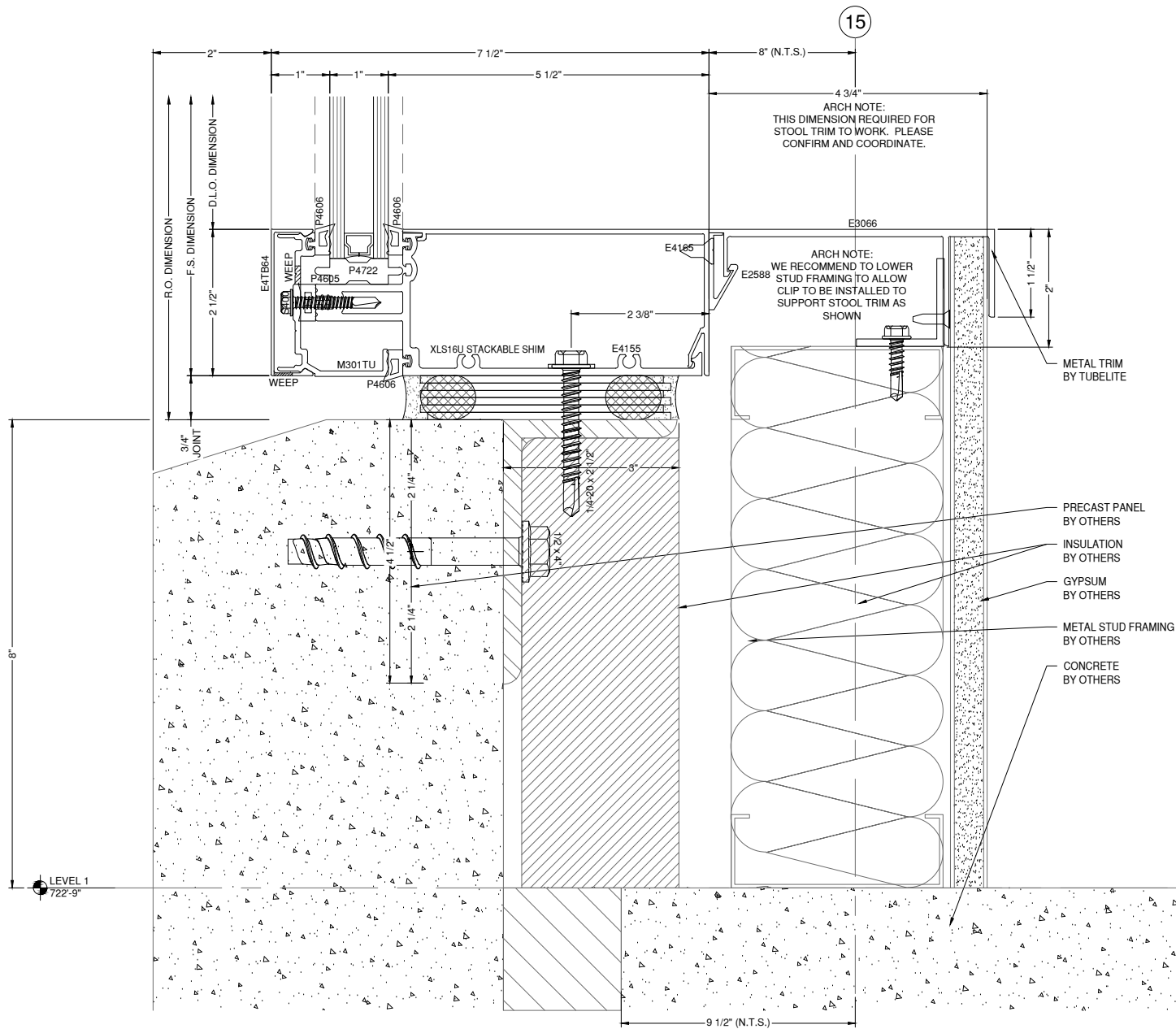
REVISION	DATE
0	10.25.19
1	01.24.20
2	04.07.20
3 - FIELD USE	05.01.20
4	07.22.20
5	10.12.20

PROJECT NUMBER:
19-329

PROJECT NAME:
PROJECT 125

SHEET DESCRIPTION:
DETAILS

SHEET:
D24



47 2 SILL DETAIL 400SS
 D25 A7-35 DRAWING SCALE
 24x36: 3/4:1
 11x17: 3/8:1

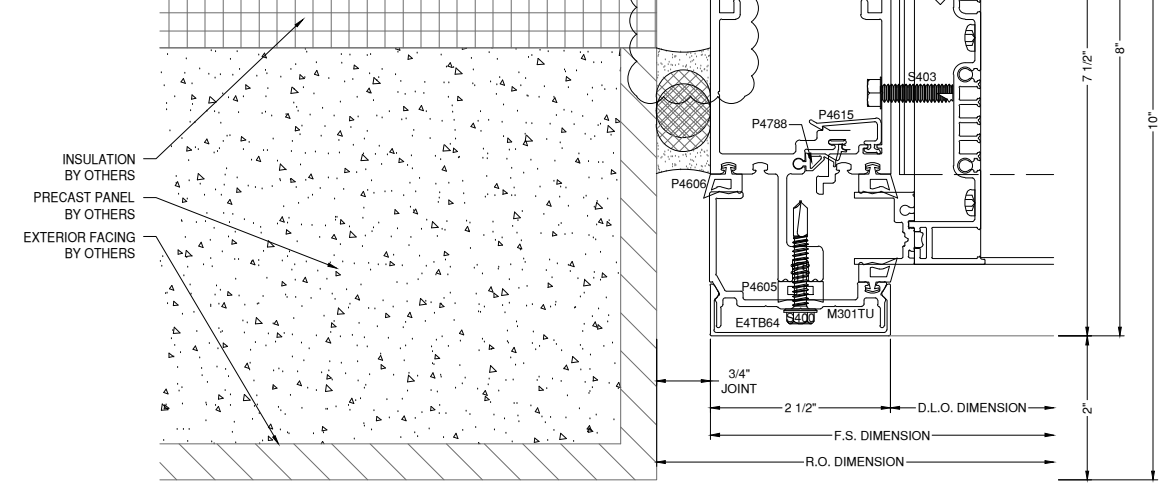
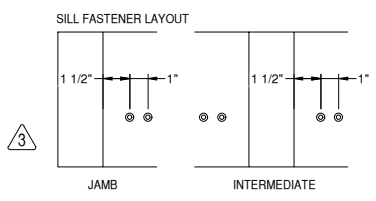
A (STEEL INTERMEDIATE):
 (1) 1/4" SAE GRADE 5 - 1/4-20 FASTENERS INTO A36 STEEL ANGLE. (2) EACH SIDE OF INTERMEDIATE VERTICAL, SPACED 1" APART TYPICALLY.

A (STEEL JAMB):
 (2) 1/4" SAE GR 5 - 1/4-20 FASTENER INTO A36 STEEL ANGLE. (2) DLO SIDE OF THE JAMB SPACED 1" APART TYPICALLY. LOCATE FASTENER 1 1/2" MAX FROM FACE OF VERTICAL MULLIONS

B (ANGLE):
 5/16" THICK CONTINUOUS A36 STEEL IS ADEQUATE AS SHOWN

C (CONCRETE INTERMEDIATE):
 (4) 1/2" DIA DEWALT SCREW BOLT
 MIN EDGE = 2 1/4"
 EMBED = 3"
 MIN SPACING = 5"
 MIN CURB THICKNESS = 6"
 (2) EACH SIDE OF INTERMEDIATE MULLION. FIRST FASTENER EACH SIDE SPACED 2 1/2" FROM CENTERLINE OF INTERMEDIATE VERTICALS

C (CONCRETE JAMB):
 (2) 1/2" DIA DEWALT SCREW BOLT
 MIN. EDGE = 2 1/4"
 EMBED = 3"
 MIN SPACING = 5"
 MIN CURB THICKNESS 6"
 (2) DLO SIDE OF JAMB MULLION. LOCATE FIRST ANCHOR 1" MAX FROM FACE OF VERTICAL MULLION



48 6 JAMB DETAIL 400SS
 D25 A7-10 DRAWING SCALE
 24x36: 3/4:1
 11x17: 3/8:1

GLAZING CONTRACTOR

999 STREET, ST
 CITY, STATE 99999
 PH: 999.999.9999

MP drafting & design
 www.MPDRAFTING.com
 P: 248.522.7096
 F: 248.522.7030

ARCHITECT:
 RULE JOY TRAMMELL RUBIO
 ARCHITECTURE/INTERIOR DESIGN
 300 GALLERIA PARKWAY SUITE 740
 ATLANTA, GA 30339
 P: 770.661.1492
 F: 770.661.1493
 ARCHITECT NOTE:
 ALL NOTES REQUESTING VERIFICATION, CONFIRMATION, OR INFORMATION THAT ARE NOT ANSWERED ARE ASSUMED TO BE CORRECT AS SHOWN ON THESE DRAWINGS.

STAMPS/ SUBMITTALS:

REVISION	DATE
0	10.25.19
1	01.24.20
2	04.07.20
3 - FIELD USE	05.01.20
4	07.22.20
5	10.12.20

PROJECT NUMBER:
19-329

PROJECT NAME:
PROJECT 125

SHEET DESCRIPTION:
DETAILS

SHEET:
D25

GLAZING CONTRACTOR

999 STREET, ST
CITY, STATE 99999
PH: 999.999.9999



www.MPDRAFTING.com
P: 248.522.7096
F: 248.522.7030

ARCHITECT:

RULE JOY TRAMMELL RUBIO
ARCHITECTURE/INTERIOR DESIGN

300 GALLERIA PARKWAY SUITE 740
ATLANTA, GA 30339
P: 770.661.1492
F: 770.661.1493

ARCHITECT NOTE:
ALL NOTES REQUESTING VERIFICATION,
CONFIRMATION, OR INFORMATION THAT ARE
NOT ANSWERED ARE ASSUMED TO BE
CORRECT AS SHOWN ON THESE DRAWINGS.

STAMPS/ SUBMITTALS:

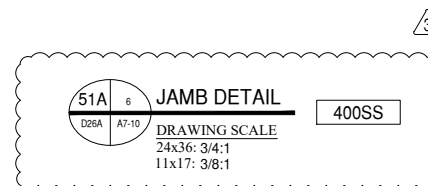
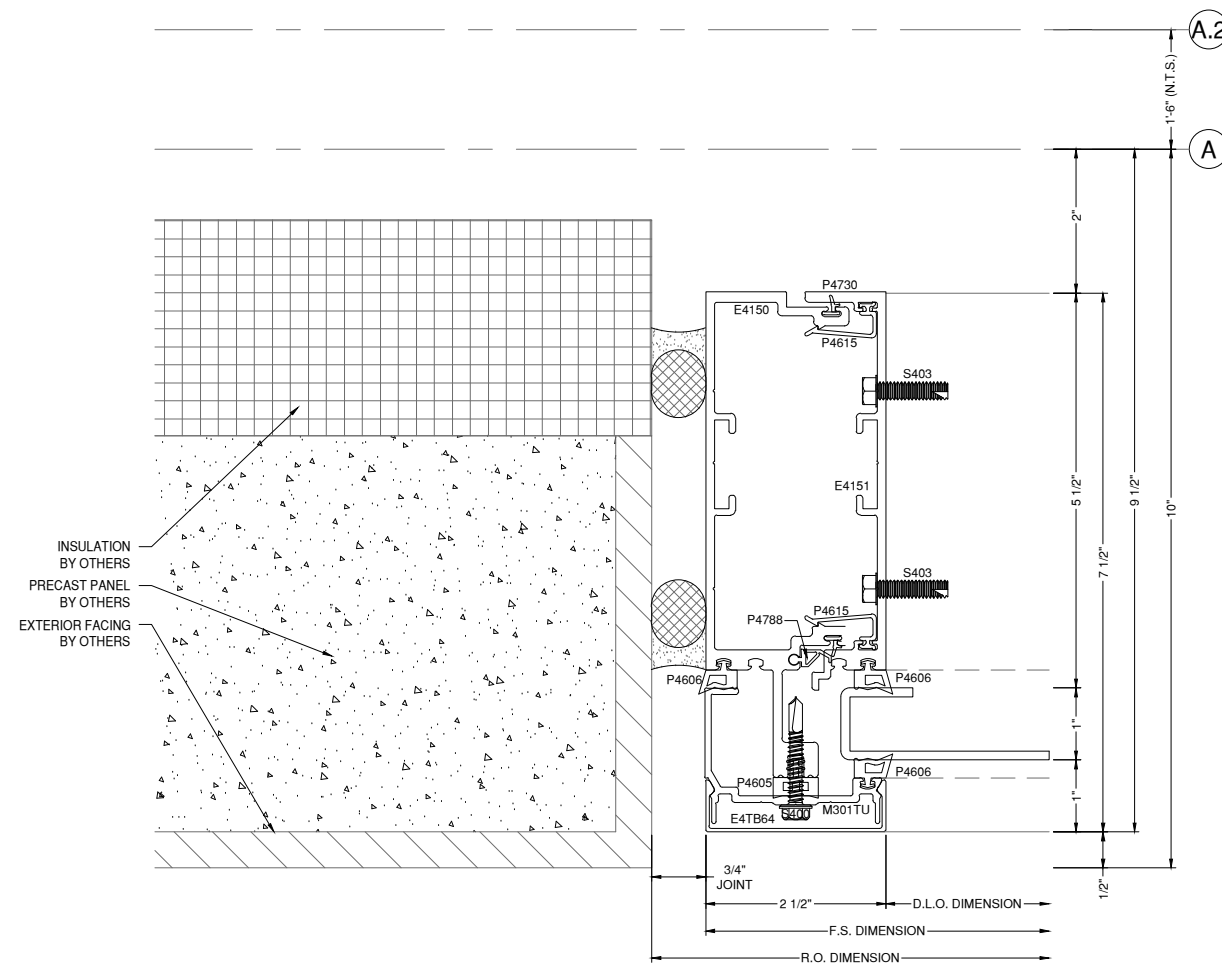
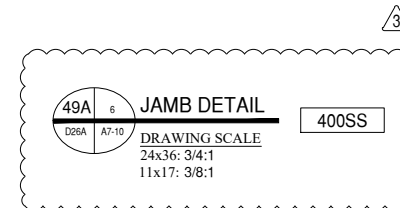
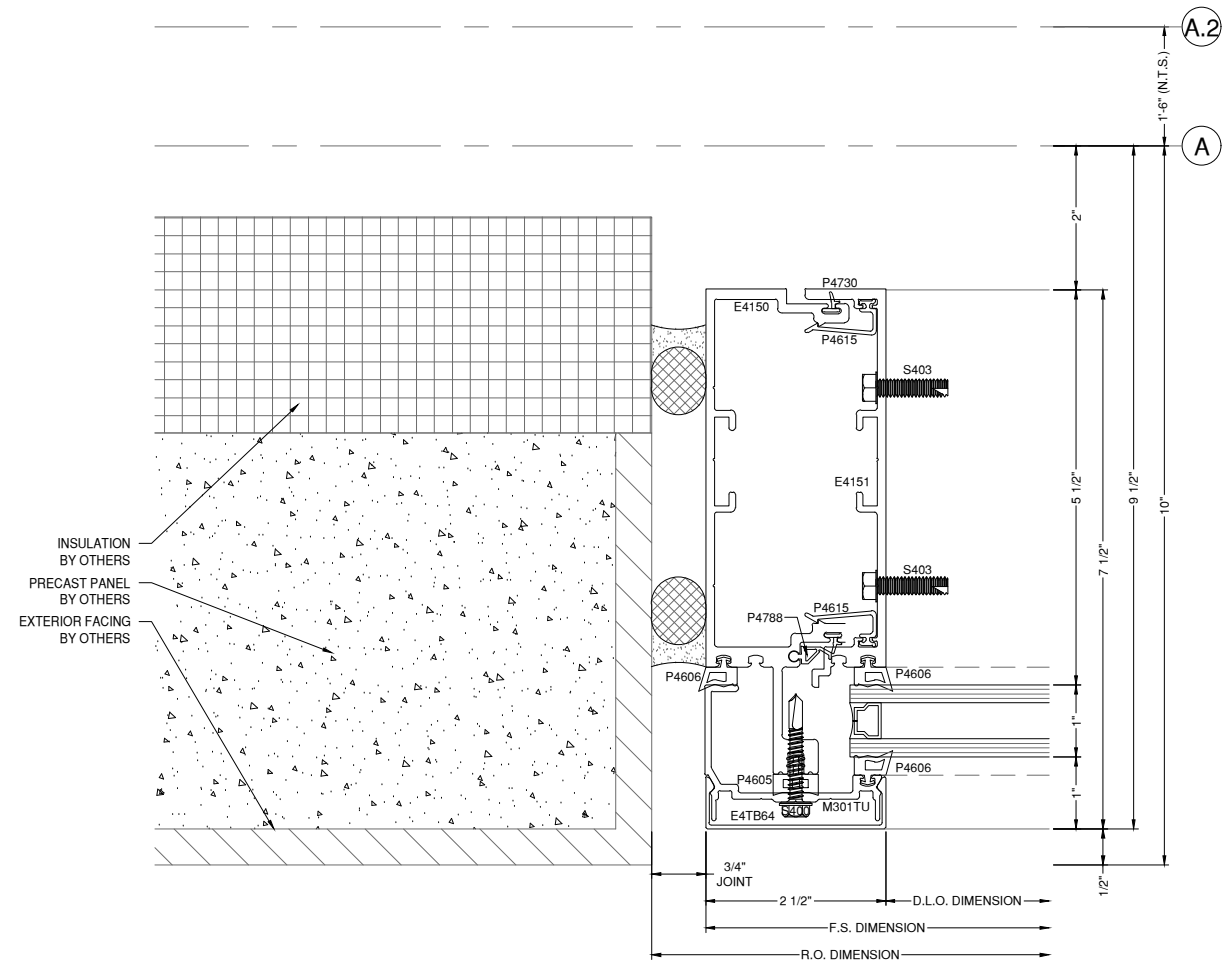
REVISION	DATE
0	10.25.19
1	01.24.20
2	04.07.20
3 - FIELD USE	05.01.20
4	07.22.20
5	10.12.20

PROJECT NUMBER:
19-329

PROJECT NAME:
PROJECT 125

SHEET DESCRIPTION:
DETAILS

SHEET:
D26A



- ANTI-BUCKLING CLIP NOTES:
- REQUIRED 24" O.C. FRONT & BACK
 - START 2" FROM END OF MULLIONS
 - NOT REQUIRED AT DUAL STEEL BAR LOCATIONS

GLAZING CONTRACTOR

999 STREET, ST
CITY, STATE 99999
PH: 999.999.9999



www.MPDRAFTING.com
P: 248.522.7096
F: 248.522.7030

ARCHITECT:

RULE JOY TRAMMELL RUBIO
ARCHITECTURE/INTERIOR DESIGN

300 GALLERIA PARKWAY SUITE 740
ATLANTA, GA 30339
P: 770.661.1492
F: 770.661.1493

ARCHITECT NOTE:
ALL NOTES REQUESTING VERIFICATION,
CONFIRMATION, OR INFORMATION THAT ARE
NOT ANSWERED ARE ASSUMED TO BE
CORRECT AS SHOWN ON THESE DRAWINGS.

STAMPS/ SUBMITTALS:

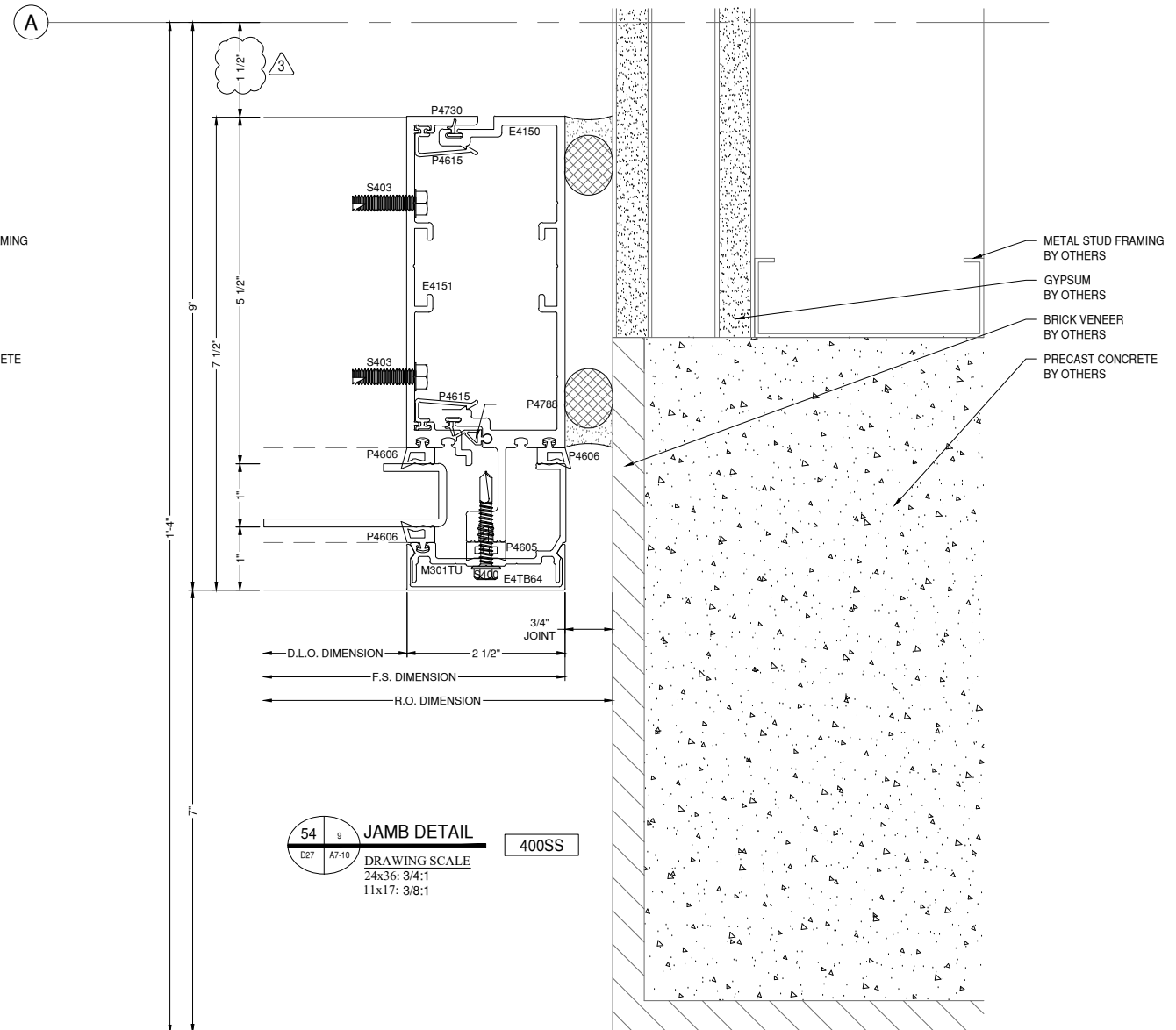
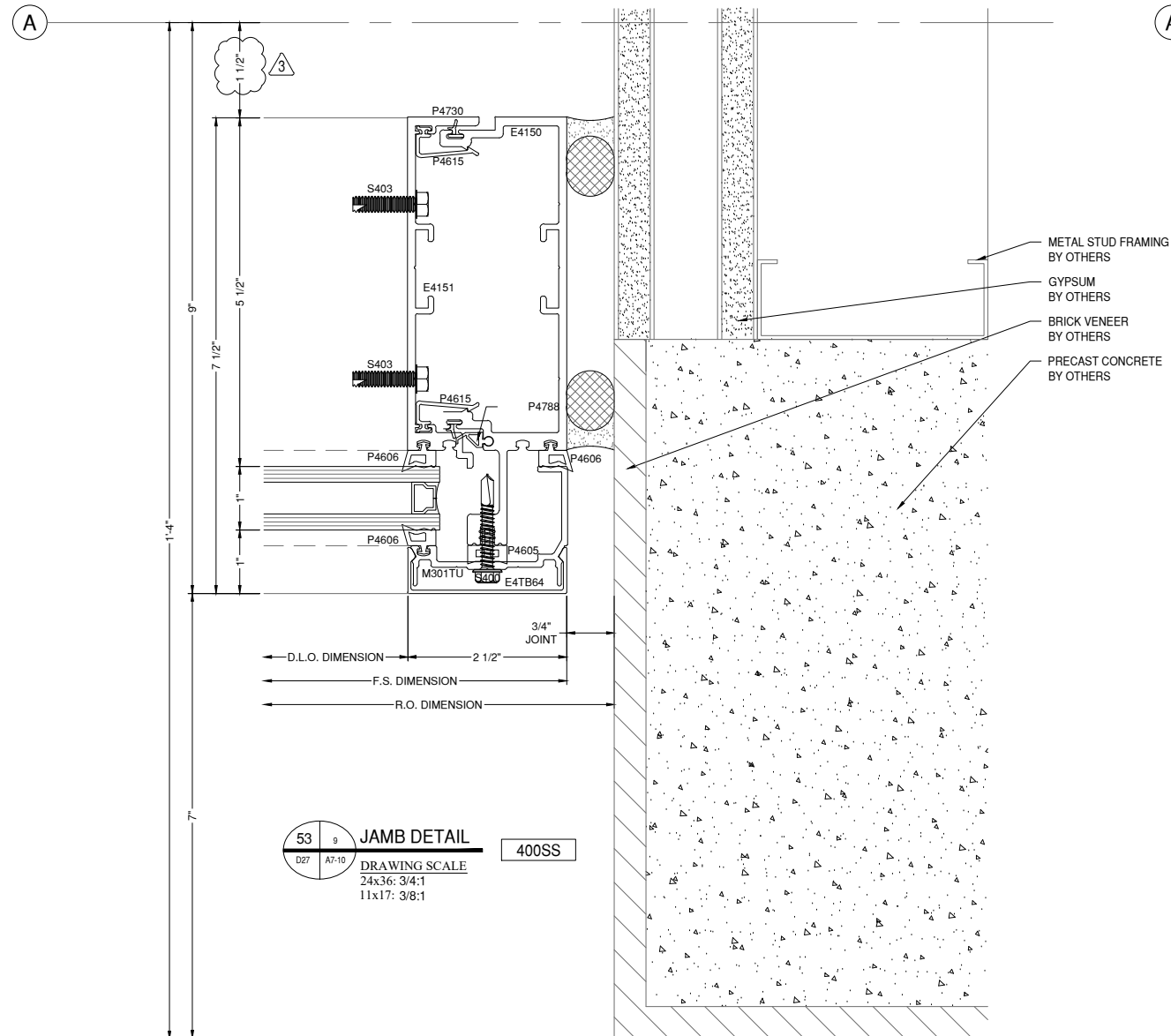
REVISION	DATE
0	10.25.19
1	01.24.20
2	04.07.20
3 - FIELD USE	05.01.20
4	07.22.20
5	10.12.20

PROJECT NUMBER:
19-329

PROJECT NAME:
PROJECT 125

SHEET DESCRIPTION:
DETAILS

SHEET:
D27



GLAZING CONTRACTOR

999 STREET, ST
CITY, STATE 99999
PH: 999.999.9999



www.MPDRAFTING.com

P: 248.522.7096
F: 248.522.7030

ARCHITECT:

RULE JOY TRAMMELL RUBIO
ARCHITECTURE/INTERIOR DESIGN

300 GALLERIA PARKWAY SUITE 740
ATLANTA, GA 30339
P: 770.661.1492
F: 770.661.1493

ARCHITECT NOTE:
ALL NOTES REQUESTING VERIFICATION,
CONFIRMATION, OR INFORMATION THAT ARE
NOT ANSWERED ARE ASSUMED TO BE
CORRECT AS SHOWN ON THESE DRAWINGS.

STAMPS/ SUBMITTALS:

REVISION	DATE
0	10.25.19
1	01.24.20
2	04.07.20
3 - FIELD USE	05.01.20
4	07.22.20
5	10.12.20

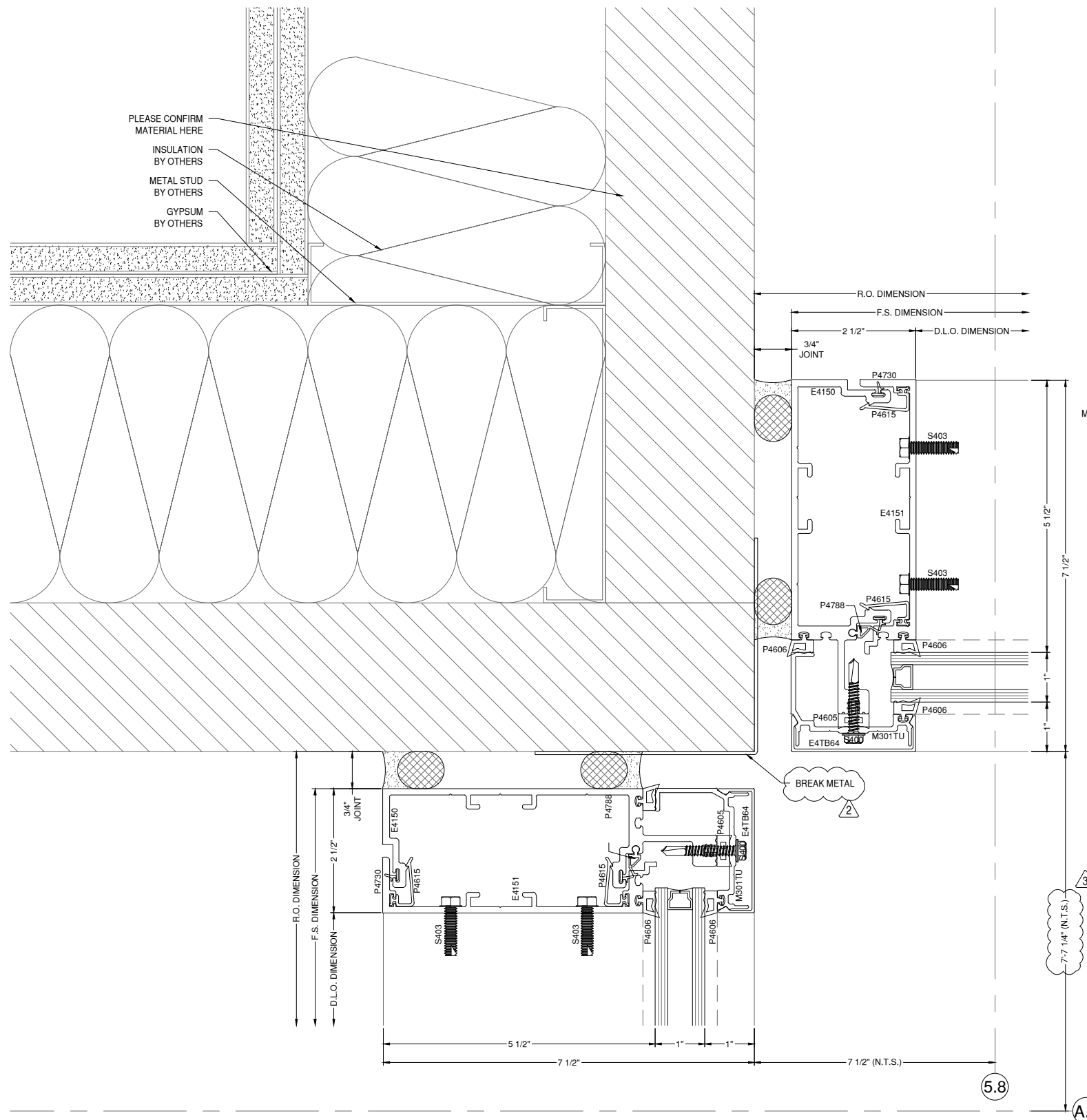
PROJECT NUMBER:
19-329

PROJECT NAME:
PROJECT 125

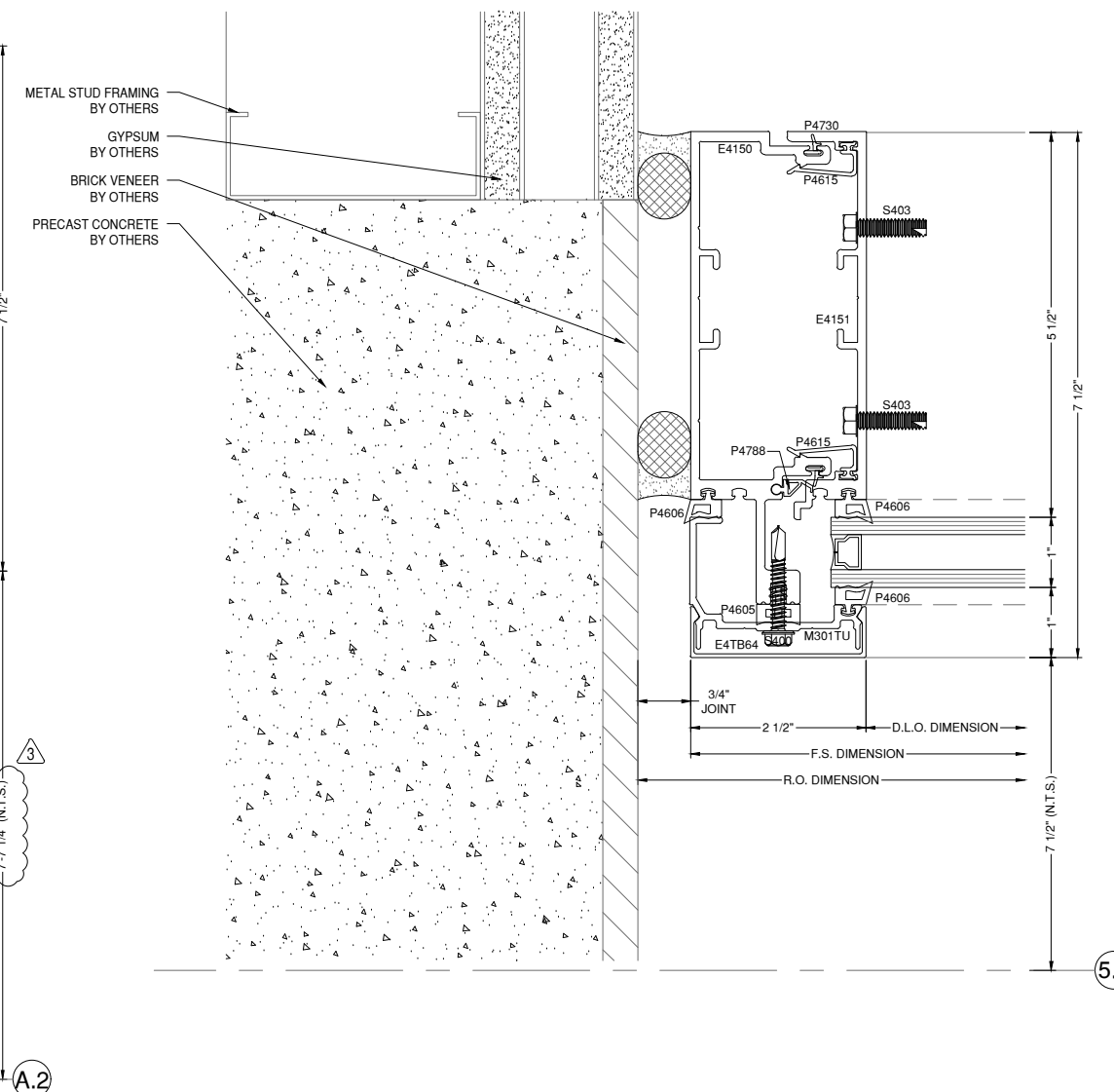
SHEET DESCRIPTION:
DETAILS

SHEET:
D28

ANTI-BUCKLING CLIP NOTES:
- REQUIRED 24" O.C. FRONT & BACK
- START 2" FROM END OF MULLIONS
- NOT REQUIRED AT DUAL STEEL BAR LOCATIONS



55 1 **JAMB DETAIL** 400SS
DRAWING SCALE
24x36: 3/4:1
11x17: 3/8:1



56 9 **JAMB DETAIL** 400SS
DRAWING SCALE
24x36: 3/4:1
11x17: 3/8:1

ANTI-BUCKLING CLIP NOTES:
 - REQUIRED 24" O.C. FRONT & BACK
 - START 2" FROM END OF MULLIONS
 - NOT REQUIRED AT DUAL STEEL BAR LOCATIONS

GLAZING CONTRACTOR

999 STREET, ST
 CITY, STATE 99999
 PH: 999.999.9999



www.MPDRAFTING.com
 P: 248.522.7096
 F: 248.522.7030

ARCHITECT:

RULE JOY TRAMMELL RUBIO
 ARCHITECTURE/INTERIOR DESIGN
 300 GALLERIA PARKWAY SUITE 740
 ATLANTA, GA 30339
 P: 770.661.1492
 F: 770.661.1493

ARCHITECT NOTE:
 ALL NOTES REQUESTING VERIFICATION,
 CONFIRMATION, OR INFORMATION THAT ARE
 NOT ANSWERED ARE ASSUMED TO BE
 CORRECT AS SHOWN ON THESE DRAWINGS.

STAMPS/ SUBMITTALS:

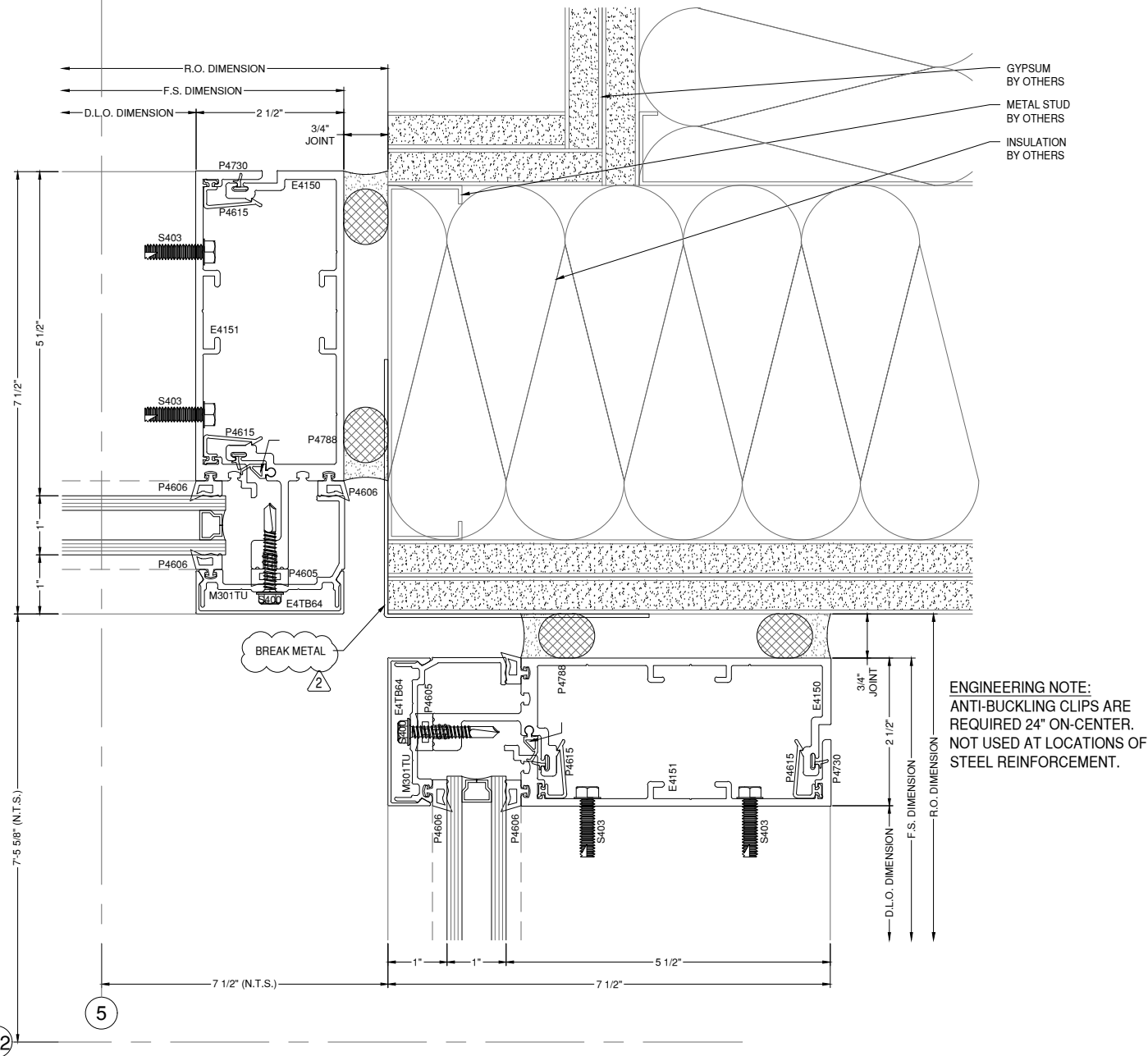
REVISION	DATE
0	10.25.19
1	01.24.20
2	04.07.20
3 - FIELD USE	05.01.20
4	07.22.20
5	10.12.20

PROJECT NUMBER:
19-329

PROJECT NAME:
PROJECT 125

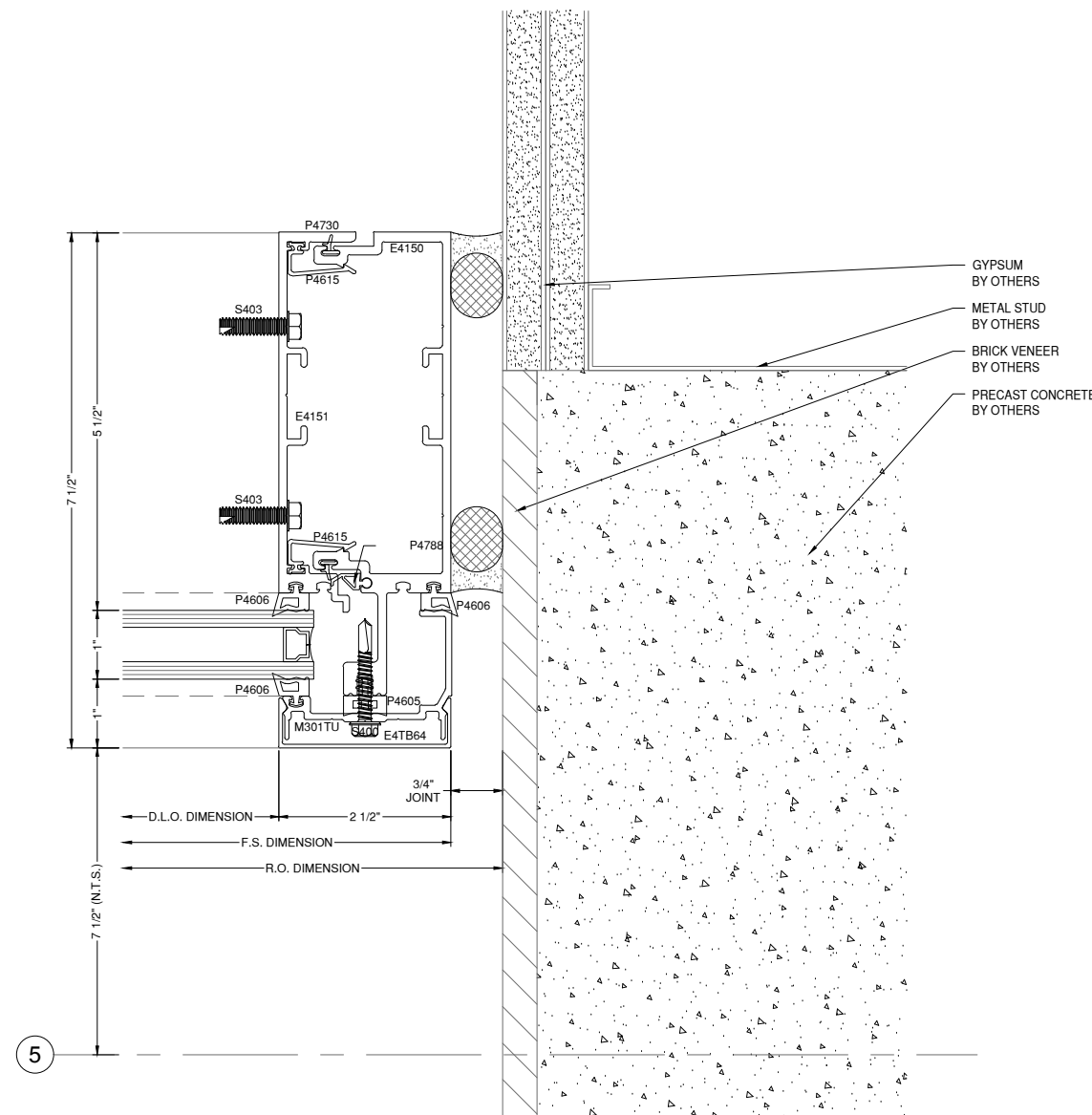
SHEET DESCRIPTION:
DETAILS

SHEET:
D29



ENGINEERING NOTE:
 ANTI-BUCKLING CLIPS ARE
 REQUIRED 24" ON-CENTER.
 NOT USED AT LOCATIONS OF
 STEEL REINFORCEMENT.

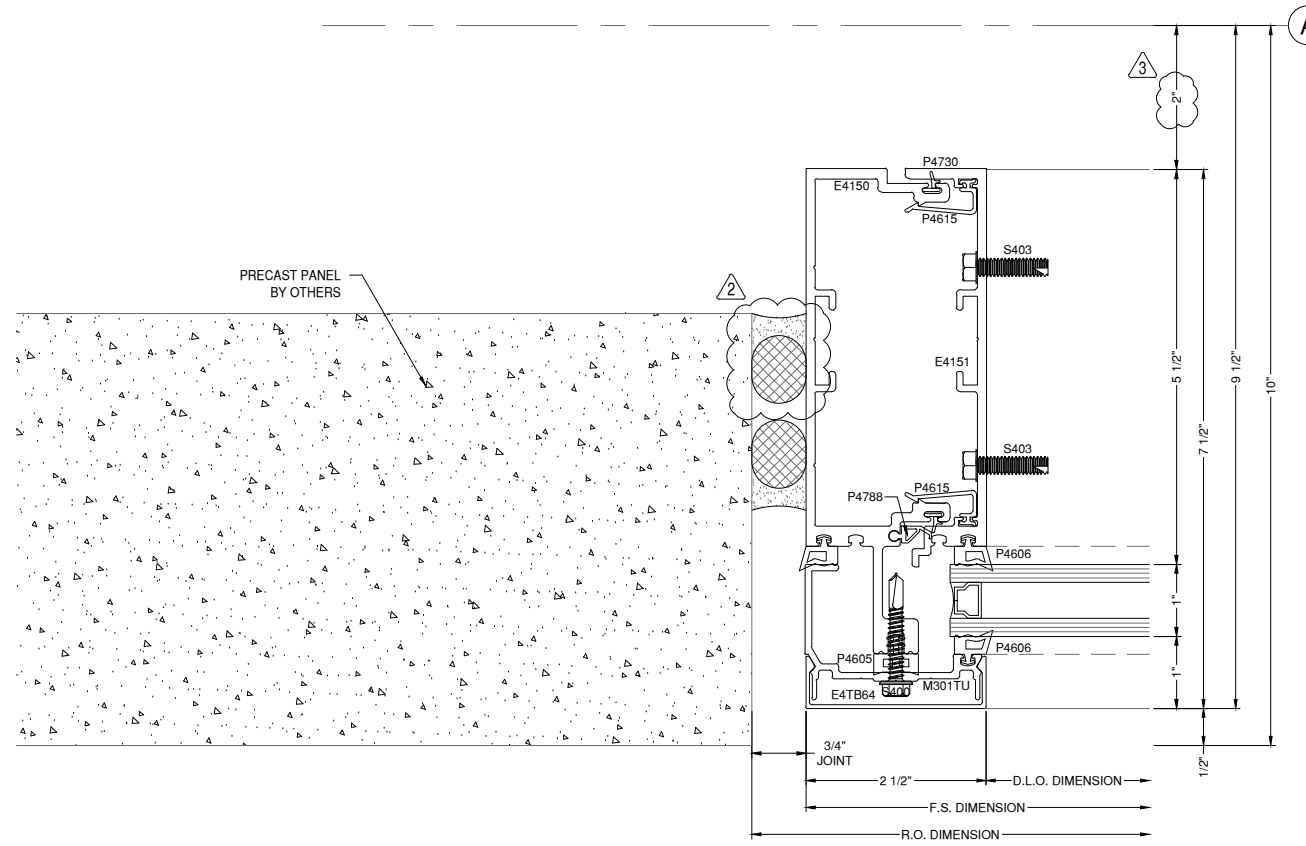
GYPSUM
 BY OTHERS
 METAL STUD
 BY OTHERS
 INSULATION
 BY OTHERS



GYPSUM
 BY OTHERS
 METAL STUD
 BY OTHERS
 BRICK VENEER
 BY OTHERS
 PRECAST CONCRETE
 BY OTHERS

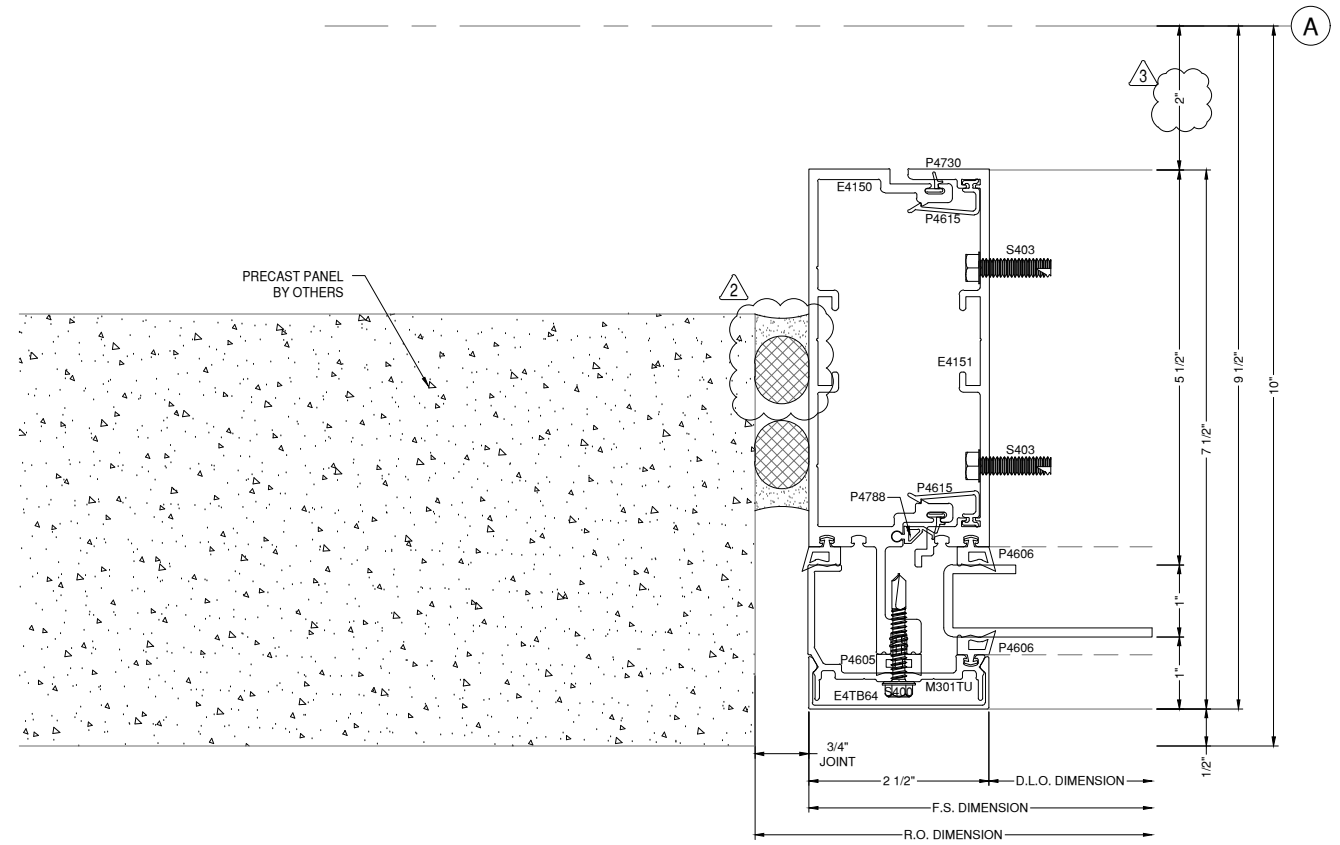
57 1 JAMB DETAIL 400SS
 D29 A5-11A
 DRAWING SCALE
 24x36: 3/4:1
 11x17: 3/8:1

58 8 JAMB DETAIL 400SS
 D29 A7-10
 DRAWING SCALE
 24x36: 3/4:1
 11x17: 3/8:1



ANTI-BUCKLING CLIP NOTES:
 - REQUIRED 24" O.C. FRONT & BACK
 - START 2" FROM END OF MULLIONS
 - NOT REQUIRED AT DUAL STEEL BAR LOCATIONS

54A JAMB DETAIL 400SS
 DRAWING SCALE
 24x36: 3/4:1
 11x17: 3/8:1



55A JAMB DETAIL 400SS
 DRAWING SCALE
 24x36: 3/4:1
 11x17: 3/8:1

GLAZING CONTRACTOR

999 STREET, ST
 CITY, STATE 99999
 PH: 999.999.9999

MP drafting & design
 www.MPDRAFTING.com
 P: 248.522.7096
 F: 248.522.7030

ARCHITECT:
 RULE JOY TRAMMELL RUBIO
 ARCHITECTURE/INTERIOR DESIGN
 300 GALLERIA PARKWAY SUITE 740
 ATLANTA, GA 30339
 P: 770.661.1492
 F: 770.661.1493
 ARCHITECT NOTE:
 ALL NOTES REQUESTING VERIFICATION,
 CONFIRMATION, OR INFORMATION THAT ARE
 NOT ANSWERED ARE ASSUMED TO BE
 CORRECT AS SHOWN ON THESE DRAWINGS.

STAMPS/ SUBMITTALS:

REVISION	DATE
0	10.25.19
1	01.24.20
2	04.07.20
3 - FIELD USE	05.01.20
4	07.22.20
5	10.12.20

PROJECT NUMBER:
19-329

PROJECT NAME:
PROJECT 125

SHEET DESCRIPTION:
DETAILS

SHEET:
D30

- ANTI-BUCKLING CLIP NOTES:
 - REQUIRED 24" O.C. FRONT & BACK
 - START 2" FROM END OF MULLIONS
 - NOT REQUIRED AT DUAL STEEL BAR LOCATIONS

GLAZING CONTRACTOR

999 STREET, ST
 CITY, STATE 99999
 PH: 999.999.9999



www.MPDRAFTING.com
 P: 248.522.7096
 F: 248.522.7030

ARCHITECT:

RULE JOY TRAMMELL RUBIO
 ARCHITECTURE/INTERIOR DESIGN

300 GALLERIA PARKWAY SUITE 740
 ATLANTA, GA 30339
 P: 770.661.1492
 F: 770.661.1493

ARCHITECT NOTE:
 ALL NOTES REQUESTING VERIFICATION,
 CONFIRMATION, OR INFORMATION THAT ARE
 NOT ANSWERED ARE ASSUMED TO BE
 CORRECT AS SHOWN ON THESE DRAWINGS.

STAMPS/ SUBMITTALS:

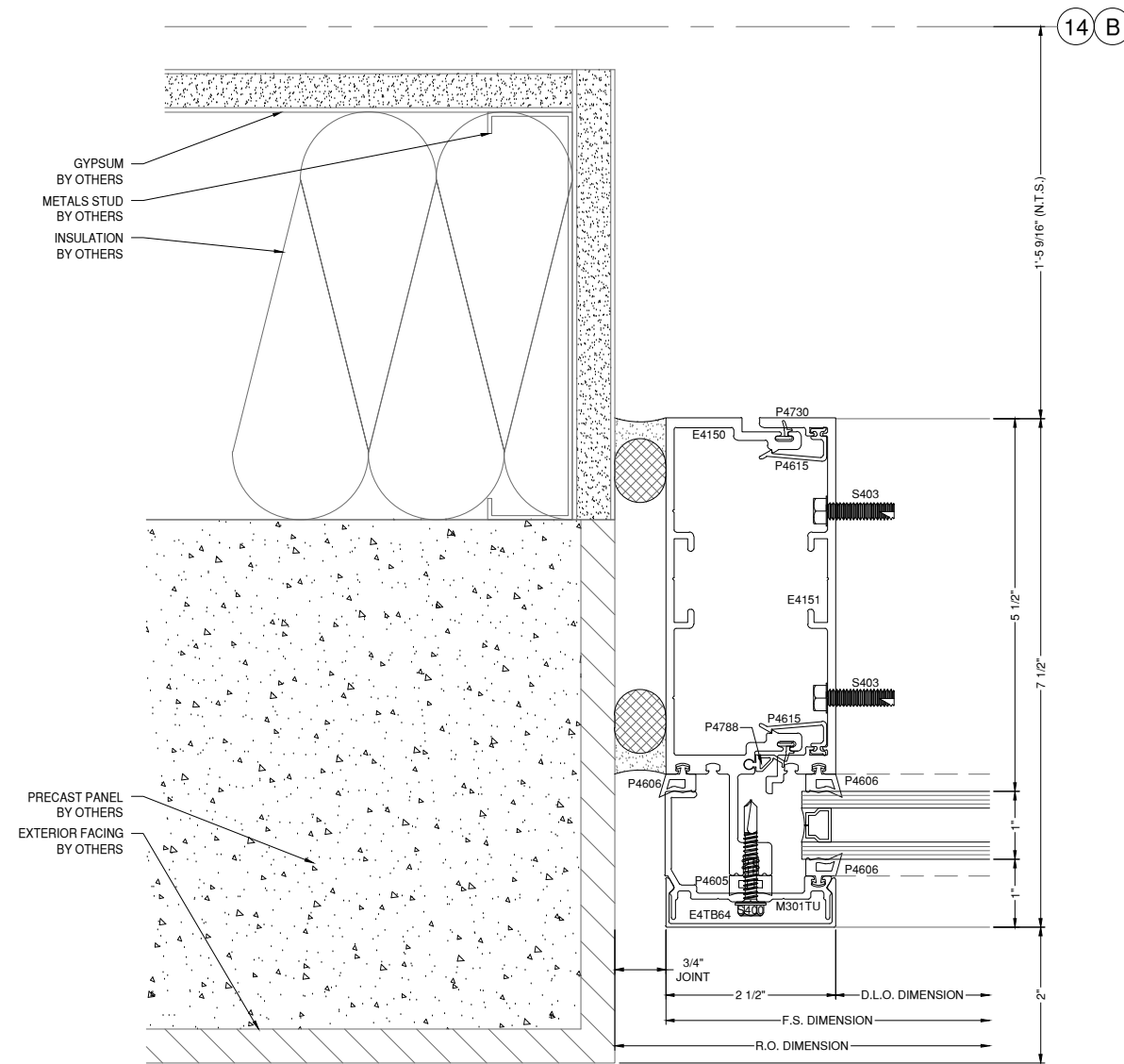
REVISION	DATE
0	10.25.19
1	01.24.20
2	04.07.20
3 - FIELD USE	05.01.20
4	07.22.20
5	10.12.20

PROJECT NUMBER:
19-329

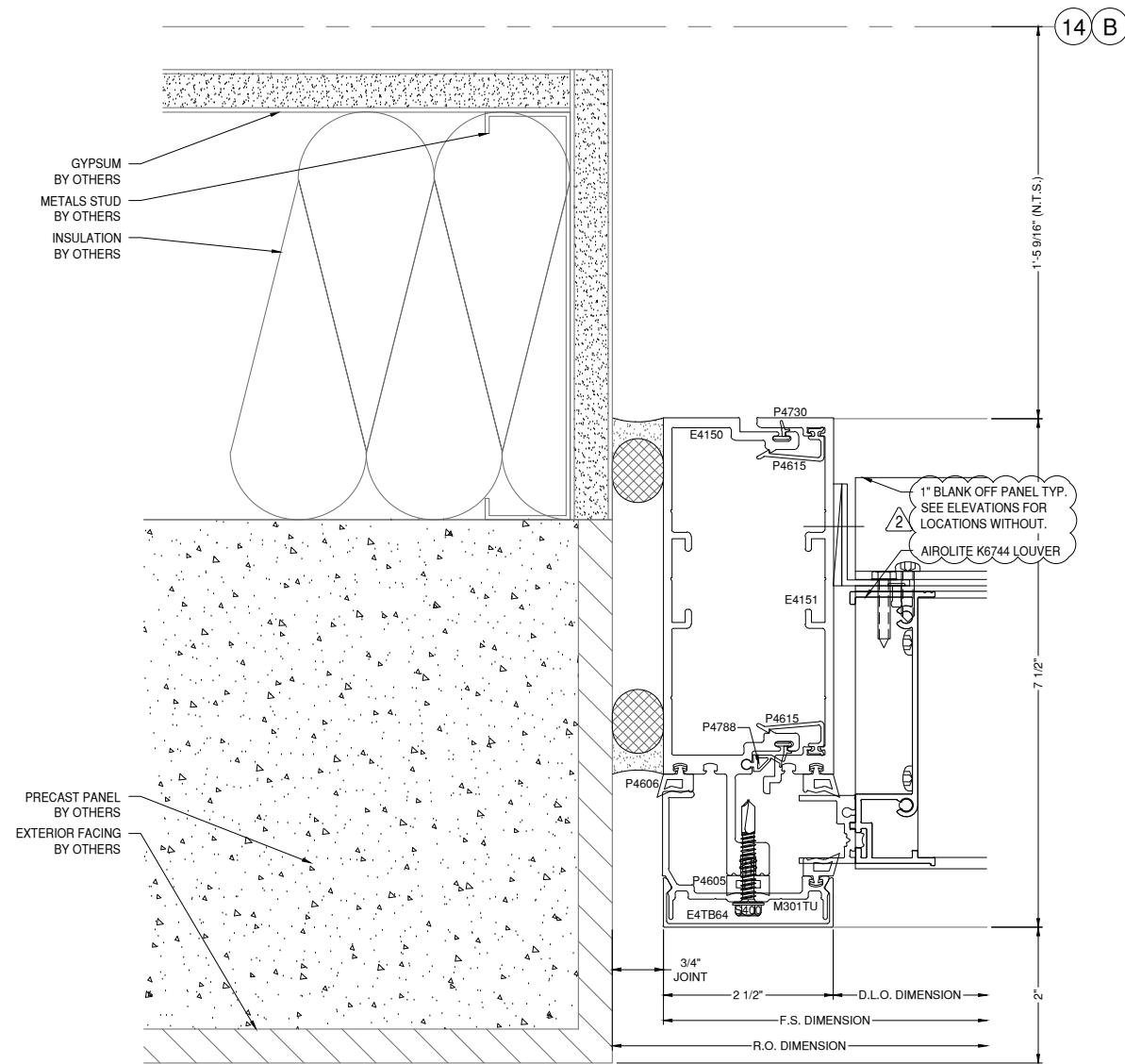
PROJECT NAME:
PROJECT 125

SHEET DESCRIPTION:
DETAILS

SHEET:
D31



56A 3 JAMB DETAIL 400SS
 D31 A7-10 DRAWING SCALE 24x36: 3/4:1 11x17: 3/8:1



57A 3 JAMB DETAIL 400SS
 D31 A7-10 DRAWING SCALE 24x36: 3/4:1 11x17: 3/8:1

- ANTI-BUCKLING CLIP NOTES:
 - REQUIRED 24" O.C. FRONT & BACK
 - START 2" FROM END OF MULLIONS
 - NOT REQUIRED AT DUAL STEEL BAR LOCATIONS

GLAZING CONTRACTOR

999 STREET, ST
 CITY, STATE 99999
 PH: 999.999.9999

MP drafting & design
 www.MPDRAFTING.com
 P: 248.522.7096
 F: 248.522.7030

ARCHITECT:
 RULE JOY TRAMMELL RUBIO
 ARCHITECTURE/INTERIOR DESIGN
 300 GALLERIA PARKWAY SUITE 740
 ATLANTA, GA 30339
 P: 770.661.1492
 F: 770.661.1493
 ARCHITECT NOTE:
 ALL NOTES REQUESTING VERIFICATION,
 CONFIRMATION, OR INFORMATION THAT ARE
 NOT ANSWERED ARE ASSUMED TO BE
 CORRECT AS SHOWN ON THESE DRAWINGS.

**STAMPS/
SUBMITTALS:**

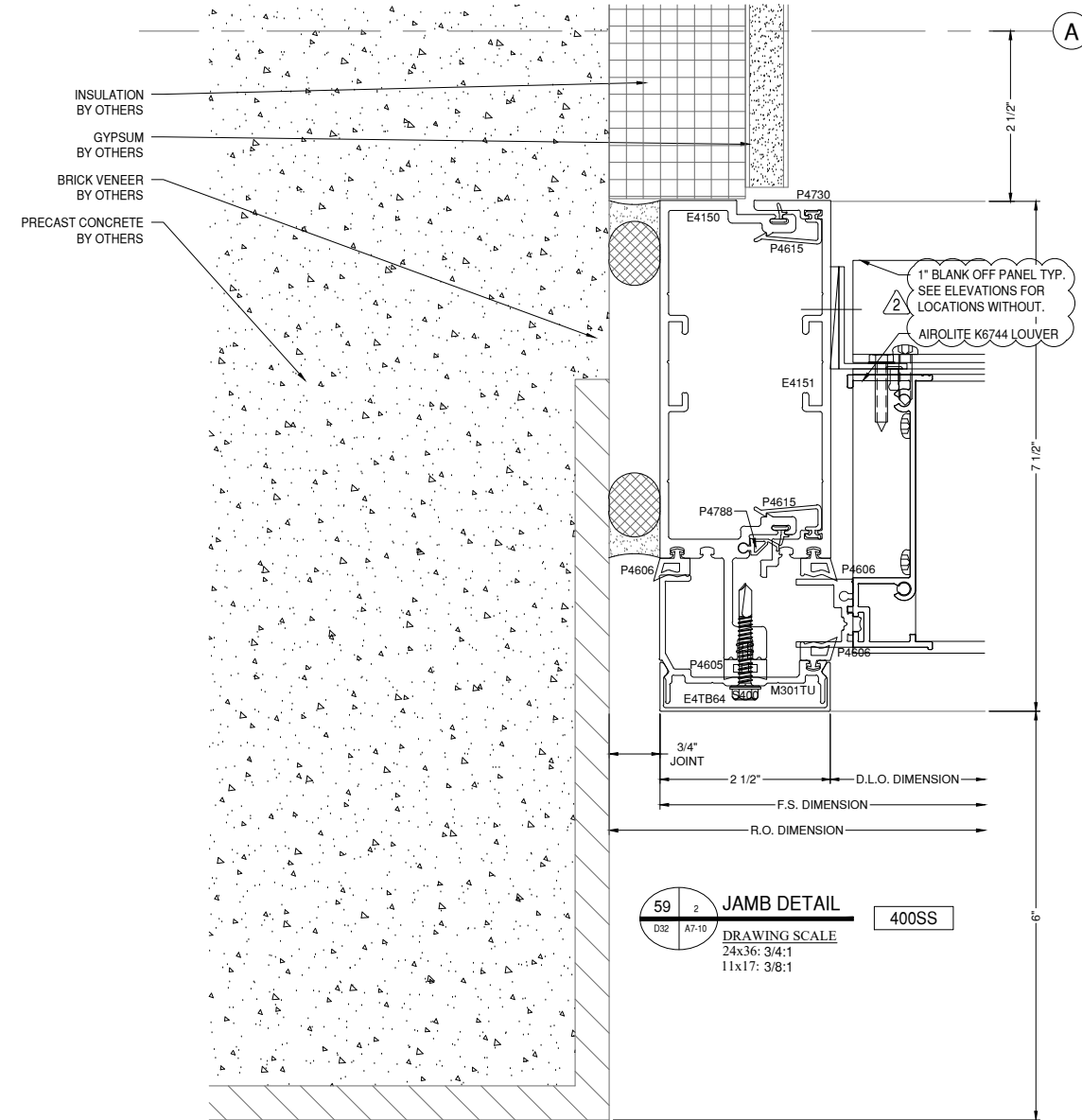
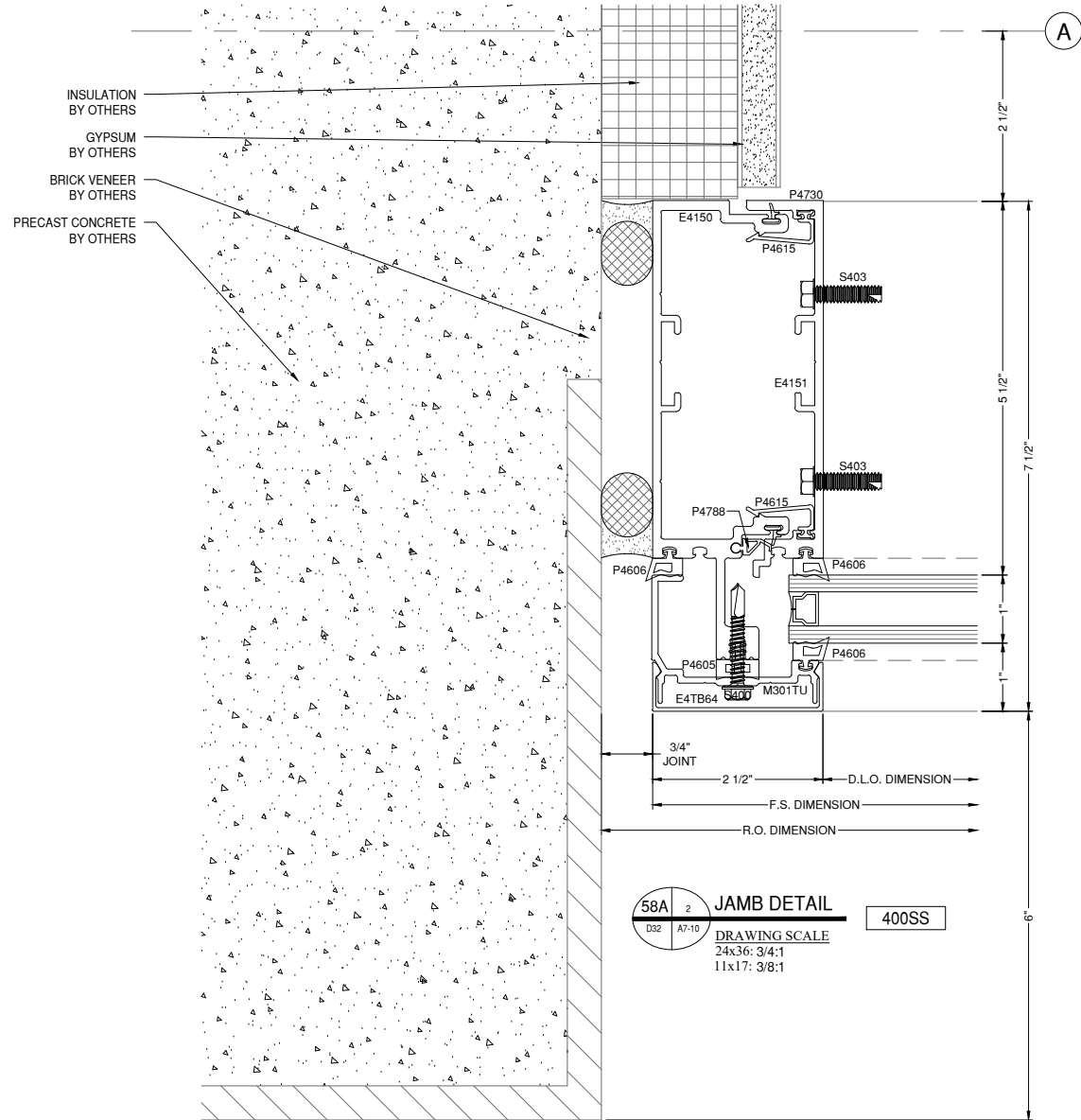
REVISION	DATE
0	10.25.19
1	01.24.20
2	04.07.20
3 - FIELD USE	05.01.20
4	07.22.20
5	10.12.20

PROJECT NUMBER:
19-329

PROJECT NAME:
PROJECT 125

SHEET DESCRIPTION:
DETAILS

SHEET:
D32



- ANTI-BUCKLING CLIP NOTES:**
- REQUIRED 24" O.C. FRONT & BACK
 - START 2" FROM END OF MULLIONS
 - NOT REQUIRED AT DUAL STEEL BAR LOCATIONS

GLAZING CONTRACTOR

999 STREET, ST
CITY, STATE 99999
PH: 999.999.9999



www.MPDRAFTING.com

P: 248.522.7096
F: 248.522.7030

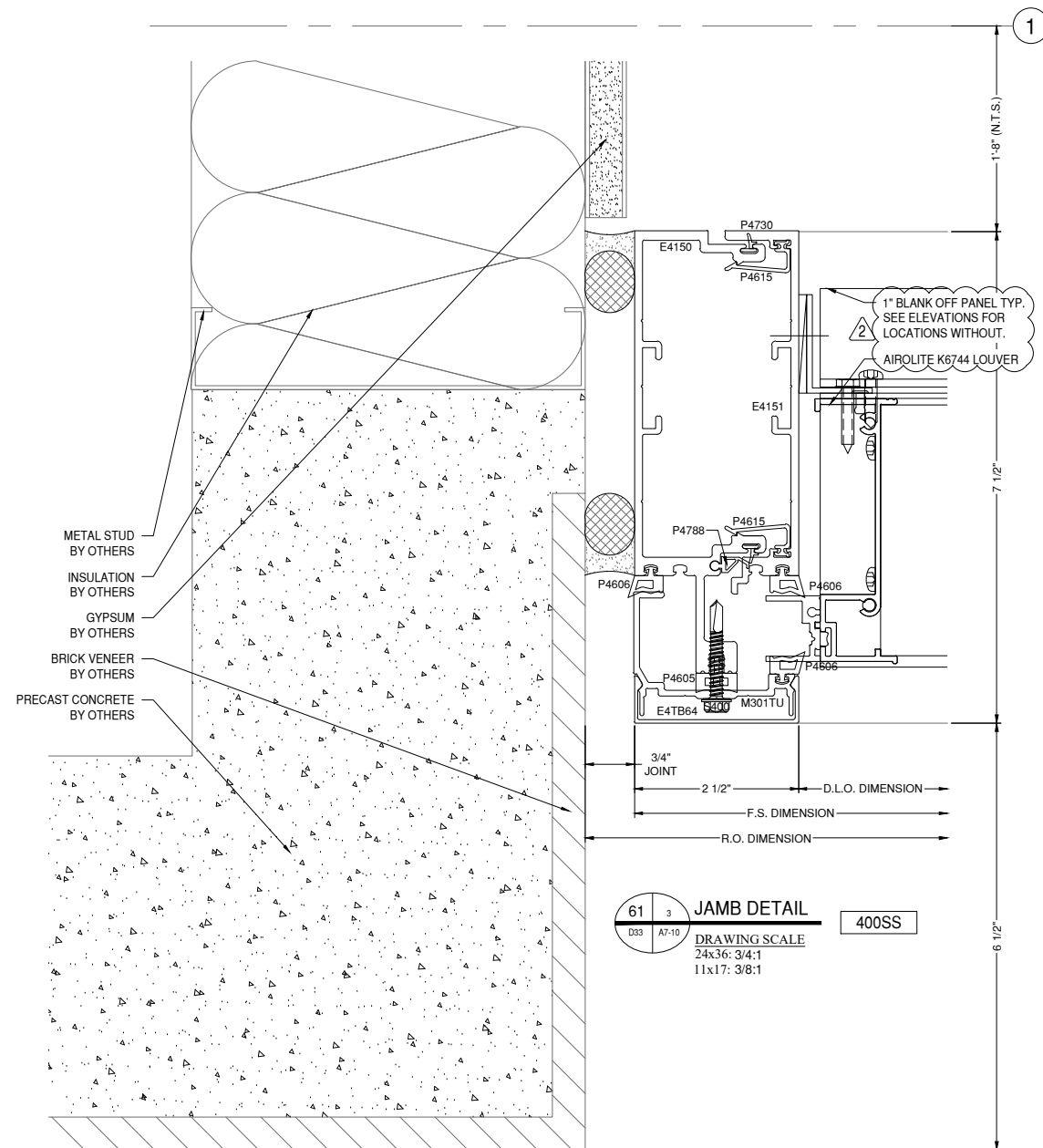
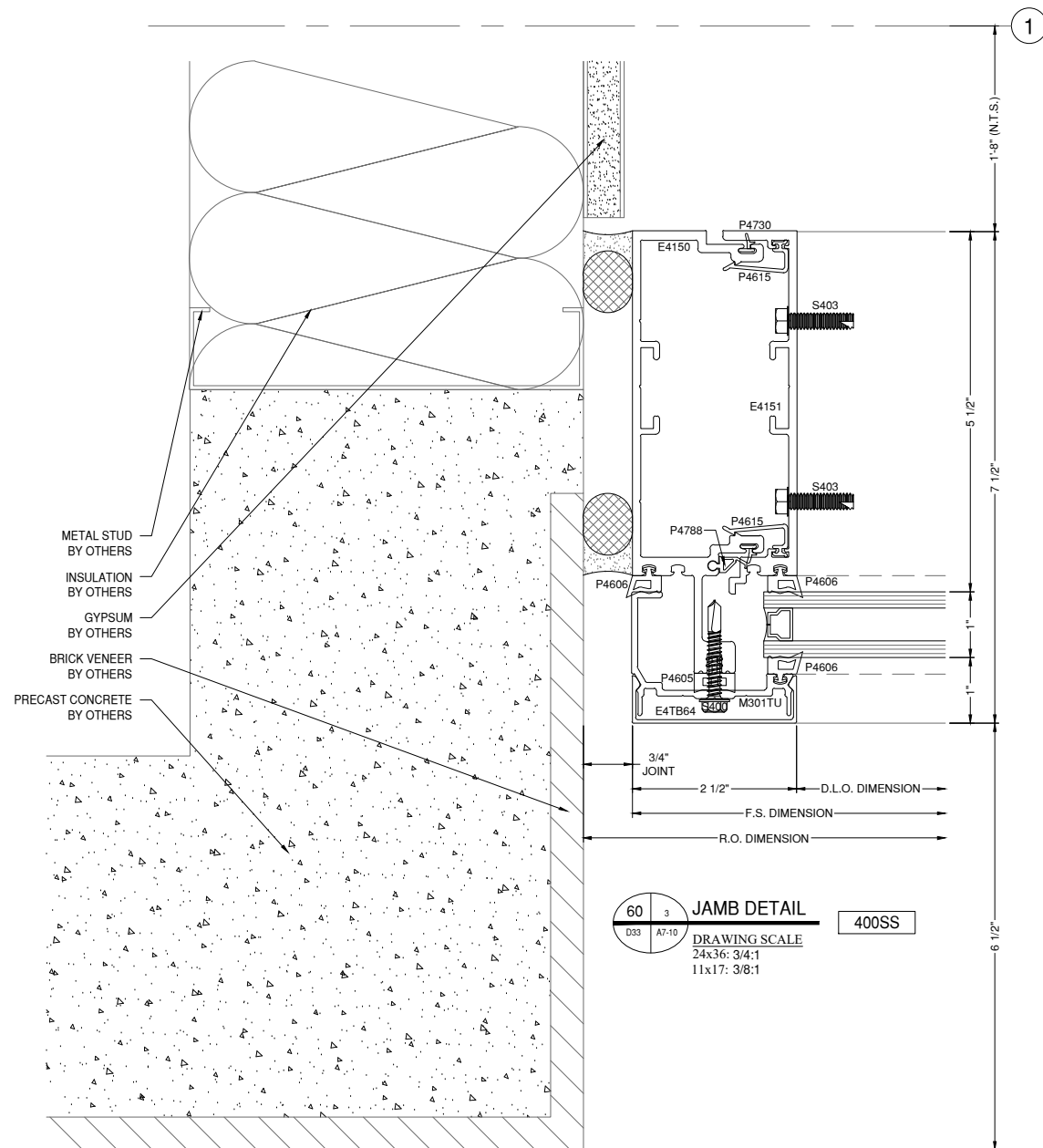
ARCHITECT:

RULE JOY TRAMMELL RUBIO
ARCHITECTURE/INTERIOR DESIGN

300 GALLERIA PARKWAY SUITE 740
ATLANTA, GA 30339
P: 770.661.1492
F: 770.661.1493

ARCHITECT NOTE:
ALL NOTES REQUESTING VERIFICATION, CONFIRMATION, OR INFORMATION THAT ARE NOT ANSWERED ARE ASSUMED TO BE CORRECT AS SHOWN ON THESE DRAWINGS.

STAMPS/ SUBMITTALS:



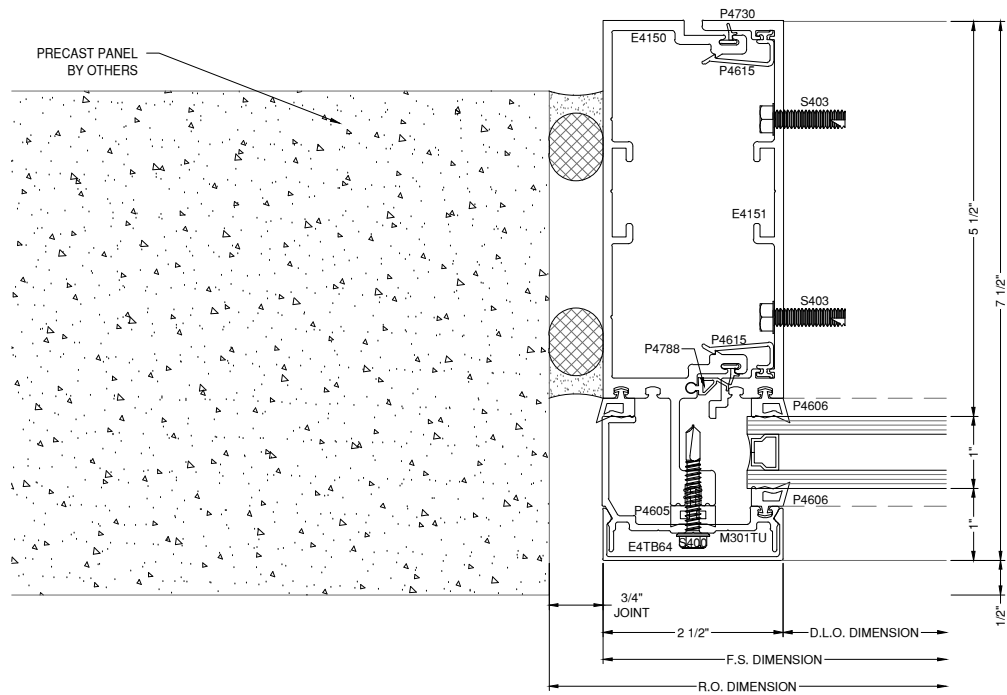
REVISION	DATE
0	10.25.19
1	01.24.20
2	04.07.20
3 - FIELD USE	05.01.20
4	07.22.20
5	10.12.20

PROJECT NUMBER:
19-329

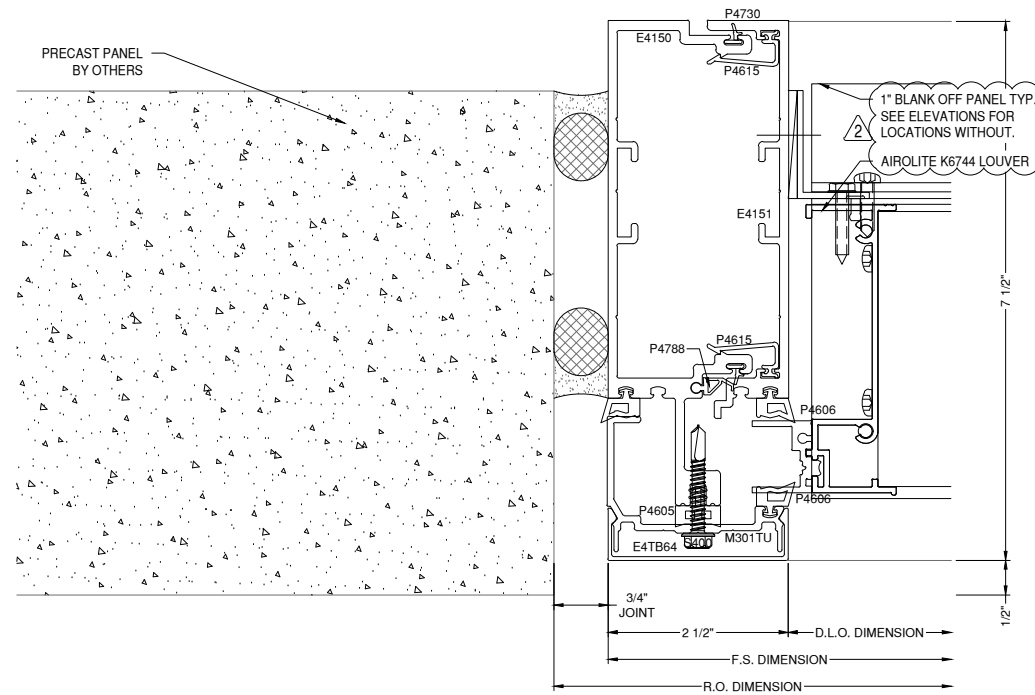
PROJECT NAME:
PROJECT 125

SHEET DESCRIPTION:
DETAILS

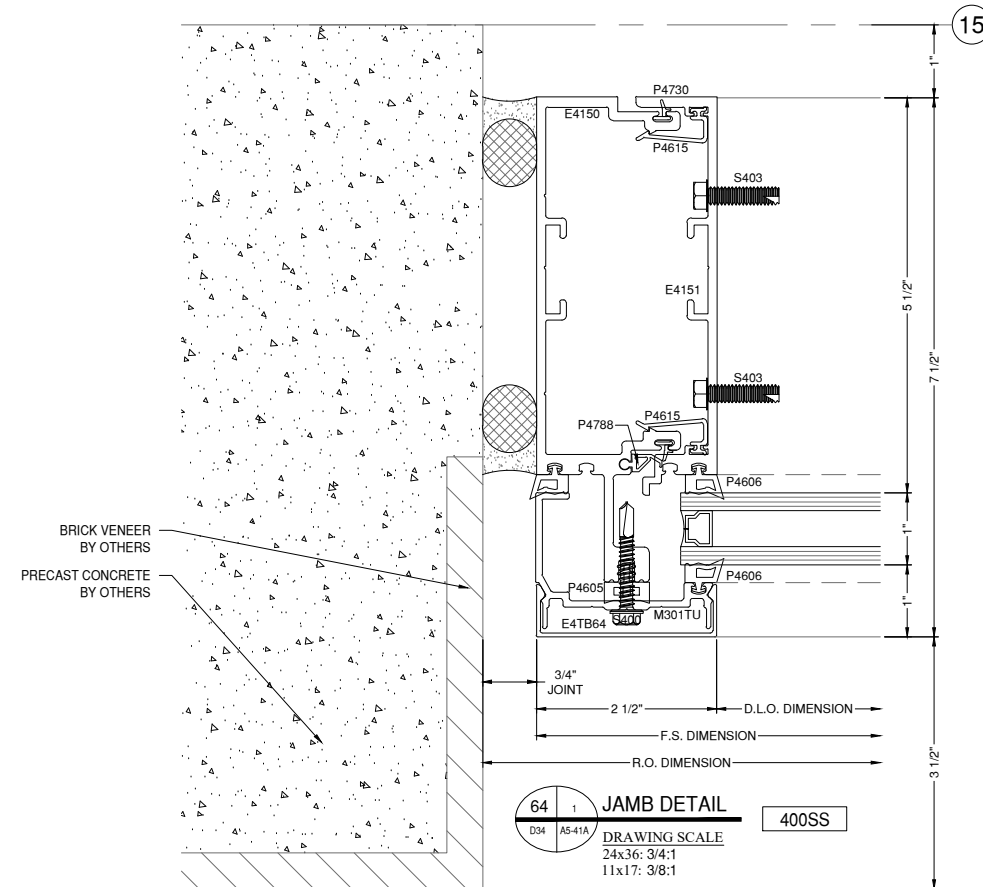
SHEET:
D33



62 JAMB DETAIL 400SS
 DRAWING SCALE
 24x36: 3/4:1
 11x17: 3/8:1



63 JAMB DETAIL 400SS
 DRAWING SCALE
 24x36: 3/4:1
 11x17: 3/8:1



64 JAMB DETAIL 400SS
 DRAWING SCALE
 24x36: 3/4:1
 11x17: 3/8:1

ANTI-BUCKLING CLIP NOTES:
 - REQUIRED 24" O.C. FRONT & BACK
 - START 2" FROM END OF MULLIONS
 - NOT REQUIRED AT DUAL STEEL BAR LOCATIONS

GLAZING CONTRACTOR

999 STREET, ST
 CITY, STATE 99999
 PH: 999.999.9999



www.MPDRAFTING.com
 P: 248.522.7096
 F: 248.522.7030

ARCHITECT:

RULE JOY TRAMMELL RUBIO
 ARCHITECTURE/INTERIOR DESIGN

300 GALLERIA PARKWAY SUITE 740
 ATLANTA, GA 30339
 P: 770.661.1492
 F: 770.661.1493

ARCHITECT NOTE:
 ALL NOTES REQUESTING VERIFICATION,
 CONFIRMATION, OR INFORMATION THAT ARE
 NOT ANSWERED ARE ASSUMED TO BE
 CORRECT AS SHOWN ON THESE DRAWINGS.

STAMPS/ SUBMITTALS:

REVISION	DATE
0	10.25.19
1	01.24.20
2	04.07.20
3 - FIELD USE	05.01.20
4	07.22.20
5	10.12.20

PROJECT NUMBER:
 19-329

PROJECT NAME:
 PROJECT 125

SHEET DESCRIPTION:
 DETAILS

SHEET:
 D34

- ANTI-BUCKLING CLIP NOTES:
 - REQUIRED 24" O.C. FRONT & BACK
 - START 2" FROM END OF MULLIONS
 - NOT REQUIRED AT DUAL STEEL BAR LOCATIONS

GLAZING CONTRACTOR

999 STREET, ST
 CITY, STATE 99999
 PH: 999.999.9999



www.MPDRAFTING.com
 P: 248.522.7096
 F: 248.522.7030

ARCHITECT:

RULE JOY TRAMMELL RUBIO
 ARCHITECTURE/INTERIOR DESIGN

300 GALLERIA PARKWAY SUITE 740
 ATLANTA, GA 30339
 P: 770.661.1492
 F: 770.661.1493

ARCHITECT NOTE:
 ALL NOTES REQUESTING VERIFICATION,
 CONFIRMATION, OR INFORMATION THAT ARE
 NOT ANSWERED ARE ASSUMED TO BE
 CORRECT AS SHOWN ON THESE DRAWINGS.

STAMPS/ SUBMITTALS:

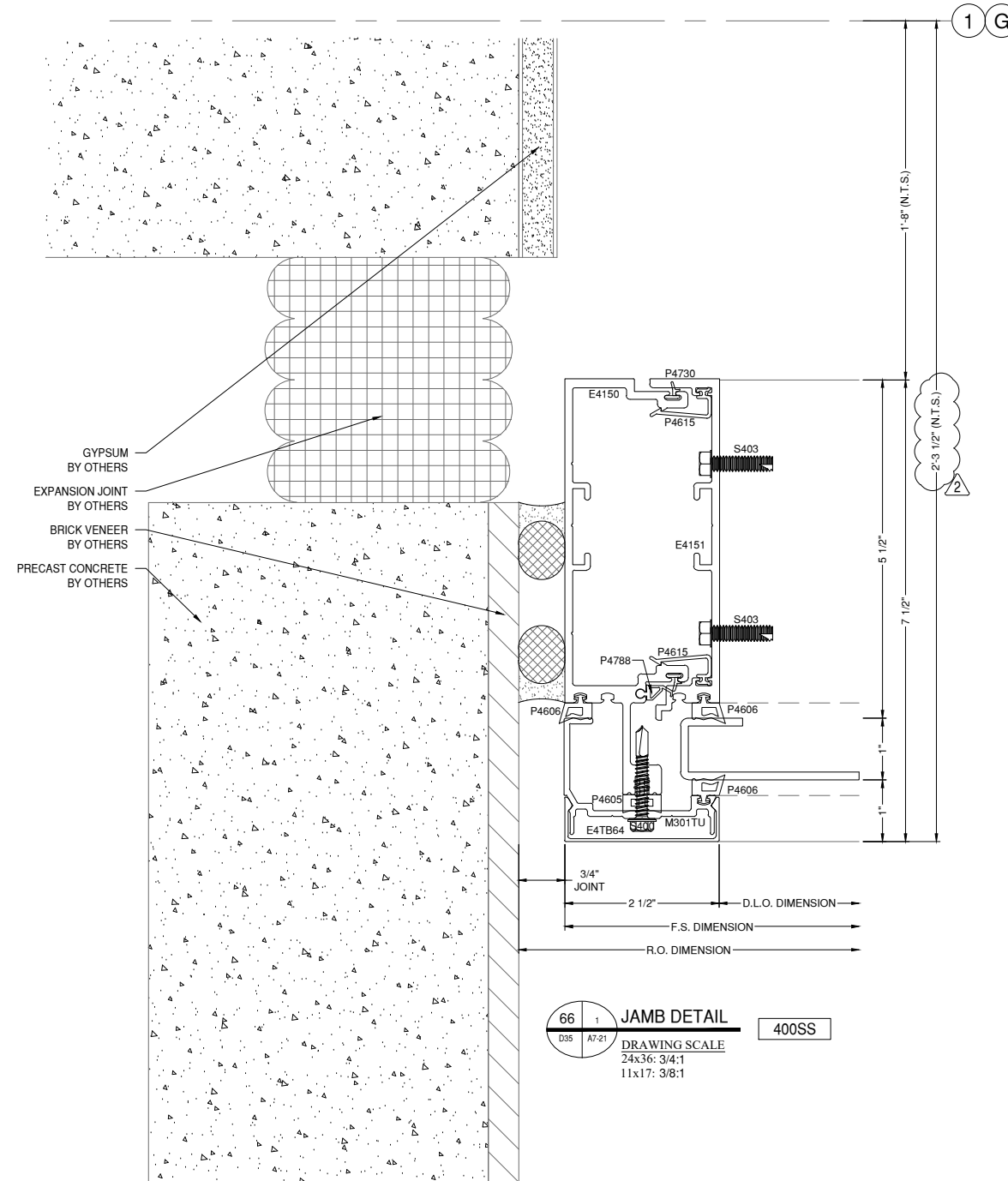
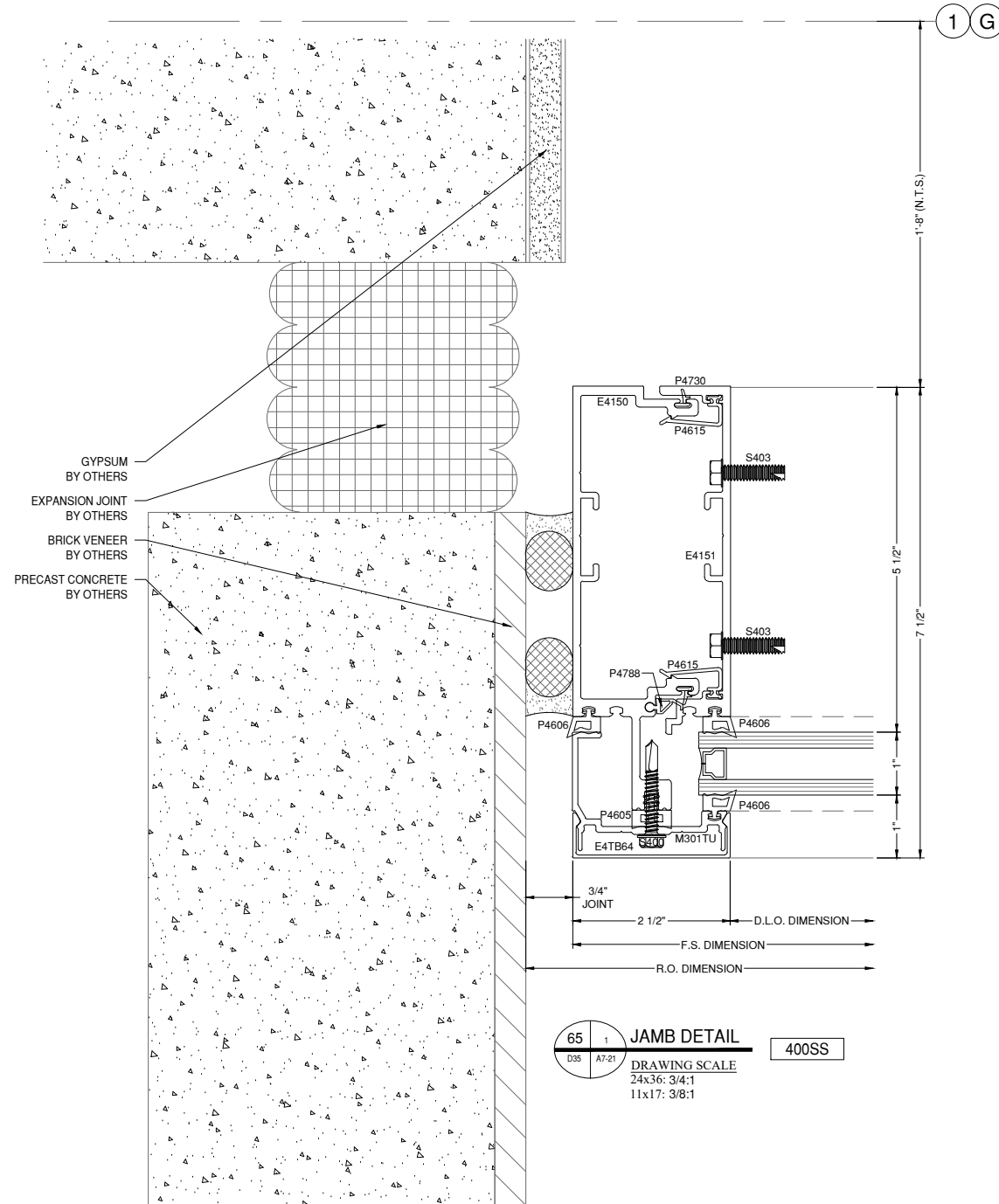
REVISION	DATE
0	10.25.19
1	01.24.20
2	04.07.20
3 - FIELD USE	05.01.20
4	07.22.20
5	10.12.20

PROJECT NUMBER:
19-329

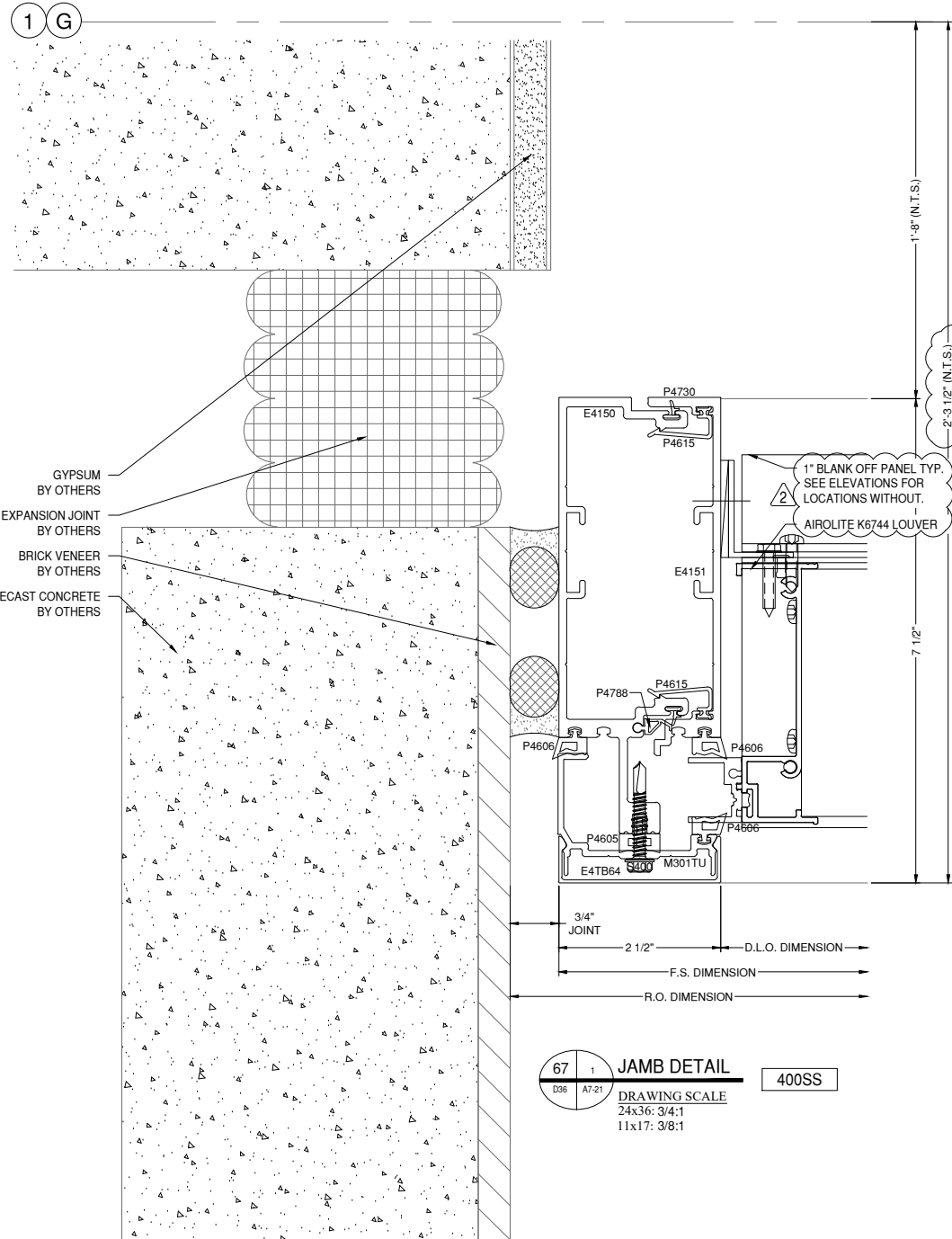
PROJECT NAME:
PROJECT 125

SHEET DESCRIPTION:
DETAILS

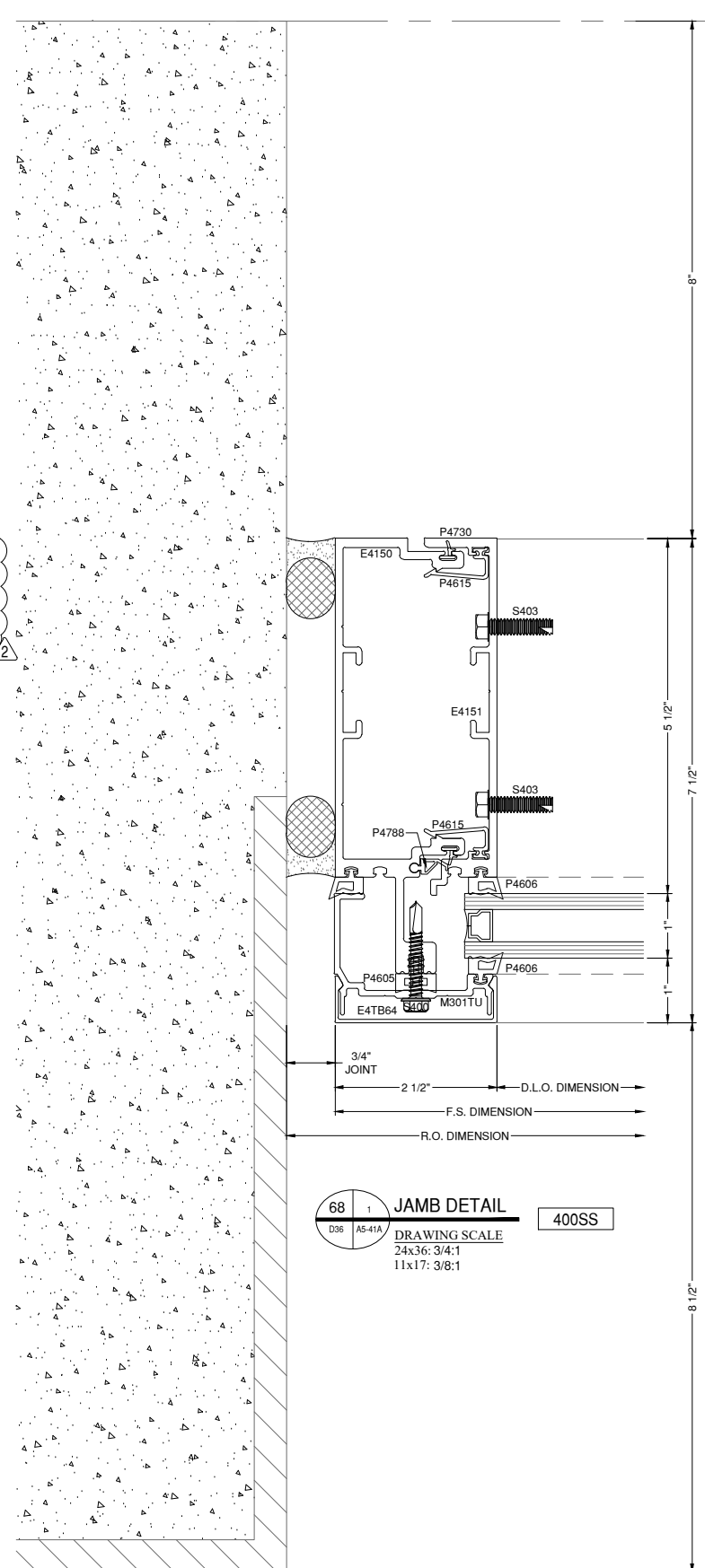
SHEET:
D35



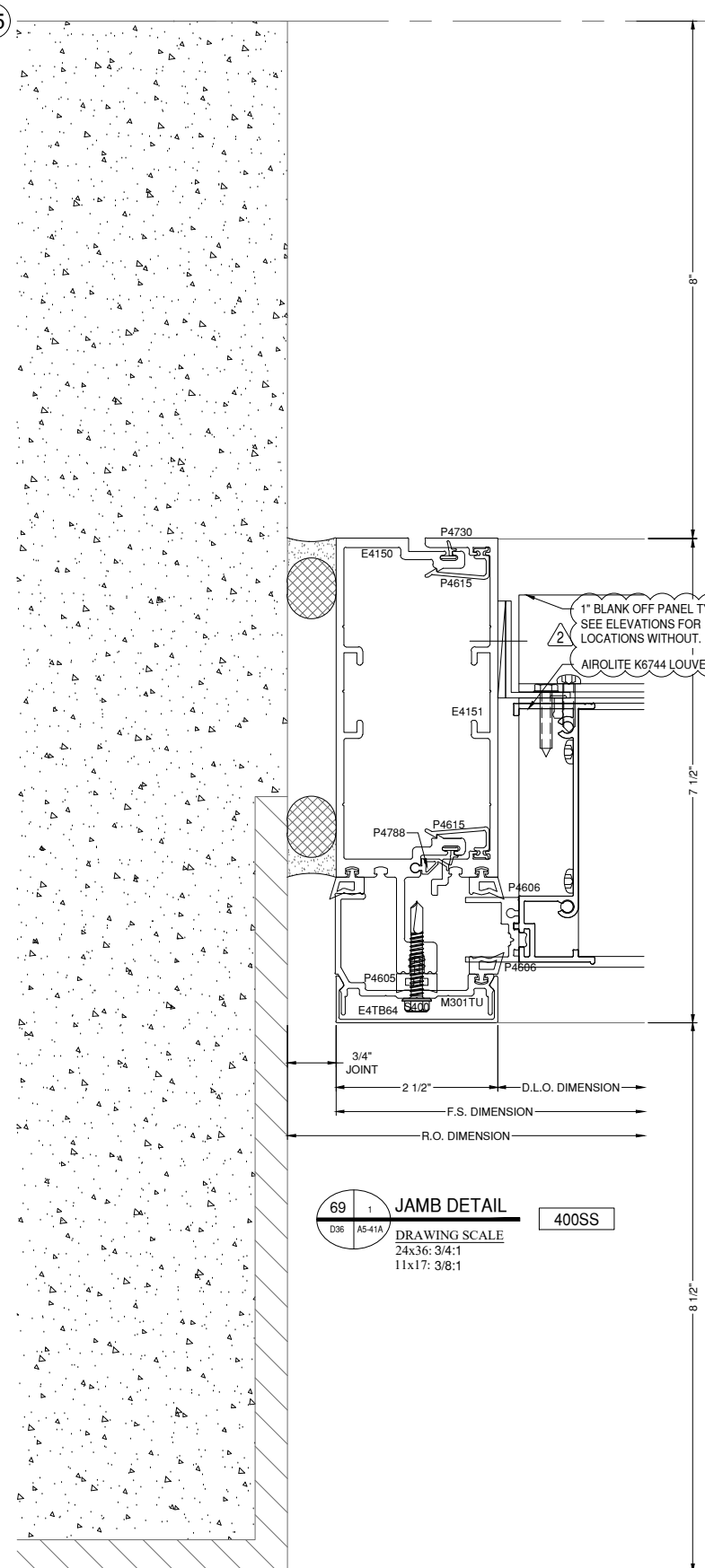
ANTI-BUCKLING CLIP NOTES:
 - REQUIRED 24" O.C. FRONT & BACK
 - START 2" FROM END OF MULLIONS
 - NOT REQUIRED AT DUAL STEEL BAR LOCATIONS



67 | 1 | JAMB DETAIL | 400SS
 DRAWING SCALE
 24x36: 3/4:1
 11x17: 3/8:1



68 | 1 | JAMB DETAIL | 400SS
 DRAWING SCALE
 24x36: 3/4:1
 11x17: 3/8:1



69 | 1 | JAMB DETAIL | 400SS
 DRAWING SCALE
 24x36: 3/4:1
 11x17: 3/8:1

GLAZING CONTRACTOR

999 STREET, ST
 CITY, STATE 99999
 PH: 999.999.9999



www.MPDRAFTING.com
 P: 248.522.7096
 F: 248.522.7030

ARCHITECT:

RULE JOY TRAMMELL RUBIO
 ARCHITECTURE/INTERIOR DESIGN
 300 GALLERIA PARKWAY SUITE 740
 ATLANTA, GA 30339
 P: 770.661.1492
 F: 770.661.1493

ARCHITECT NOTE:
 ALL NOTES REQUESTING VERIFICATION,
 CONFIRMATION, OR INFORMATION THAT ARE
 NOT ANSWERED ARE ASSUMED TO BE
 CORRECT AS SHOWN ON THESE DRAWINGS.

STAMPS/ SUBMITTALS:

REVISION	DATE
0	10.25.19
1	01.24.20
2	04.07.20
3 - FIELD USE	05.01.20
4	07.22.20
5	10.12.20

PROJECT NUMBER:
19-329

PROJECT NAME:
PROJECT 125

SHEET DESCRIPTION:
DETAILS

SHEET:
D36

- ANTI-BUCKLING CLIP NOTES:
 - REQUIRED 24" O.C. FRONT & BACK
 - START 2" FROM END OF MULLIONS
 - NOT REQUIRED AT DUAL STEEL BAR LOCATIONS

GLAZING CONTRACTOR

999 STREET, ST
 CITY, STATE 99999
 PH: 999.999.9999



www.MPDRAFTING.com
 P: 248.522.7096
 F: 248.522.7030

ARCHITECT:

RULE JOY TRAMMELL RUBIO
 ARCHITECTURE/INTERIOR DESIGN

300 GALLERIA PARKWAY SUITE 740
 ATLANTA, GA 30339
 P: 770.661.1492
 F: 770.661.1493

ARCHITECT NOTE:
 ALL NOTES REQUESTING VERIFICATION,
 CONFIRMATION, OR INFORMATION THAT ARE
 NOT ANSWERED ARE ASSUMED TO BE
 CORRECT AS SHOWN ON THESE DRAWINGS.

STAMPS/ SUBMITTALS:

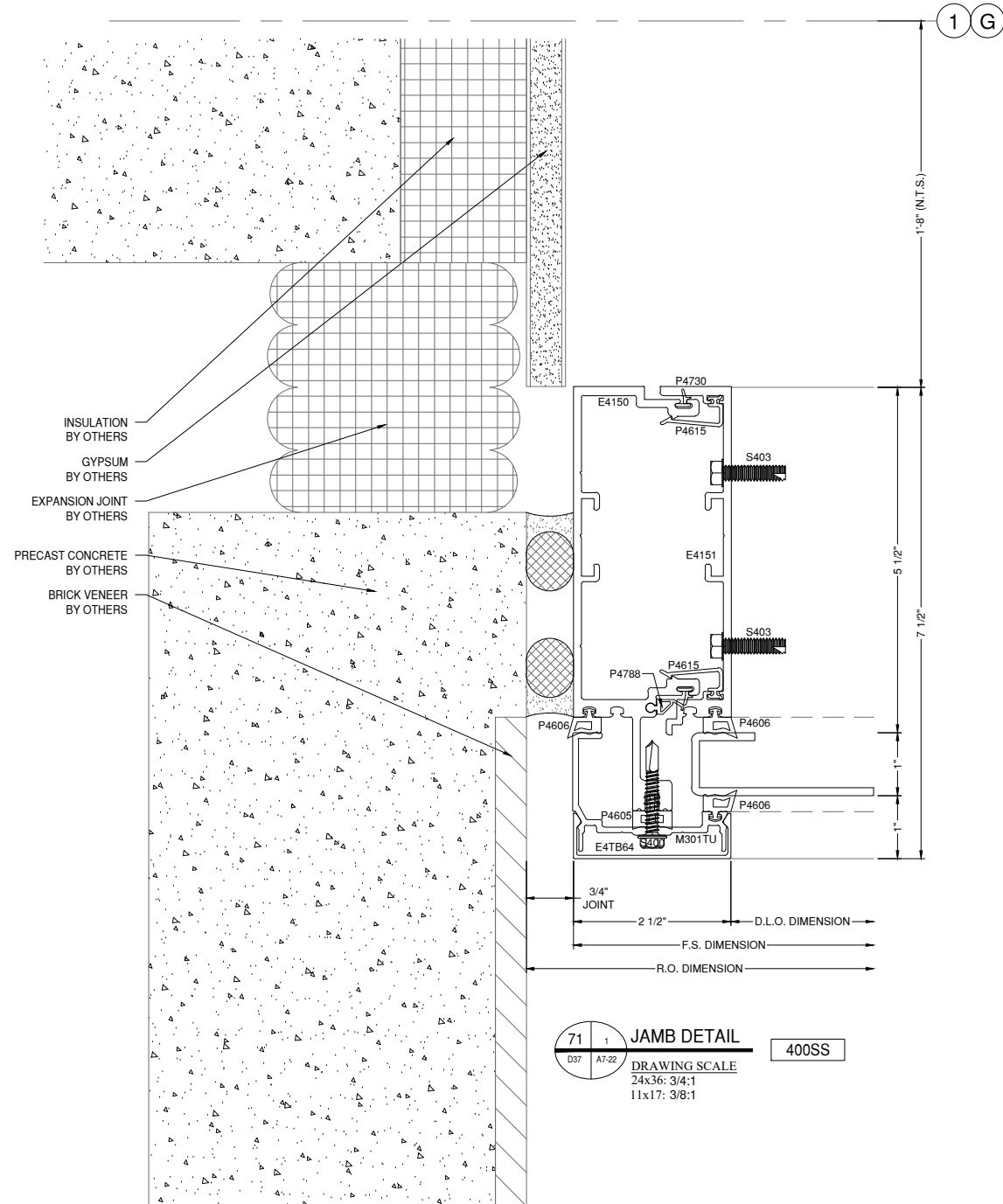
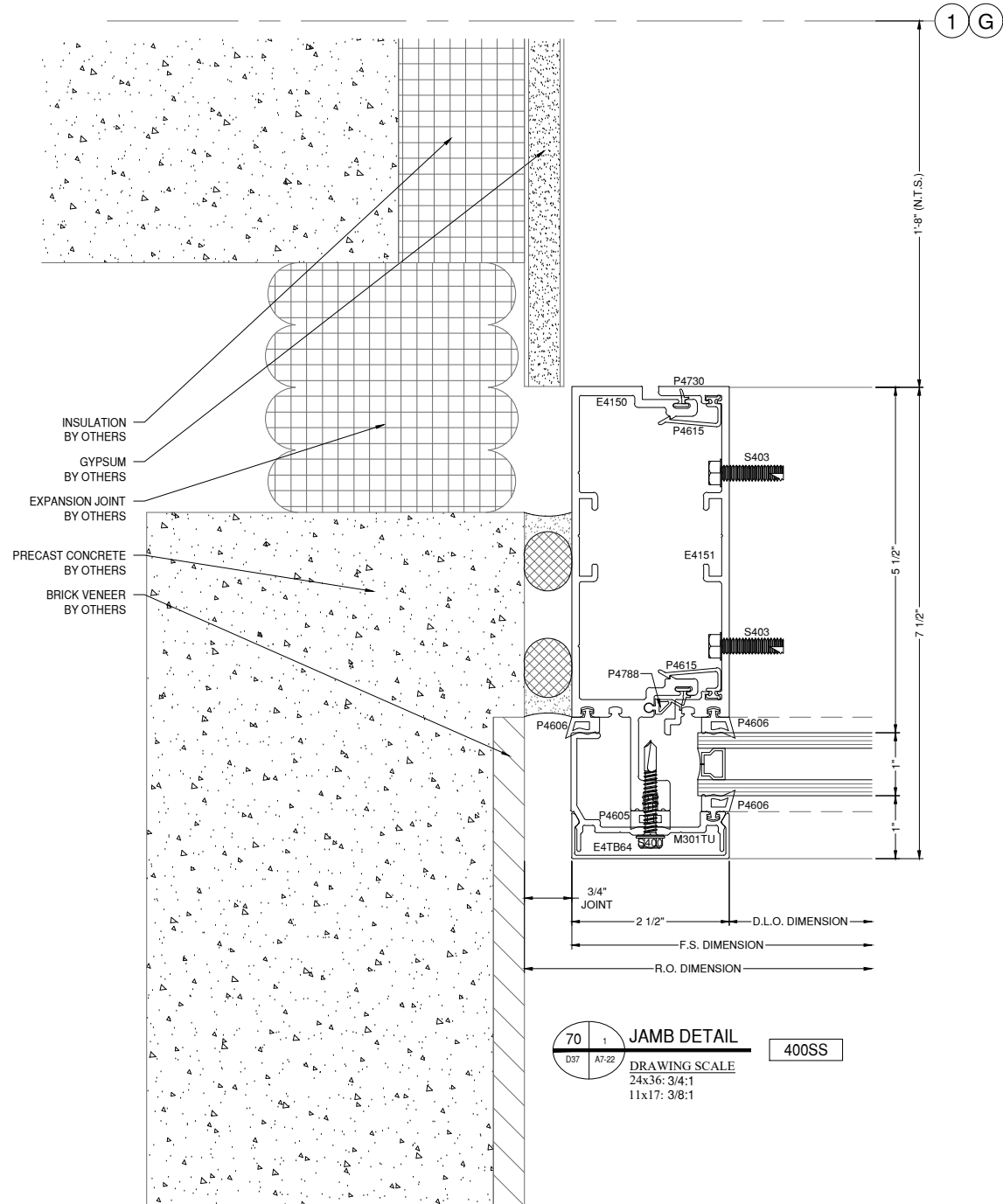
REVISION	DATE
0	10.25.19
1	01.24.20
2	04.07.20
3 - FIELD USE	05.01.20
4	07.22.20
5	10.12.20

PROJECT NUMBER:
19-329

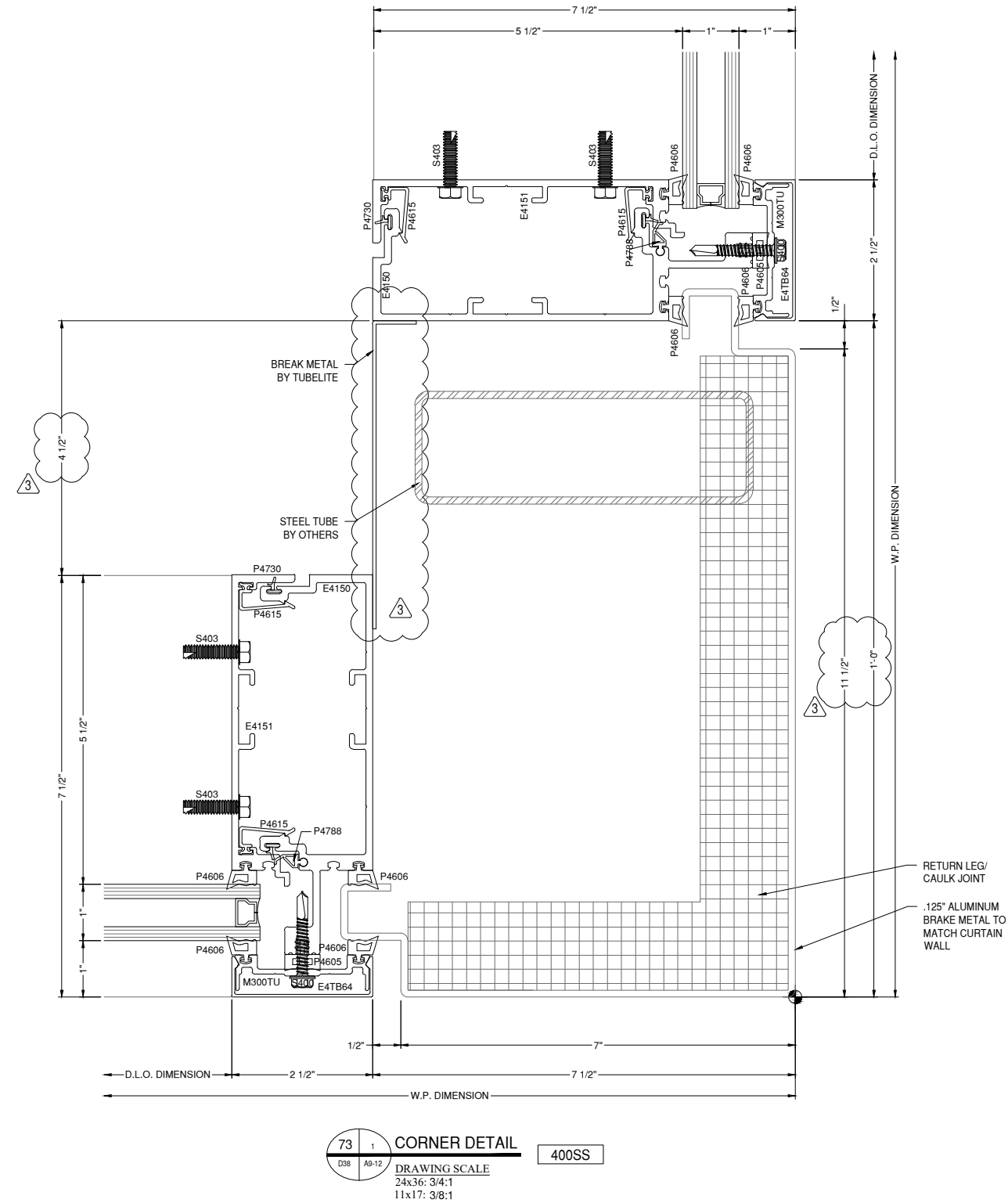
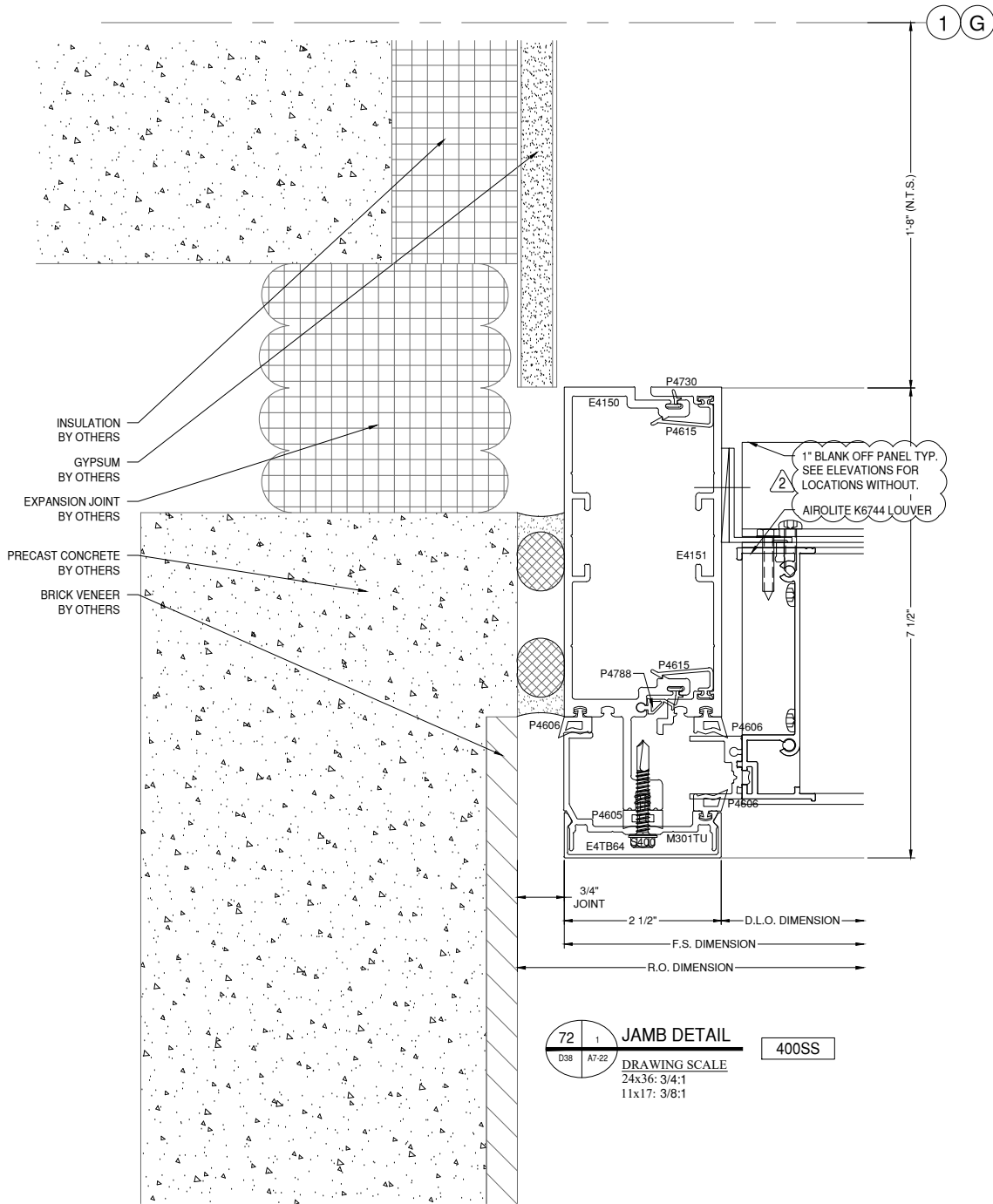
PROJECT NAME:
PROJECT 125

SHEET DESCRIPTION:
DETAILS

SHEET:
D37



- ANTI-BUCKLING CLIP NOTES:**
- REQUIRED 24" O.C. FRONT & BACK
 - START 2" FROM END OF MULLIONS
 - NOT REQUIRED AT DUAL STEEL BAR LOCATIONS



GLAZING CONTRACTOR

999 STREET, ST
CITY, STATE 99999
PH: 999.999.9999



www.MPDRAFTING.com
P: 248.522.7096
F: 248.522.7030

ARCHITECT:

RULE JOY TRAMMELL RUBIO
ARCHITECTURE/INTERIOR DESIGN

300 GALLERIA PARKWAY SUITE 740
ATLANTA, GA 30339
P: 770.661.1492
F: 770.661.1493

ARCHITECT NOTE:
ALL NOTES REQUESTING VERIFICATION,
CONFIRMATION, OR INFORMATION THAT ARE
NOT ANSWERED ARE ASSUMED TO BE
CORRECT AS SHOWN ON THESE DRAWINGS.

STAMPS/ SUBMITTALS:

REVISION	DATE
0	10.25.19
1	01.24.20
2	04.07.20
3 - FIELD USE	05.01.20
4	07.22.20
5	10.12.20

PROJECT NUMBER:
19-329

PROJECT NAME:
PROJECT 125

SHEET DESCRIPTION:
DETAILS

SHEET:
D38

GLAZING CONTRACTOR

999 STREET, ST
CITY, STATE 99999
PH: 999.999.9999



www.MPDRAFTING.com
P: 248.522.7096
F: 248.522.7030

ARCHITECT:

RULE JOY TRAMMELL RUBIO
ARCHITECTURE/INTERIOR DESIGN

300 GALLERIA PARKWAY SUITE 740
ATLANTA, GA 30339
P: 770.661.1492
F: 770.661.1493

ARCHITECT NOTE:
ALL NOTES REQUESTING VERIFICATION,
CONFIRMATION, OR INFORMATION THAT ARE
NOT ANSWERED ARE ASSUMED TO BE
CORRECT AS SHOWN ON THESE DRAWINGS.

STAMPS/ SUBMITTALS:

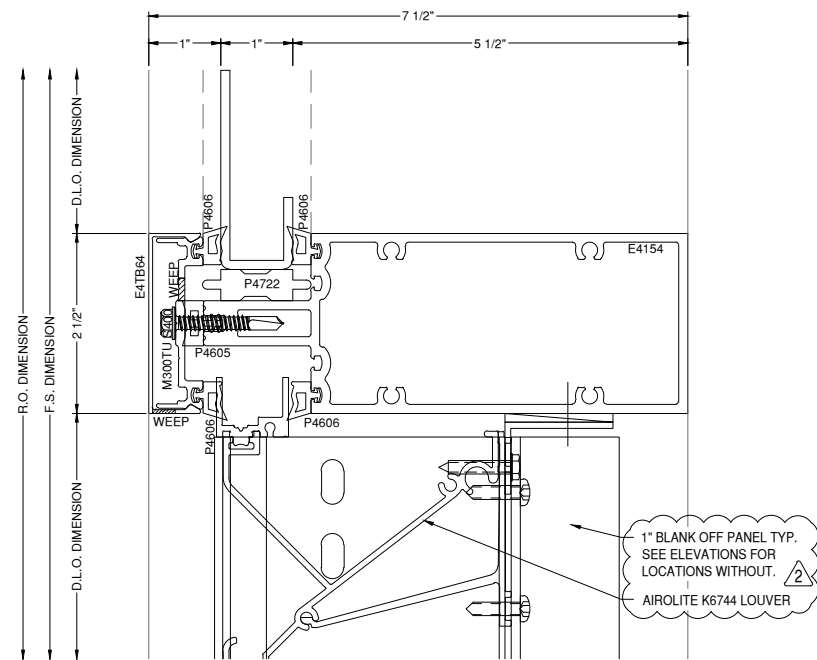
REVISION	DATE
0	10.25.19
1	01.24.20
2	04.07.20
3 - FIELD USE	05.01.20
4	07.22.20
5	10.12.20

PROJECT NUMBER:
19-329

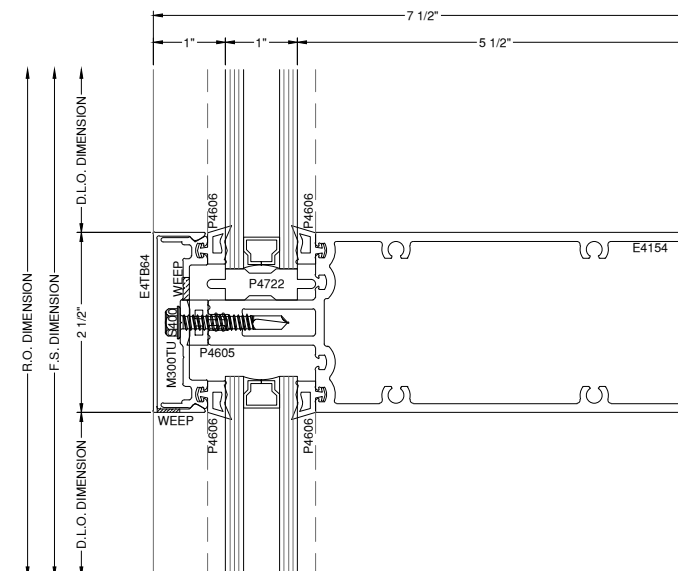
PROJECT NAME:
PROJECT 125

SHEET DESCRIPTION:
DETAILS

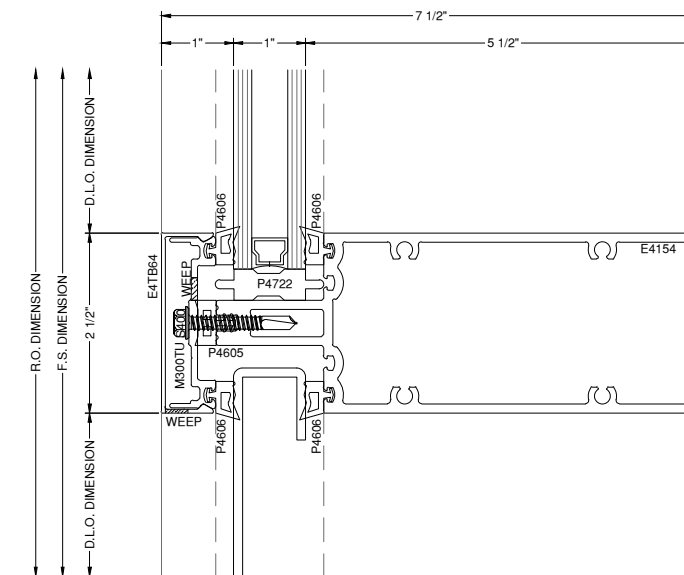
SHEET:
D40



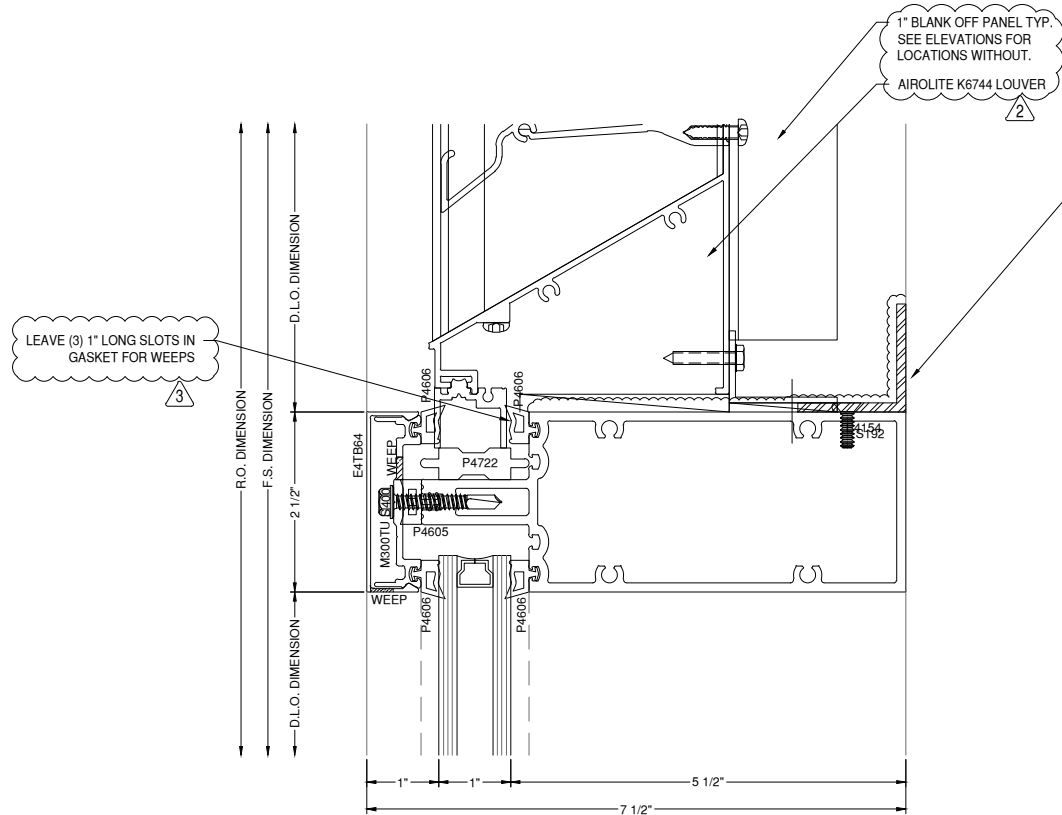
76 HORZ. DETAIL
DRAWING SCALE
24x36: 3/4:1
11x17: 3/8:1
400SS



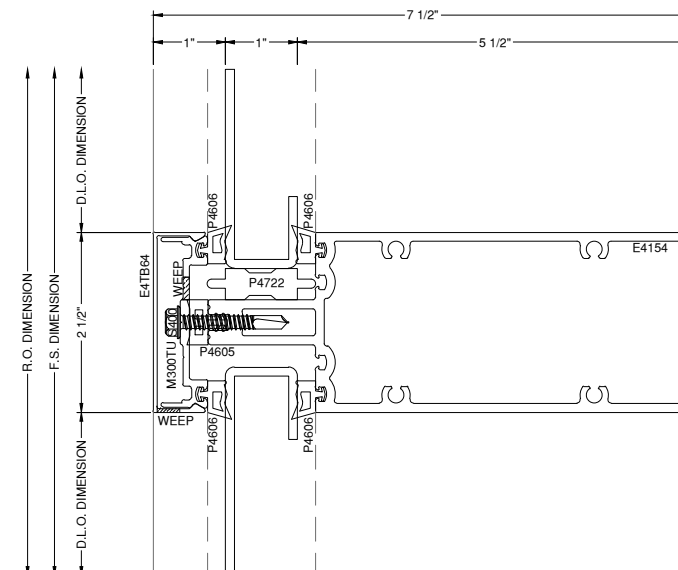
77 HORZ. DETAIL
DRAWING SCALE
24x36: 3/4:1
11x17: 3/8:1
400SS



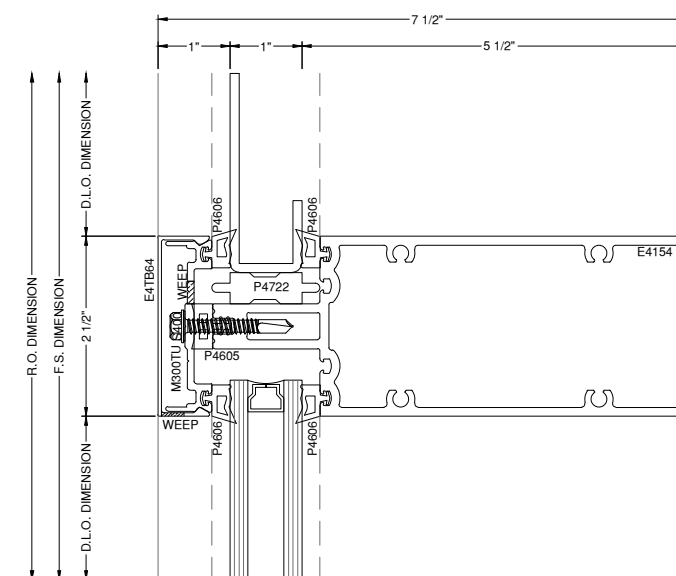
78 HORZ. DETAIL
DRAWING SCALE
24x36: 3/4:1
11x17: 3/8:1
400SS



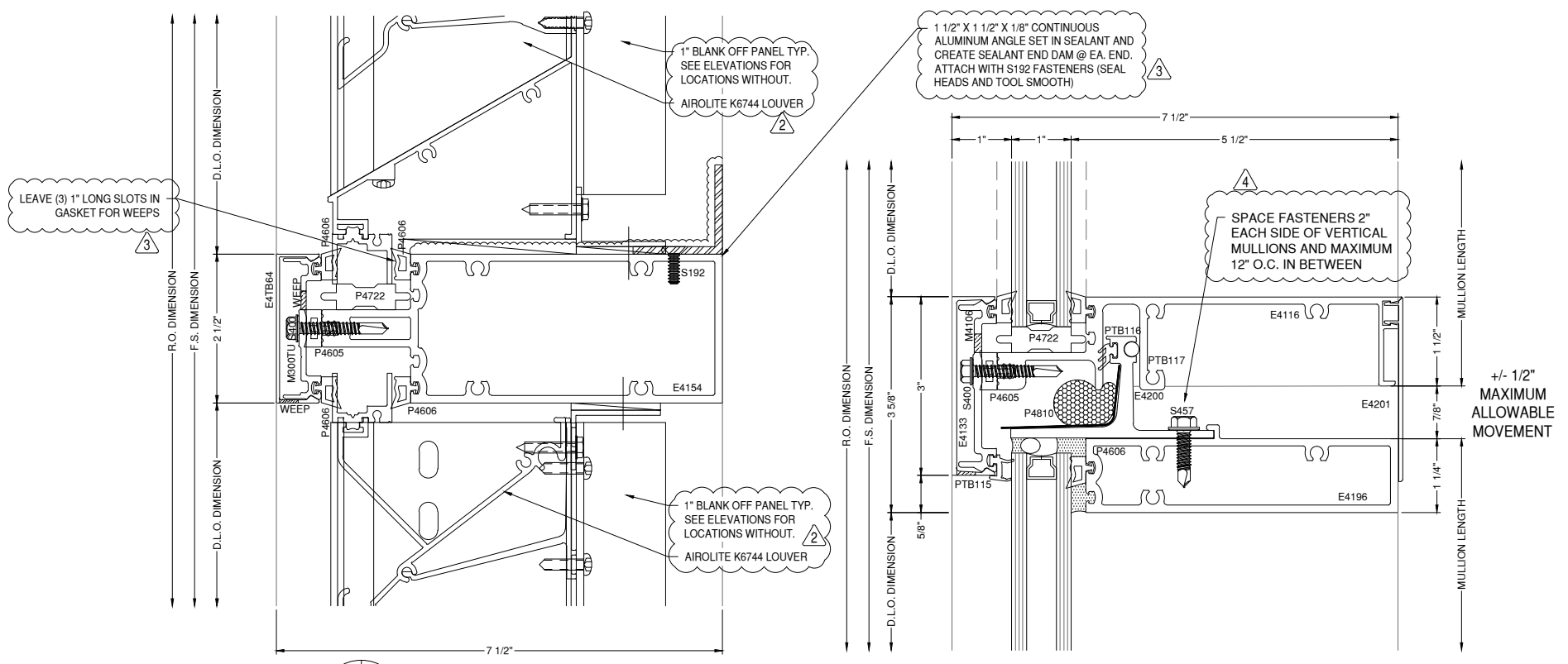
79 HORZ. DETAIL
DRAWING SCALE
24x36: 3/4:1
11x17: 3/8:1
400SS



80 HORZ. DETAIL
DRAWING SCALE
24x36: 3/4:1
11x17: 3/8:1
400SS



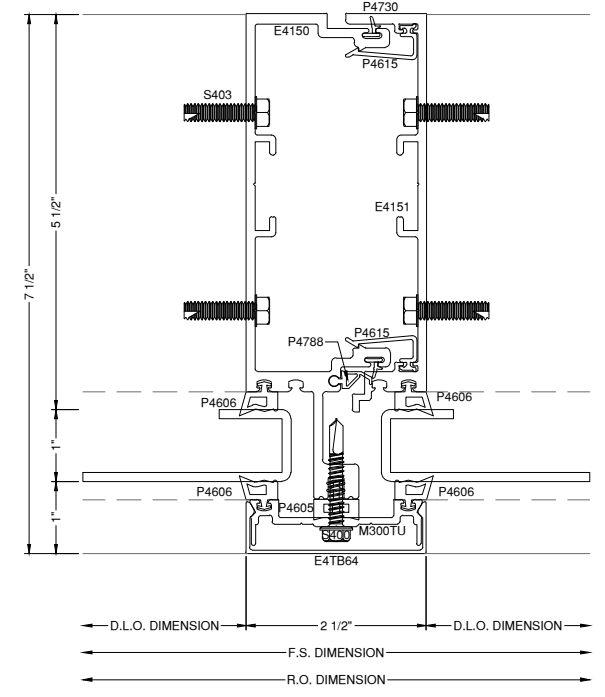
81 HORZ. DETAIL
DRAWING SCALE
24x36: 3/4:1
11x17: 3/8:1
400SS



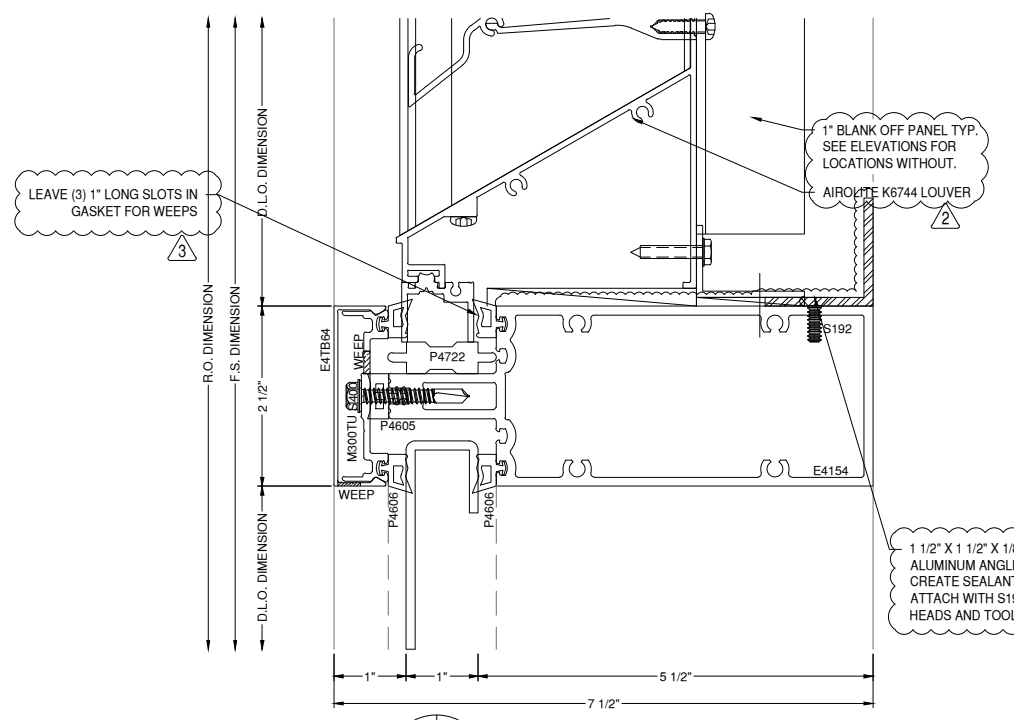
82 - HORZ. DETAIL
 DRAWING SCALE
 24x36: 3/4:1
 11x17: 3/8:1
 400SS

83 - EXP. HORZ. DETAIL
 DRAWING SCALE
 24x36: 3/4:1
 11x17: 3/8:1
 400SS

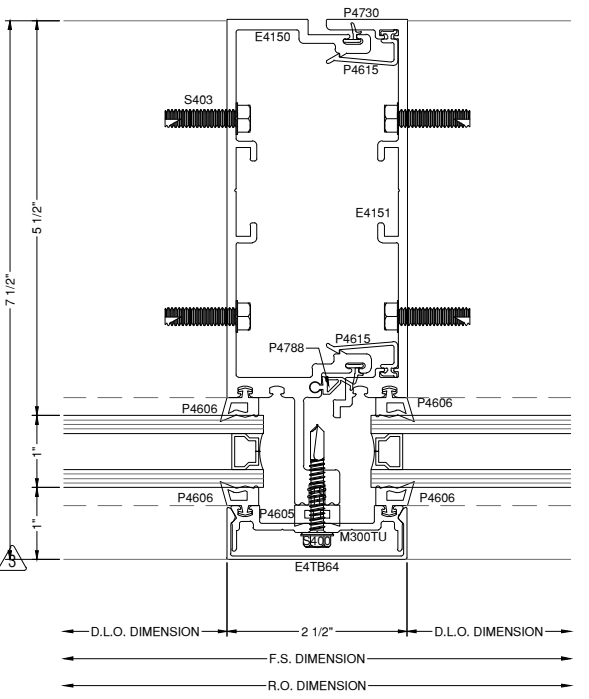
ANTI-BUCKLING CLIP NOTES:
 - REQUIRED 24" O.C. FRONT & BACK
 - START 2" FROM END OF MULLIONS
 - NOT REQUIRED AT DUAL STEEL BAR LOCATIONS



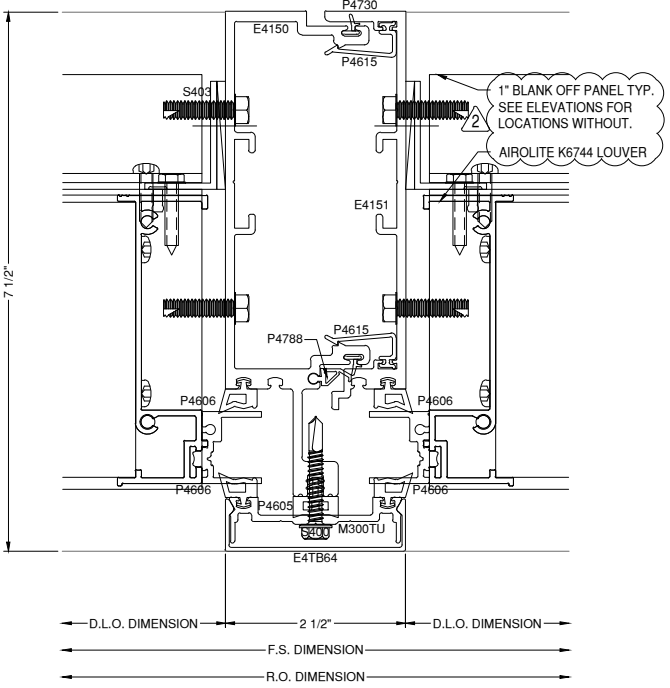
84 - VERT. DETAIL
 DRAWING SCALE
 24x36: 3/4:1
 11x17: 3/8:1
 400SS



85 - HORZ. DETAIL
 DRAWING SCALE
 24x36: 3/4:1
 11x17: 3/8:1
 400SS



86 - VERT. DETAIL
 DRAWING SCALE
 24x36: 3/4:1
 11x17: 3/8:1
 400SS



87 - VERT. DETAIL
 DRAWING SCALE
 24x36: 3/4:1
 11x17: 3/8:1
 400SS

GLAZING CONTRACTOR

999 STREET, ST
 CITY, STATE 99999
 PH: 999.999.9999

MP drafting & design
 www.MPDRAFTING.com
 P: 248.522.7096
 F: 248.522.7030

ARCHITECT:
 RULE JOY TRAMMELL RUBIO
 ARCHITECTURE/INTERIOR DESIGN
 300 GALLERIA PARKWAY SUITE 740
 ATLANTA, GA 30339
 P: 770.661.1492
 F: 770.661.1493
 ARCHITECT NOTE:
 ALL NOTES REQUESTING VERIFICATION,
 CONFIRMATION, OR INFORMATION THAT ARE
 NOT ANSWERED ARE ASSUMED TO BE
 CORRECT AS SHOWN ON THESE DRAWINGS.

STAMPS/ SUBMITTALS:

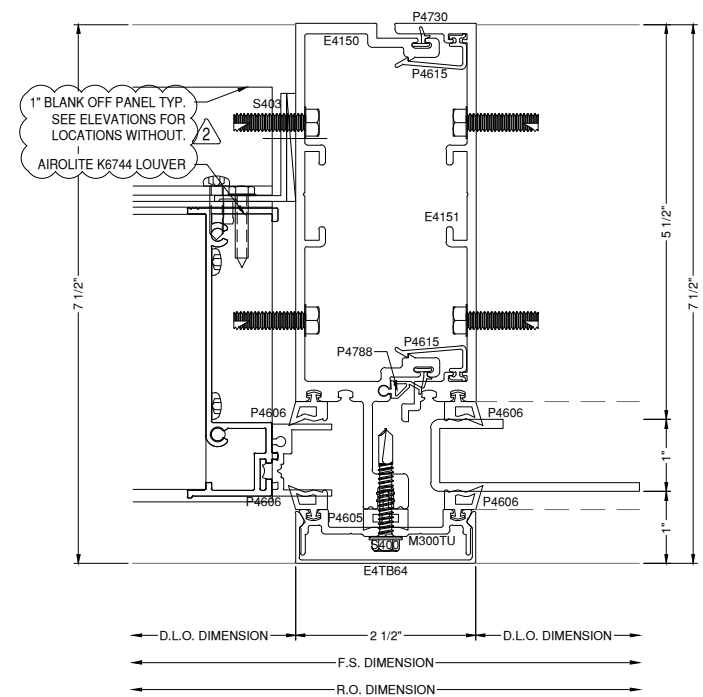
REVISION	DATE
0	10.25.19
1	01.24.20
2	04.07.20
3 - FIELD USE	05.01.20
4	07.22.20
5	10.12.20

PROJECT NUMBER:
19-329

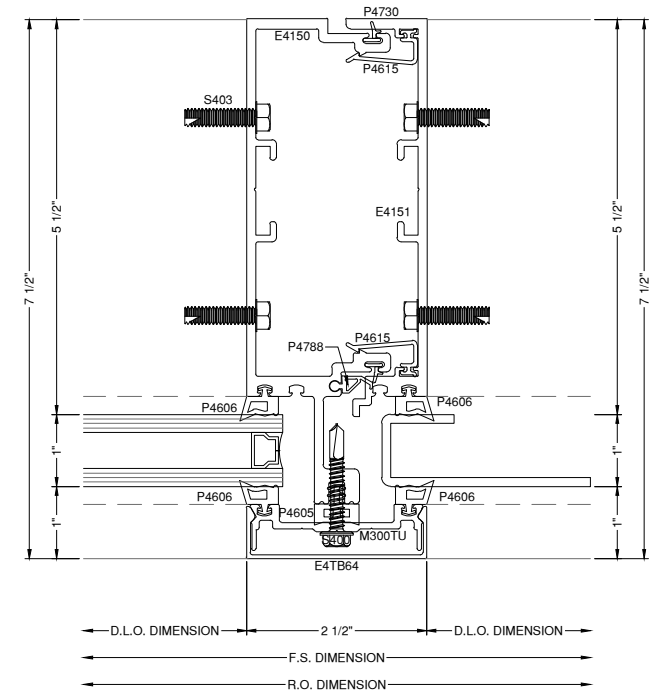
PROJECT NAME:
PROJECT 125

SHEET DESCRIPTION:
DETAILS

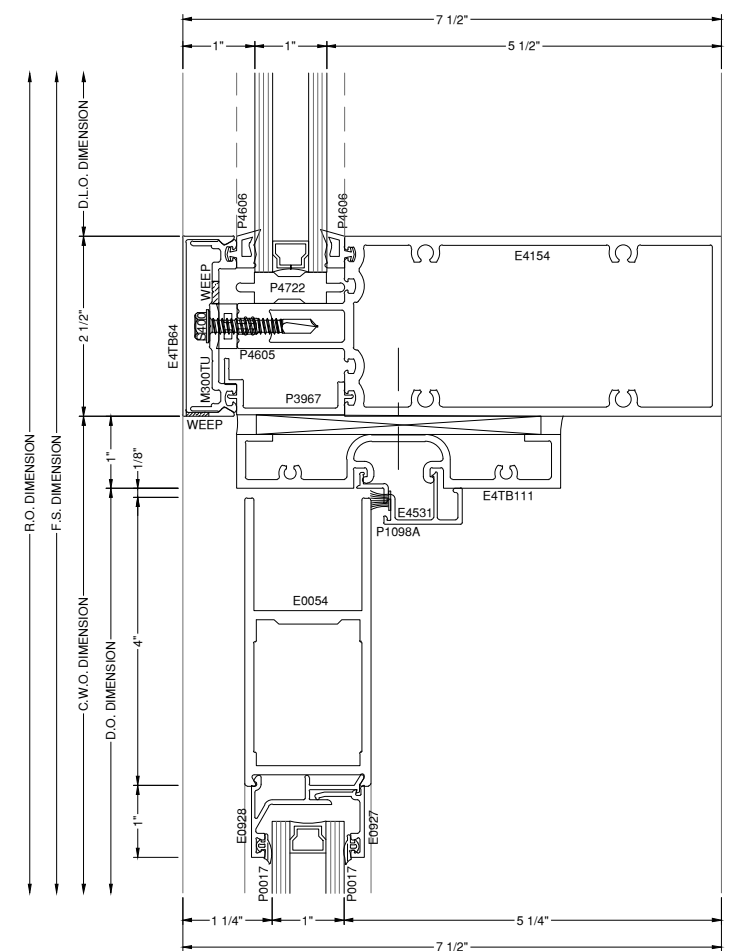
SHEET:
D41



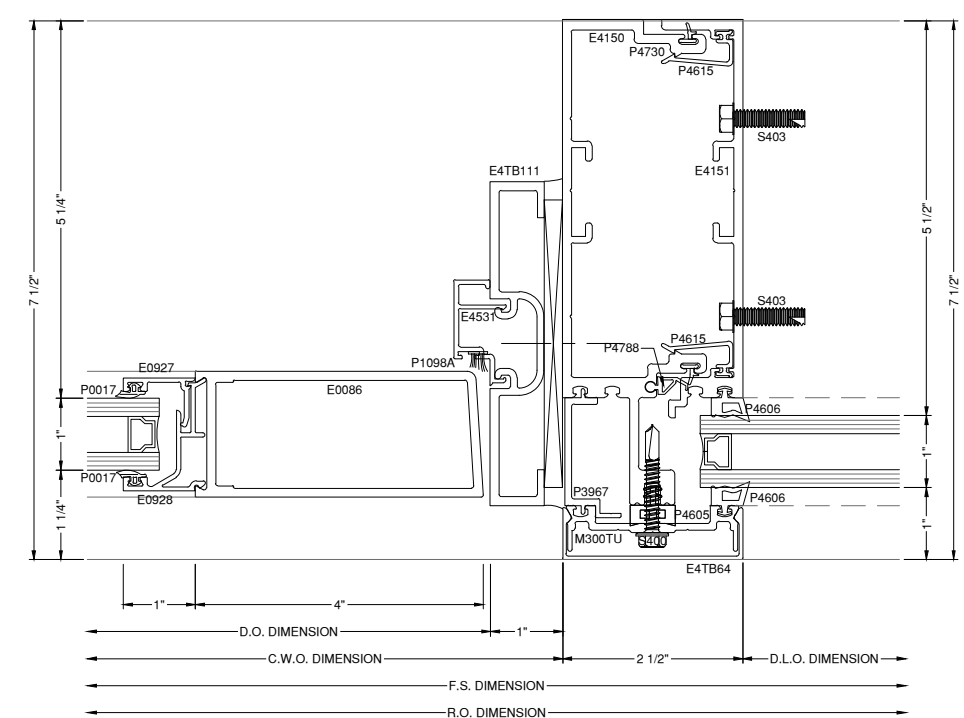
88 VERT. DETAIL 400SS
DRAWING SCALE
24x36: 3/4:1
11x17: 3/8:1



89 VERT. DETAIL 400SS
DRAWING SCALE
24x36: 3/4:1
11x17: 3/8:1



90 DOOR HEAD DETAIL 400SS
DRAWING SCALE
24x36: 3/4:1
11x17: 3/8:1



91 DOOR JAMB DETAIL 400SS
DRAWING SCALE
24x36: 3/4:1
11x17: 3/8:1

ANTI-BUCKLING CLIP NOTES:
- REQUIRED 24" O.C. FRONT & BACK
- START 2" FROM END OF MULLIONS
- NOT REQUIRED AT DUAL STEEL BAR LOCATIONS

GLAZING CONTRACTOR

999 STREET, ST
CITY, STATE 99999
PH: 999.999.9999

MP drafting & design
www.MPDRAFTING.com
P: 248.522.7096
F: 248.522.7030

ARCHITECT:
RULE JOY TRAMMELL RUBIO
ARCHITECTURE/INTERIOR DESIGN
300 GALLERIA PARKWAY SUITE 740
ATLANTA, GA 30339
P: 770.661.1492
F: 770.661.1493
ARCHITECT NOTE:
ALL NOTES REQUESTING VERIFICATION,
CONFIRMATION, OR INFORMATION THAT ARE
NOT ANSWERED ARE ASSUMED TO BE
CORRECT AS SHOWN ON THESE DRAWINGS.

STAMPS/ SUBMITTALS:

REVISION	DATE
0	10.25.19
1	01.24.20
2	04.07.20
3 - FIELD USE	05.01.20
4	07.22.20
5	10.12.20

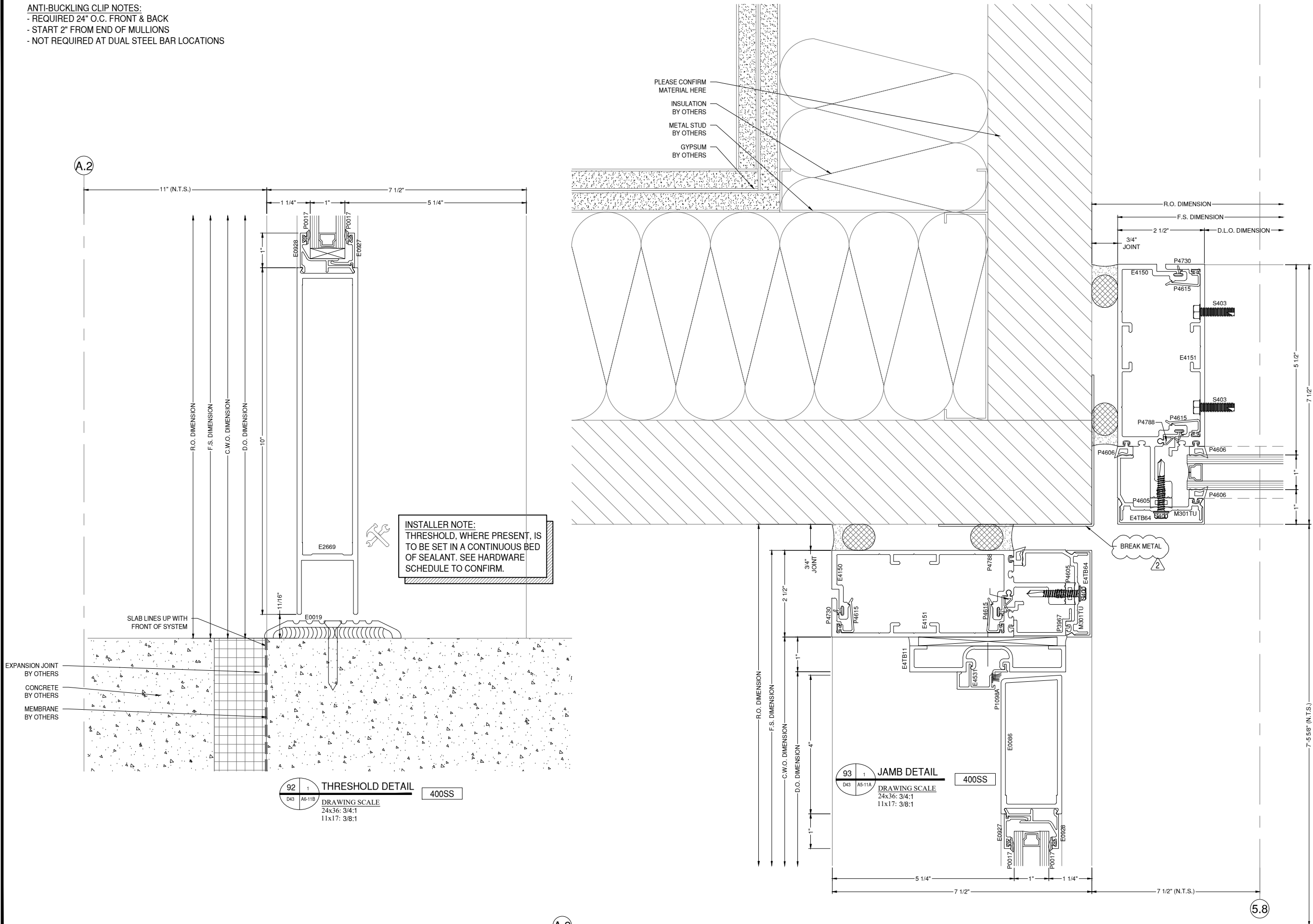
PROJECT NUMBER:
19-329

PROJECT NAME:
PROJECT 125

SHEET DESCRIPTION:
DETAILS

SHEET:
D42

ANTI-BUCKLING CLIP NOTES:
 - REQUIRED 24" O.C. FRONT & BACK
 - START 2" FROM END OF MULLIONS
 - NOT REQUIRED AT DUAL STEEL BAR LOCATIONS



INSTALLER NOTE:
 THRESHOLD, WHERE PRESENT, IS TO BE SET IN A CONTINUOUS BED OF SEALANT. SEE HARDWARE SCHEDULE TO CONFIRM.

92 1
 D43 A5-11A
THRESHOLD DETAIL
 DRAWING SCALE
 24x36: 3/4:1
 11x17: 3/8:1
 400SS

93 1
 D43 A5-11A
JAMB DETAIL
 DRAWING SCALE
 24x36: 3/4:1
 11x17: 3/8:1
 400SS

GLAZING CONTRACTOR

999 STREET, ST
 CITY, STATE 99999
 PH: 999.999.9999



www.MPDRAFTING.com
 P: 248.522.7096
 F: 248.522.7030

ARCHITECT:
 RULE JOY TRAMMELL RUBIO
 ARCHITECTURE/INTERIOR DESIGN
 300 GALLERIA PARKWAY SUITE 740
 ATLANTA, GA 30339
 P: 770.661.1492
 F: 770.661.1493

ARCHITECT NOTE:
 ALL NOTES REQUESTING VERIFICATION, CONFIRMATION, OR INFORMATION THAT ARE NOT ANSWERED ARE ASSUMED TO BE CORRECT AS SHOWN ON THESE DRAWINGS.

STAMPS/ SUBMITTALS:

REVISION	DATE
0	10.25.19
1	01.24.20
2	04.07.20
3 - FIELD USE	05.01.20
4	07.22.20
5	10.12.20

PROJECT NUMBER:
19-329

PROJECT NAME:
PROJECT 125

SHEET DESCRIPTION:
DETAILS

SHEET:
D43

ANTI-BUCKLING CLIP NOTES:
 - REQUIRED 24" O.C. FRONT & BACK
 - START 2" FROM END OF MULLIONS
 - NOT REQUIRED AT DUAL STEEL BAR LOCATIONS

GLAZING CONTRACTOR

999 STREET, ST
 CITY, STATE 99999
 PH: 999.999.9999

MP drafting & design
 www.MPDRAFTING.com
 P: 248.522.7096
 F: 248.522.7030

ARCHITECT:
 RULE JOY TRAMMELL RUBIO
 ARCHITECTURE/INTERIOR DESIGN
 300 GALLERIA PARKWAY SUITE 740
 ATLANTA, GA 30339
 P: 770.661.1492
 F: 770.661.1493
 ARCHITECT NOTE:
 ALL NOTES REQUESTING VERIFICATION,
 CONFIRMATION, OR INFORMATION THAT ARE
 NOT ANSWERED ARE ASSUMED TO BE
 CORRECT AS SHOWN ON THESE DRAWINGS.

**STAMPS/
 SUBMITTALS:**

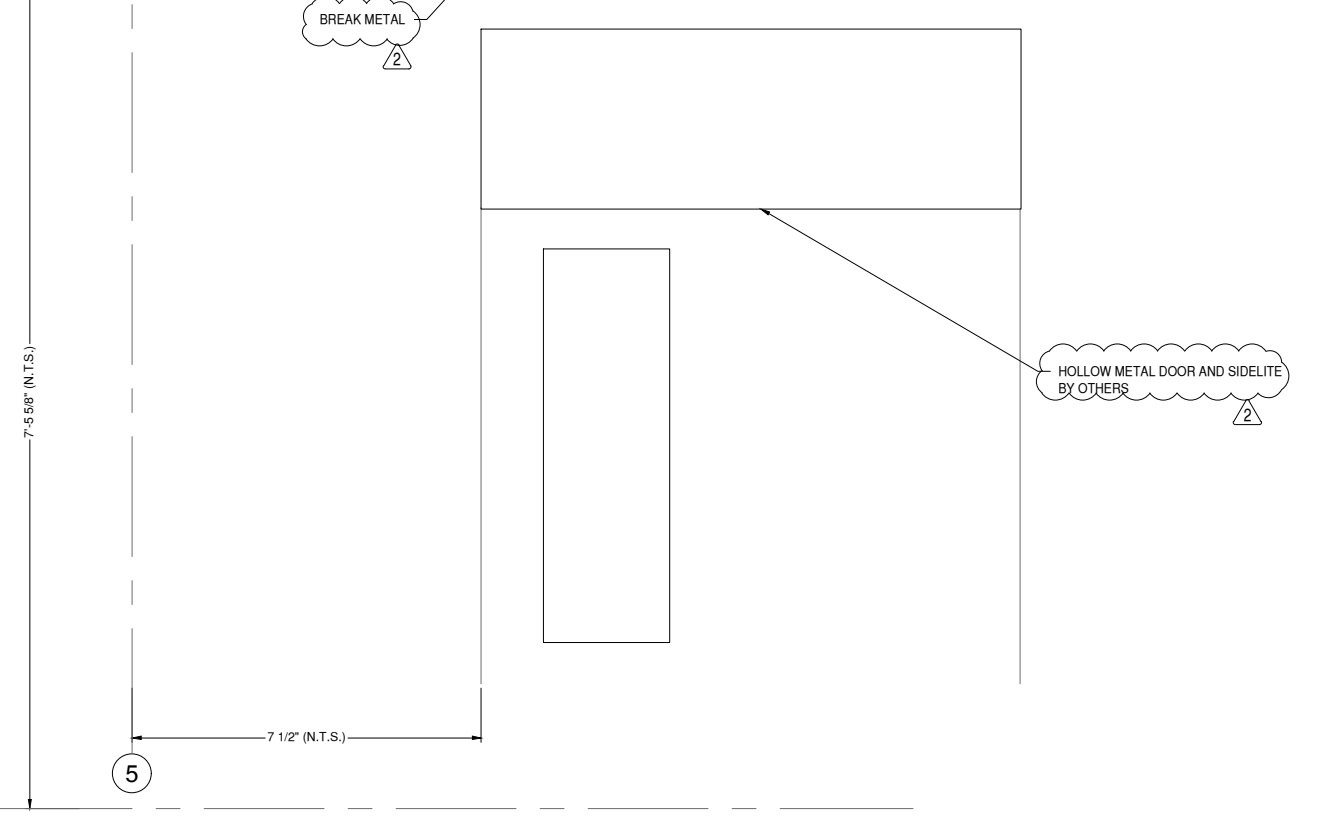
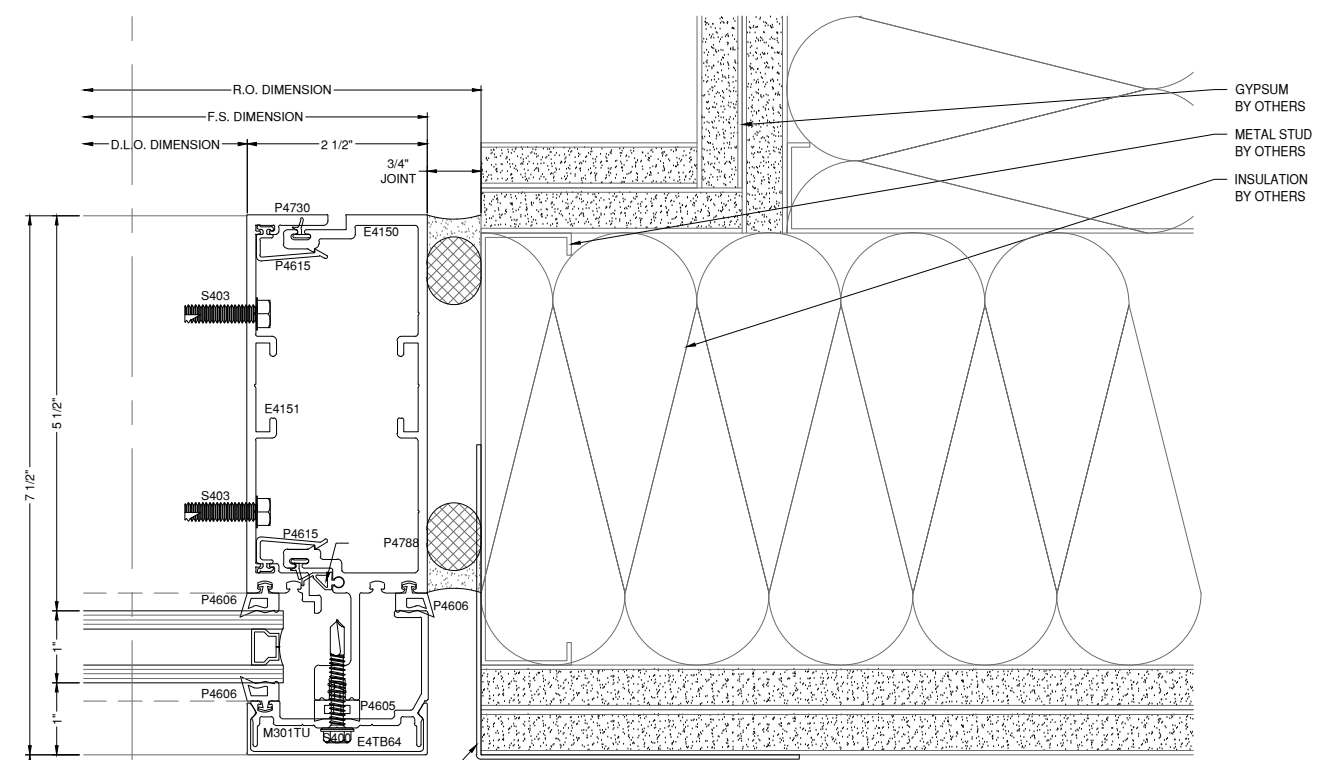
REVISION	DATE
0	10.25.19
1	01.24.20
2	04.07.20
3 - FIELD USE	05.01.20
4	07.22.20
5	10.12.20

PROJECT NUMBER:
19-329

PROJECT NAME:
PROJECT 125

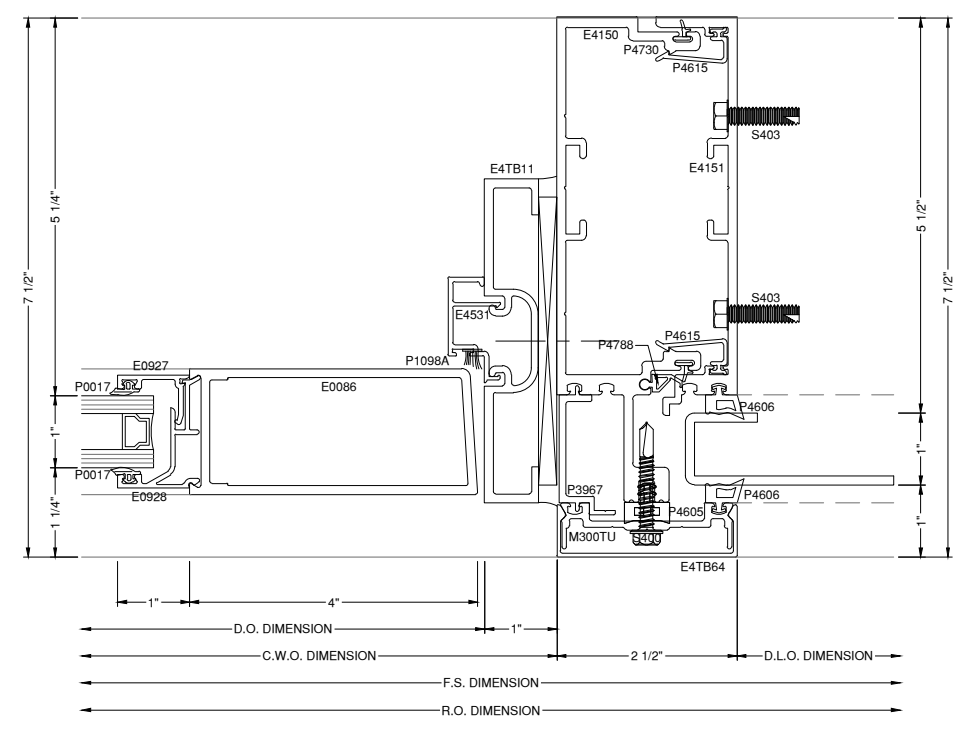
SHEET DESCRIPTION:
DETAILS

SHEET:
D44



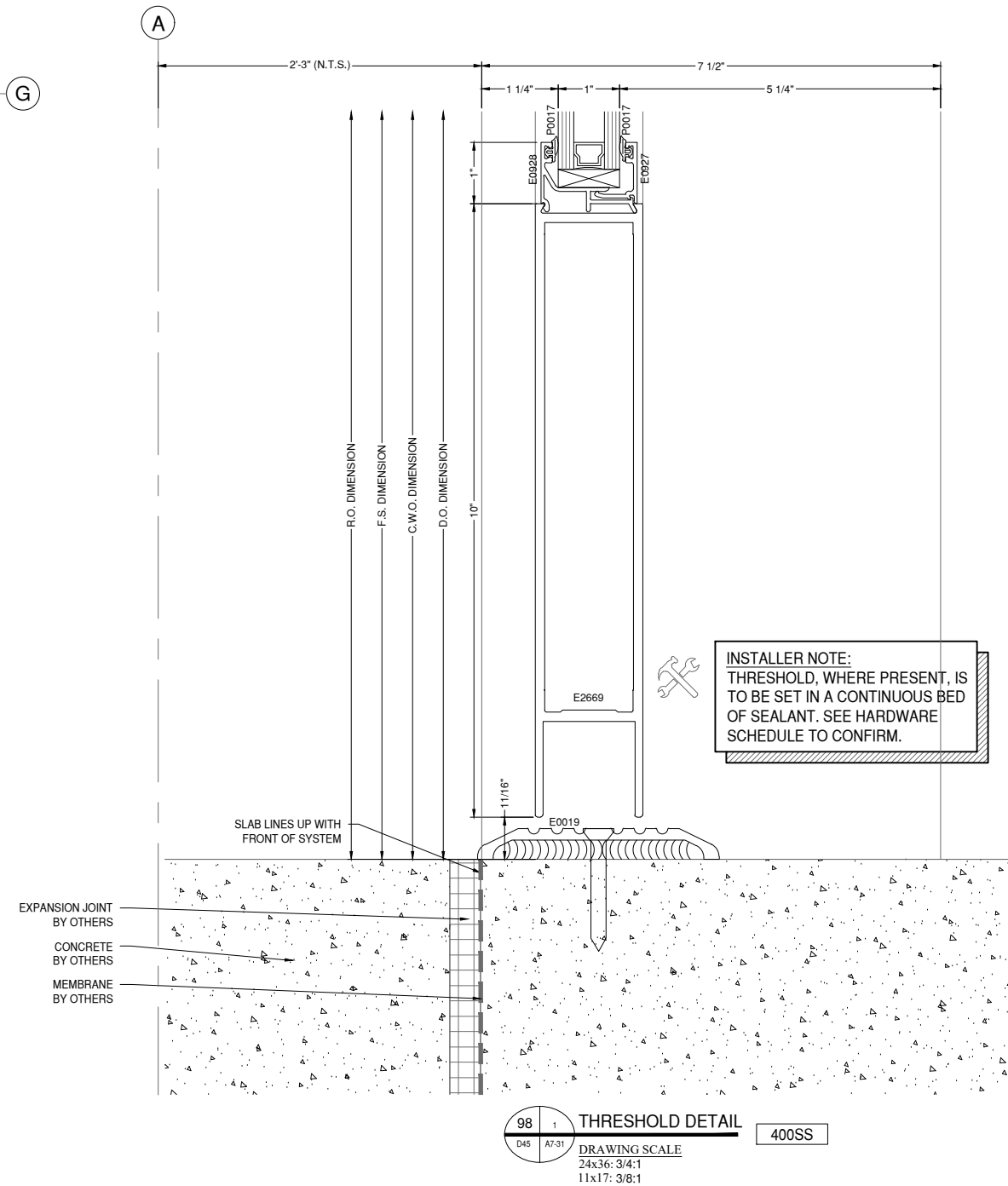
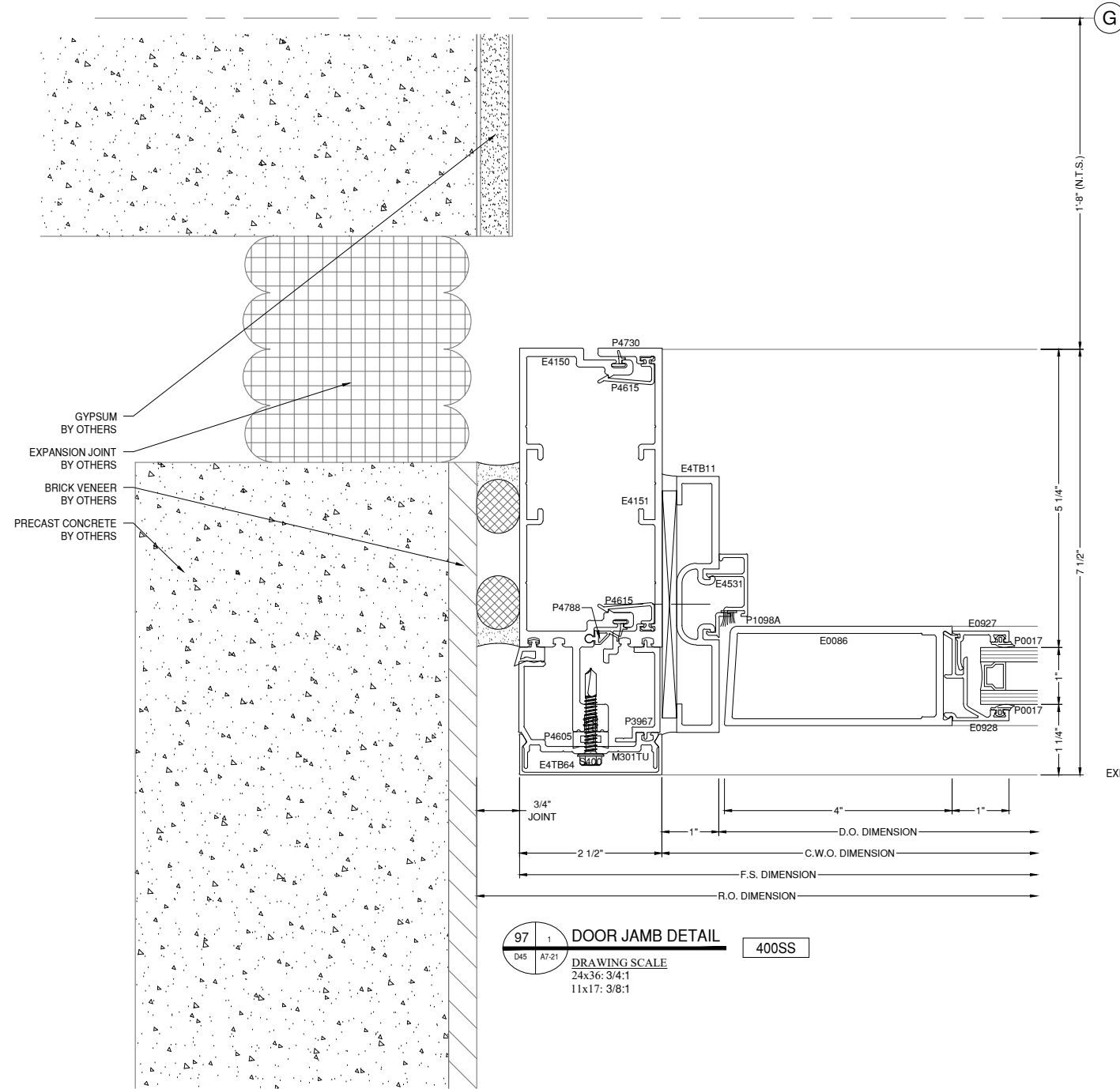
DETAIL NO LONGER USED

95 DOOR HEAD DETAIL 400SS
 DRAWING SCALE
 24x36: 3/4:1
 11x17: 3/8:1



96 DOOR JAMB DETAIL 400SS
 DRAWING SCALE
 24x36: 3/4:1
 11x17: 3/8:1

- ANTI-BUCKLING CLIP NOTES:**
- REQUIRED 24" O.C. FRONT & BACK
 - START 2" FROM END OF MULLIONS
 - NOT REQUIRED AT DUAL STEEL BAR LOCATIONS



GLAZING CONTRACTOR

999 STREET, ST
CITY, STATE 99999
PH: 999.999.9999



www.MPDRAFTING.com
P: 248.522.7096
F: 248.522.7030

ARCHITECT:

RULE JOY TRAMMELL RUBIO
ARCHITECTURE/INTERIOR DESIGN

300 GALLERIA PARKWAY SUITE 740
ATLANTA, GA 30339
P: 770.661.1492
F: 770.661.1493

ARCHITECT NOTE:
ALL NOTES REQUESTING VERIFICATION,
CONFIRMATION, OR INFORMATION THAT ARE
NOT ANSWERED ARE ASSUMED TO BE
CORRECT AS SHOWN ON THESE DRAWINGS.

STAMPS/ SUBMITTALS:

REVISION	DATE
0	10.25.19
1	01.24.20
2	04.07.20
3 - FIELD USE	05.01.20
4	07.22.20
5	10.12.20

PROJECT NUMBER:
19-329

PROJECT NAME:
PROJECT 125

SHEET DESCRIPTION:
DETAILS

SHEET:
D45

GLAZING CONTRACTOR

999 STREET, ST
CITY, STATE 99999
PH: 999.999.9999



www.MPDRAFTING.com

P: 248.522.7096
F: 248.522.7030

ARCHITECT:

RULE JOY TRAMMELL RUBIO
ARCHITECTURE/INTERIOR DESIGN

300 GALLERIA PARKWAY SUITE 740
ATLANTA, GA 30339
P: 770.661.1492
F: 770.661.1493

ARCHITECT NOTE:
ALL NOTES REQUESTING VERIFICATION,
CONFIRMATION, OR INFORMATION THAT ARE
NOT ANSWERED ARE ASSUMED TO BE
CORRECT AS SHOWN ON THESE DRAWINGS.

STAMPS/ SUBMITTALS:

REVISION	DATE
0	10.25.19
1	01.24.20
2	04.07.20
3 - FIELD USE	05.01.20
4	07.22.20
5	10.12.20

PROJECT NUMBER:

19-329

PROJECT NAME:

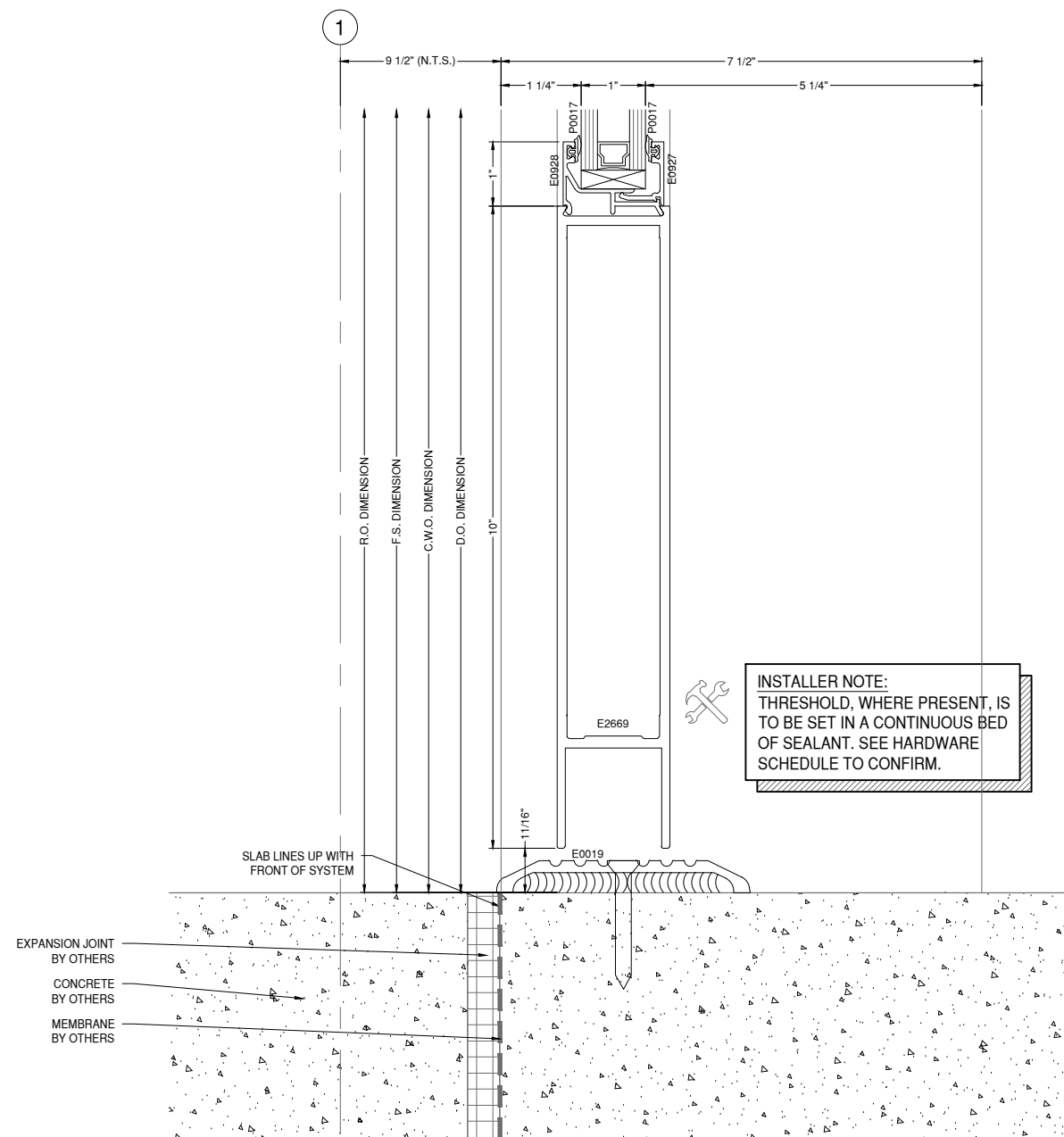
PROJECT 125

SHEET DESCRIPTION:

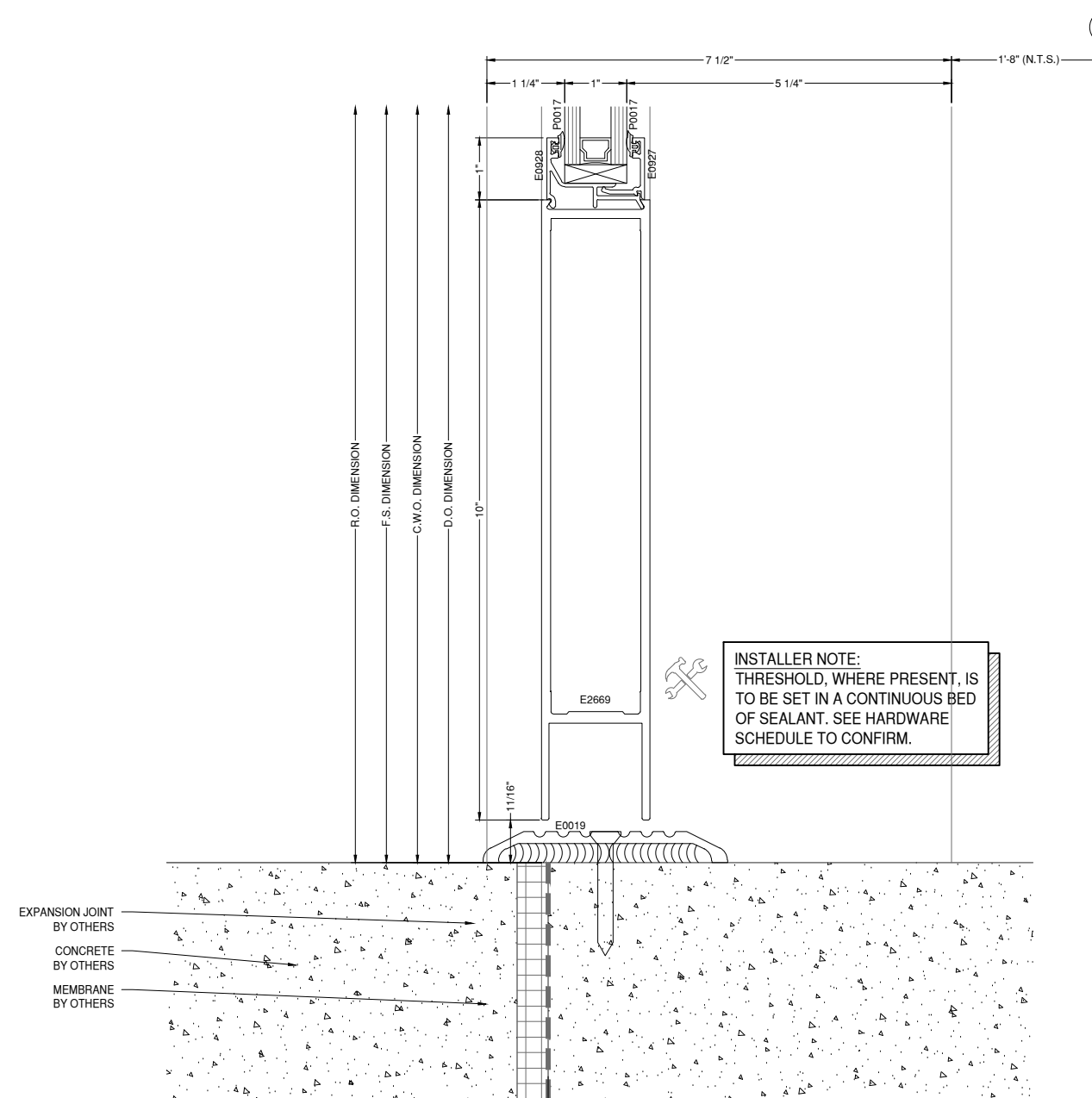
DETAILS

SHEET:

D46



99 2 THRESHOLD DETAIL 400SS
DRAWING SCALE
24x36: 3/4:1
11x17: 3/8:1



100 THRESHOLD DETAIL 400SS
DRAWING SCALE
24x36: 3/4:1
11x17: 3/8:1

GLAZING CONTRACTOR

999 STREET, ST
CITY, STATE 99999
PH: 999.999.9999

MP drafting
& design

www.MPDRAFTING.com

P: 248.522.7096
F: 248.522.7030

ARCHITECT:

RULE JOY TRAMMELL RUBIO
ARCHITECTURE/INTERIOR DESIGN

300 GALLERIA PARKWAY SUITE 740
ATLANTA, GA 30339
P: 770.661.1492
F: 770.661.1493

ARCHITECT NOTE:
ALL NOTES REQUESTING VERIFICATION,
CONFIRMATION, OR INFORMATION THAT ARE
NOT ANSWERED ARE ASSUMED TO BE
CORRECT AS SHOWN ON THESE DRAWINGS.

STAMPS/ SUBMITTALS:

REVISION	DATE
0	10.25.19
1	01.24.20
2	04.07.20
3 - FIELD USE	05.01.20
4	07.22.20
5	10.12.20

PROJECT NUMBER:

19-329

PROJECT NAME:

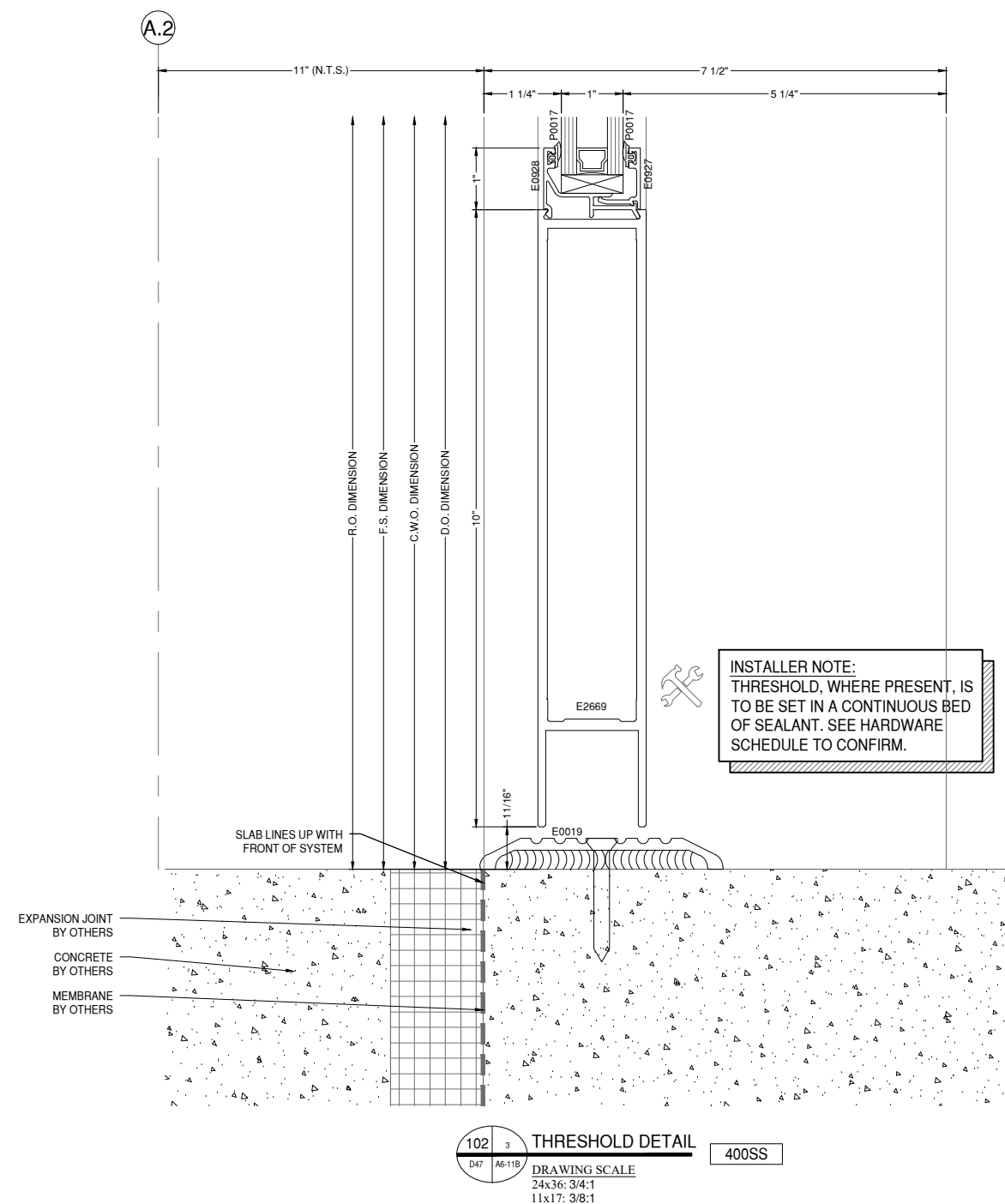
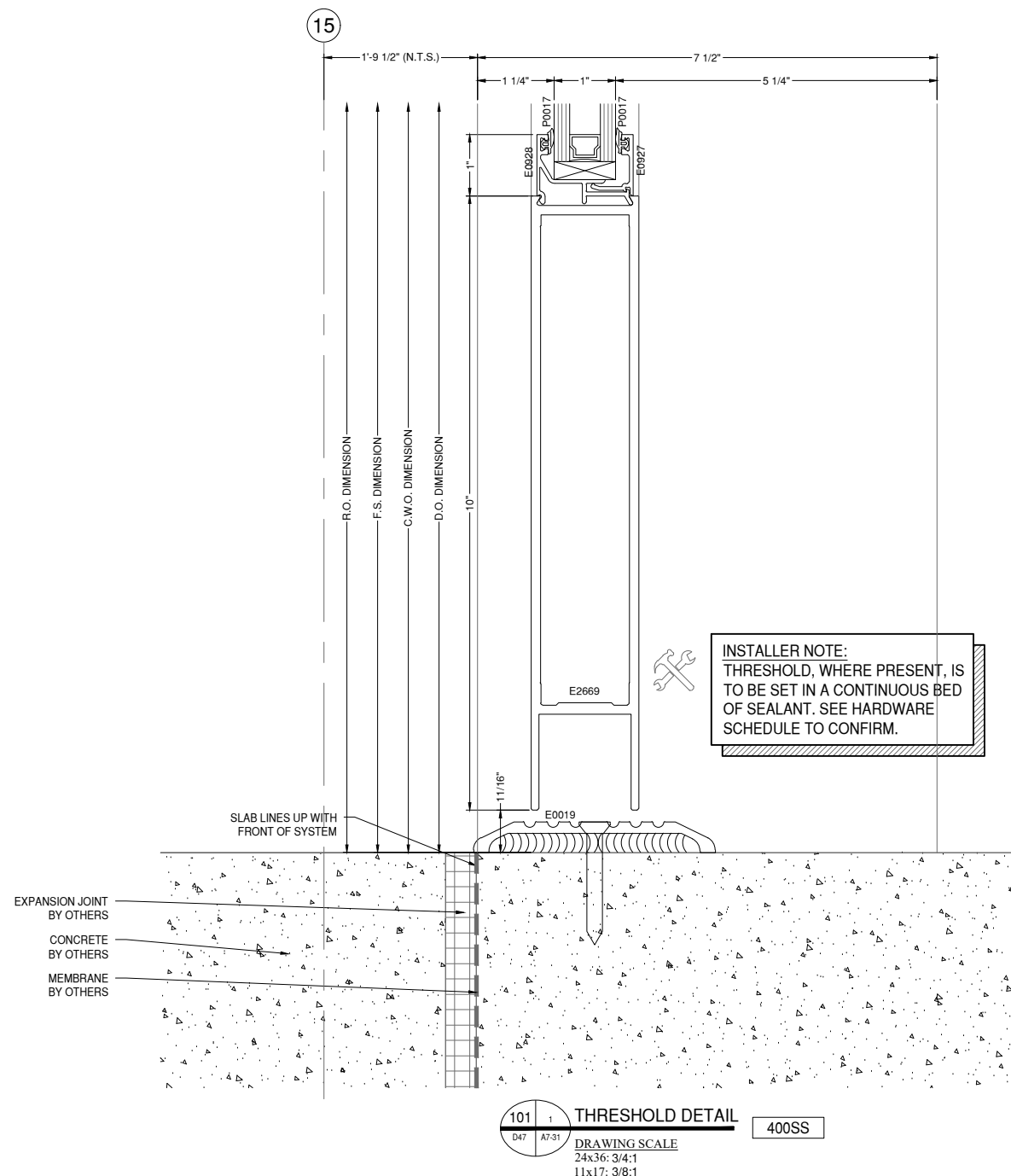
PROJECT 125

SHEET DESCRIPTION:

DETAILS

SHEET:

D47



ANTI-BUCKLING CLIP NOTES:
 - REQUIRED 24" O.C. FRONT & BACK
 - START 2" FROM END OF MULLIONS
 - NOT REQUIRED AT DUAL STEEL BAR LOCATIONS

GLAZING CONTRACTOR

999 STREET, ST
 CITY, STATE 99999
 PH: 999.999.9999



www.MPDRAFTING.com
 P: 248.522.7096
 F: 248.522.7030

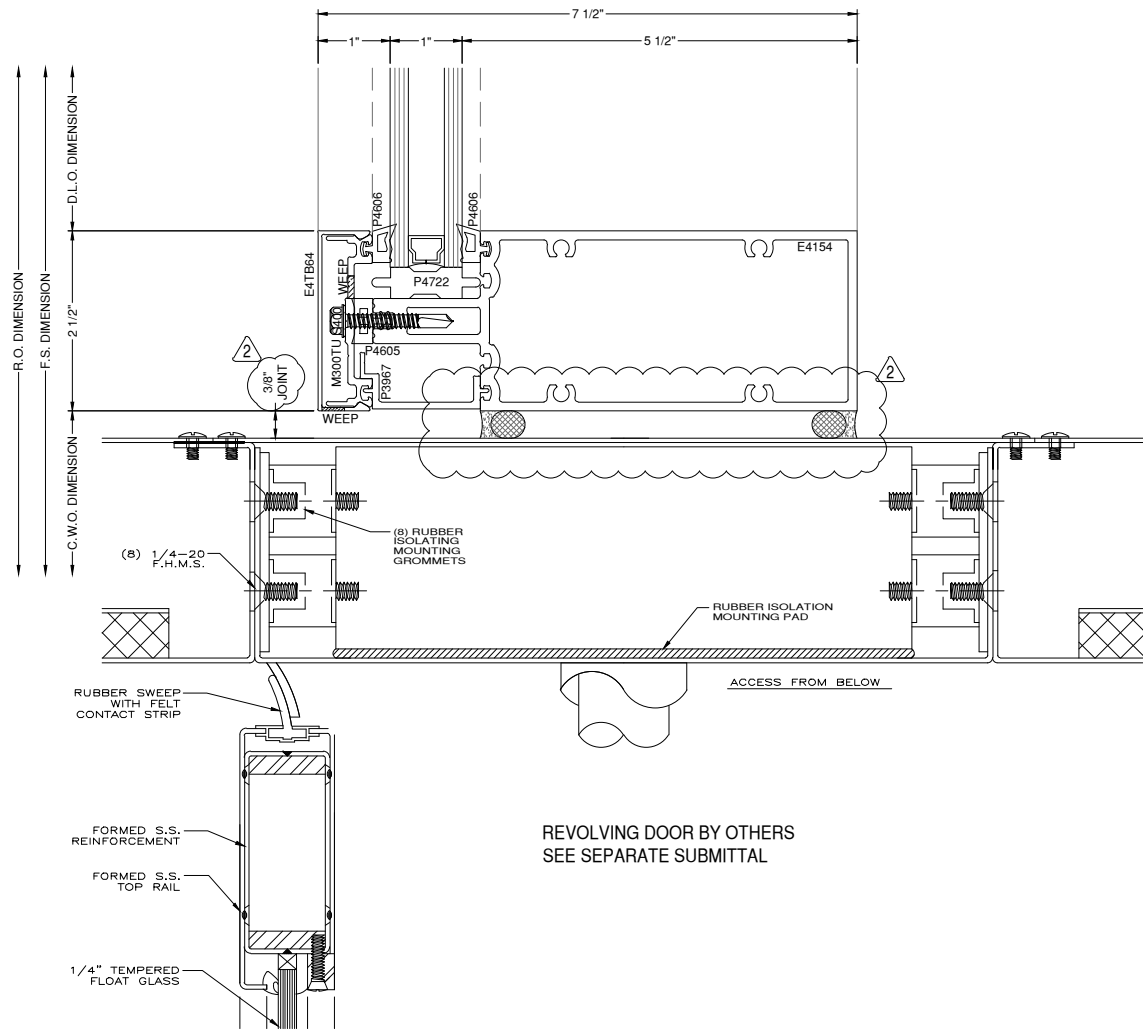
ARCHITECT:

RULE JOY TRAMMELL RUBIO
 ARCHITECTURE/INTERIOR DESIGN

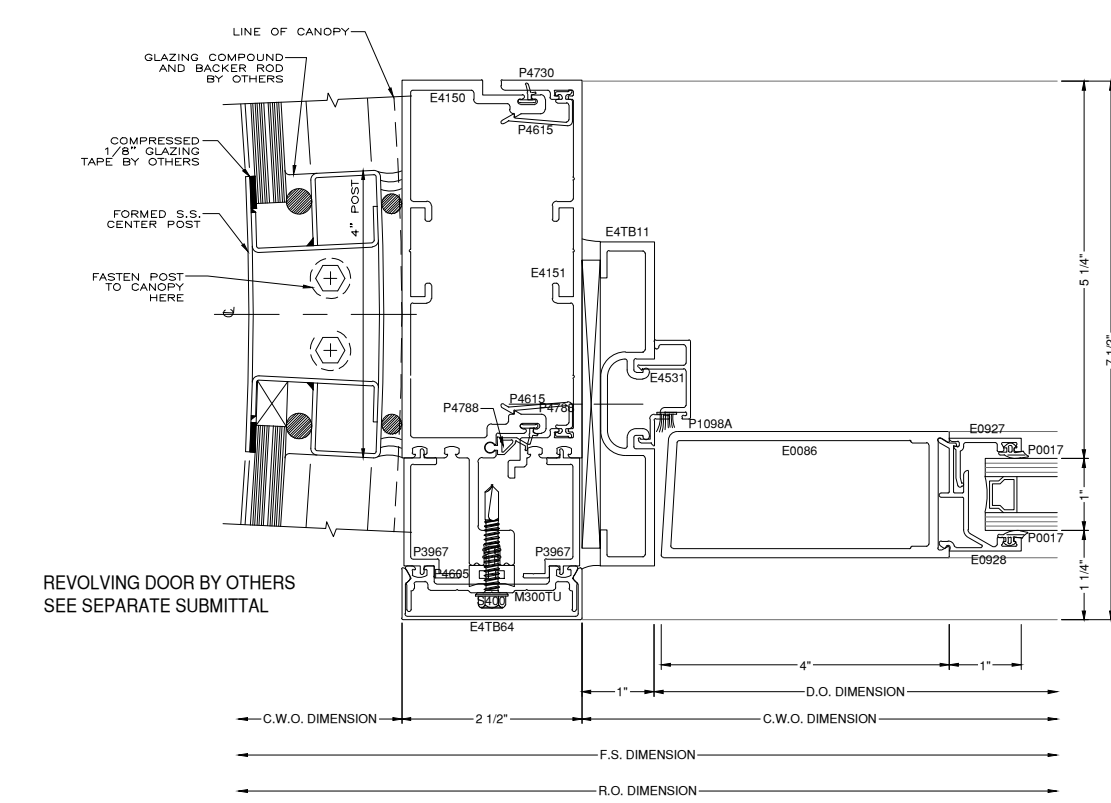
300 GALLERIA PARKWAY SUITE 740
 ATLANTA, GA 30339
 P: 770.661.1492
 F: 770.661.1493

ARCHITECT NOTE:
 ALL NOTES REQUESTING VERIFICATION,
 CONFIRMATION, OR INFORMATION THAT ARE
 NOT ANSWERED ARE ASSUMED TO BE
 CORRECT AS SHOWN ON THESE DRAWINGS.

STAMPS/ SUBMITTALS:



103 1 HEAD DETAIL 400SS
 D48 A7-31 DRAWING SCALE
 24x36: 3/4:1
 11x17: 3/8:1



104 1 DOOR JAMB DETAIL 400SS
 D48 A7-31 DRAWING SCALE
 24x36: 3/4:1
 11x17: 3/8:1

REVISION	DATE
0	10.25.19
1	01.24.20
2	04.07.20
3 - FIELD USE	05.01.20
4	07.22.20
5	10.12.20

PROJECT NUMBER:
19-329

PROJECT NAME:
PROJECT 125

SHEET DESCRIPTION:
DETAILS

SHEET:
D48

GLAZING CONTRACTOR

999 STREET, ST
CITY, STATE 99999
PH: 999.999.9999

MP drafting
& design

www.MPDRAFTING.com

P: 248.522.7096
F: 248.522.7030

ARCHITECT:

RULE JOY TRAMMELL RUBIO
ARCHITECTURE/INTERIOR DESIGN

300 GALLERIA PARKWAY SUITE 740
ATLANTA, GA 30339
P: 770.661.1492
F: 770.661.1493

ARCHITECT NOTE:
ALL NOTES REQUESTING VERIFICATION,
CONFIRMATION, OR INFORMATION THAT ARE
NOT ANSWERED ARE ASSUMED TO BE
CORRECT AS SHOWN ON THESE DRAWINGS.

STAMPS/ SUBMITTALS:

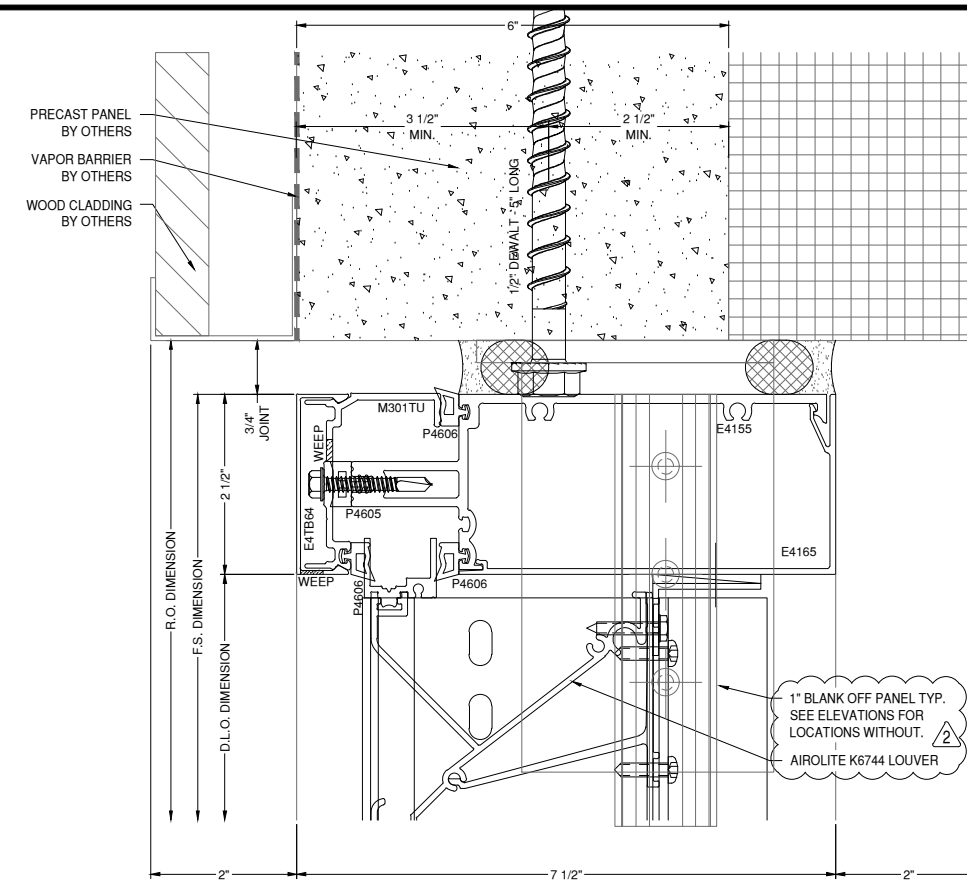
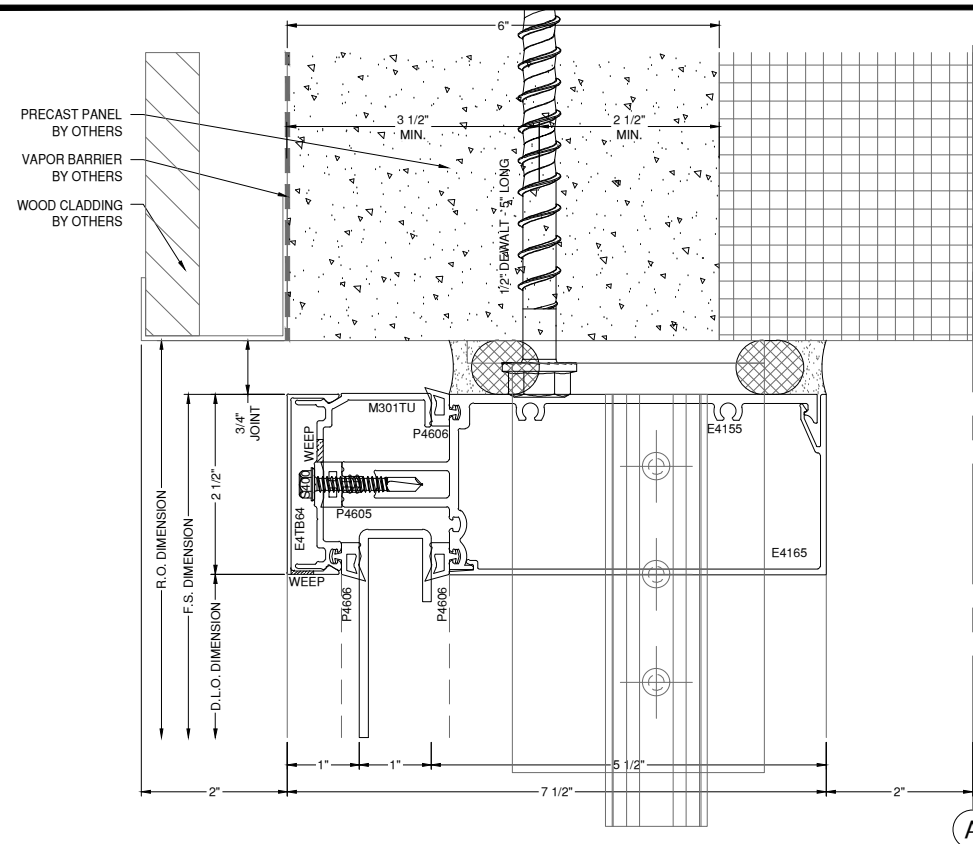
REVISION	DATE
0	10.25.19
1	01.24.20
2	04.07.20
3 - FIELD USE	05.01.20
4	07.22.20
5	10.12.20

PROJECT NUMBER:
19-329

PROJECT NAME:
PROJECT 125

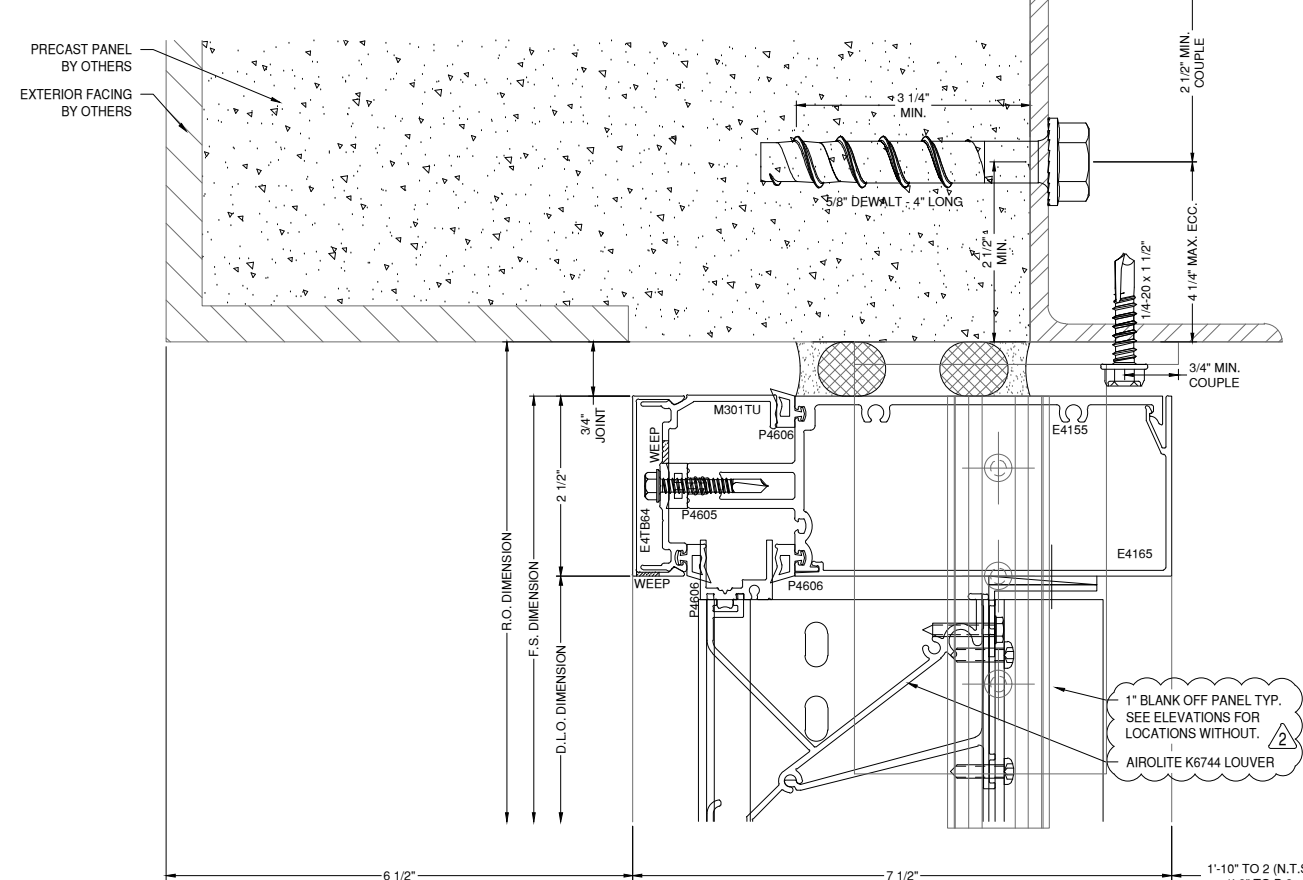
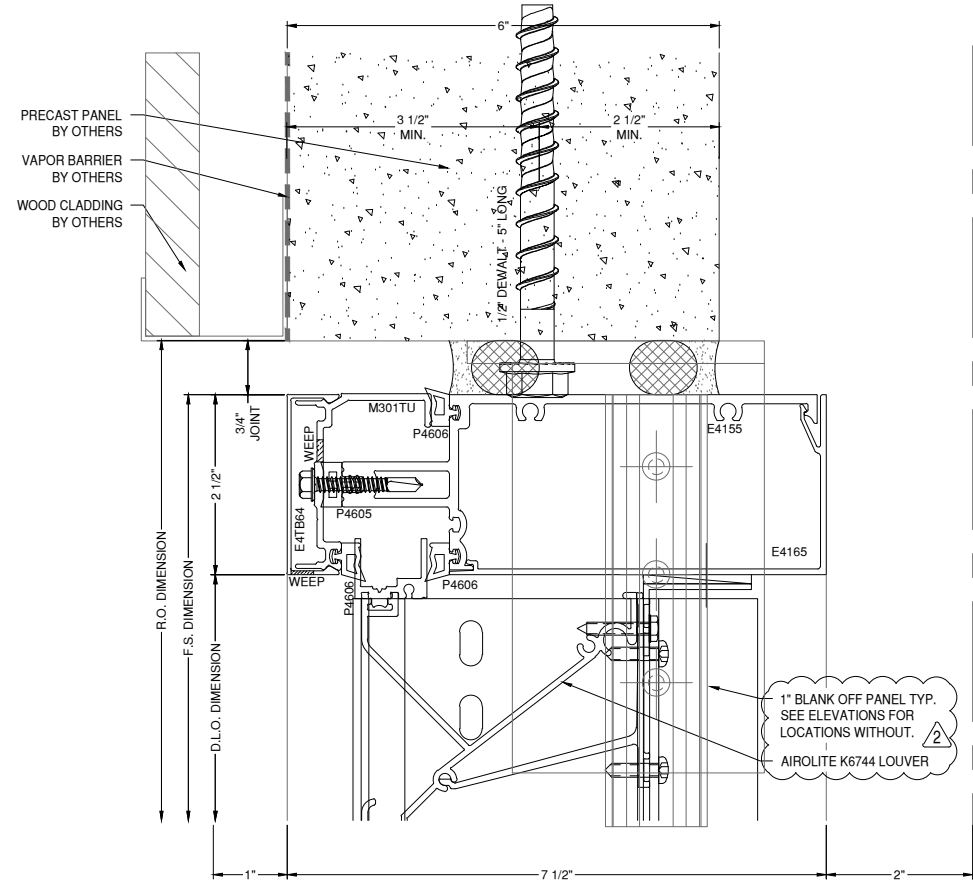
SHEET DESCRIPTION:
DETAILS

SHEET:
D49



105 HEAD DETAIL
DRAWING SCALE
24x36: 3/4:1
11x17: 3/8:1
400SS

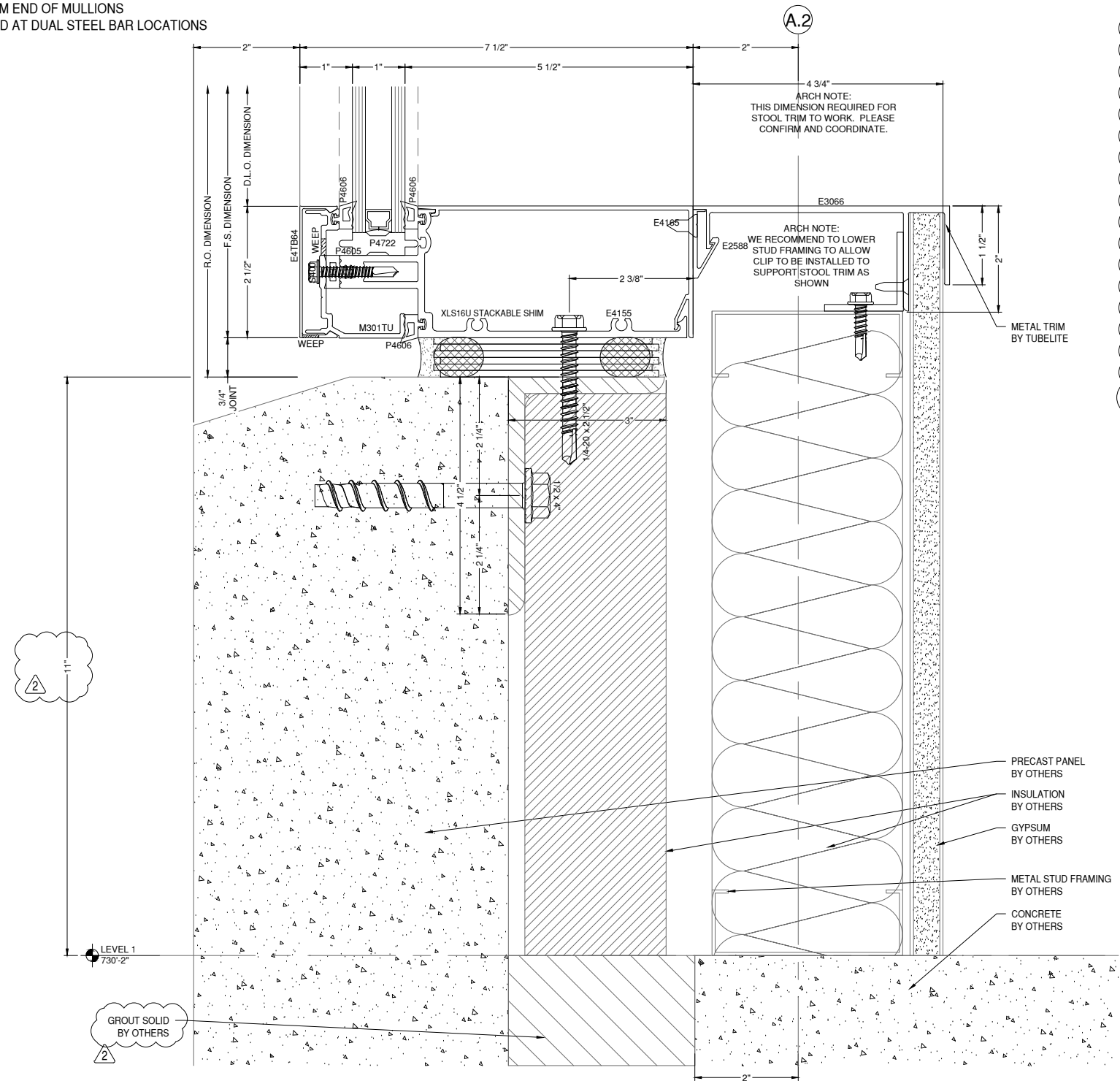
106 HEAD DETAIL
DRAWING SCALE
24x36: 3/4:1
11x17: 3/8:1
400SS



107 HEAD DETAIL
DRAWING SCALE
24x36: 3/4:1
11x17: 3/8:1
400SS

108 HEAD DETAIL
DRAWING SCALE
24x36: 3/4:1
11x17: 3/8:1
400SS

ANTI-BUCKLING CLIP NOTES:
 - REQUIRED 24" O.C. FRONT & BACK
 - START 2" FROM END OF MULLIONS
 - NOT REQUIRED AT DUAL STEEL BAR LOCATIONS



111 3 SILL DETAIL 400SS
 D51 A6-11C DRAWING SCALE 24x36: 3/4:1 11x17: 3/8:1

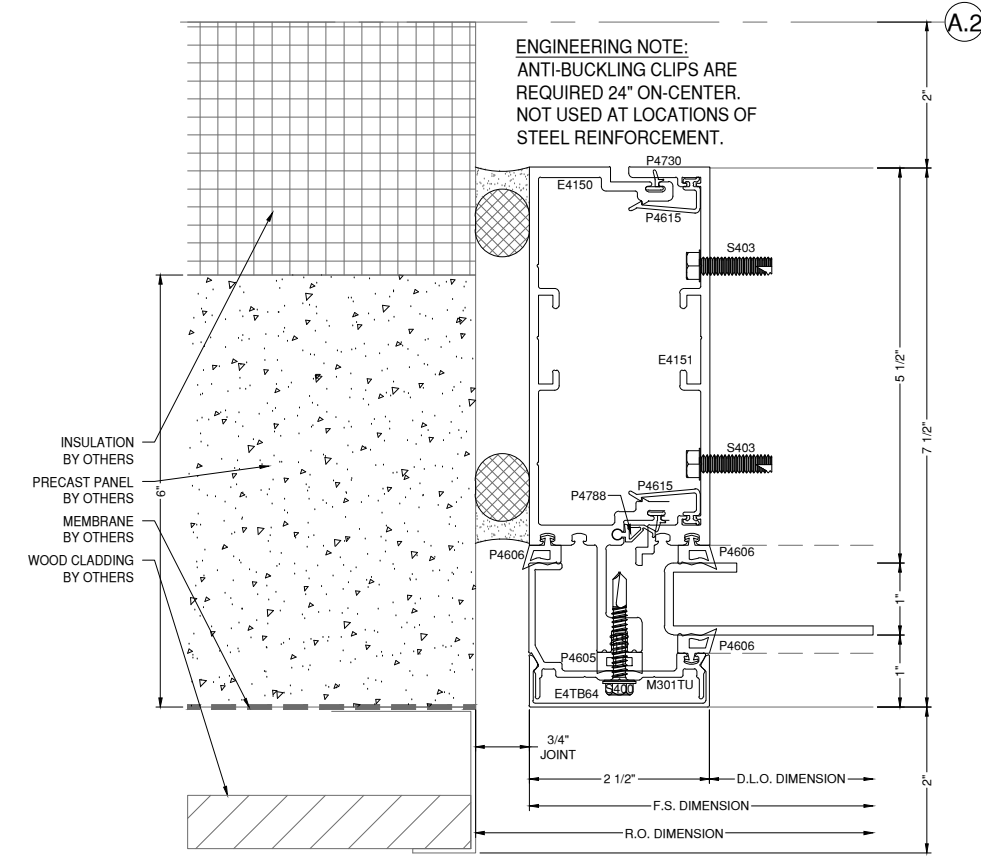
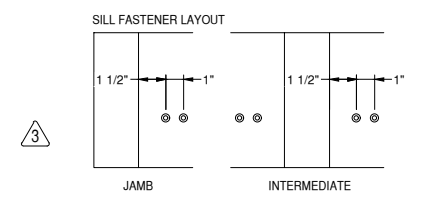
A (STEEL INTERMEDIATE):
 (4) 1/4" SAE GRADE 5 - 1/4-20 FASTENERS INTO A36 STEEL ANGLE, (2) EACH SIDE OF INTERMEDIATE VERTICAL, SPACED 1" APART TYPICALLY.

A (STEEL JAMB):
 (2) 1/4" SAE GR 5 - 1/4-20 FASTENER INTO A36 STEEL ANGLE, (2) DLO SIDE OF THE JAMB SPACED 1" APART TYPICALLY. LOCATE FASTENER 1 1/2" MAX FROM FACE OF VERTICAL MULLIONS

B (ANGLE):
 5/16" THICK CONTINUOUS A36 STEEL IS ADEQUATE AS SHOWN

C (CONCRETE INTERMEDIATE):
 (4) 1/2" DIA DEWALT SCREW BOLT
 MIN EDGE = 2 1/4"
 EMBED = 3"
 MIN SPACING = 5"
 MIN CURB THICKNESS = 6"
 (2) EACH SIDE OF INTERMEDIATE MULLION, FIRST FASTENER EACH SIDE SPACED 2 1/2" FROM CENTERLINE OF INTERMEDIATE VERTICALS

C (CONCRETE JAMB):
 (2) 1/2" DIA DEWALT SCREW BOLT
 MIN. EDGE = 2 1/4"
 EMBED = 3"
 MIN SPACING = 5"
 MIN CURB THICKNESS 6"
 (2) DLO SIDE OF JAMB MULLION, LOCATE FIRST ANCHOR 1" MAX FROM FACE OF VERTICAL MULLION



112 JAMB DETAIL 400SS
 D51 DRAWING SCALE 24x36: 3/4:1 11x17: 3/8:1

GLAZING CONTRACTOR

999 STREET, ST
 CITY, STATE 99999

PH: 999.999.9999

MP drafting & design
 www.MPDRAFTING.com
 P: 248.522.7096
 F: 248.522.7030

ARCHITECT:
 RULE JOY TRAMMELL RUBIO
 ARCHITECTURE/INTERIOR DESIGN
 300 GALLERIA PARKWAY SUITE 740
 ATLANTA, GA 30339
 P: 770.661.1492
 F: 770.661.1493

ARCHITECT NOTE:
 ALL NOTES REQUESTING VERIFICATION, CONFIRMATION, OR INFORMATION THAT ARE NOT ANSWERED ARE ASSUMED TO BE CORRECT AS SHOWN ON THESE DRAWINGS.

STAMPS/ SUBMITTALS:

REVISION	DATE
0	10.25.19
1	01.24.20
2	04.07.20
3 - FIELD USE	05.01.20
4	07.22.20
5	10.12.20

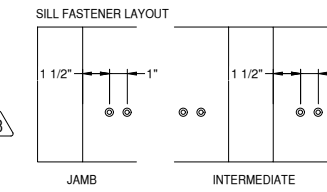
PROJECT NUMBER:
19-329

PROJECT NAME:
PROJECT 125

SHEET DESCRIPTION:
DETAILS

SHEET:
D51

- ANTI-BUCKLING CLIP NOTES:
 - REQUIRED 24" O.C. FRONT & BACK
 - START 2" FROM END OF MULLIONS
 - NOT REQUIRED AT DUAL STEEL BAR LOCATIONS



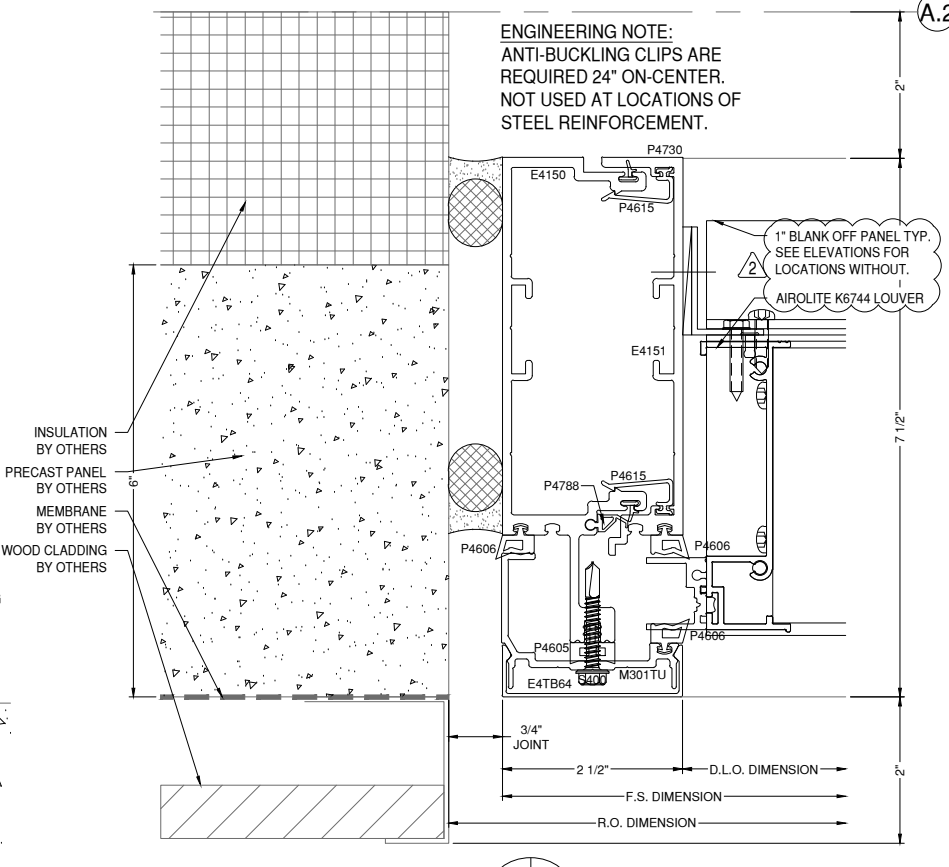
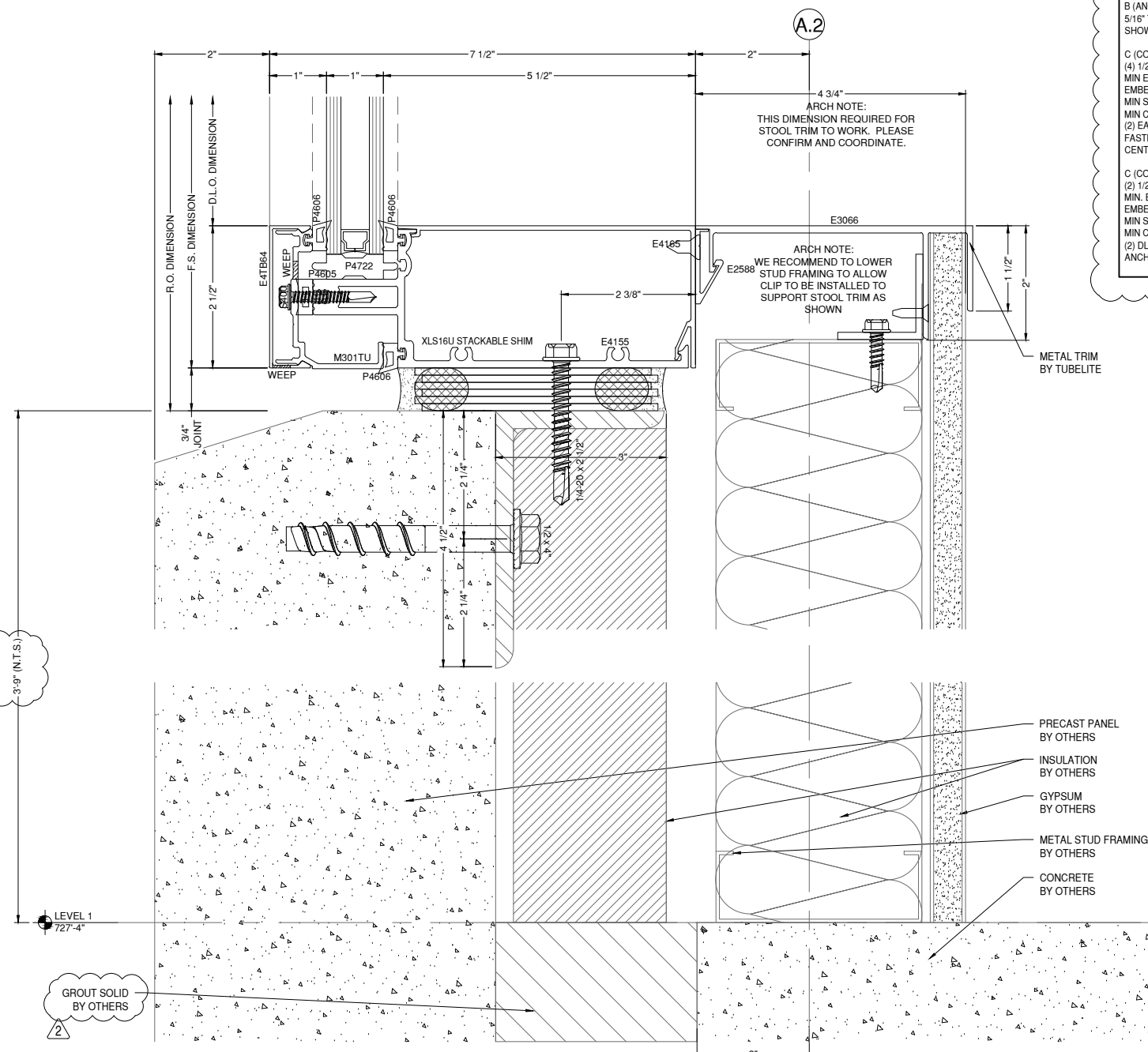
A (STEEL INTERMEDIATE):
 (4) 1/4" SAE GRADE 5 - 1/4-20 FASTENERS INTO A36 STEEL ANGLE, (2) EACH SIDE OF INTERMEDIATE VERTICAL, SPACED 1" APART TYPICALLY.

A (STEEL JAMB):
 (2) 1/4" SAE GR 5 - 1/4-20 FASTENER INTO A36 STEEL ANGLE, (2) DLO SIDE OF THE JAMB SPACED 1" APART TYPICALLY. LOCATE FASTENER 1 1/2" MAX FROM FACE OF VERTICAL MULLIONS

B (ANGLE):
 5/16" THICK CONTINUOUS A36 STEEL IS ADEQUATE AS SHOWN

C (CONCRETE INTERMEDIATE):
 (4) 1/2" DIA DEWALT SCREW BOLT
 MIN EDGE = 2 1/4"
 EMBED = 3"
 MIN SPACING = 5"
 MIN CURB THICKNESS = 6"
 (2) EACH SIDE OF INTERMEDIATE MULLION, FIRST FASTENER EACH SIDE SPACED 2 1/2" FROM CENTERLINE OF INTERMEDIATE VERTICALS

C (CONCRETE JAMB):
 (2) 1/2" DIA DEWALT SCREW BOLT
 MIN EDGE = 2 1/4"
 EMBED = 3"
 MIN SPACING = 5"
 MIN CURB THICKNESS 6"
 (2) DLO SIDE OF JAMB MULLION, LOCATE FIRST ANCHOR 1" MAX FROM FACE OF VERTICAL MULLION



ENGINEERING NOTE:
 ANTI-BUCKLING CLIPS ARE REQUIRED 24" ON-CENTER. NOT USED AT LOCATIONS OF STEEL REINFORCEMENT.

113 SILL DETAIL
 D52 A6-11C
 DRAWING SCALE
 24x36: 3/4:1
 11x17: 3/8:1
 400SS

114 JAMB DETAIL
 D52
 DRAWING SCALE
 24x36: 3/4:1
 11x17: 3/8:1
 400SS

GLAZING CONTRACTOR

999 STREET, ST
 CITY, STATE 99999
 PH: 999.999.9999

MP drafting & design
 www.MPDRAFTING.com
 P: 248.522.7096
 F: 248.522.7030

ARCHITECT:
 RULE JOY TRAMMELL RUBIO
 ARCHITECTURE/INTERIOR DESIGN
 300 GALLERIA PARKWAY SUITE 740
 ATLANTA, GA 30339
 P: 770.661.1492
 F: 770.661.1493
 ARCHITECT NOTE:
 ALL NOTES REQUESTING VERIFICATION, CONFIRMATION, OR INFORMATION THAT ARE NOT ANSWERED ARE ASSUMED TO BE CORRECT AS SHOWN ON THESE DRAWINGS.

STAMPS/ SUBMITTALS:

REVISION	DATE
0	10.25.19
1	01.24.20
2	04.07.20
3 - FIELD USE	05.01.20
4	07.22.20
5	10.12.20

PROJECT NUMBER:
19-329

PROJECT NAME:
PROJECT 125

SHEET DESCRIPTION:
DETAILS

SHEET:
D52

GLAZING CONTRACTOR

999 STREET, ST
CITY, STATE 99999
PH: 999.999.9999



www.MPDRAFTING.com
P: 248.522.7096
F: 248.522.7030

ARCHITECT:

RULE JOY TRAMMELL RUBIO
ARCHITECTURE/INTERIOR DESIGN

300 GALLERIA PARKWAY SUITE 740
ATLANTA, GA 30339
P: 770.661.1492
F: 770.661.1493

ARCHITECT NOTE:
ALL NOTES REQUESTING VERIFICATION,
CONFIRMATION, OR INFORMATION THAT ARE
NOT ANSWERED ARE ASSUMED TO BE
CORRECT AS SHOWN ON THESE DRAWINGS.

STAMPS/ SUBMITTALS:

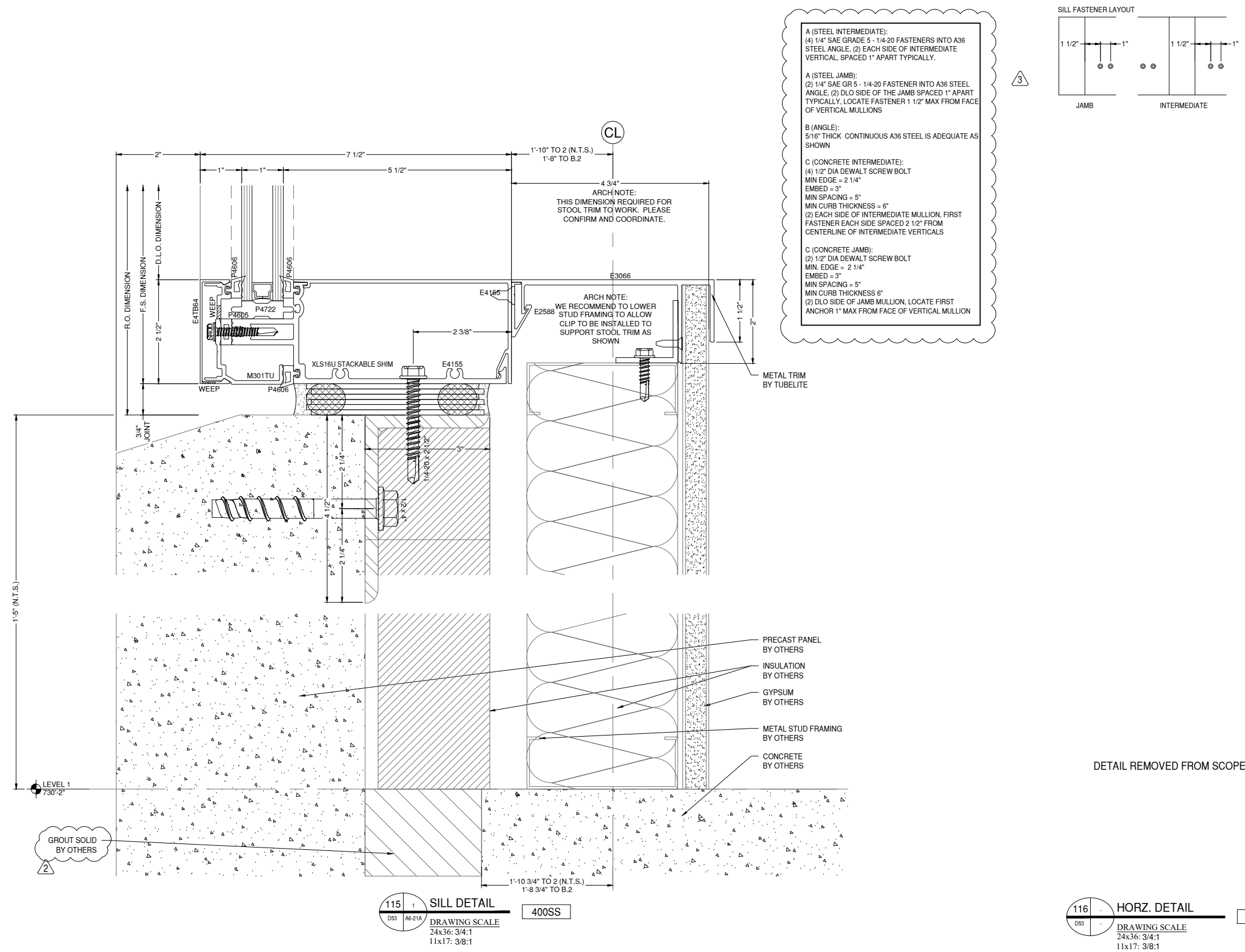
REVISION	DATE
0	10.25.19
1	01.24.20
2	04.07.20
3 - FIELD USE	05.01.20
4	07.22.20
5	10.12.20

PROJECT NUMBER:
19-329

PROJECT NAME:
PROJECT 125

SHEET DESCRIPTION:
DETAILS

SHEET:
D53



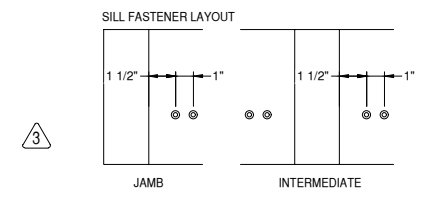
A (STEEL INTERMEDIATE):
(4) 1/4" SAE GRADE 5 - 1/4-20 FASTENERS INTO A36 STEEL ANGLE, (2) EACH SIDE OF INTERMEDIATE VERTICAL, SPACED 1" APART TYPICALLY.

A (STEEL JAMB):
(2) 1/4" SAE GR 5 - 1/4-20 FASTENER INTO A36 STEEL ANGLE, (2) DLO SIDE OF THE JAMB SPACED 1" APART TYPICALLY, LOCATE FASTENER 1 1/2" MAX FROM FACE OF VERTICAL MULLIONS

B (ANGLE):
5/16" THICK CONTINUOUS A36 STEEL IS ADEQUATE AS SHOWN

C (CONCRETE INTERMEDIATE):
(4) 1/2" DIA DEWALT SCREW BOLT
MIN EDGE = 2 1/4"
EMBED = 3"
MIN SPACING = 5"
MIN CURB THICKNESS = 6"
(2) EACH SIDE OF INTERMEDIATE MULLION, FIRST FASTENER EACH SIDE SPACED 2 1/2" FROM CENTERLINE OF INTERMEDIATE VERTICALS

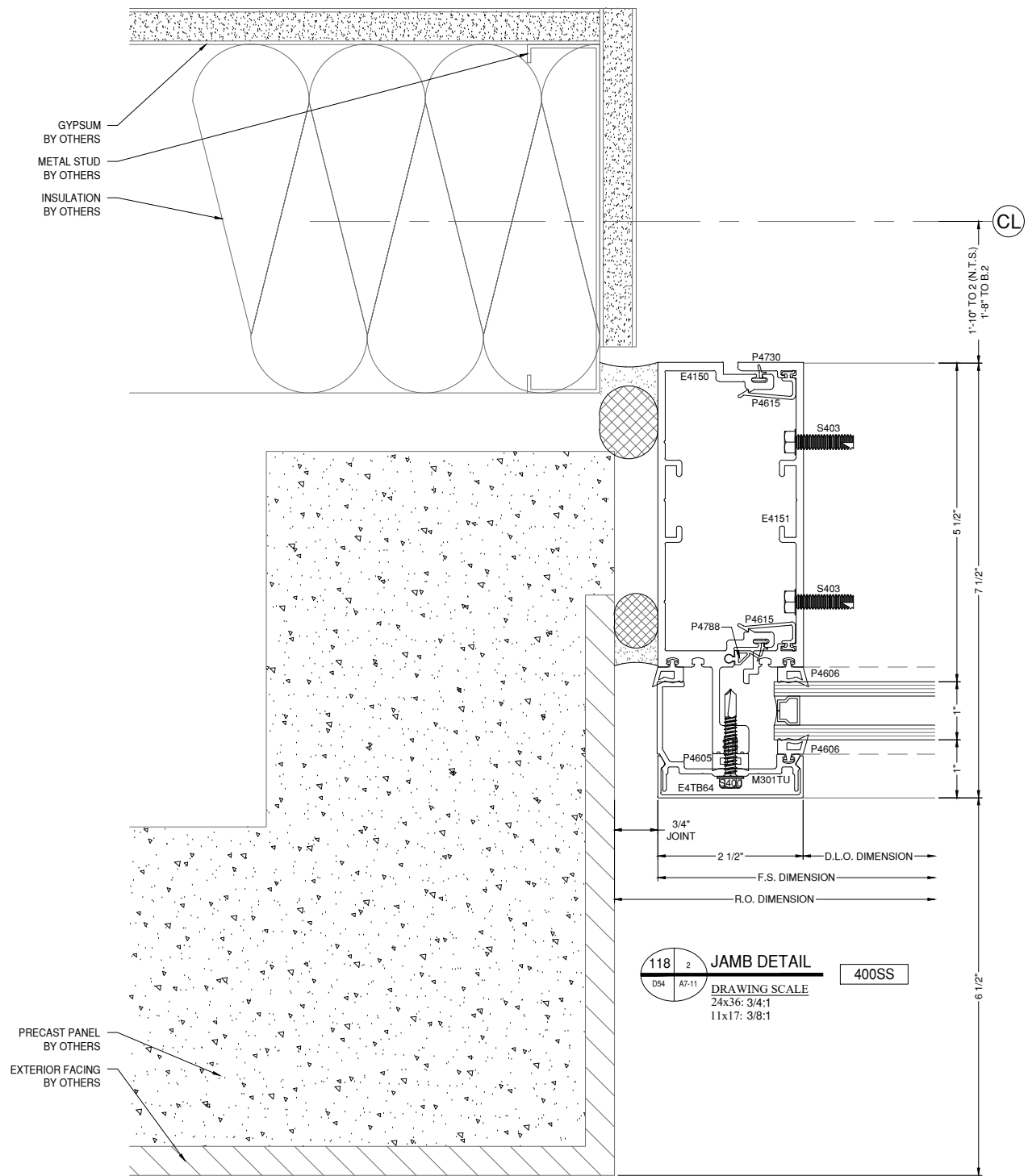
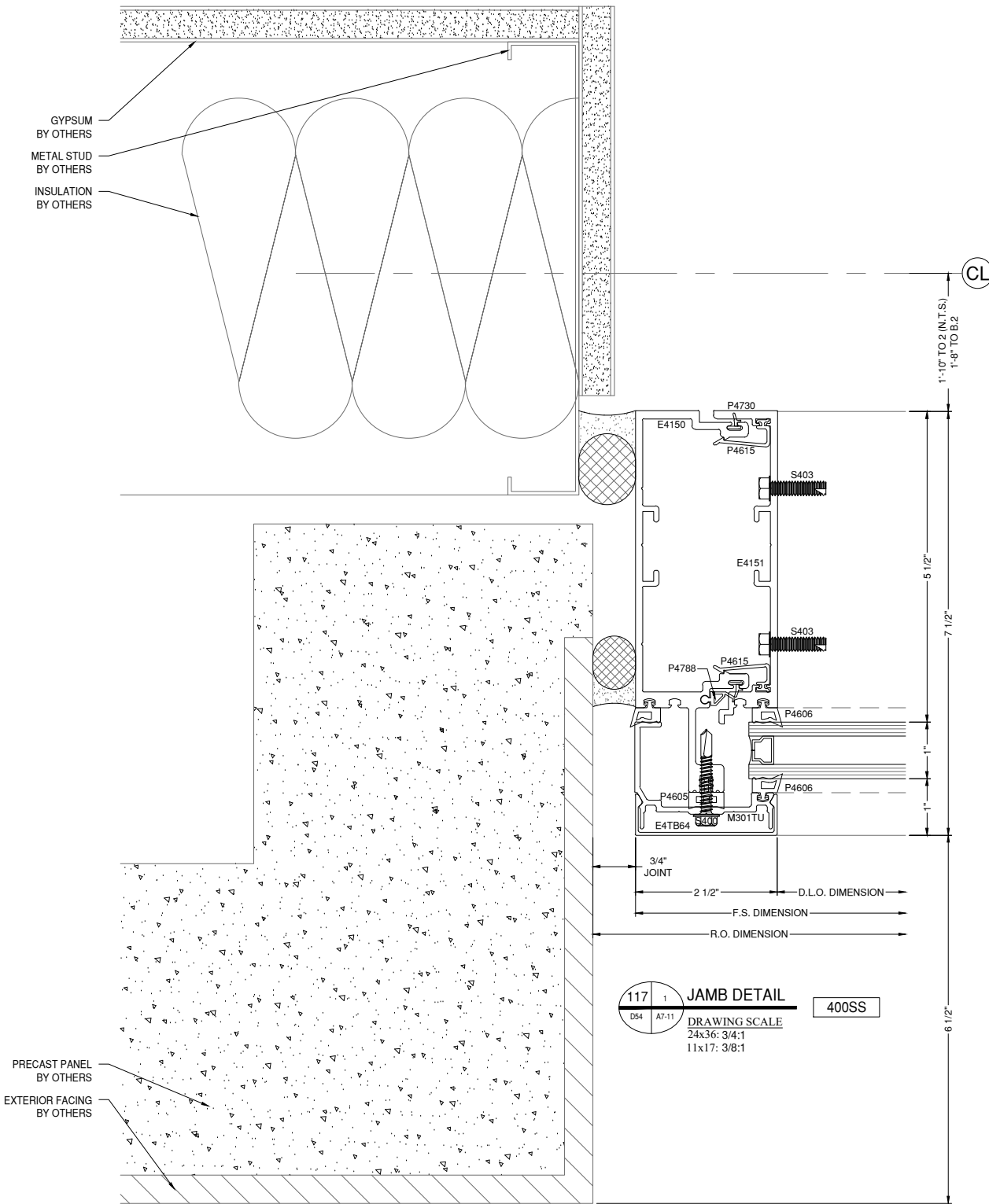
C (CONCRETE JAMB):
(2) 1/2" DIA DEWALT SCREW BOLT
MIN. EDGE = 2 1/4"
EMBED = 3"
MIN SPACING = 5"
MIN CURB THICKNESS 6"
(2) DLO SIDE OF JAMB MULLION, LOCATE FIRST ANCHOR 1" MAX FROM FACE OF VERTICAL MULLION



115 1 **SILL DETAIL** 400SS
DRAWING SCALE
24x36: 3/4:1
11x17: 3/8:1

116 1 **HORIZ. DETAIL** 400SS
DRAWING SCALE
24x36: 3/4:1
11x17: 3/8:1

ANTI-BUCKLING CLIP NOTES:
 - REQUIRED 24" O.C. FRONT & BACK
 - START 2" FROM END OF MULLIONS
 - NOT REQUIRED AT DUAL STEEL BAR LOCATIONS



GLAZING CONTRACTOR

999 STREET, ST
 CITY, STATE 99999
 PH: 999.999.9999



www.MPDRAFTING.com
 P: 248.522.7096
 F: 248.522.7030

ARCHITECT:

RULE JOY TRAMMELL RUBIO
 ARCHITECTURE/INTERIOR DESIGN
 300 GALLERIA PARKWAY SUITE 740
 ATLANTA, GA 30339
 P: 770.661.1492
 F: 770.661.1493

ARCHITECT NOTE:
 ALL NOTES REQUESTING VERIFICATION,
 CONFIRMATION, OR INFORMATION THAT ARE
 NOT ANSWERED ARE ASSUMED TO BE
 CORRECT AS SHOWN ON THESE DRAWINGS.

STAMPS/ SUBMITTALS:

REVISION	DATE
0	10.25.19
1	01.24.20
2	04.07.20
3 - FIELD USE	05.01.20
4	07.22.20
5	10.12.20

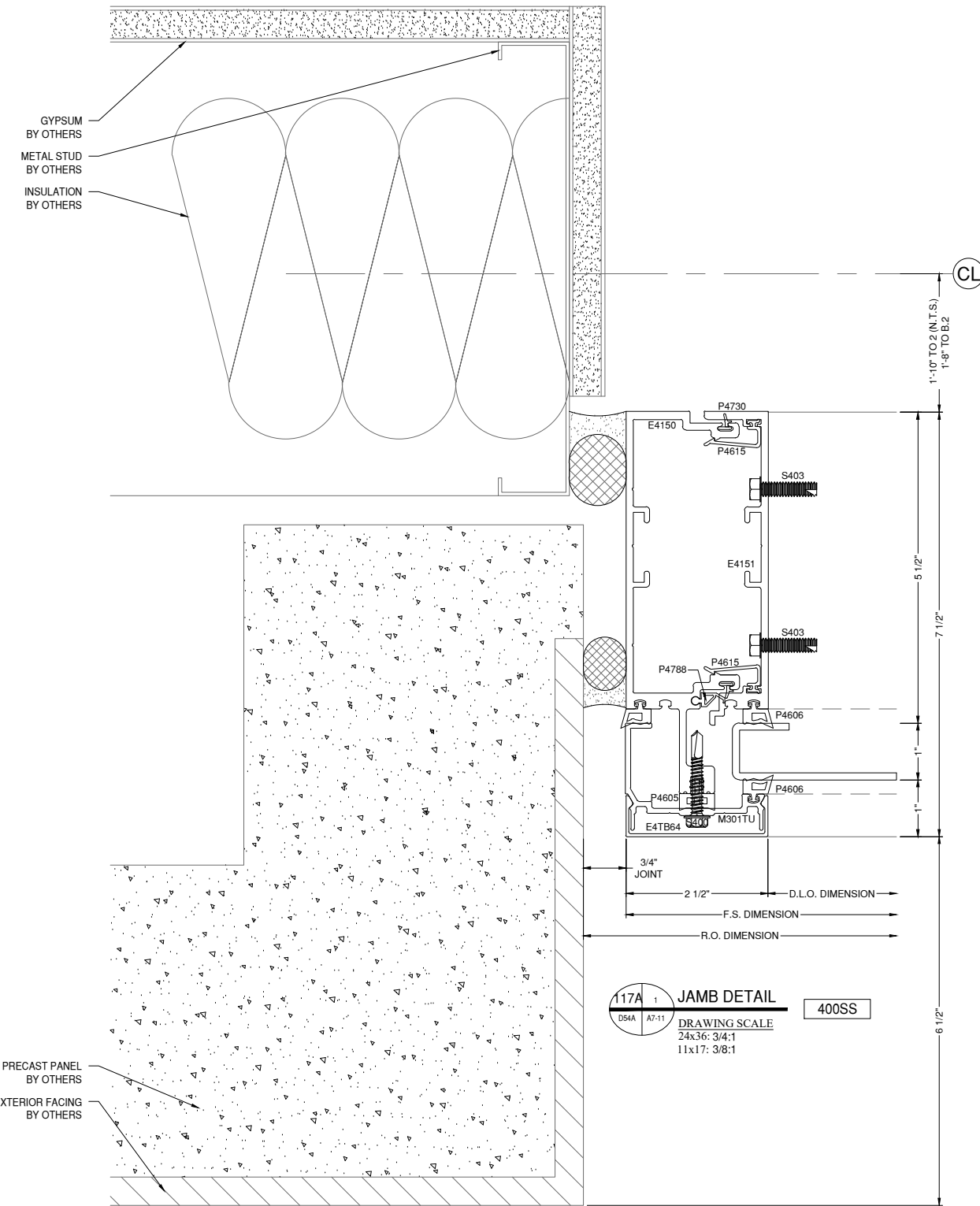
PROJECT NUMBER:
19-329

PROJECT NAME:
PROJECT 125

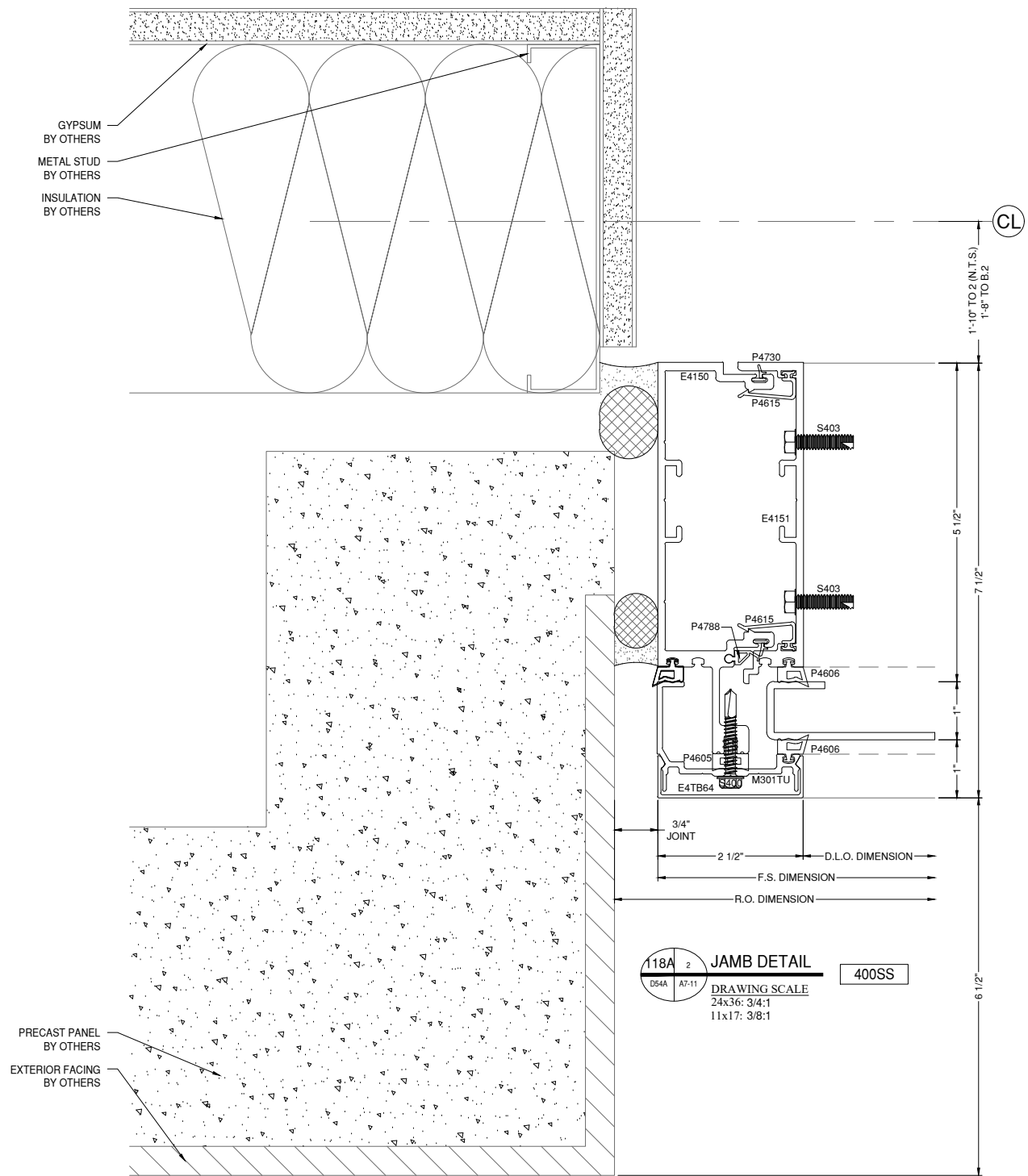
SHEET DESCRIPTION:
DETAILS

SHEET:
D54

- ANTI-BUCKLING CLIP NOTES:**
- REQUIRED 24" O.C. FRONT & BACK
 - START 2" FROM END OF MULLIONS
 - NOT REQUIRED AT DUAL STEEL BAR LOCATIONS



117A 1 **JAMB DETAIL** 400SS
 D54A A7-11
 DRAWING SCALE
 24x36: 3/4:1
 11x17: 3/8:1



118A 2 **JAMB DETAIL** 400SS
 D54A A7-11
 DRAWING SCALE
 24x36: 3/4:1
 11x17: 3/8:1

GLAZING CONTRACTOR

999 STREET, ST
 CITY, STATE 99999
 PH: 999.999.9999



www.MPDRAFTING.com
 P: 248.522.7096
 F: 248.522.7030

ARCHITECT:

RULE JOY TRAMMELL RUBIO
 ARCHITECTURE/INTERIOR DESIGN

300 GALLERIA PARKWAY SUITE 740
 ATLANTA, GA 30339
 P: 770.661.1492
 F: 770.661.1493

ARCHITECT NOTE:
 ALL NOTES REQUESTING VERIFICATION,
 CONFIRMATION, OR INFORMATION THAT ARE
 NOT ANSWERED ARE ASSUMED TO BE
 CORRECT AS SHOWN ON THESE DRAWINGS.

STAMPS/ SUBMITTALS:

REVISION	DATE
0	10.25.19
1	01.24.20
2	04.07.20
3 - FIELD USE	05.01.20
4	07.22.20
5	10.12.20

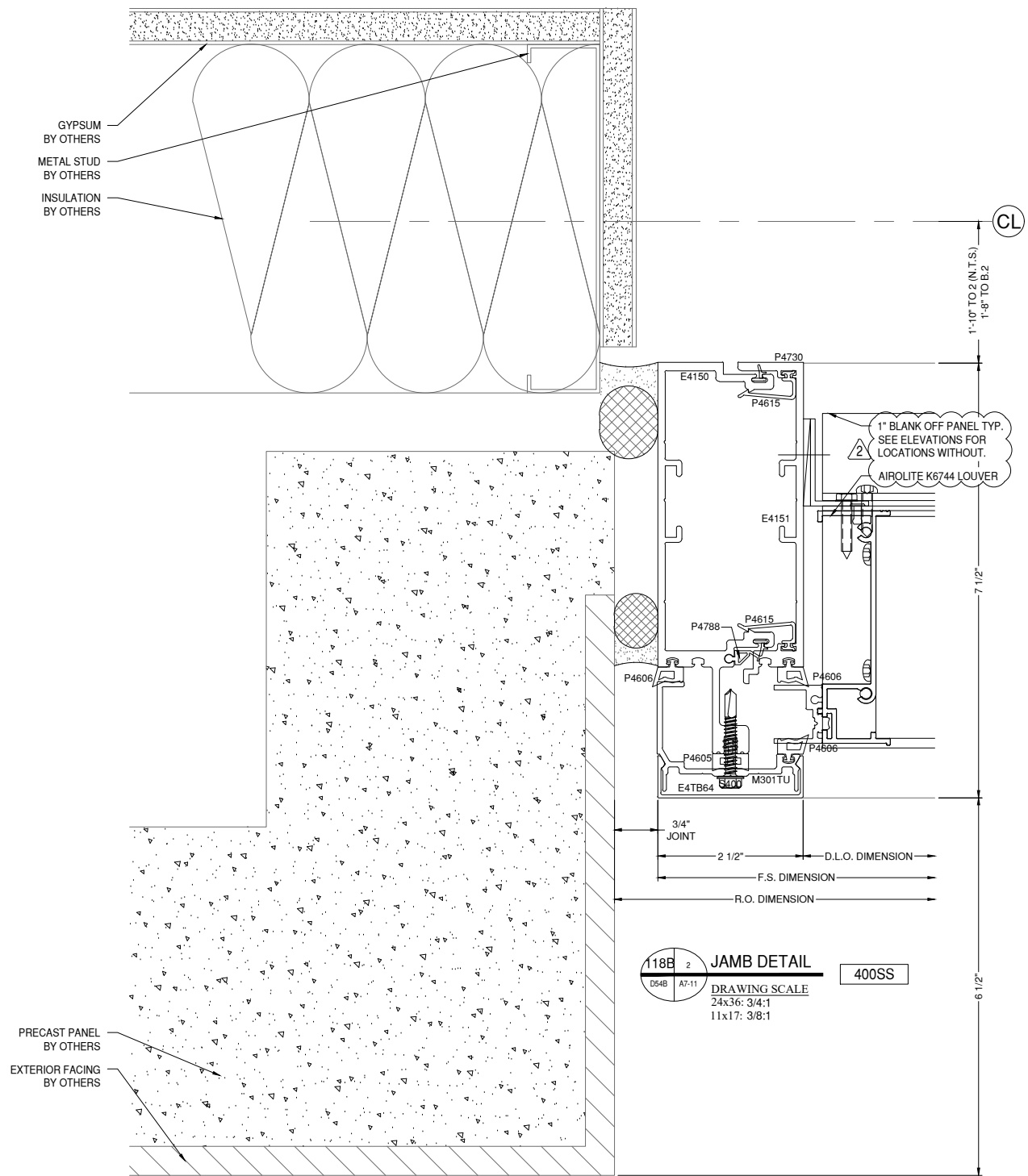
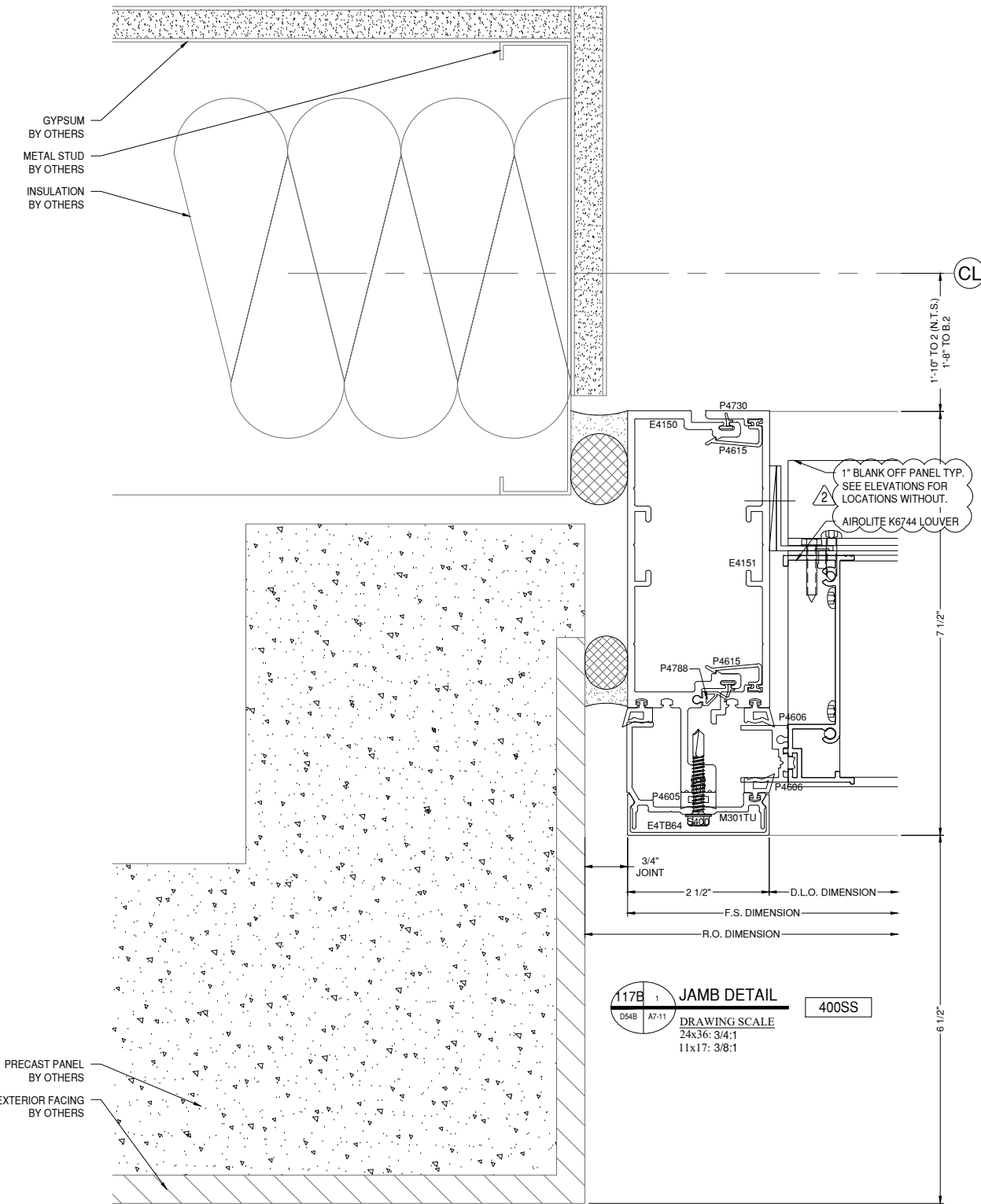
PROJECT NUMBER:
19-329

PROJECT NAME:
PROJECT 125

SHEET DESCRIPTION:
DETAILS

SHEET:
D54A

- ANTI-BUCKLING CLIP NOTES:
 - REQUIRED 24" O.C. FRONT & BACK
 - START 2" FROM END OF MULLIONS
 - NOT REQUIRED AT DUAL STEEL BAR LOCATIONS



GLAZING CONTRACTOR

999 STREET, ST
 CITY, STATE 99999
 PH: 999.999.9999



www.MPDRAFTING.com
 P: 248.522.7096
 F: 248.522.7030

ARCHITECT:
 RULE JOY TRAMMELL RUBIO
 ARCHITECTURE/INTERIOR DESIGN
 300 GALLERIA PARKWAY SUITE 740
 ATLANTA, GA 30339
 P: 770.661.1492
 F: 770.661.1493
 ARCHITECT NOTE:
 ALL NOTES REQUESTING VERIFICATION,
 CONFIRMATION, OR INFORMATION THAT ARE
 NOT ANSWERED ARE ASSUMED TO BE
 CORRECT AS SHOWN ON THESE DRAWINGS.

STAMPS/ SUBMITTALS:

REVISION	DATE
0	10.25.19
1	01.24.20
2	04.07.20
3 - FIELD USE	05.01.20
4	07.22.20
5	10.12.20

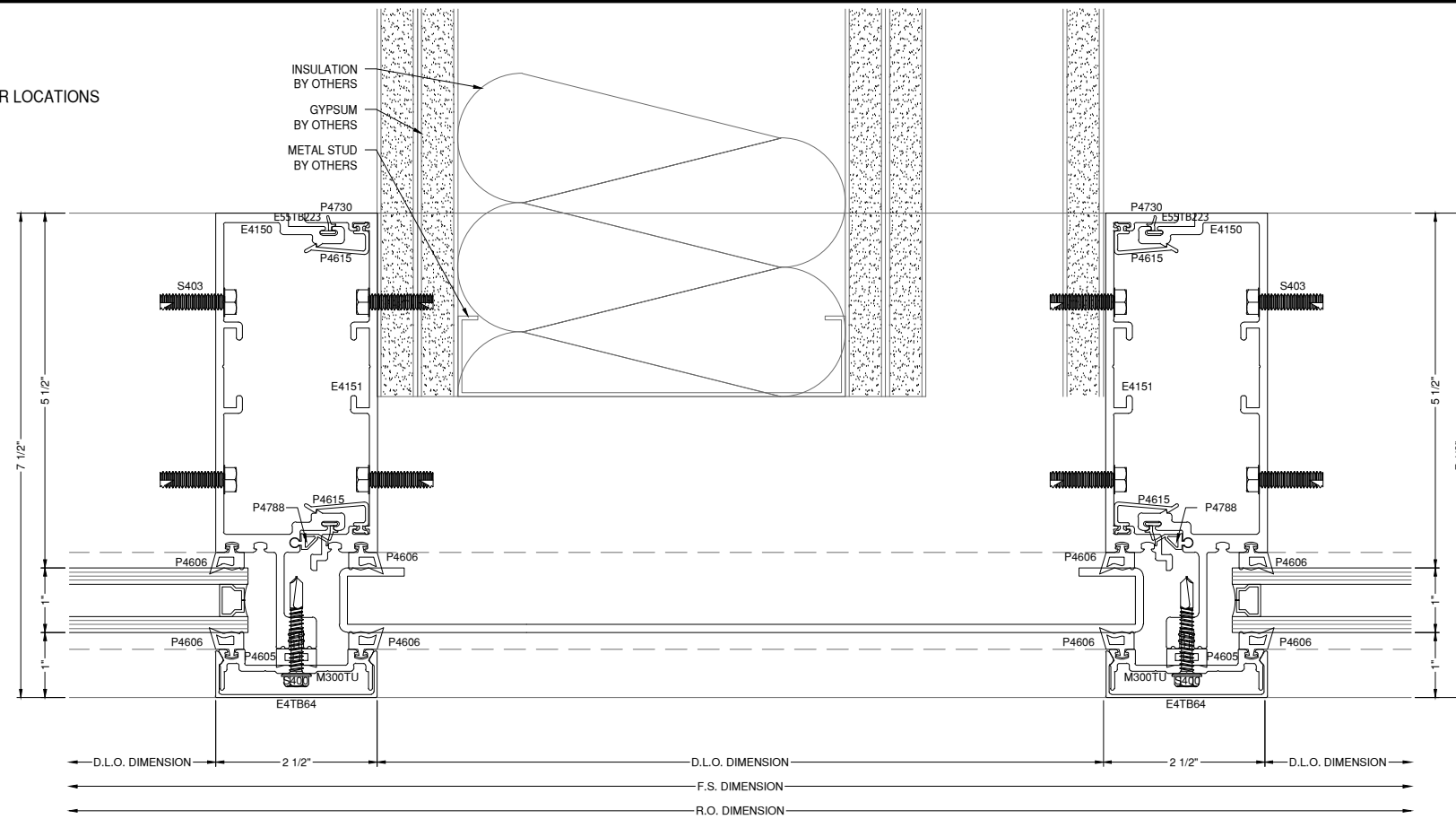
PROJECT NUMBER:
19-329

PROJECT NAME:
PROJECT 125

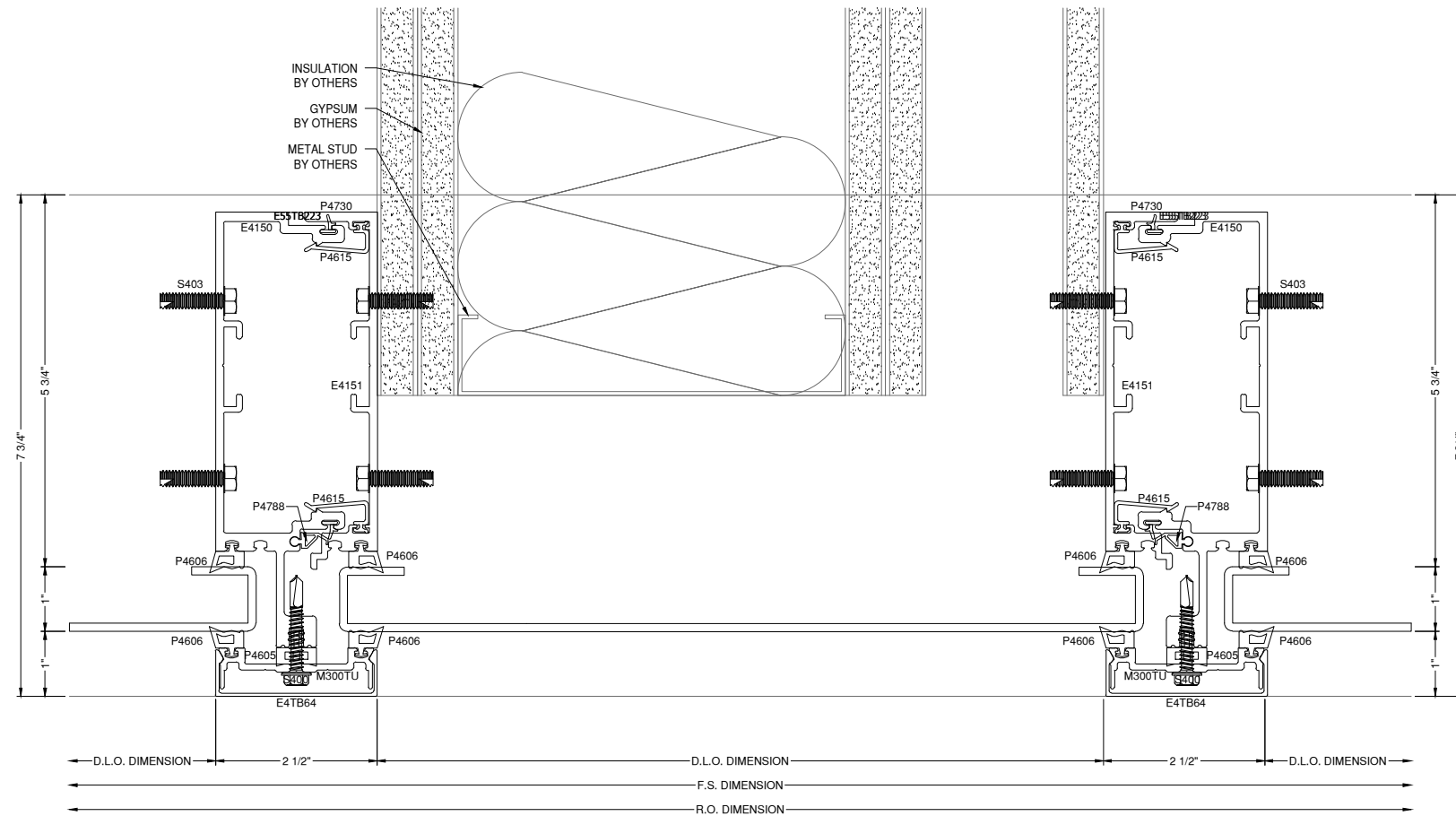
SHEET DESCRIPTION:
DETAILS

SHEET:
D54B

ANTI-BUCKLING CLIP NOTES:
 - REQUIRED 24" O.C. FRONT & BACK
 - START 2" FROM END OF MULLIONS
 - NOT REQUIRED AT DUAL STEEL BAR LOCATIONS



119 VERT. DETAIL 400SS
 DRAWING SCALE
 24x36: 3/4:1
 11x17: 3/8:1



120 VERT. DETAIL 400SS
 DRAWING SCALE
 24x36: 3/4:1
 11x17: 3/8:1

GLAZING CONTRACTOR

999 STREET, ST
 CITY, STATE 99999
 PH: 999.999.9999



www.MPDRAFTING.com
 P: 248.522.7096
 F: 248.522.7030

ARCHITECT:

RULE JOY TRAMMELL RUBIO
 ARCHITECTURE/INTERIOR DESIGN

300 GALLERIA PARKWAY SUITE 740
 ATLANTA, GA 30339
 P: 770.661.1492
 F: 770.661.1493

ARCHITECT NOTE:
 ALL NOTES REQUESTING VERIFICATION,
 CONFIRMATION, OR INFORMATION THAT ARE
 NOT ANSWERED ARE ASSUMED TO BE
 CORRECT AS SHOWN ON THESE DRAWINGS.

STAMPS/ SUBMITTALS:

REVISION	DATE
0	10.25.19
1	01.24.20
2	04.07.20
3 - FIELD USE	05.01.20
4	07.22.20
5	10.12.20

PROJECT NUMBER:
 19-329

PROJECT NAME:
 PROJECT 125

SHEET DESCRIPTION:
 DETAILS

SHEET:
D55

ANTI-BUCKLING CLIP NOTES:
 - REQUIRED 24" O.C. FRONT & BACK
 - START 2" FROM END OF MULLIONS
 - NOT REQUIRED AT DUAL STEEL BAR LOCATIONS

GLAZING CONTRACTOR

999 STREET, ST
 CITY, STATE 99999
 PH: 999.999.9999



www.MPDRAFTING.com
 P: 248.522.7096
 F: 248.522.7030

ARCHITECT:

RULE JOY TRAMMELL RUBIO
 ARCHITECTURE/INTERIOR DESIGN

300 GALLERIA PARKWAY SUITE 740
 ATLANTA, GA 30339
 P: 770.661.1492
 F: 770.661.1493

ARCHITECT NOTE:
 ALL NOTES REQUESTING VERIFICATION,
 CONFIRMATION, OR INFORMATION THAT ARE
 NOT ANSWERED ARE ASSUMED TO BE
 CORRECT AS SHOWN ON THESE DRAWINGS.

STAMPS/ SUBMITTALS:

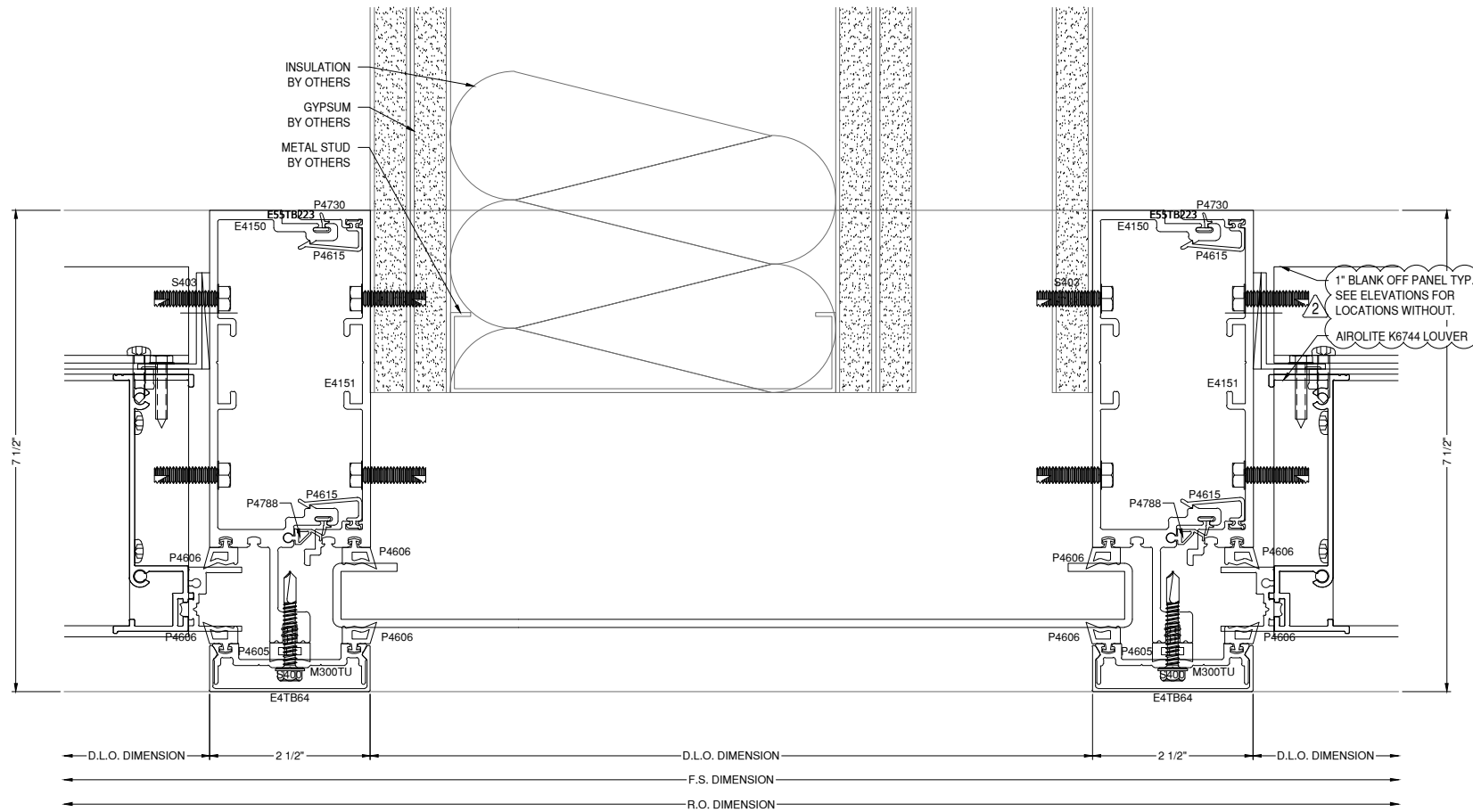
REVISION	DATE
0	10.25.19
1	01.24.20
2	04.07.20
3 - FIELD USE	05.01.20
4	07.22.20
5	10.12.20

PROJECT NUMBER:
19-329

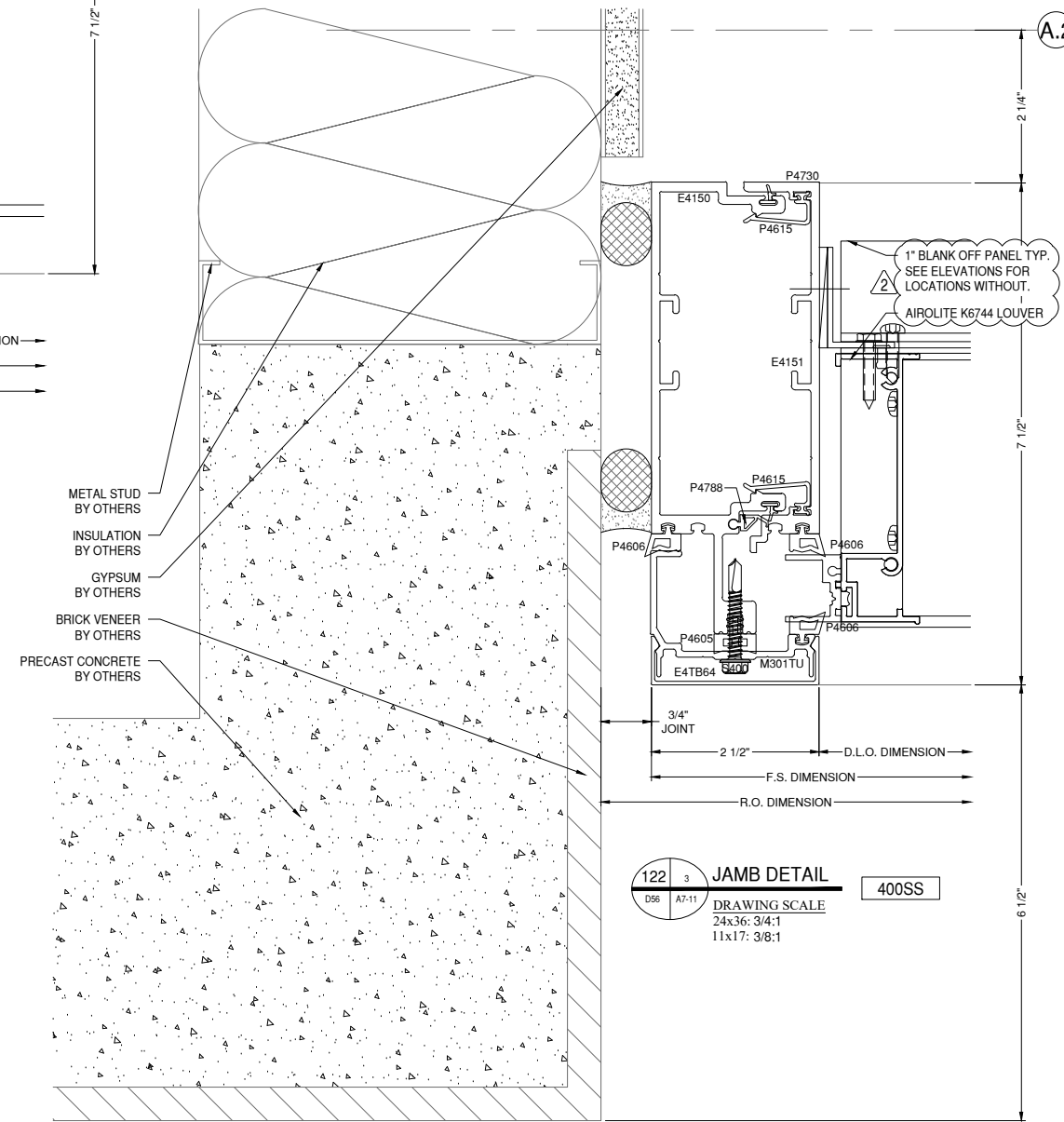
PROJECT NAME:
PROJECT 125

SHEET DESCRIPTION:
DETAILS

SHEET:
D56



121 VERT. DETAIL
 D56 DRAWING SCALE 24x36: 3/4:1 11x17: 3/8:1 400SS



122 JAMB DETAIL
 D56 A7-11 DRAWING SCALE 24x36: 3/4:1 11x17: 3/8:1 400SS

1" BLANK OFF PANEL TYP.
 SEE ELEVATIONS FOR
 LOCATIONS WITHOUT.
 AIROLITE K6744 LOUVER

1" BLANK OFF PANEL TYP.
 SEE ELEVATIONS FOR
 LOCATIONS WITHOUT.
 AIROLITE K6744 LOUVER

ANTI-BUCKLING CLIP NOTES:
 - REQUIRED 24" O.C. FRONT & BACK
 - START 2" FROM END OF MULLIONS
 - NOT REQUIRED AT DUAL STEEL BAR LOCATIONS

GLAZING CONTRACTOR

999 STREET, ST
 CITY, STATE 99999
 PH: 999.999.9999



www.MPDRAFTING.com
 P: 248.522.7096
 F: 248.522.7030

ARCHITECT:

RULE JOY TRAMMELL RUBIO
 ARCHITECTURE/INTERIOR DESIGN
 300 GALLERIA PARKWAY SUITE 740
 ATLANTA, GA 30339
 P: 770.661.1492
 F: 770.661.1493

ARCHITECT NOTE:
 ALL NOTES REQUESTING VERIFICATION,
 CONFIRMATION, OR INFORMATION THAT ARE
 NOT ANSWERED ARE ASSUMED TO BE
 CORRECT AS SHOWN ON THESE DRAWINGS.

STAMPS/ SUBMITTALS:

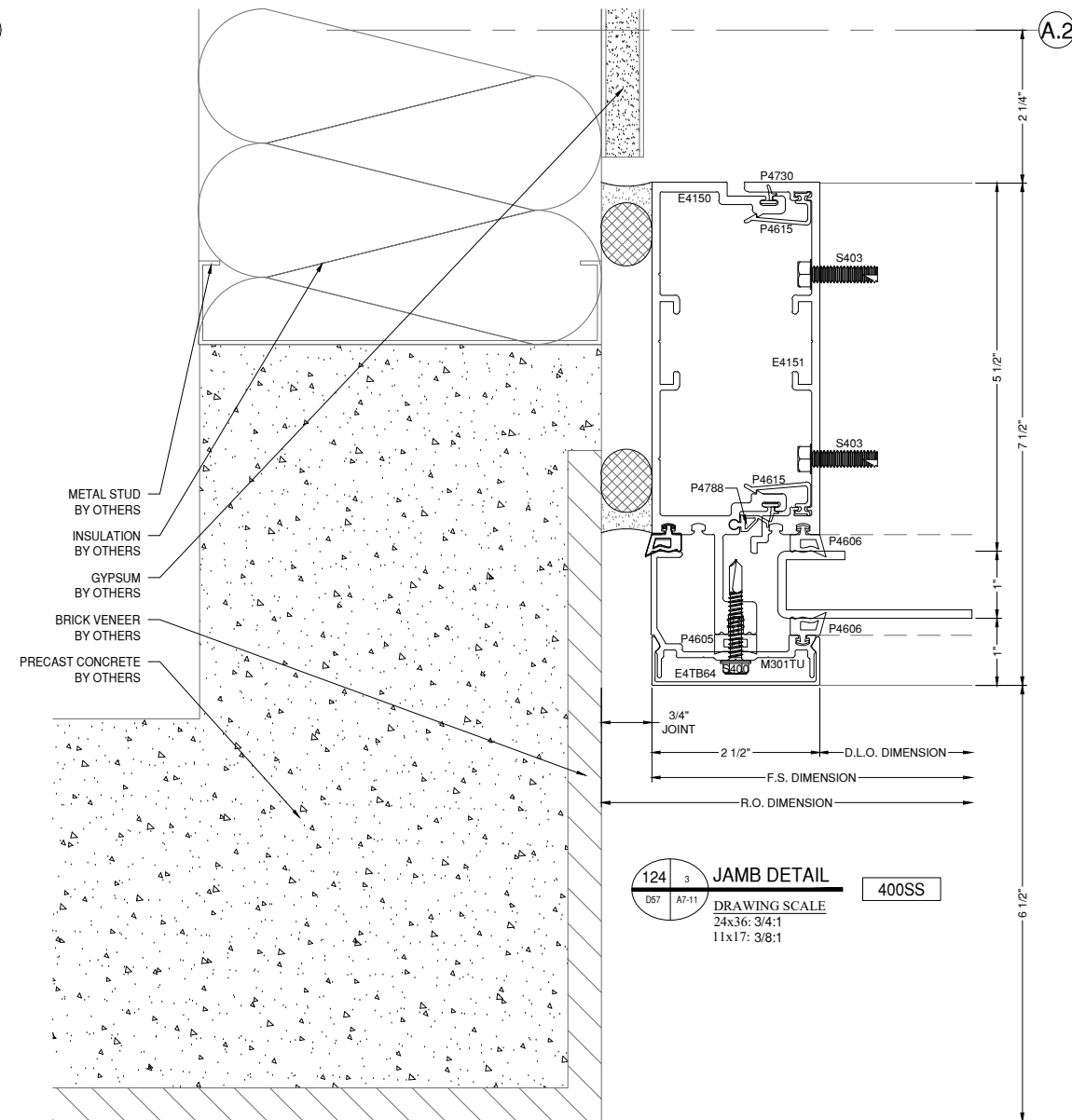
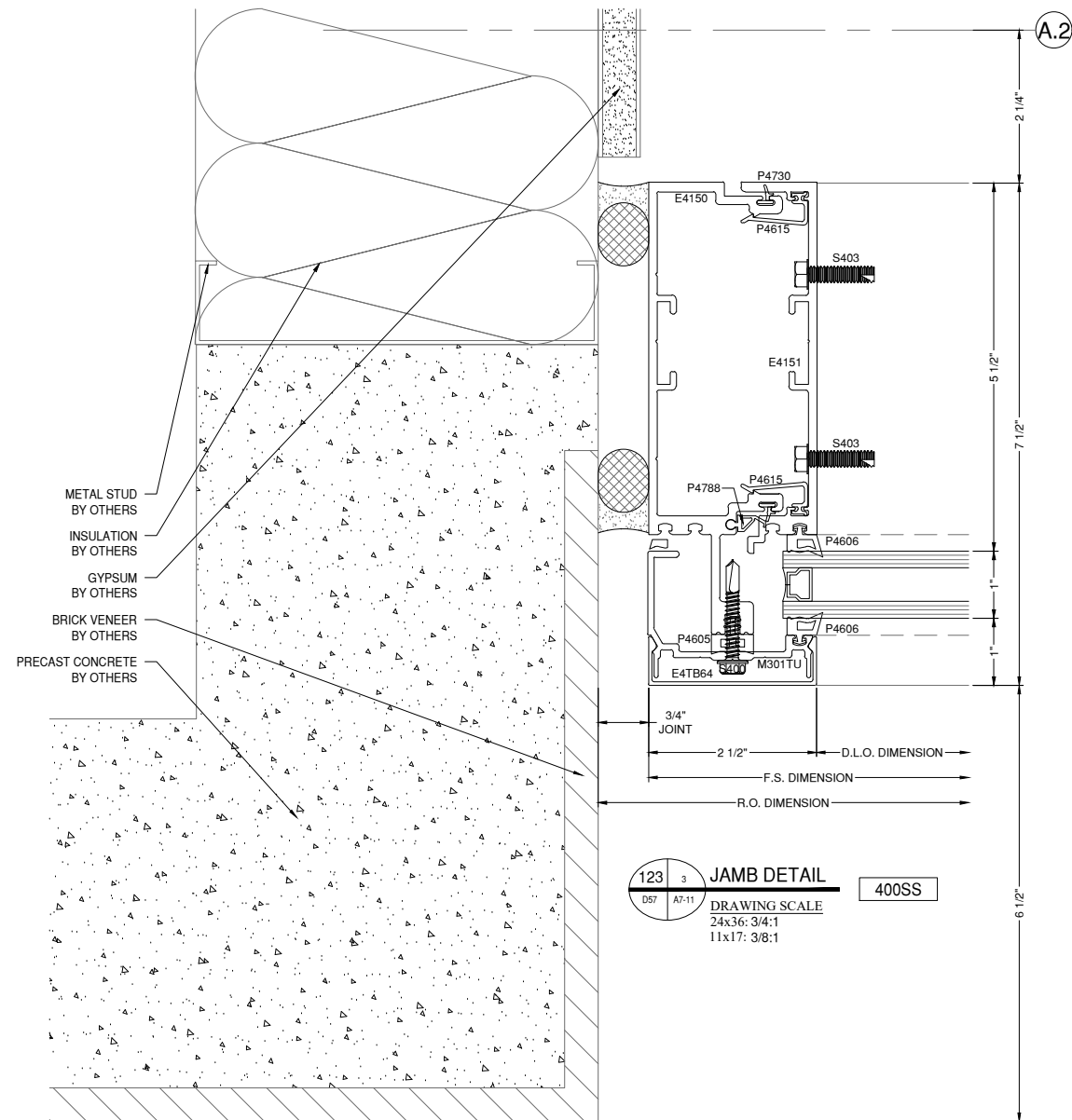
REVISION	DATE
0	10.25.19
1	01.24.20
2	04.07.20
3 - FIELD USE	05.01.20
4	07.22.20
5	10.12.20

PROJECT NUMBER:
19-329

PROJECT NAME:
PROJECT 125

SHEET DESCRIPTION:
DETAILS

SHEET:
D57



NOTE:
 PAGE D58 REMOVED FROM SCOPE.

GLAZING CONTRACTOR

999 STREET, ST
CITY, STATE 99999
PH: 999.999.9999



www.MPDRAFTING.com

P: 248.522.7096
F: 248.522.7030

ARCHITECT:

RULE JOY TRAMMELL RUBIO
ARCHITECTURE/INTERIOR DESIGN

300 GALLERIA PARKWAY SUITE 740
ATLANTA, GA 30339
P: 770.661.1492
F: 770.661.1493

ARCHITECT NOTE:
ALL NOTES REQUESTING VERIFICATION,
CONFIRMATION, OR INFORMATION THAT ARE
NOT ANSWERED ARE ASSUMED TO BE
CORRECT AS SHOWN ON THESE DRAWINGS.

STAMPS/ SUBMITTALS:

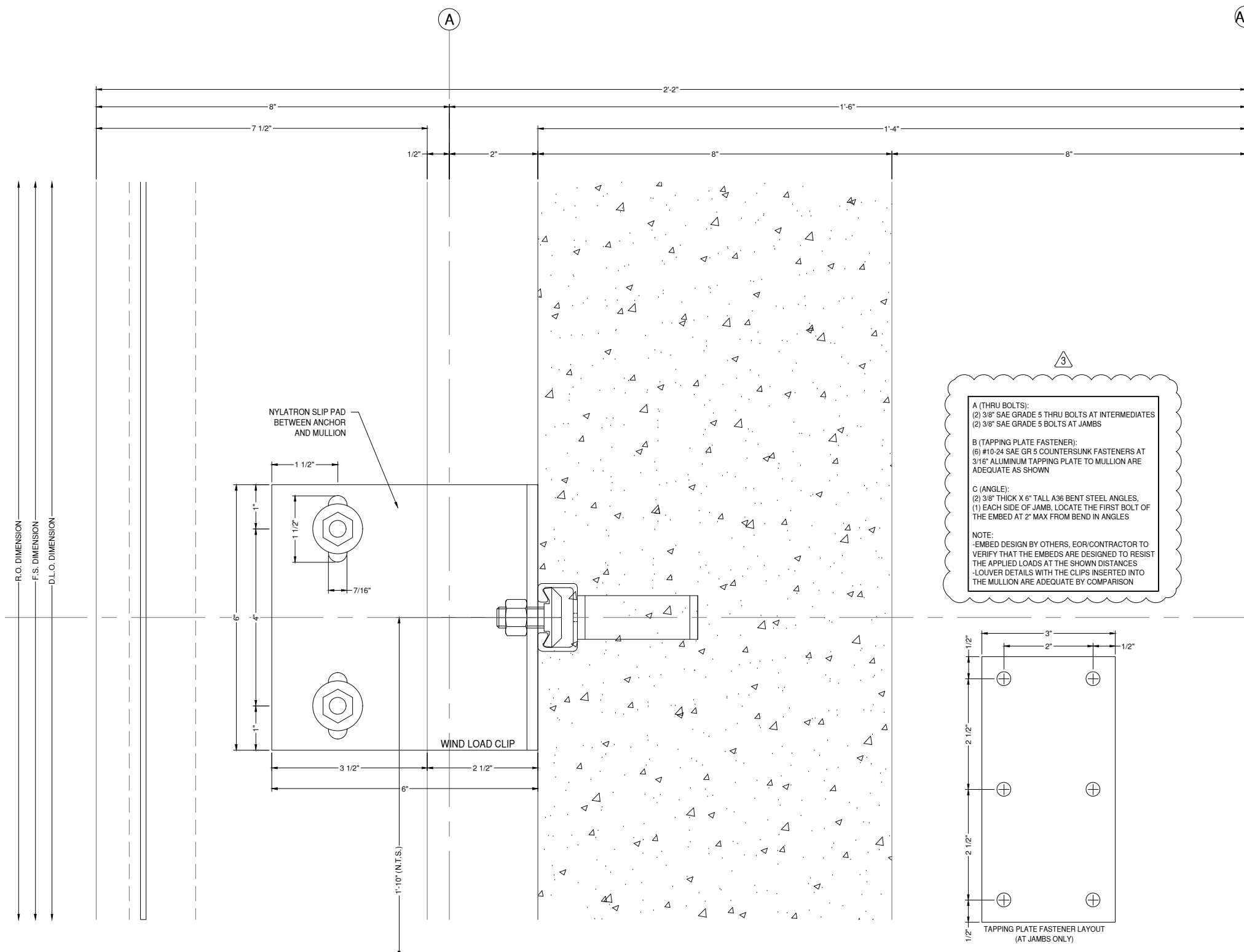
REVISION	DATE
0	10.25.19
1	01.24.20
2	04.07.20
3 - FIELD USE	05.01.20
4	07.22.20
5	10.12.20

PROJECT NUMBER:
19-329

PROJECT NAME:
PROJECT 125

SHEET DESCRIPTION:
DETAILS

SHEET:
D59



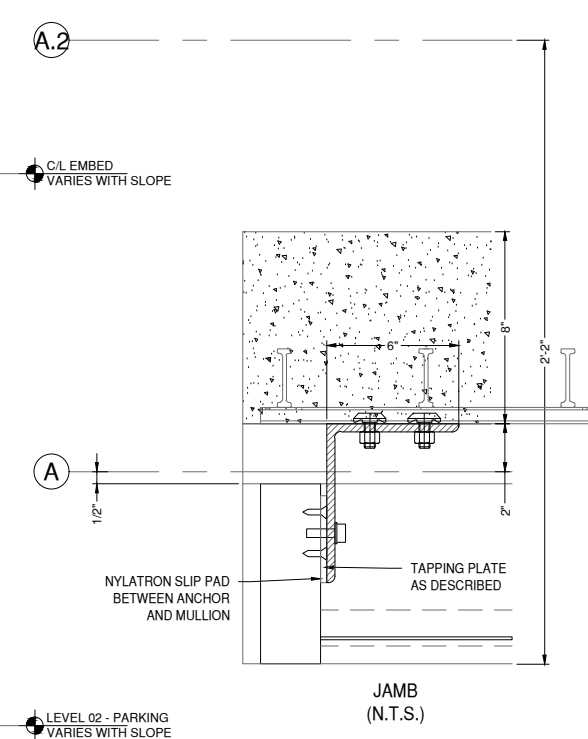
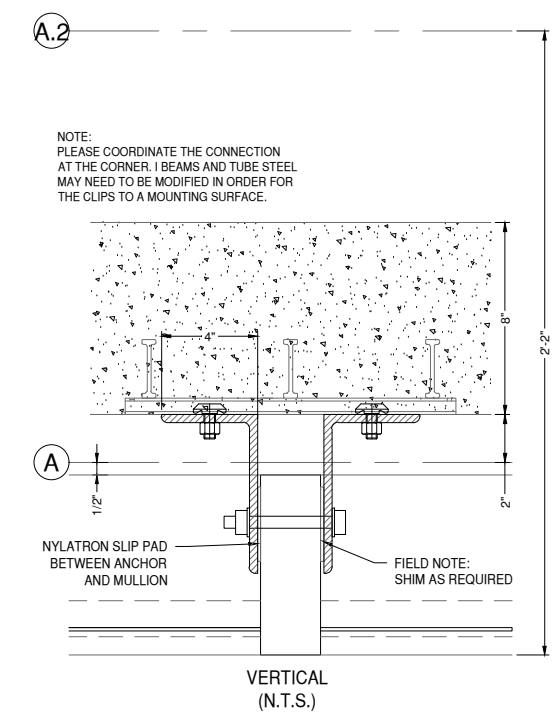
3

A (THRU BOLTS):
(2) 3/8" SAE GRADE 5 THRU BOLTS AT INTERMEDIATES
(2) 3/8" SAE GRADE 5 BOLTS AT JAMBS

B (TAPPING PLATE FASTENER):
(6) #10-24 SAE GR 5 COUNTERSUNK FASTENERS AT 3/16" ALUMINUM TAPPING PLATE TO MULLION ARE ADEQUATE AS SHOWN

C (ANGLE):
(2) 3/8" THICK X 6" TALL A36 BENT STEEL ANGLES,
(1) EACH SIDE OF JAMB, LOCATE THE FIRST BOLT OF THE EMBED AT 2" MAX FROM BEND IN ANGLES

NOTE:
-EMBED DESIGN BY OTHERS, EOR/CONTRACTOR TO VERIFY THAT THE EMBEDS ARE DESIGNED TO RESIST THE APPLIED LOADS AT THE SHOWN DISTANCES
-LOUVER DETAILS WITH THE CLIPS INSERTED INTO THE MULLION ARE ADEQUATE BY COMPARISON



131 6 ANCHOR DETAIL 400SS
D59 S3-63 DRAWING SCALE 24x36: 3/4:1 11x17: 3/8:1

GLAZING CONTRACTOR

999 STREET, ST
CITY, STATE 99999
PH: 999.999.9999

MP drafting
& design

www.MPDRAFTING.com

P: 248.522.7096
F: 248.522.7030

ARCHITECT:

RULE JOY TRAMMELL RUBIO
ARCHITECTURE/INTERIOR DESIGN

300 GALLERIA PARKWAY SUITE 740
ATLANTA, GA 30339
P: 770.661.1492
F: 770.661.1493

ARCHITECT NOTE:
ALL NOTES REQUESTING VERIFICATION,
CONFIRMATION, OR INFORMATION THAT ARE
NOT ANSWERED ARE ASSUMED TO BE
CORRECT AS SHOWN ON THESE DRAWINGS.

STAMPS/ SUBMITTALS:

REVISION	DATE
0	10.25.19
1	01.24.20
2	04.07.20
3 - FIELD USE	05.01.20
4	07.22.20
5	10.12.20

PROJECT NUMBER:

19-329

PROJECT NAME:

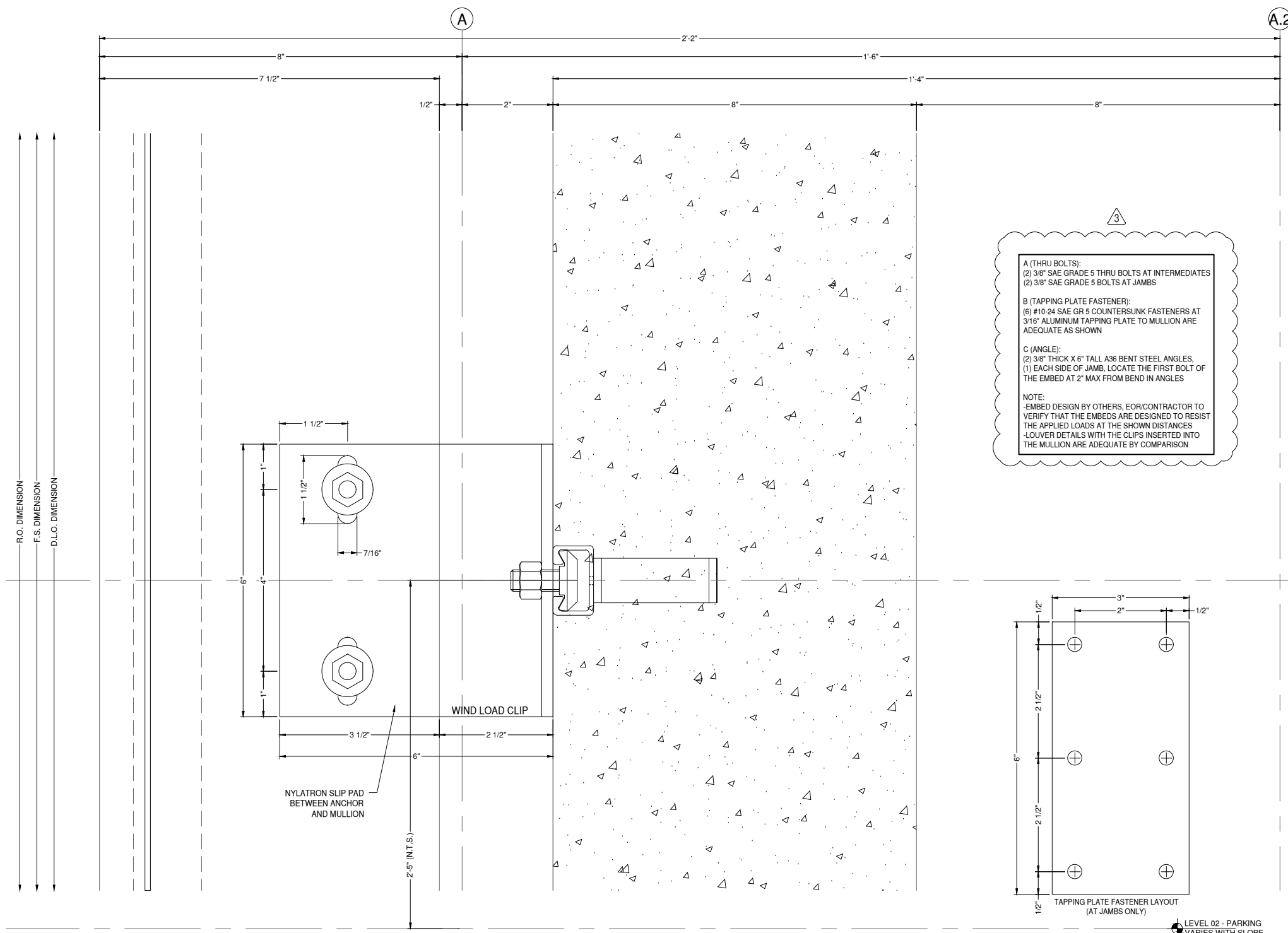
PROJECT 125

SHEET DESCRIPTION:

DETAILS

SHEET:

D60

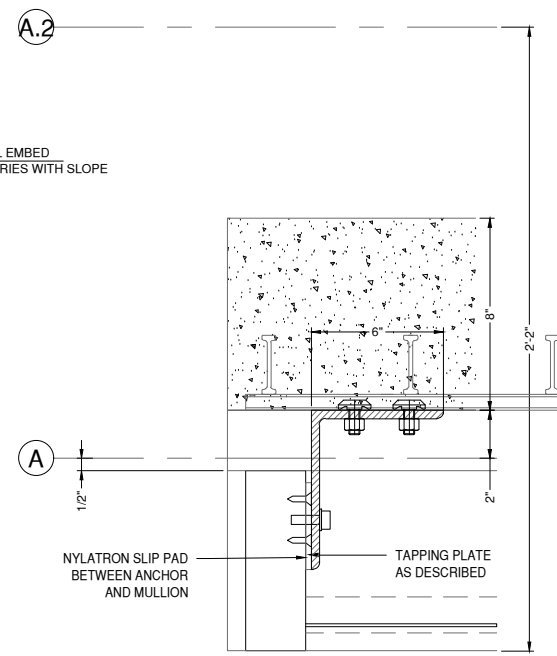
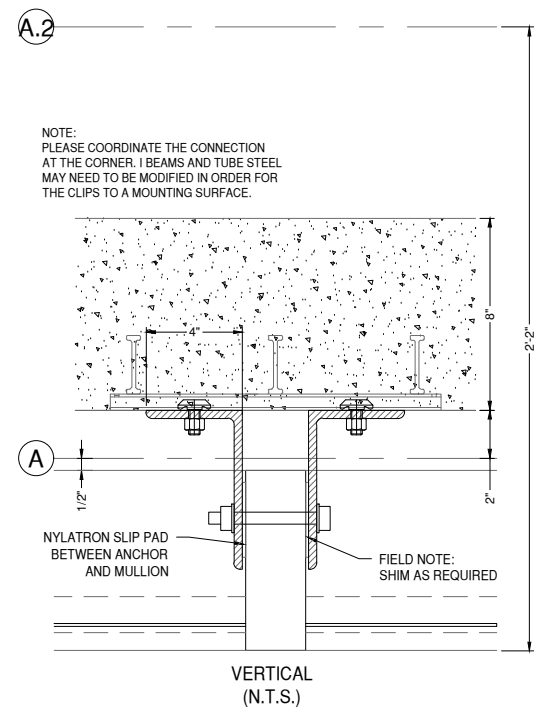


A (THRU BOLTS):
(2) 3/8" SAE GRADE 5 THRU BOLTS AT INTERMEDIATES
(2) 3/8" SAE GRADE 5 BOLTS AT JAMBS

B (TAPPING PLATE FASTENER):
(6) #10-24 SAE GR 5 COUNTERSUNK FASTENERS AT 3/16" ALUMINUM TAPPING PLATE TO MULLION ARE ADEQUATE AS SHOWN

C (ANGLE):
(2) 3/8" THICK X 6" TALL A36 BENT STEEL ANGLES,
(1) EACH SIDE OF JAMB, LOCATE THE FIRST BOLT OF THE EMBED AT 2" MAX FROM BEND IN ANGLES

NOTE:
- EMBED DESIGN BY OTHERS, EOR/CONTRACTOR TO VERIFY THAT THE EMBEDS ARE DESIGNED TO RESIST THE APPLIED LOADS AT THE SHOWN DISTANCES
- LOUVER DETAILS WITH THE CLIPS INSERTED INTO THE MULLION ARE ADEQUATE BY COMPARISON



132 6 ANCHOR DETAIL 400SS
DRAWING SCALE
24x36: 3/4:1
11x17: 3/8:1

SEE SHEET D60A FOR ALTERNATIVE FASTENING FOR AREAS WHERE EMBEDS ARE NOT AVAILABLE

LEVEL 02 - PARKING
VARIES WITH SLOPE

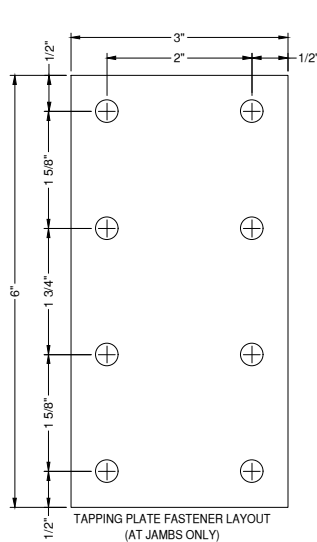
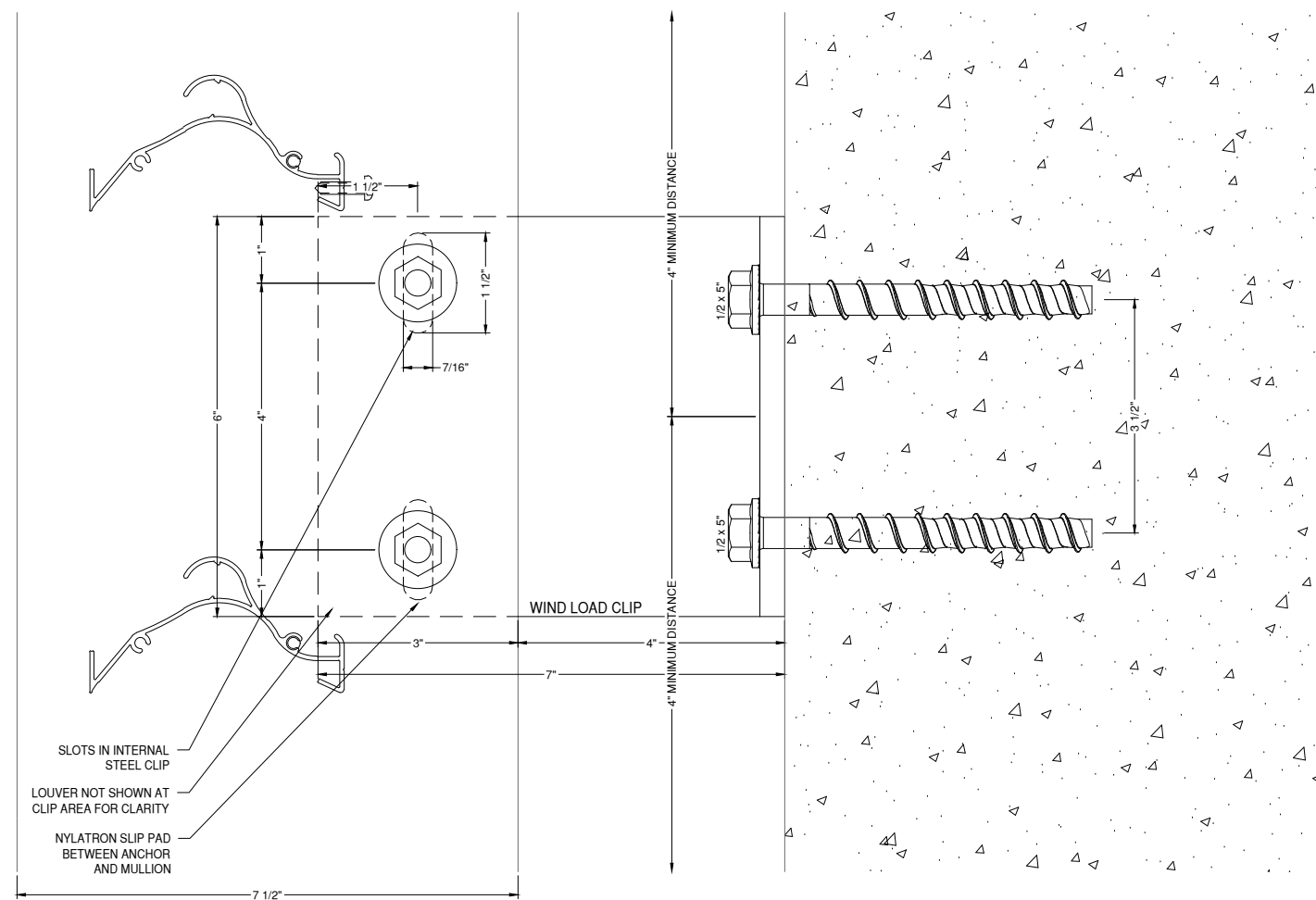
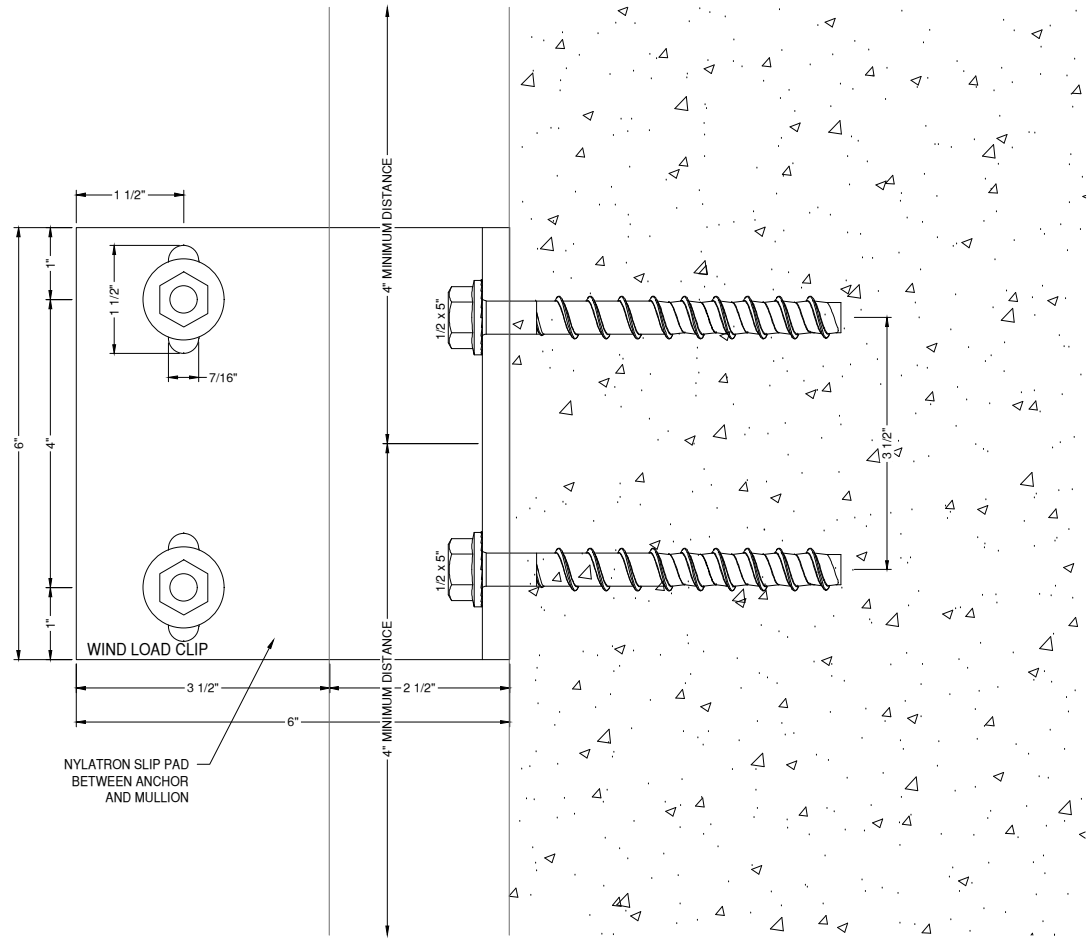
ALTERNATIVE FASTENING
OPTION FOR DETAIL 132 AND
133

132 6 ANCHOR DETAIL
090 53-53 DRAWING SCALE
24x36: 3/4:1
11x17: 3/8:1

133 6 ANCHOR DETAIL
091 53-53 DRAWING SCALE
24x36: 3/4:1
11x17: 3/8:1

ALTERNATIVE FASTENING
OPTION FOR DETAIL 142

142 1 ANCHOR DETAIL
070 A6-21A DRAWING SCALE
24x36: N.T.S.
11x17: N.T.S.



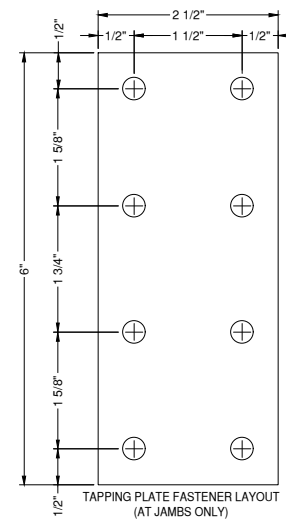
A (THRU BOLTS):
(2) 3/8" SAE GRADE 5 THRU BOLTS AT INTERMEDIATES
(2) 3/8" SAE GRADE 5 BOLTS AT JAMBS

B (TAPPING PLATE FASTENER):
(8) #12 SAE GR 5 COUNTERSUNK FASTENERS AT 3/16" ALUMINUM TAPPING PLATE TO MULLION ARE ADEQUATE AS SHOWN

C (ANGLE):
(2) 3/8" THICK X 6" TALL A36 BENT STEEL ANGLES, 4" LEGS
(1) EACH SIDE OF JAMB, LOCATE THE FIRST BOLT OF THE EMBED AT 2" MAX FROM BEND IN ANGLES

D (CONCRETE INTERMEDIATE):
(4) 1/2" DIA DEWALT SCREW BOLTS
MIN EDGE = 4" (AND 4" FROM ANY INSTALLED EMBEDS)
EMBED = 4 1/4" MIN.
MIN SPACING = 4 1/2" HORIZ, 3 1/2" VERT
(2) EACH SIDE OF INTERMEDIATE MULLION, LOCATE FASTENER 1" MAX FROM BEND

D (CONCRETE JAMB):
(2) 1/2" DIA DEWALT SCREW BOLTS
MIN EDGE = 4" (AND 4" FROM ANY INSTALLED EMBEDS)
EMBED = 4 1/4" MIN.
MIN SPACING = 4 1/2" HORIZ, 3 1/2" VERT
(2) EACH SIDE OF INTERMEDIATE MULLION, LOCATE FASTENER 1" MAX FROM BEND



A (THRU BOLTS):
(2) 3/8" SAE GRADE 5 THRU BOLTS AT INTERMEDIATES
(2) 3/8" SAE GRADE 5 BOLTS AT JAMBS

B (TAPPING PLATE FASTENER):
(8) #12 SAE GR 5 COUNTERSUNK FASTENERS AT 3/16" ALUMINUM TAPPING PLATE TO MULLION ARE ADEQUATE AS SHOWN

C (ANGLE):
(2) 3/8" THICK X 6" TALL A36 BENT STEEL ANGLES, 4" LEGS
(1) EACH SIDE OF JAMB, LOCATE THE FIRST BOLT OF THE EMBED AT 2" MAX FROM BEND IN ANGLES

D (CONCRETE INTERMEDIATE):
(4) 1/2" DIA DEWALT SCREW BOLTS
MIN EDGE = 4" (AND 4" FROM ANY INSTALLED EMBEDS)
EMBED = 4 1/4" MIN.
MIN SPACING = 4 1/2" HORIZ, 3 1/2" VERT
(2) EACH SIDE OF INTERMEDIATE MULLION, LOCATE FASTENER 1" MAX FROM BEND

D (CONCRETE JAMB):
(2) 1/2" DIA DEWALT SCREW BOLTS
MIN EDGE = 4" (AND 4" FROM ANY INSTALLED EMBEDS)
EMBED = 4 1/4" MIN.
MIN SPACING = 4 1/2" HORIZ, 3 1/2" VERT
(2) EACH SIDE OF INTERMEDIATE MULLION, LOCATE FASTENER 1" MAX FROM BEND

GLAZING CONTRACTOR

999 STREET, ST
CITY, STATE 99999
PH: 999.999.9999

MP drafting
& design

www.MPDRAFTING.com
P: 248.522.7096
F: 248.522.7030

ARCHITECT:

RULE JOY TRAMMELL RUBIO
ARCHITECTURE/INTERIOR DESIGN

300 GALLERIA PARKWAY SUITE 740
ATLANTA, GA 30339
P: 770.661.1492
F: 770.661.1493

ARCHITECT NOTE:
ALL NOTES REQUESTING VERIFICATION,
CONFIRMATION, OR INFORMATION THAT ARE
NOT ANSWERED ARE ASSUMED TO BE
CORRECT AS SHOWN ON THESE DRAWINGS.

STAMPS/ SUBMITTALS:

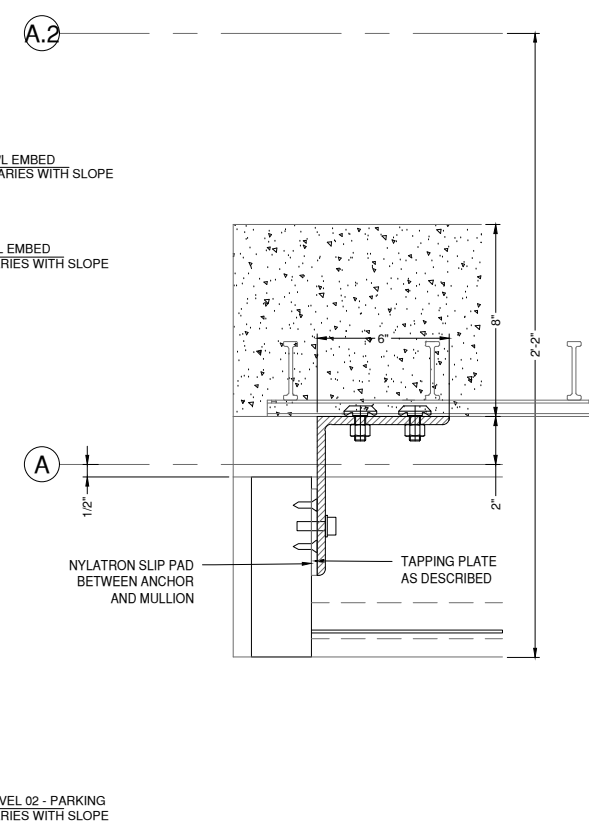
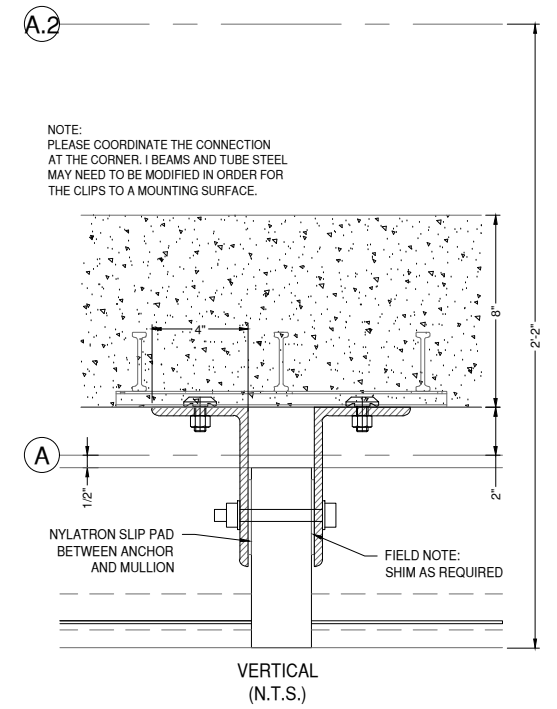
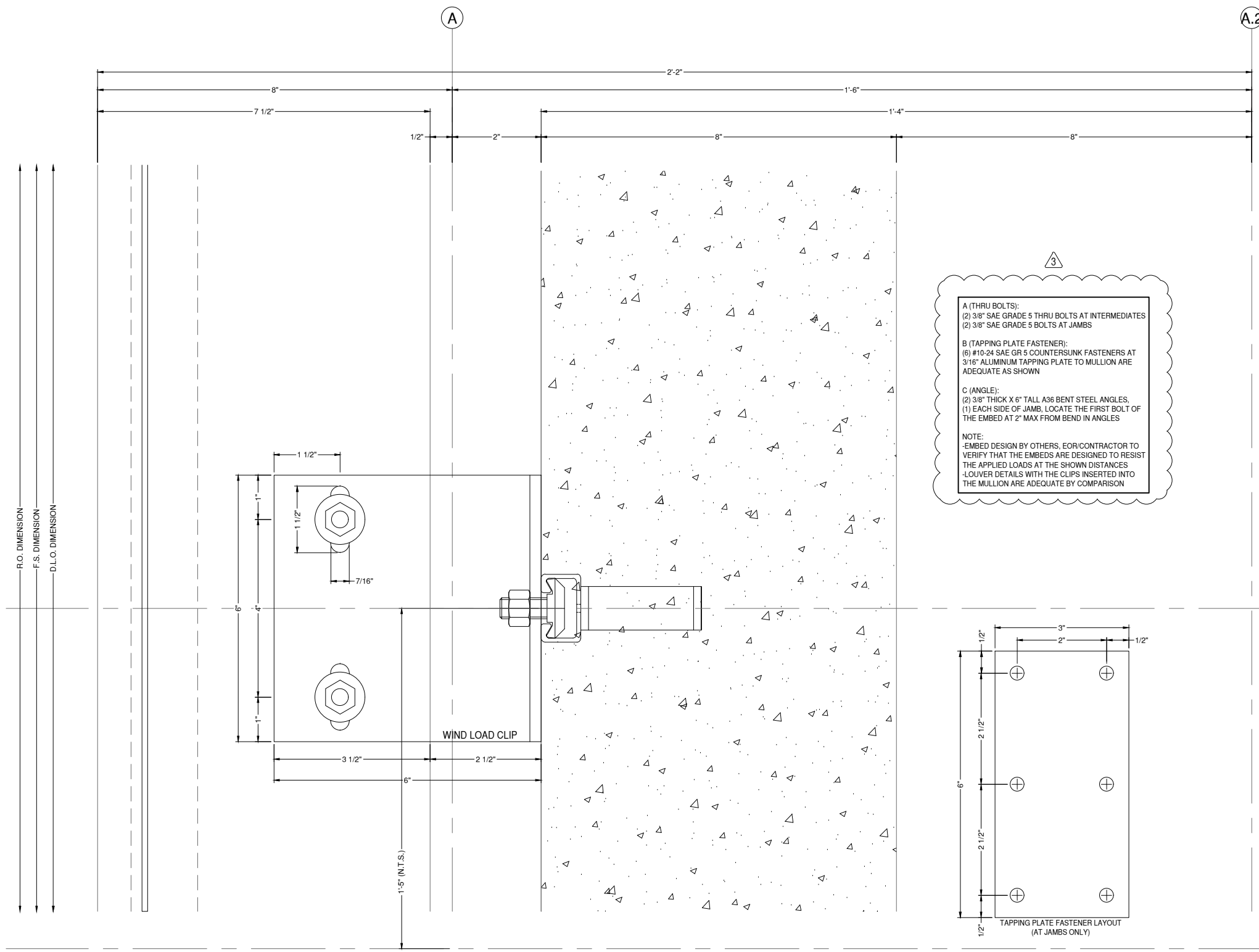
REVISION	DATE
0	10.25.19
1	01.24.20
2	04.07.20
3 - FIELD USE	05.01.20
4	07.22.20
5	10.12.20

PROJECT NUMBER:
19-329

PROJECT NAME:
PROJECT 125

SHEET DESCRIPTION:
DETAILS

SHEET:
D60A



133 6 ANCHOR DETAIL 400SS
 D61 S3-63 DRAWING SCALE
 24x36: 3/4:1
 11x17: 3/8:1

SEE SHEET D60A FOR
 ALTERNATIVE FASTENING
 FOR AREAS WHERE EMBEDS
 ARE NOT AVAILABLE

GLAZING CONTRACTOR

999 STREET, ST
 CITY, STATE 99999
 PH: 999.999.9999

MP drafting & design
 www.MPDRAFTING.com
 P: 248.522.7096
 F: 248.522.7030

ARCHITECT:
 RULE JOY TRAMMELL RUBIO
 ARCHITECTURE/INTERIOR DESIGN
 300 GALLERIA PARKWAY SUITE 740
 ATLANTA, GA 30339
 P: 770.661.1492
 F: 770.661.1493
 ARCHITECT NOTE:
 ALL NOTES REQUESTING VERIFICATION,
 CONFIRMATION, OR INFORMATION THAT ARE
 NOT ANSWERED ARE ASSUMED TO BE
 CORRECT AS SHOWN ON THESE DRAWINGS.

STAMPS/ SUBMITTALS:

REVISION	DATE
0	10.25.19
1	01.24.20
2	04.07.20
3 - FIELD USE	05.01.20
4	07.22.20
5	10.12.20

PROJECT NUMBER:
19-329

PROJECT NAME:
PROJECT 125

SHEET DESCRIPTION:
DETAILS

SHEET:
D61

GLAZING CONTRACTOR

999 STREET, ST
CITY, STATE 99999
PH: 999.999.9999

MP drafting
& design

www.MPDRAFTING.com

P: 248.522.7096
F: 248.522.7030

ARCHITECT:

RULE JOY TRAMMELL RUBIO
ARCHITECTURE/INTERIOR DESIGN

300 GALLERIA PARKWAY SUITE 740
ATLANTA, GA 30339
P: 770.661.1492
F: 770.661.1493

ARCHITECT NOTE:
ALL NOTES REQUESTING VERIFICATION,
CONFIRMATION, OR INFORMATION THAT ARE
NOT ANSWERED ARE ASSUMED TO BE
CORRECT AS SHOWN ON THESE DRAWINGS.

STAMPS/ SUBMITTALS:

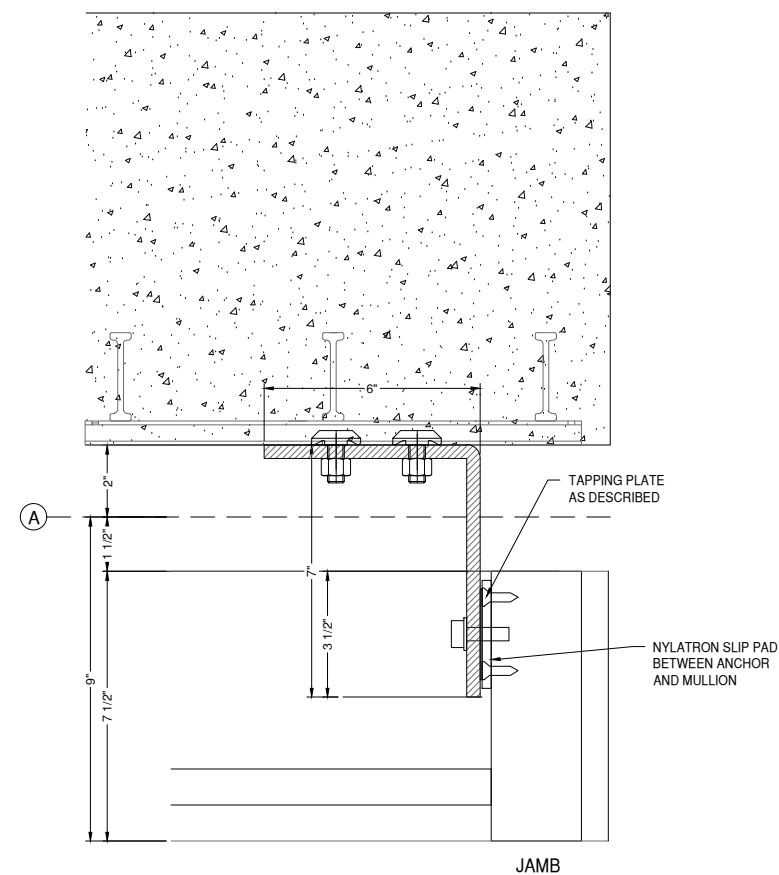
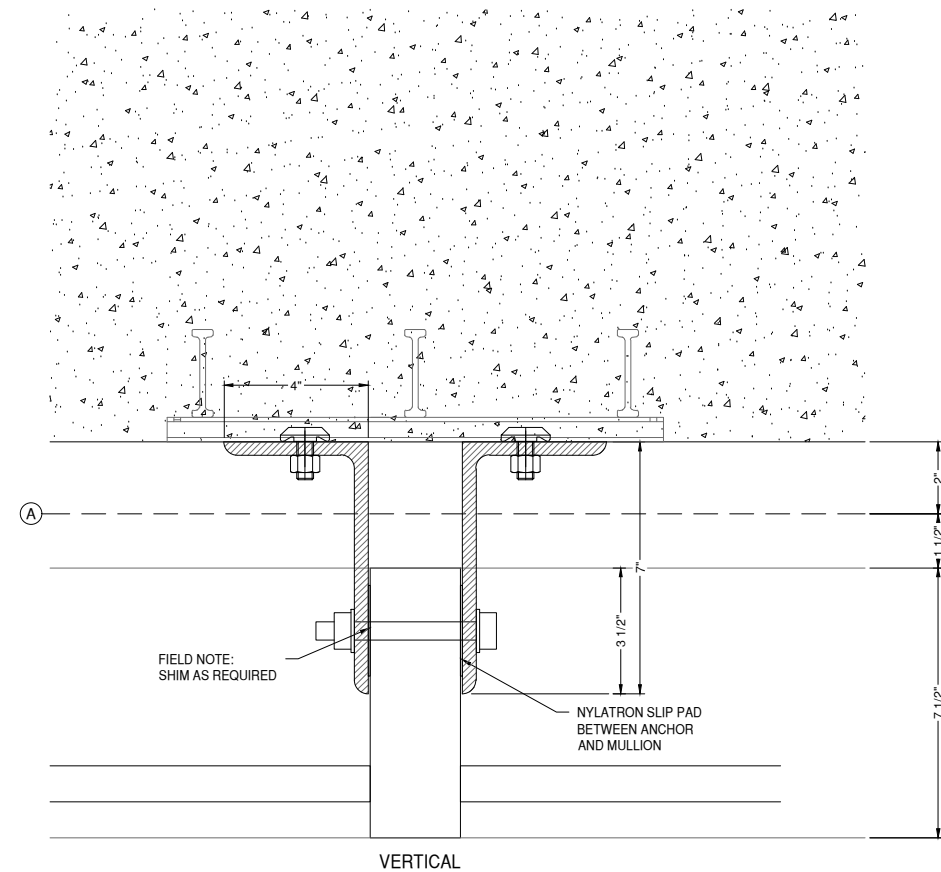
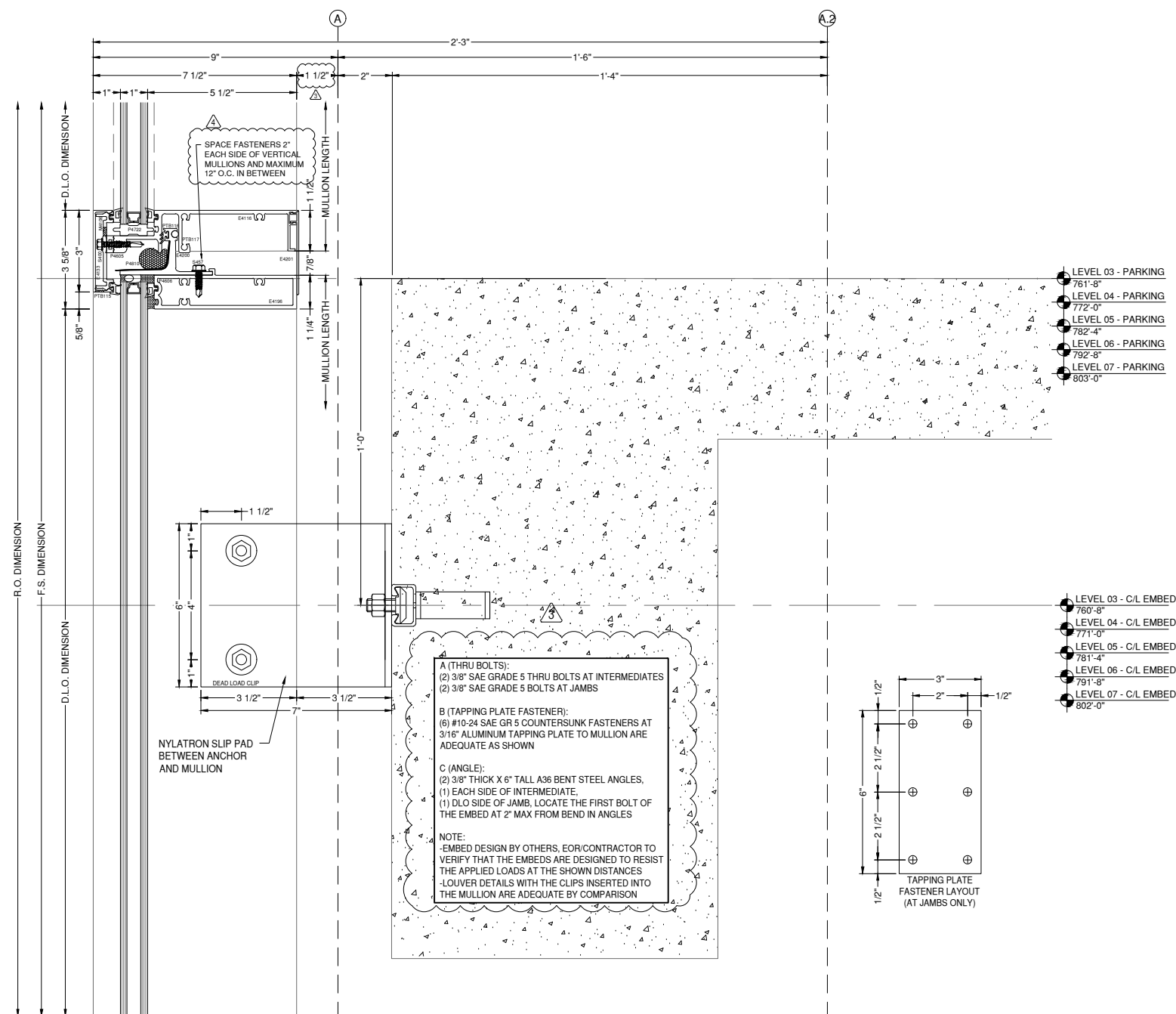
REVISION	DATE
0	10.25.19
1	01.24.20
2	04.07.20
3 - FIELD USE	05.01.20
4	07.22.20
5	10.12.20

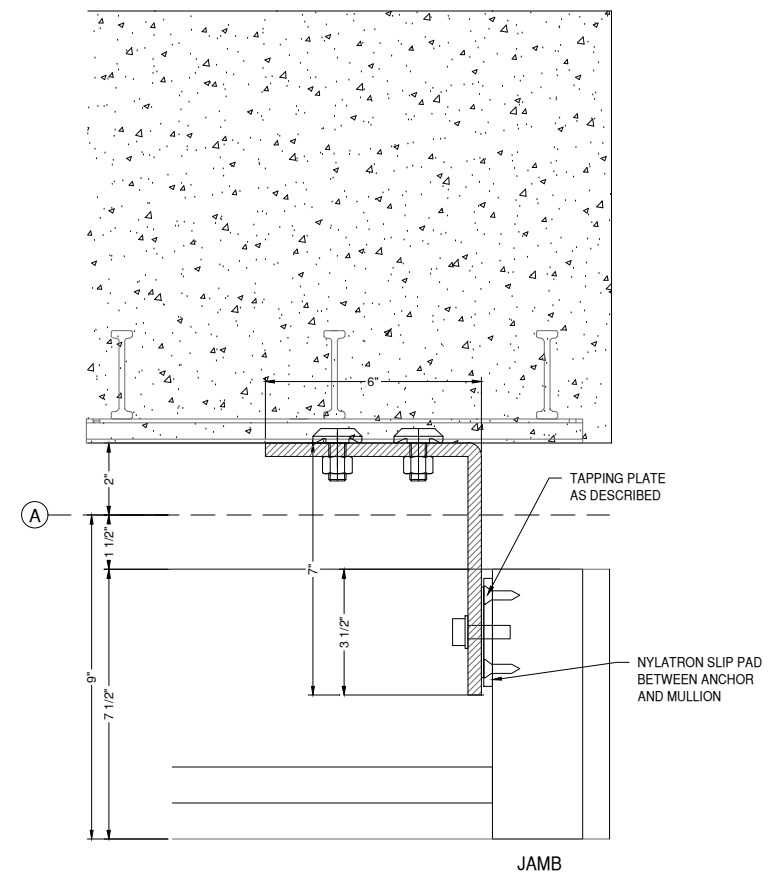
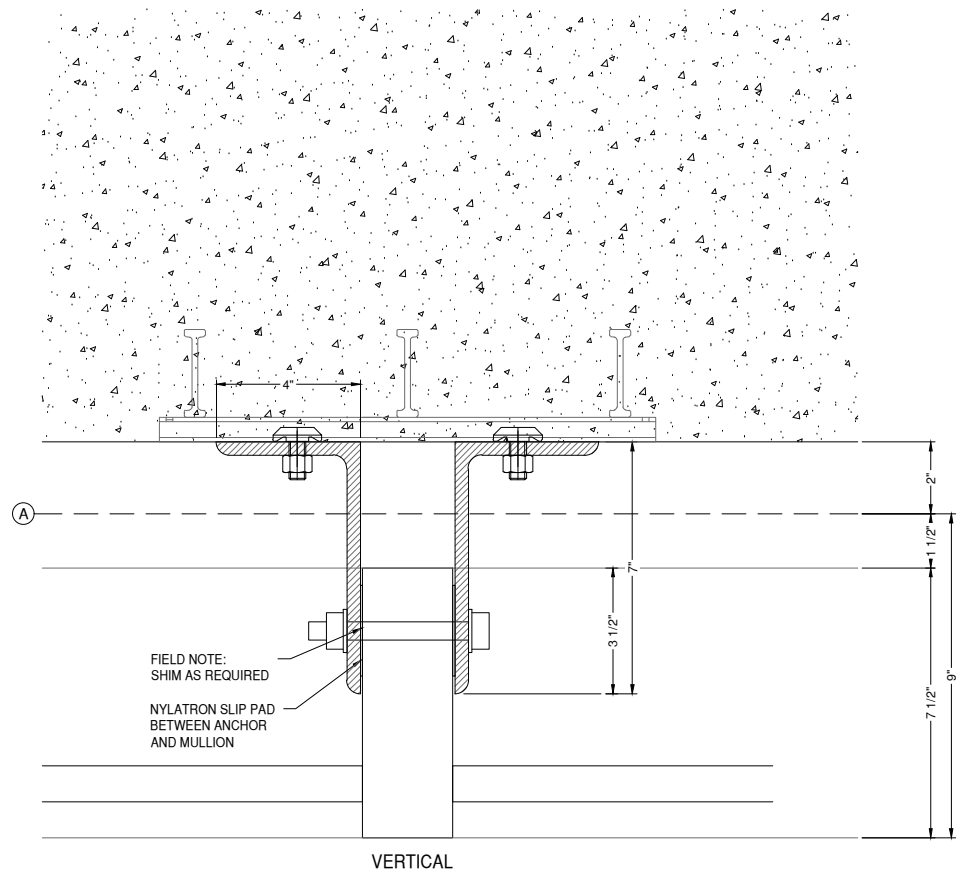
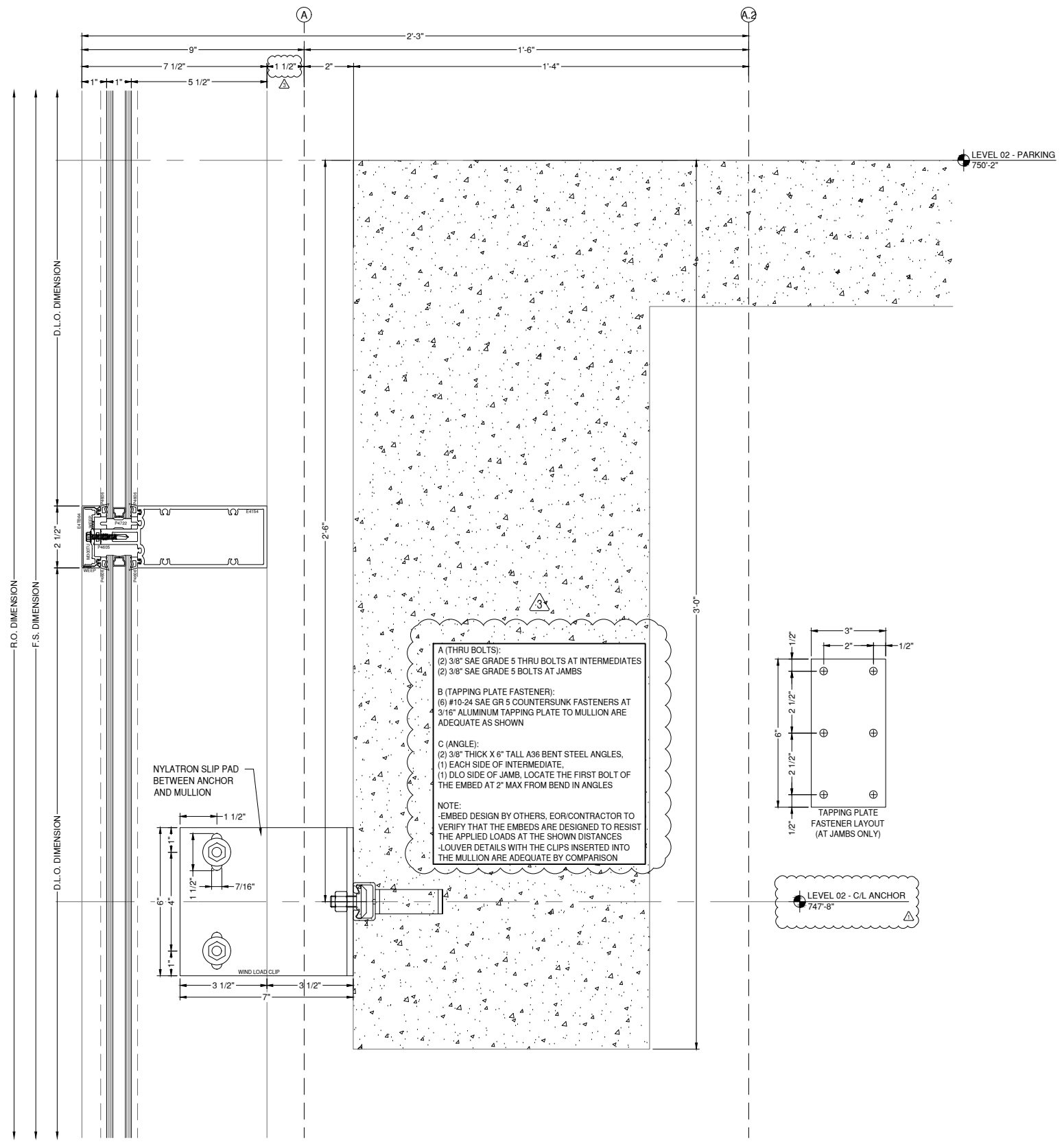
PROJECT NUMBER:
19-329

PROJECT NAME:
PROJECT 125

SHEET DESCRIPTION:
DETAILS

SHEET:
D63





GLAZING CONTRACTOR

999 STREET, ST
 CITY, STATE 99999

PH: 999.999.9999

MP drafting & design
 www.MPDRAFTING.com
 P: 248.522.7096
 F: 248.522.7030

ARCHITECT:
 RULE JOY TRAMMELL RUBIO
 ARCHITECTURE/INTERIOR DESIGN
 300 GALLERIA PARKWAY SUITE 740
 ATLANTA, GA 30339
 P: 770.661.1492
 F: 770.661.1493

ARCHITECT NOTE:
 ALL NOTES REQUESTING VERIFICATION, CONFIRMATION, OR INFORMATION THAT ARE NOT ANSWERED ARE ASSUMED TO BE CORRECT AS SHOWN ON THESE DRAWINGS.

STAMPS/ SUBMITTALS:

REVISION	DATE
0	10.25.19
1	01.24.20
2	04.07.20
3 - FIELD USE	05.01.20
4	07.22.20
5	10.12.20

PROJECT NUMBER:
19-329

PROJECT NAME:
PROJECT 125

SHEET DESCRIPTION:
DETAILS

SHEET:
D64

GLAZING CONTRACTOR

999 STREET, ST
CITY, STATE 99999
PH: 999.999.9999

MP drafting
& design

www.MPDRAFTING.com

P: 248.522.7096
F: 248.522.7030

ARCHITECT:

RULE JOY TRAMMELL RUBIO
ARCHITECTURE/INTERIOR DESIGN

300 GALLERIA PARKWAY SUITE 740
ATLANTA, GA 30339
P: 770.661.1492
F: 770.661.1493

ARCHITECT NOTE:
ALL NOTES REQUESTING VERIFICATION,
CONFIRMATION, OR INFORMATION THAT ARE
NOT ANSWERED ARE ASSUMED TO BE
CORRECT AS SHOWN ON THESE DRAWINGS.

STAMPS/ SUBMITTALS:

REVISION	DATE
0	10.25.19
1	01.24.20
2	04.07.20
3 - FIELD USE	05.01.20
4	07.22.20
5	10.12.20

PROJECT NUMBER:

19-329

PROJECT NAME:

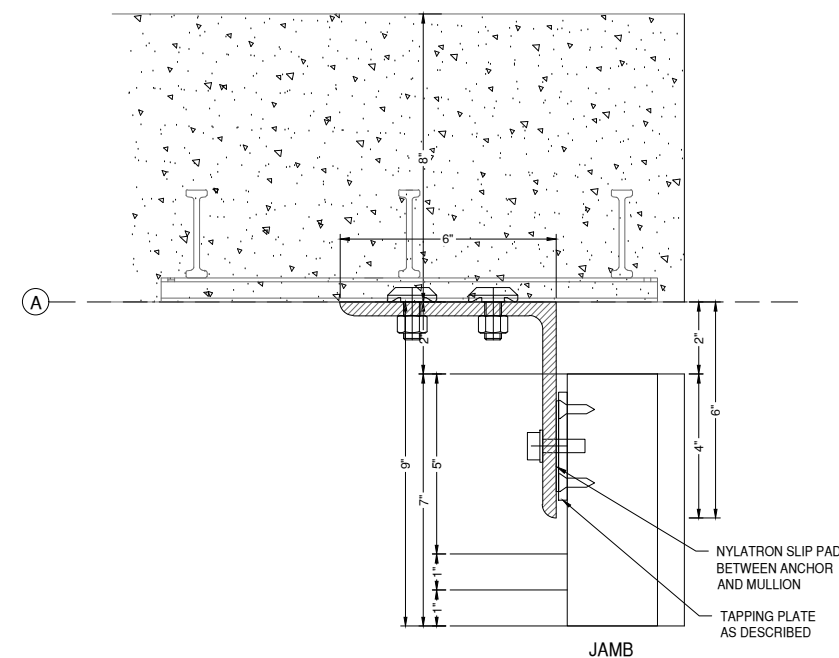
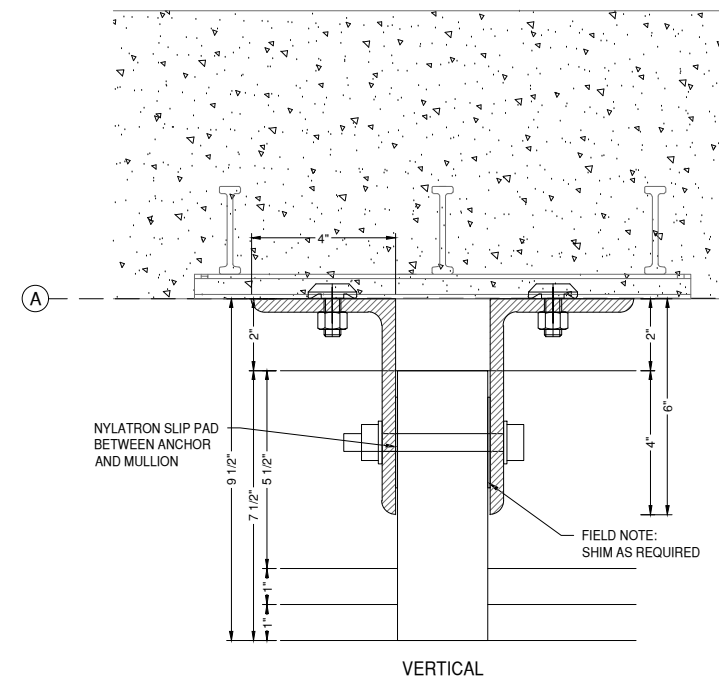
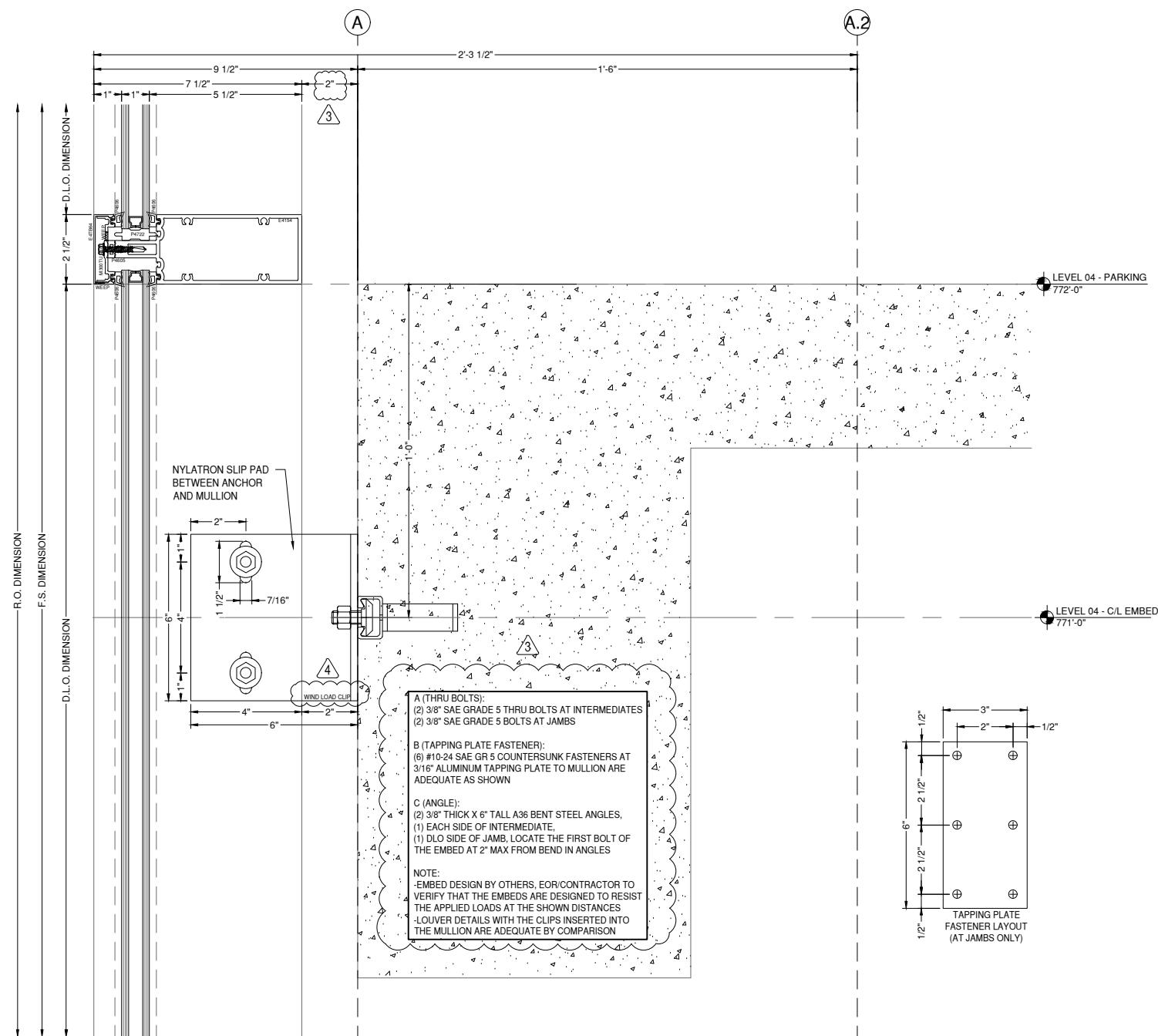
PROJECT 125

SHEET DESCRIPTION:

DETAILS

SHEET:

D66



138 ANCHOR DETAIL
D66
DRAWING SCALE
24x36: N.T.S.
11x17: N.T.S.

GLAZING CONTRACTOR

999 STREET, ST
CITY, STATE 99999
PH: 999.999.9999

MP drafting
& design

www.MPDRAFTING.com
P: 248.522.7096
F: 248.522.7030

ARCHITECT:

RULE JOY TRAMMELL RUBIO
ARCHITECTURE/INTERIOR DESIGN

300 GALLERIA PARKWAY SUITE 740
ATLANTA, GA 30339
P: 770.661.1492
F: 770.661.1493

ARCHITECT NOTE:
ALL NOTES REQUESTING VERIFICATION,
CONFIRMATION, OR INFORMATION THAT ARE
NOT ANSWERED ARE ASSUMED TO BE
CORRECT AS SHOWN ON THESE DRAWINGS.

STAMPS/ SUBMITTALS:

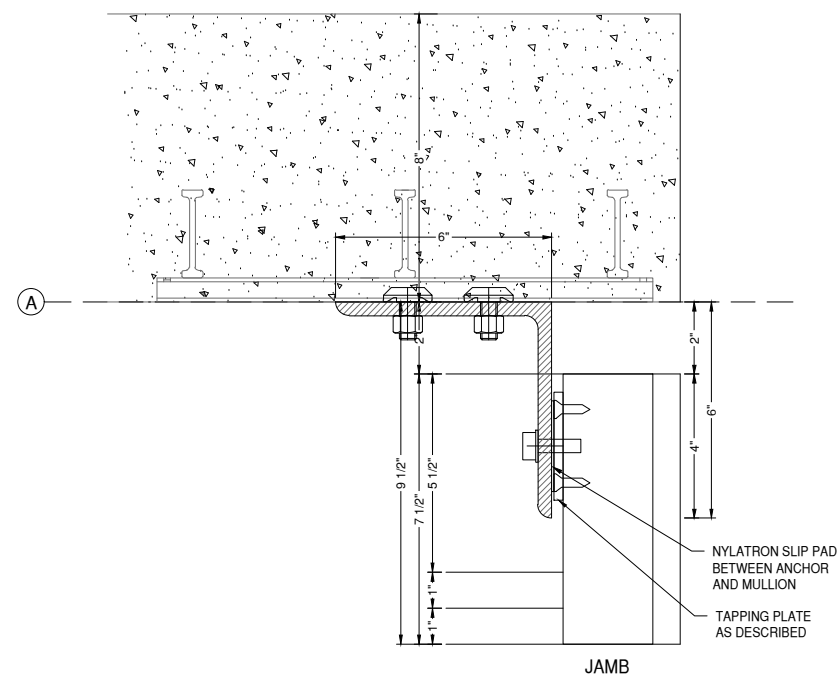
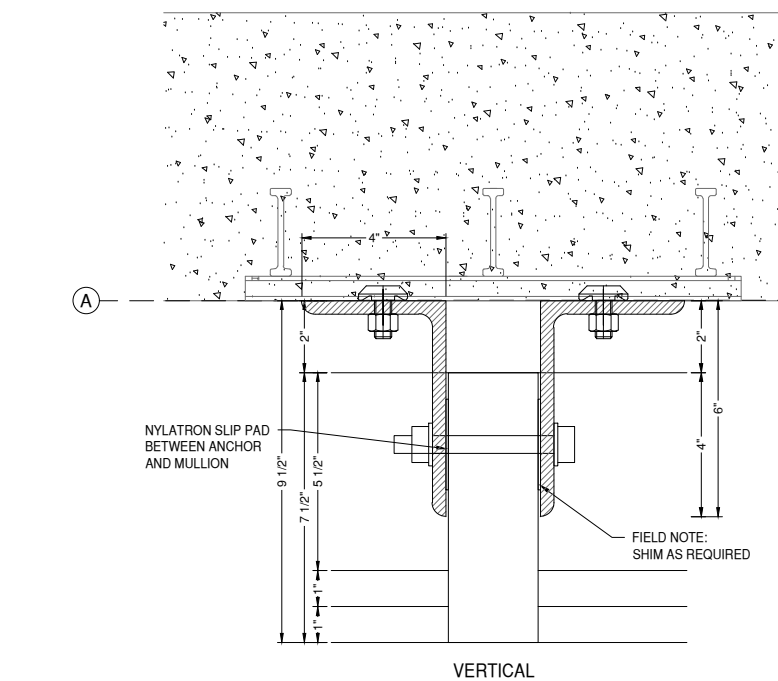
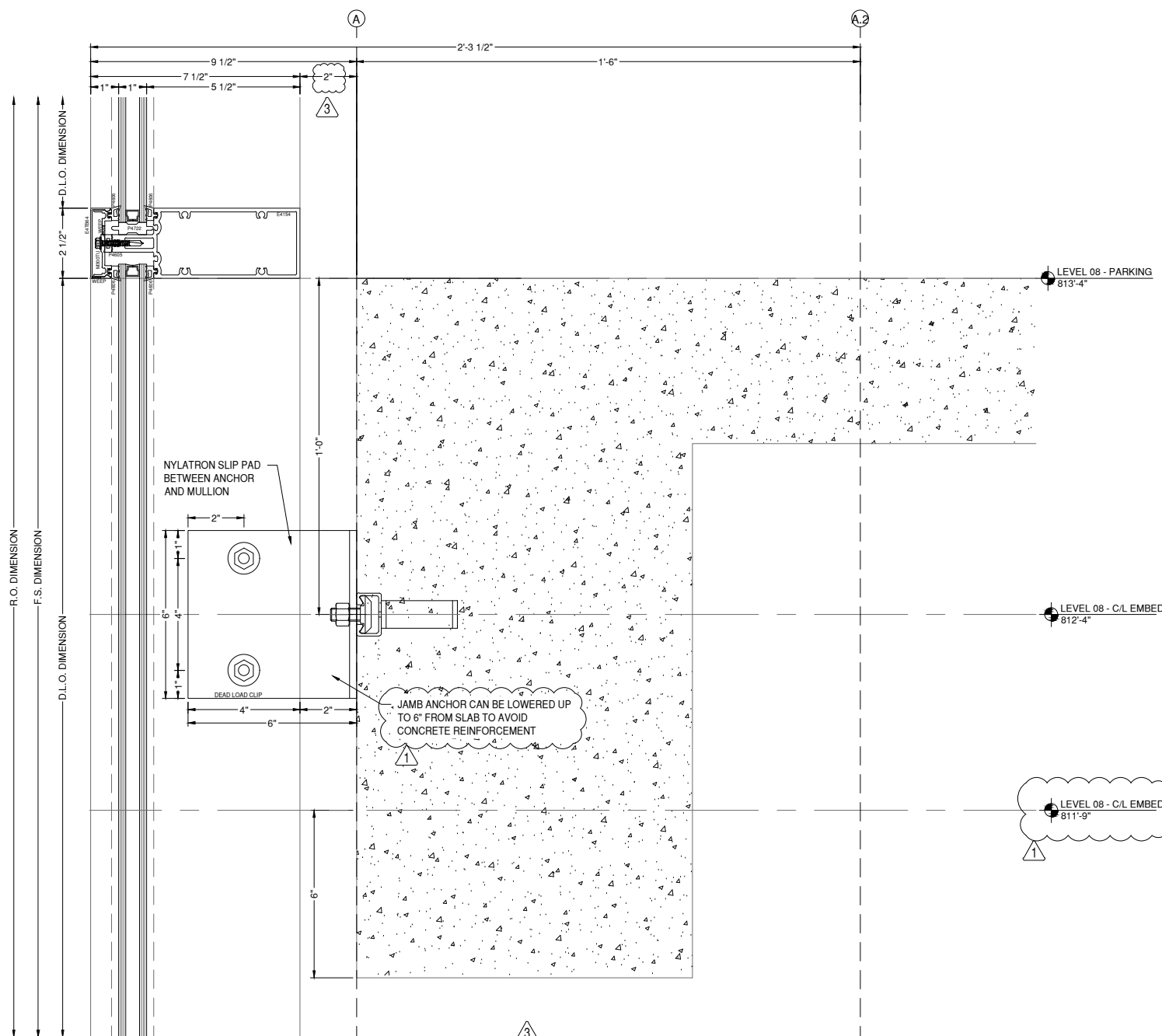
REVISION	DATE
0	10.25.19
1	01.24.20
2	04.07.20
3 - FIELD USE	05.01.20
4	07.22.20
5	10.12.20

PROJECT NUMBER:
19-329

PROJECT NAME:
PROJECT 125

SHEET DESCRIPTION:
DETAILS

SHEET:
D67



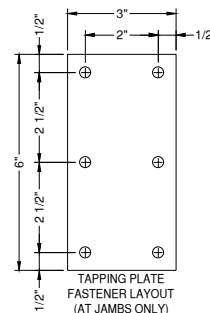
139 - ANCHOR DETAIL
D67
DRAWING SCALE
24x36: N.T.S.
11x17: N.T.S.

A (THRU BOLTS):
(2) 3/8" SAE GRADE 5 THRU BOLTS AT INTERMEDIATES
(2) 3/8" SAE GRADE 5 BOLTS AT JAMBS

B (TAPPING PLATE FASTENER):
(6) #10-24 SAE GR 5 COUNTERSUNK FASTENERS AT 3/16" ALUMINUM TAPPING PLATE TO MULLION ARE ADEQUATE AS SHOWN

C (ANGLE):
(2) 3/8" THICK X 6" TALL A36 BENT STEEL ANGLES,
(1) EACH SIDE OF INTERMEDIATE,
(1) DLO SIDE OF JAMB, LOCATE THE FIRST BOLT OF THE EMBED AT 2" MAX FROM BEND IN ANGLES

NOTE:
- EMBED DESIGN BY OTHERS, EOR/CONTRACTOR TO VERIFY THAT THE EMBEDS ARE DESIGNED TO RESIST THE APPLIED LOADS AT THE SHOWN DISTANCES
- LOUVER DETAILS WITH THE CLIPS INSERTED INTO THE MULLION ARE ADEQUATE BY COMPARISON



GLAZING CONTRACTOR

999 STREET, ST
CITY, STATE 99999
PH: 999.999.9999

MP drafting
& design

www.MPDRAFTING.com

P: 248.522.7096
F: 248.522.7030

ARCHITECT:

RULE JOY TRAMMELL RUBIO
ARCHITECTURE/INTERIOR DESIGN

300 GALLERIA PARKWAY SUITE 740
ATLANTA, GA 30339
P: 770.661.1492
F: 770.661.1493

ARCHITECT NOTE:
ALL NOTES REQUESTING VERIFICATION,
CONFIRMATION, OR INFORMATION THAT ARE
NOT ANSWERED ARE ASSUMED TO BE
CORRECT AS SHOWN ON THESE DRAWINGS.

STAMPS/ SUBMITTALS:

REVISION	DATE
0	10.25.19
1	01.24.20
2	04.07.20
3 - FIELD USE	05.01.20
4	07.22.20
5	10.12.20

PROJECT NUMBER:

19-329

PROJECT NAME:

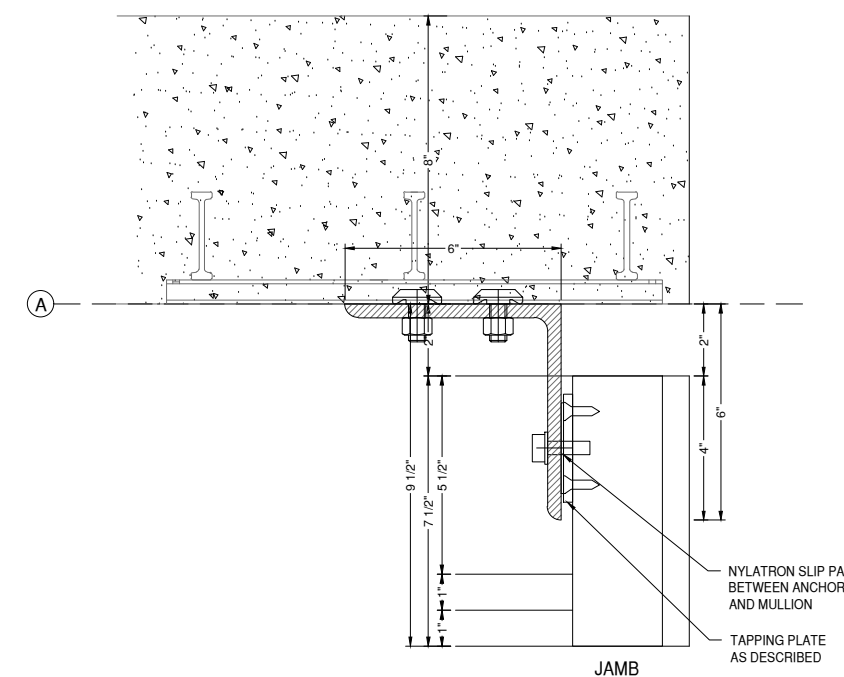
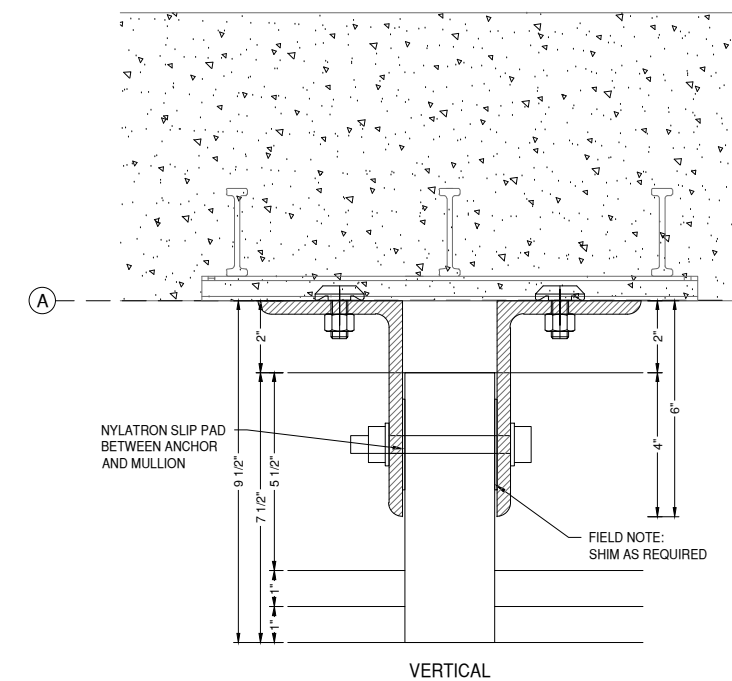
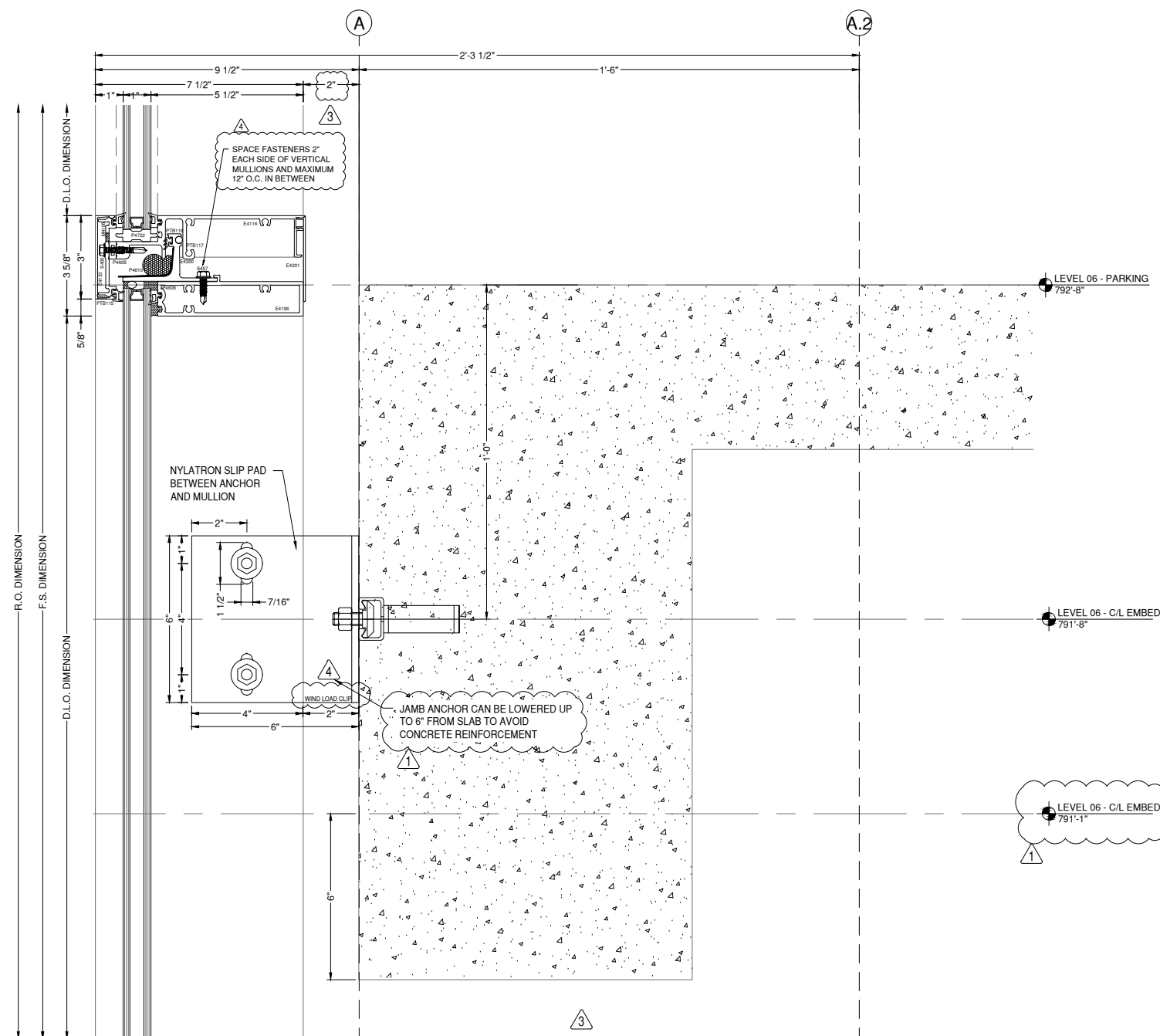
PROJECT 125

SHEET DESCRIPTION:

DETAILS

SHEET:

D68



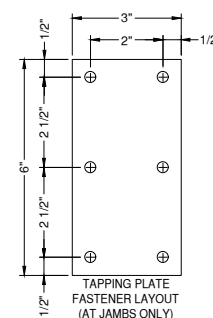
140
D68
ANCHOR DETAIL
DRAWING SCALE
24x36: N.T.S.
11x17: N.T.S.

A (THRU BOLTS):
(2) 3/8" SAE GRADE 5 THRU BOLTS AT INTERMEDIATES
(2) 3/8" SAE GRADE 5 BOLTS AT JAMBS

B (TAPPING PLATE FASTENER):
(6) #10-24 SAE GR 5 COUNTERSUNK FASTENERS AT 3/16" ALUMINUM TAPPING PLATE TO MULLION ARE ADEQUATE AS SHOWN

C (ANGLE):
(2) 3/8" THICK X 6" TALL A36 BENT STEEL ANGLES,
(1) EACH SIDE OF INTERMEDIATE,
(1) DLO SIDE OF JAMB, LOCATE THE FIRST BOLT OF THE EMBED AT 2" MAX FROM BEND IN ANGLES

NOTE:
- EMBED DESIGN BY OTHERS, EOR/CONTRACTOR TO VERIFY THAT THE EMBEDS ARE DESIGNED TO RESIST THE APPLIED LOADS AT THE SHOWN DISTANCES
- LOUVER DETAILS WITH THE CLIPS INSERTED INTO THE MULLION ARE ADEQUATE BY COMPARISON



GLAZING CONTRACTOR

999 STREET, ST
CITY, STATE 99999
PH: 999.999.9999

MP drafting
& design

www.MPDRAFTING.com

P: 248.522.7096
F: 248.522.7030

ARCHITECT:

RULE JOY TRAMMELL RUBIO
ARCHITECTURE/INTERIOR DESIGN

300 GALLERIA PARKWAY SUITE 740
ATLANTA, GA 30339
P: 770.661.1492
F: 770.661.1493

ARCHITECT NOTE:
ALL NOTES REQUESTING VERIFICATION,
CONFIRMATION, OR INFORMATION THAT ARE
NOT ANSWERED ARE ASSUMED TO BE
CORRECT AS SHOWN ON THESE DRAWINGS.

STAMPS/ SUBMITTALS:

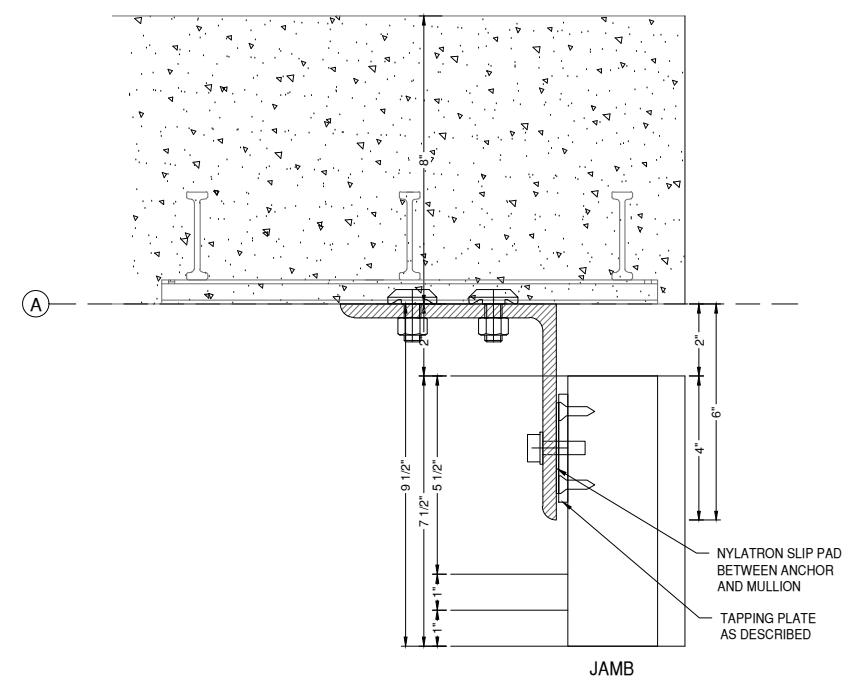
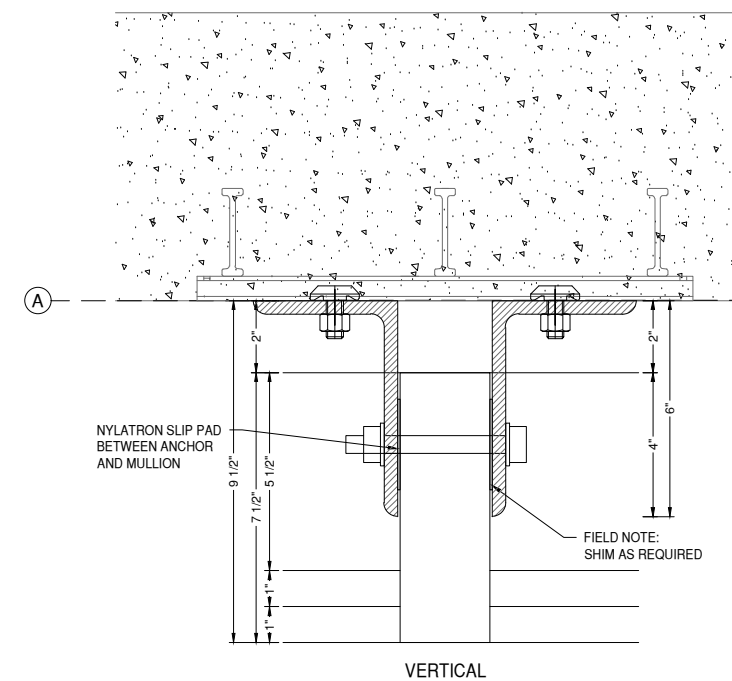
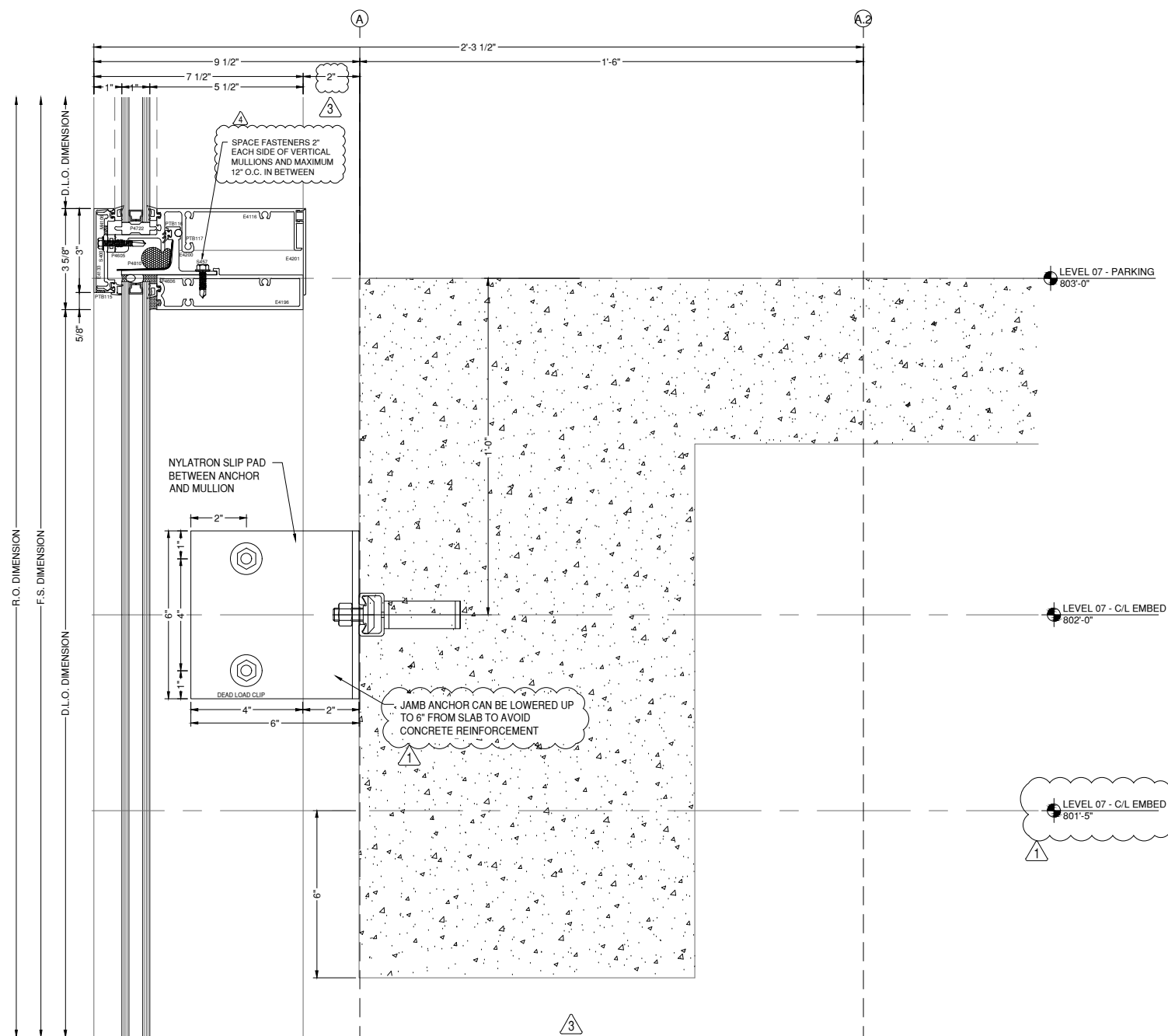
REVISION	DATE
0	10.25.19
1	01.24.20
2	04.07.20
3 - FIELD USE	05.01.20
4	07.22.20
5	10.12.20

PROJECT NUMBER:
19-329

PROJECT NAME:
PROJECT 125

SHEET DESCRIPTION:
DETAILS

SHEET:
D69



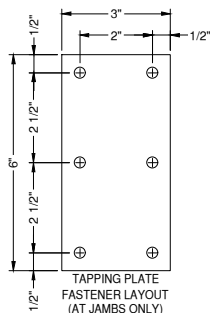
141 ANCHOR DETAIL
DRAWING SCALE
24x36: N.T.S.
11x17: N.T.S.

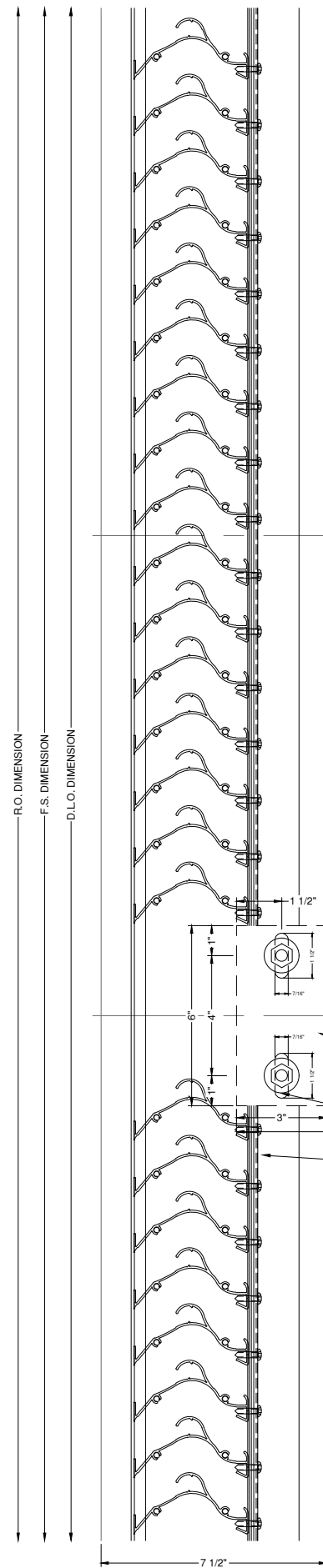
A (THRU BOLTS):
(2) 3/8" SAE GRADE 5 THRU BOLTS AT INTERMEDIATES
(2) 3/8" SAE GRADE 5 BOLTS AT JAMBS

B (TAPPING PLATE FASTENER):
(6) #10-24 SAE GR 5 COUNTERSUNK FASTENERS AT 3/16" ALUMINUM TAPPING PLATE TO MULLION ARE ADEQUATE AS SHOWN

C (ANGLE):
(2) 3/8" THICK X 6" TALL A36 BENT STEEL ANGLES,
(1) EACH SIDE OF INTERMEDIATE,
(1) DLO SIDE OF JAMB, LOCATE THE FIRST BOLT OF THE EMBED AT 2" MAX FROM BEND IN ANGLES

NOTE:
- EMBED DESIGN BY OTHERS, EOR/CONTRACTOR TO VERIFY THAT THE EMBEDS ARE DESIGNED TO RESIST THE APPLIED LOADS AT THE SHOWN DISTANCES
- LOUVER DETAILS WITH THE CLIPS INSERTED INTO THE MULLION ARE ADEQUATE BY COMPARISON





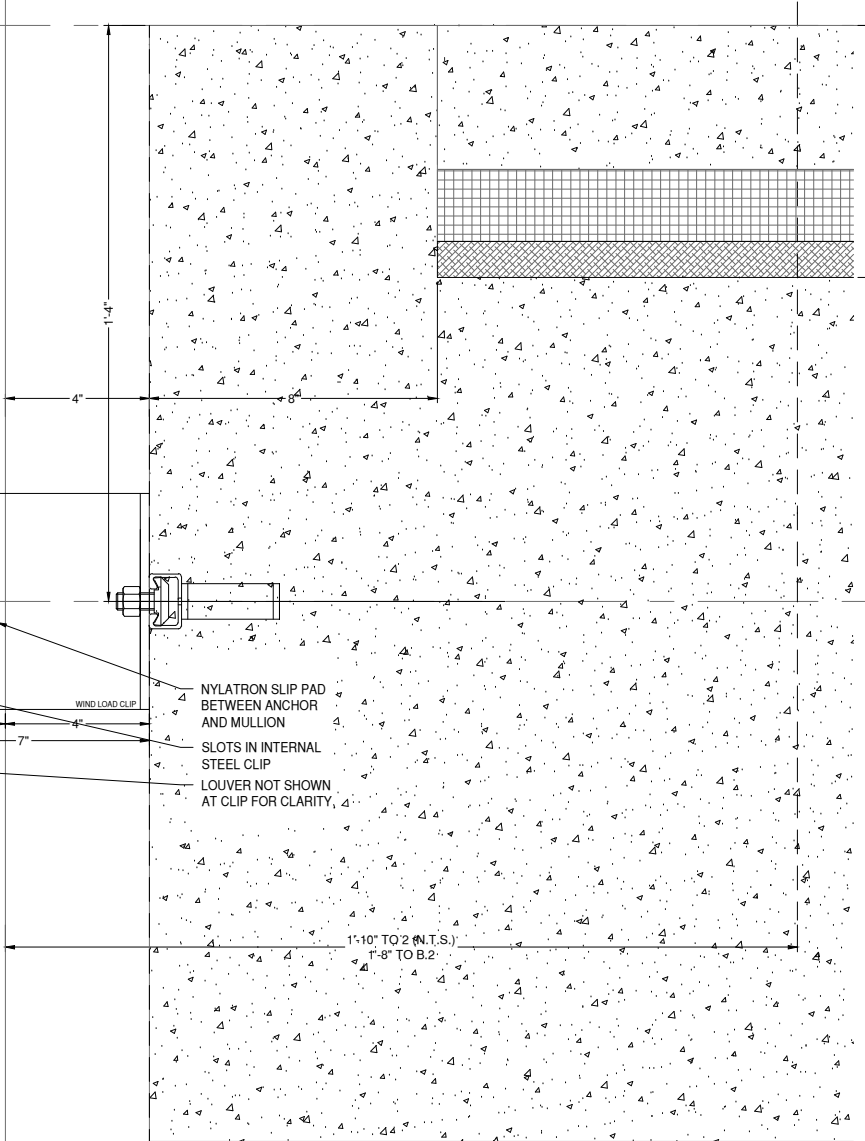
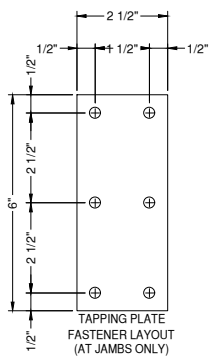
SEE SHEET D-7 FOR EXPANDED LOUVER ANCHOR DETAIL AND NOTES

A (THRU BOLTS):
 (2) 3/8" SAE GRADE 5 THRU BOLTS AT INTERMEDIATES
 (2) 3/8" SAE GRADE 5 BOLTS AT JAMBS

B (TAPPING PLATE FASTENER):
 (6) #10-24 SAE GR 5 COUNTERSUNK FASTENERS AT 3/16" ALUMINUM TAPPING PLATE TO MULLION ARE ADEQUATE AS SHOWN

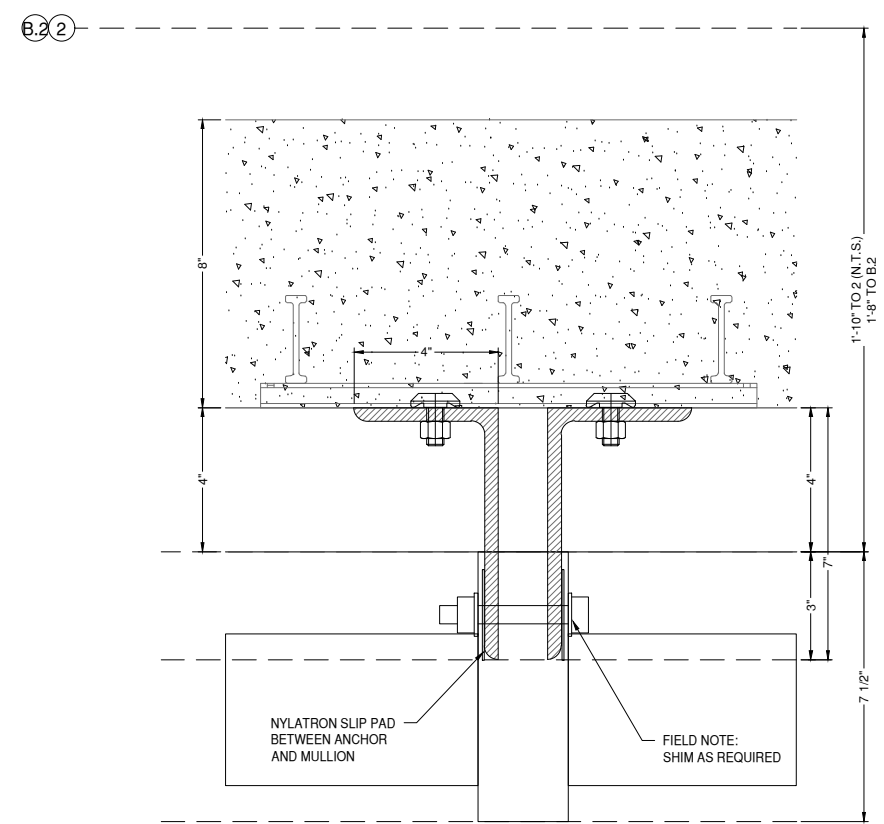
C (ANGLE):
 (2) 3/8" THICK X 6" TALL A36 BENT STEEL ANGLES,
 (1) EACH SIDE OF INTERMEDIATE,
 (1) DLO SIDE OF JAMB. LOCATE THE FIRST BOLT OF THE EMBED AT 2" MAX FROM BEND IN ANGLES

NOTE:
 -EMBED DESIGN BY OTHERS, EOR/CONTRACTOR TO VERIFY THAT THE EMBEDS ARE DESIGNED TO RESIST THE APPLIED LOADS AT THE SHOWN DISTANCES
 -LOUVER DETAILS WITH THE CLIPS INSERTED INTO THE MULLION ARE ADEQUATE BY COMPARISON

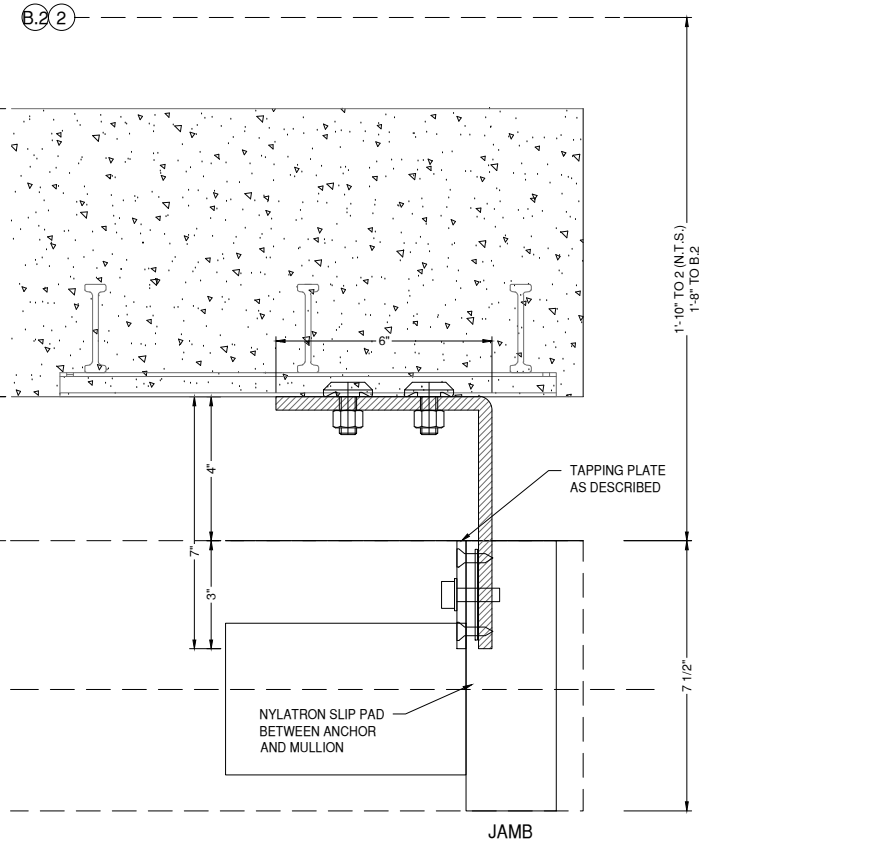


142 ANCHOR DETAIL
 D70 A6-21A
 DRAWING SCALE
 24x36: N.T.S.
 11x17: N.T.S.

SEE SHEET D60A FOR ALTERNATIVE FASTENING FOR AREAS WHERE EMBEDS ARE NOT AVAILABLE



NOTE:
 • MULLIONS TO BE FIELD DRILLED FOR BOLTS.
 • JAMB MULLIONS AND TAPPING PLATES WILL BE FIELD DRILLED AND TAPPED ON SITE.
 • STEEL ANGLES WILL BE SLOTTED AS SHOWN.



GLAZING CONTRACTOR

999 STREET, ST
 CITY, STATE 99999
 PH: 999.999.9999

MP drafting & design
 www.MPDRAFTING.com
 P: 248.522.7096
 F: 248.522.7030

ARCHITECT:
 RULE JOY TRAMMELL RUBIO
 ARCHITECTURE/INTERIOR DESIGN
 300 GALLERIA PARKWAY SUITE 740
 ATLANTA, GA 30339
 P: 770.661.1492
 F: 770.661.1493

ARCHITECT NOTE:
 ALL NOTES REQUESTING VERIFICATION, CONFIRMATION, OR INFORMATION THAT ARE NOT ANSWERED ARE ASSUMED TO BE CORRECT AS SHOWN ON THESE DRAWINGS.

STAMPS/ SUBMITTALS:

REVISION	DATE
0	10.25.19
1	01.24.20
2	04.07.20
3 - FIELD USE	05.01.20
4	07.22.20
5	10.12.20

PROJECT NUMBER:
19-329

PROJECT NAME:
PROJECT 125

SHEET DESCRIPTION:
DETAILS

SHEET:
D70

GLAZING CONTRACTOR

999 STREET, ST
CITY, STATE 99999
PH: 999.999.9999



www.MPDRAFTING.com
P: 248.522.7096
F: 248.522.7030

ARCHITECT:

RULE JOY TRAMMELL RUBIO
ARCHITECTURE/INTERIOR DESIGN

300 GALLERIA PARKWAY SUITE 740
ATLANTA, GA 30339
P: 770.661.1492
F: 770.661.1493

ARCHITECT NOTE:
ALL NOTES REQUESTING VERIFICATION,
CONFIRMATION, OR INFORMATION THAT ARE
NOT ANSWERED ARE ASSUMED TO BE
CORRECT AS SHOWN ON THESE DRAWINGS.

STAMPS/ SUBMITTALS:

REVISION	DATE
0	10.25.19
1	01.24.20
2	04.07.20
3 - FIELD USE	05.01.20
4	07.22.20
5	10.12.20

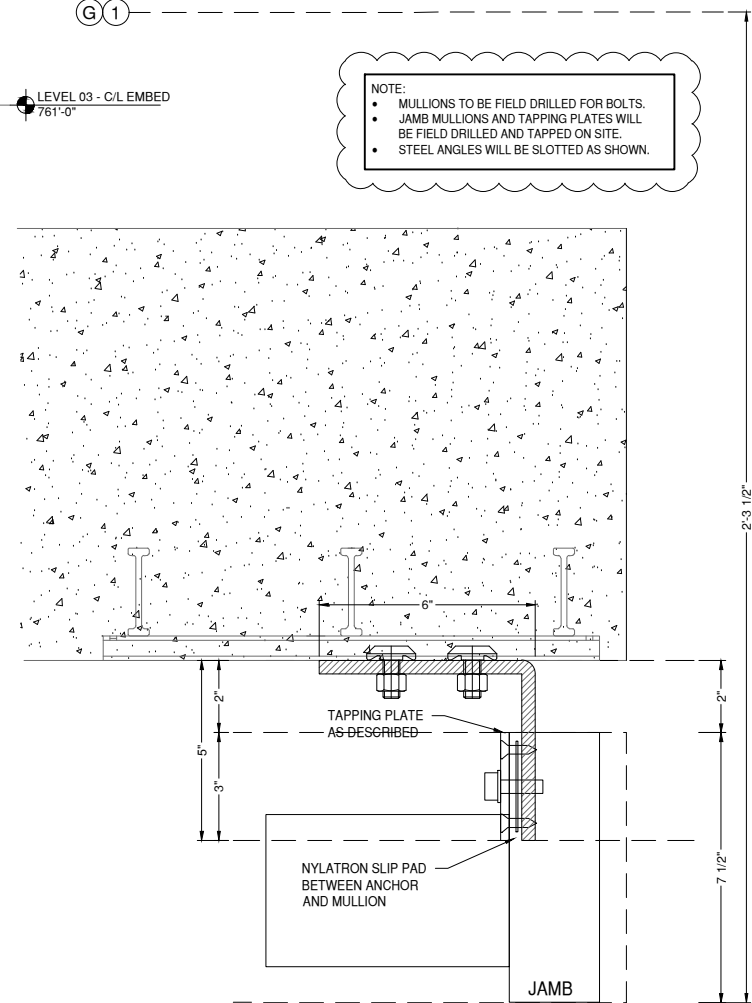
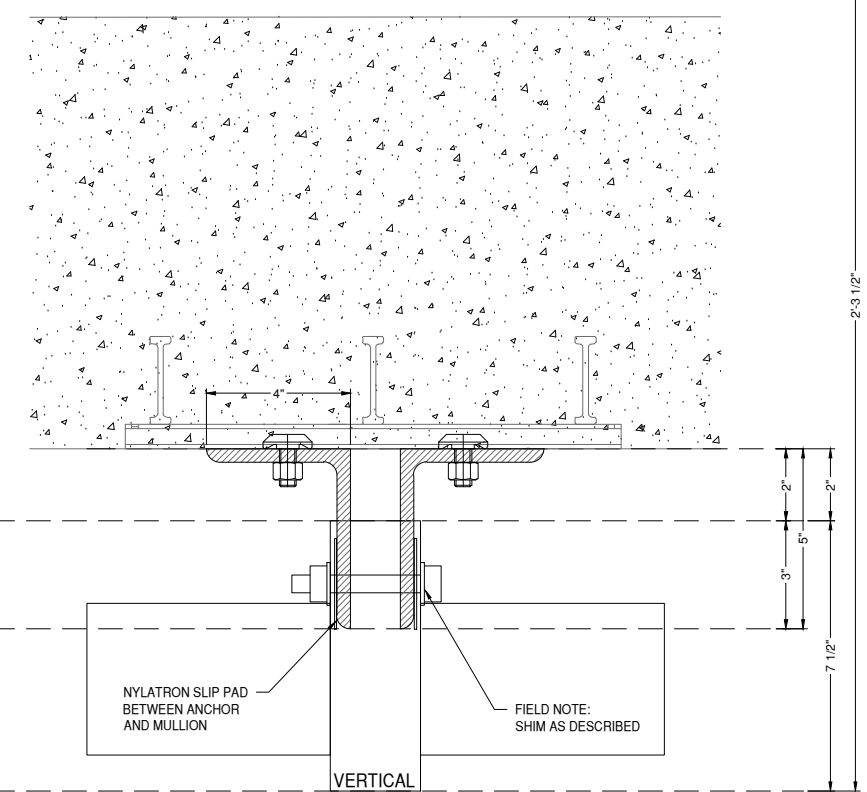
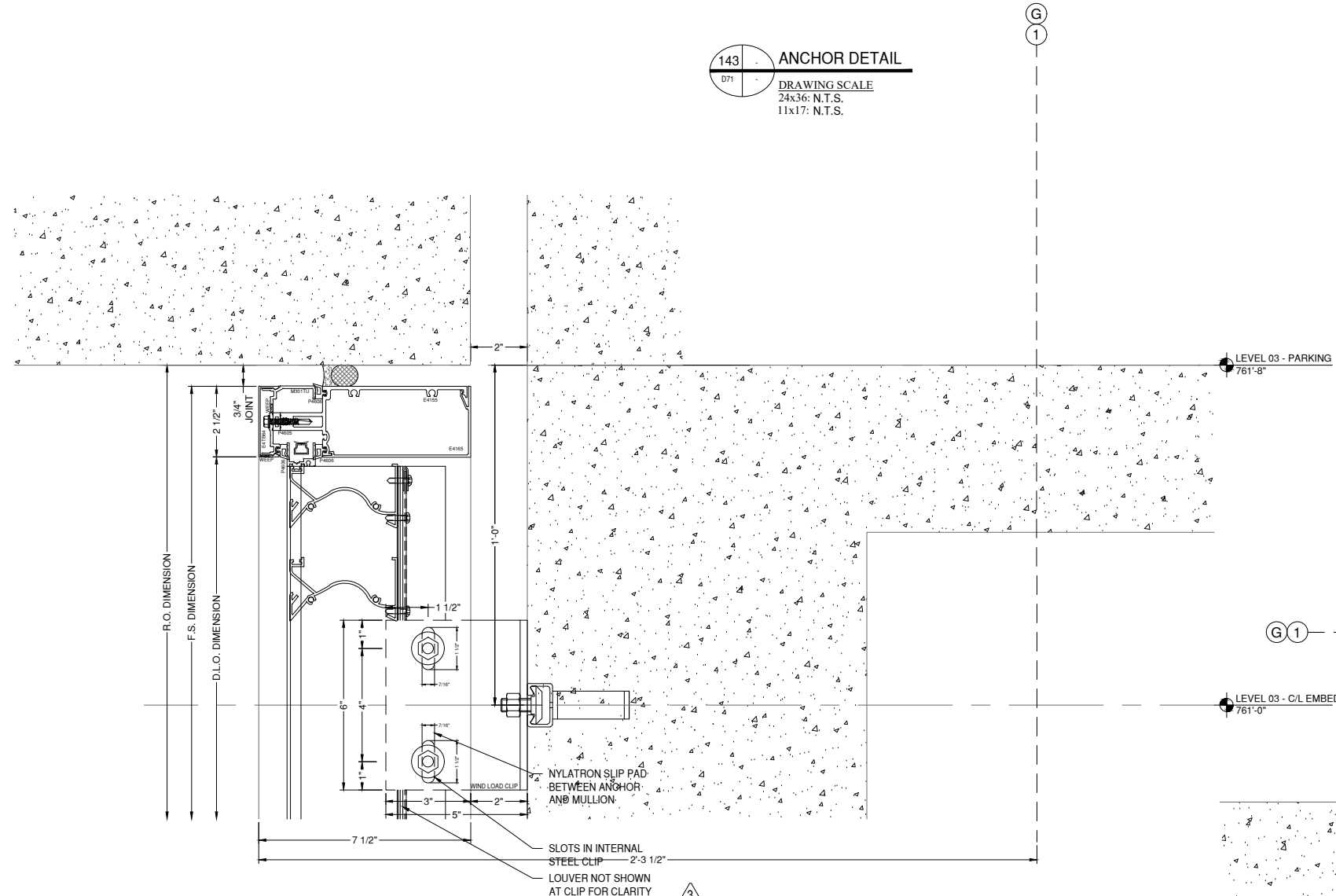
PROJECT NUMBER:
19-329

PROJECT NAME:
PROJECT 125

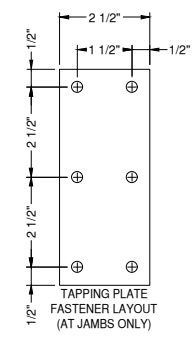
SHEET DESCRIPTION:
DETAILS

SHEET:
D71

143 ANCHOR DETAIL
D71
DRAWING SCALE
24x36: N.T.S.
11x17: N.T.S.



NOTE:
• MULLIONS TO BE FIELD DRILLED FOR BOLTS.
• JAMB MULLIONS AND TAPPING PLATES WILL BE FIELD DRILLED AND TAPPED ON SITE.
• STEEL ANGLES WILL BE SLOTTED AS SHOWN.



A (THRU BOLTS):
(2) 3/8" SAE GRADE 5 THRU BOLTS AT INTERMEDIATES
(2) 3/8" SAE GRADE 5 BOLTS AT JAMBS

B (TAPPING PLATE FASTENER):
(6) #10-24 SAE GR 5 COUNTERSUNK FASTENERS AT 3/16" ALUMINUM TAPPING PLATE TO MULLION ARE ADEQUATE AS SHOWN

C (ANGLE):
(2) 3/8" THICK X 6" TALL A36 BENT STEEL ANGLES,
(1) EACH SIDE OF INTERMEDIATE,
(1) DLO SIDE OF JAMB, LOCATE THE FIRST BOLT OF THE EMBED AT 2" MAX FROM BEND IN ANGLES

NOTE:
- EMBED DESIGN BY OTHERS, EOR/CONTRACTOR TO VERIFY THAT THE EMBEDS ARE DESIGNED TO RESIST THE APPLIED LOADS AT THE SHOWN DISTANCES
- LOUVER DETAILS WITH THE CLIPS INSERTED INTO THE MULLION ARE ADEQUATE BY COMPARISON

SEE SHEET D-7 FOR EXPANDED
LOUVER ANCHOR DETAIL AND
NOTES

GLAZING CONTRACTOR

999 STREET, ST
CITY, STATE 99999
PH: 999.999.9999



www.MPDRAFTING.com

P: 248.522.7096
F: 248.522.7030

ARCHITECT:

RULE JOY TRAMMELL RUBIO
ARCHITECTURE/INTERIOR DESIGN

300 GALLERIA PARKWAY SUITE 740
ATLANTA, GA 30339
P: 770.661.1492
F: 770.661.1493

ARCHITECT NOTE:
ALL NOTES REQUESTING VERIFICATION,
CONFIRMATION, OR INFORMATION THAT ARE
NOT ANSWERED ARE ASSUMED TO BE
CORRECT AS SHOWN ON THESE DRAWINGS.

STAMPS/ SUBMITTALS:

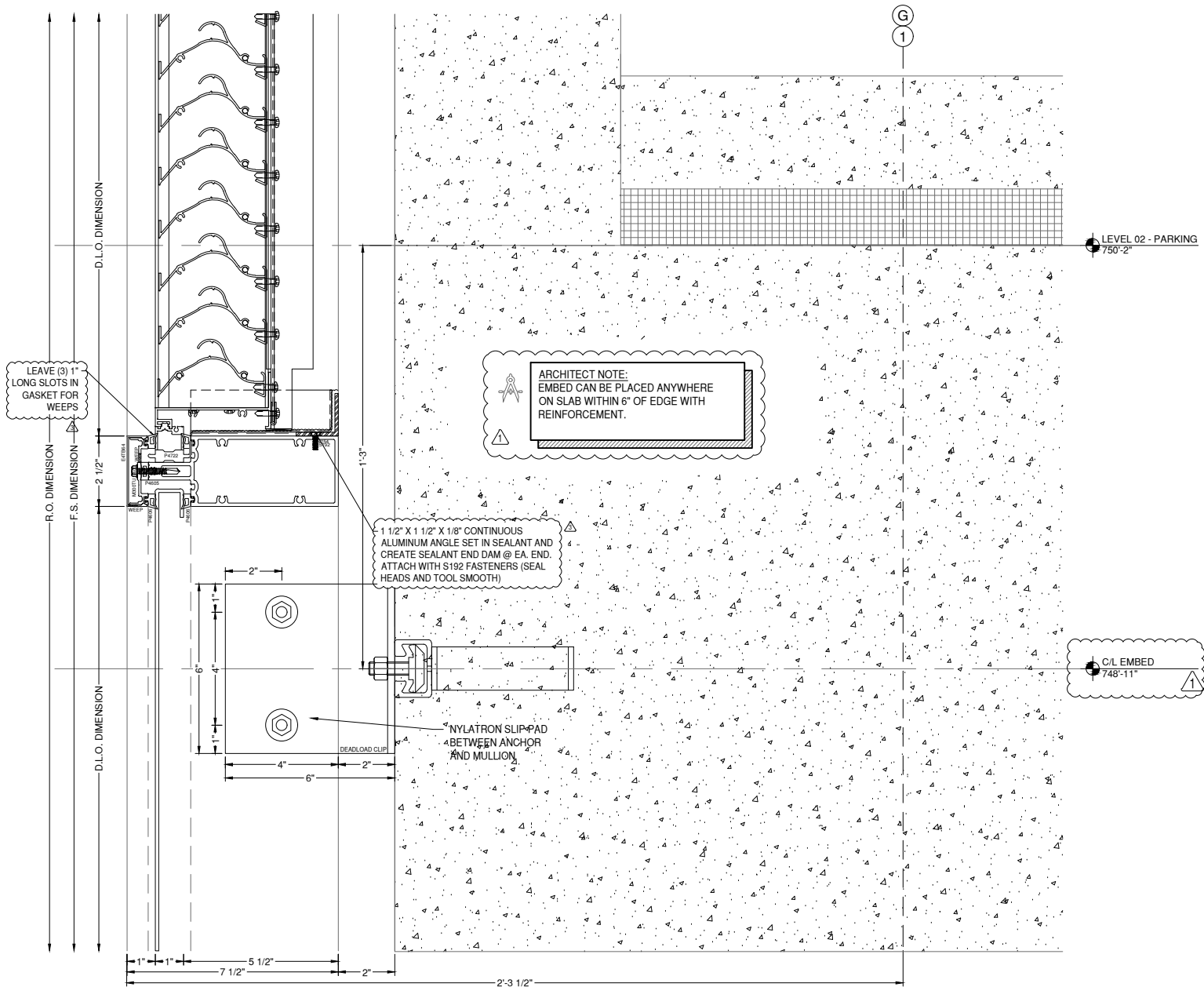
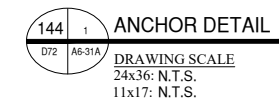
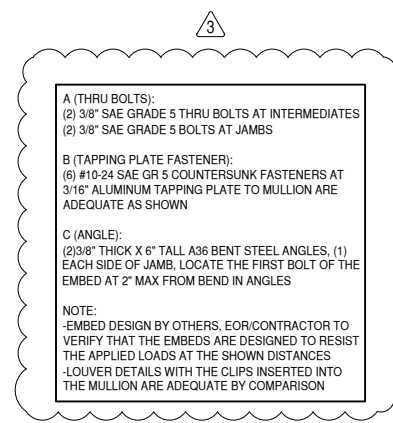
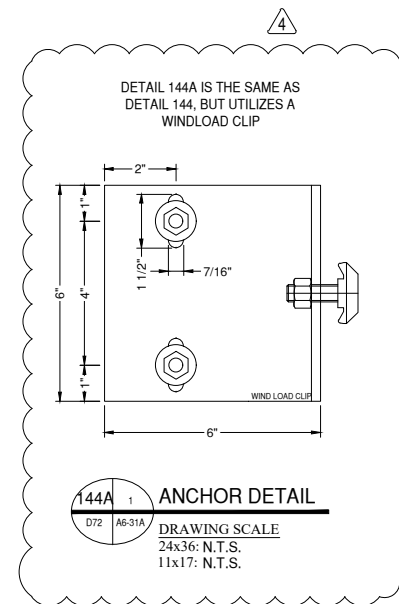
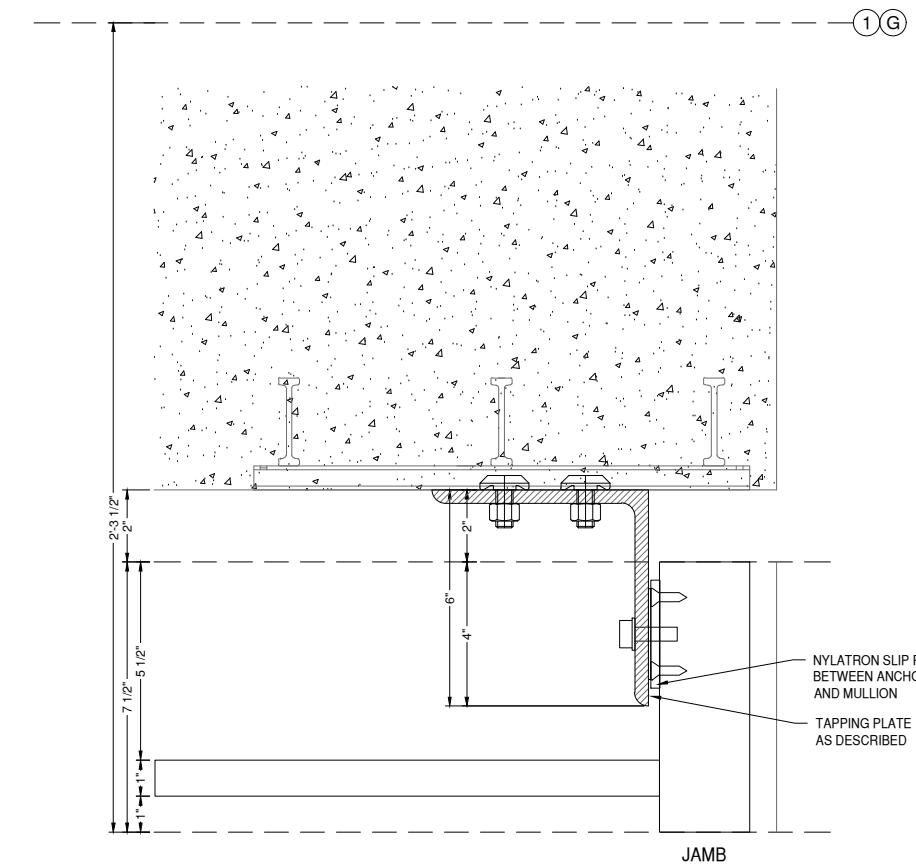
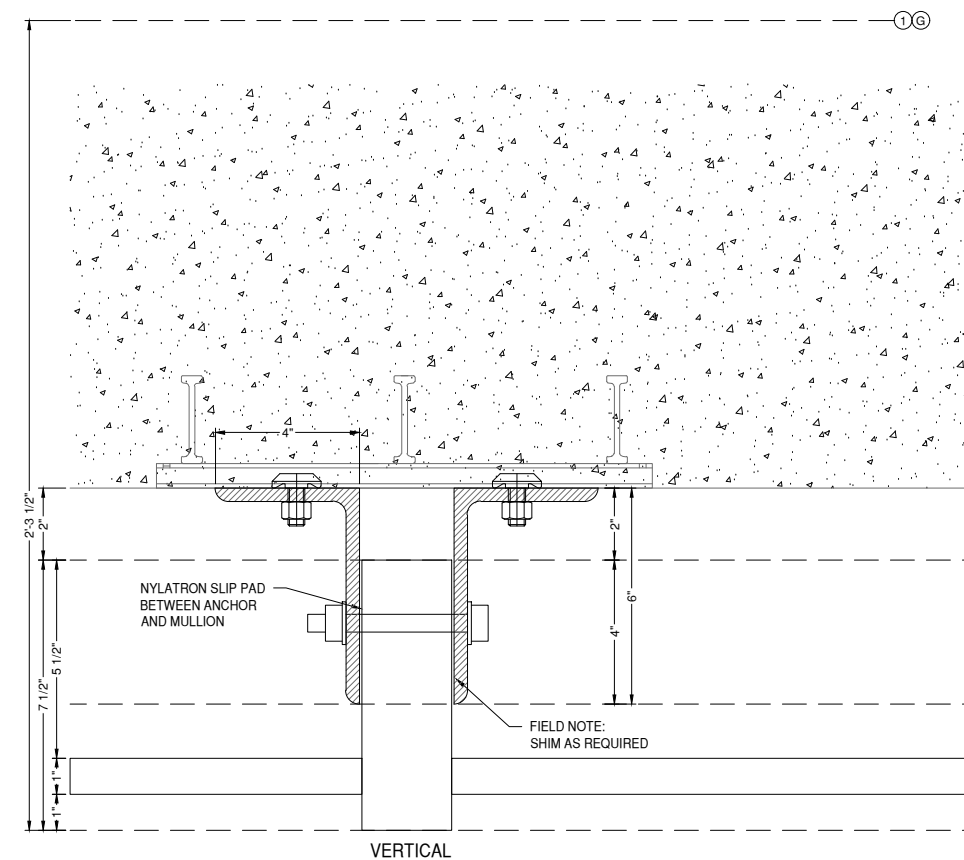
REVISION	DATE
0	10.25.19
1	01.24.20
2	04.07.20
3 - FIELD USE	05.01.20
4	07.22.20
5	10.12.20

PROJECT NUMBER:
19-329

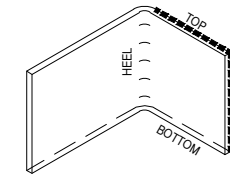
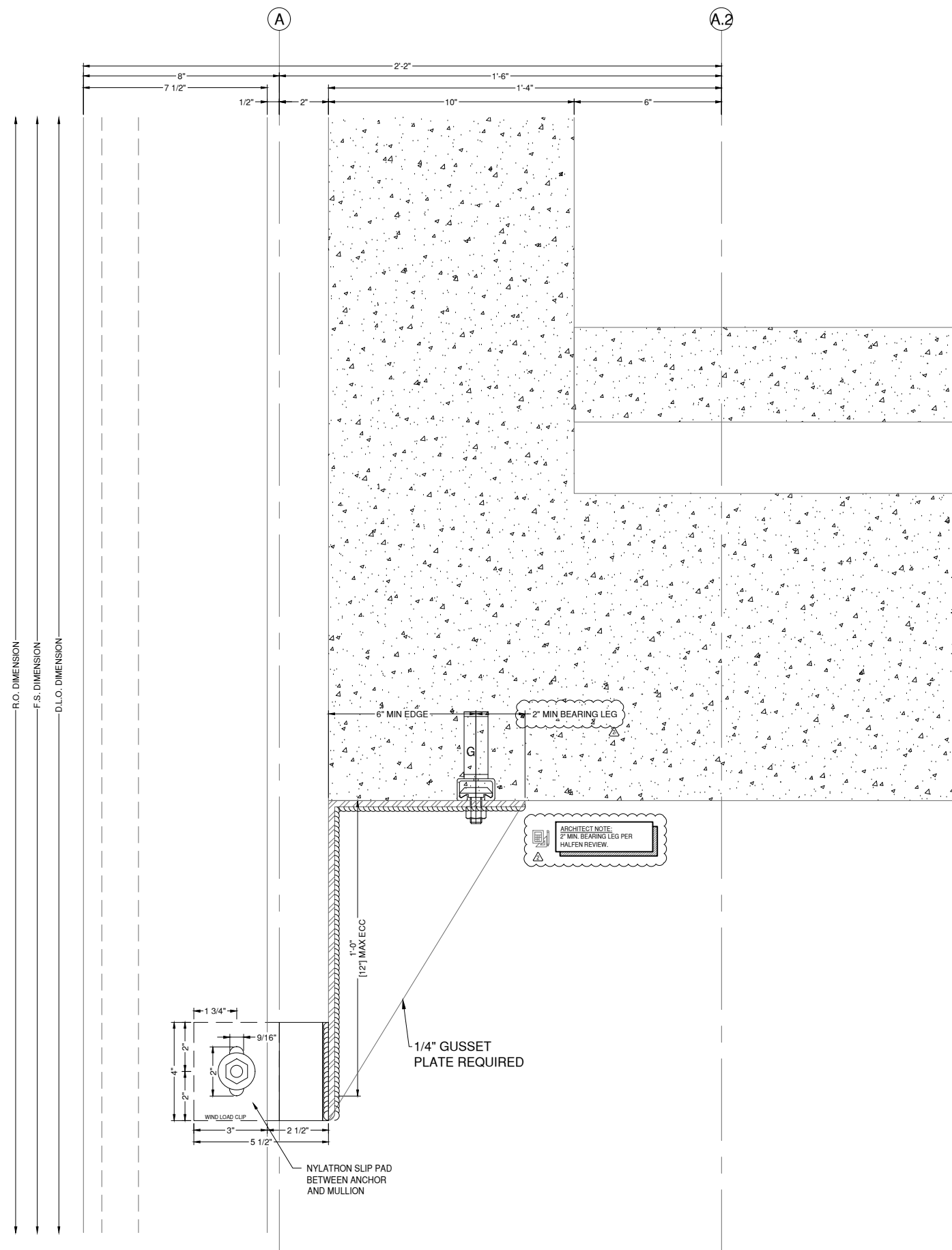
PROJECT NAME:
PROJECT 125

SHEET DESCRIPTION:
DETAILS

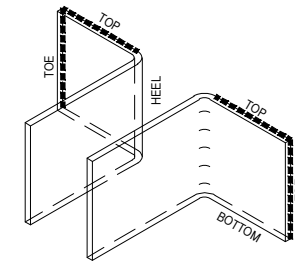
SHEET:
D72



145 ANCHOR DETAIL
 D73
 DRAWING SCALE
 24x36: N.T.S.
 11x17: N.T.S.



WELD LOCATION DIAGRAM



WELD LOCATION DIAGRAM

A (THRU BOLT):
 (1) 3/8" SAE GRADE 5 THRU BOLT AT INTERMEDIATES
 (1) 3/8" SAE GRADE 5 THRU BOLTS AT JAMBS

B (TAPPING PLATE FASTENER):
 (4) #10-24 SAE GR 5 COUNTERSUNK FASTENERS AT 3/16" ALUMINUM TAPPING PLATE TO MULLION ARE ADEQUATE AS SHOWN

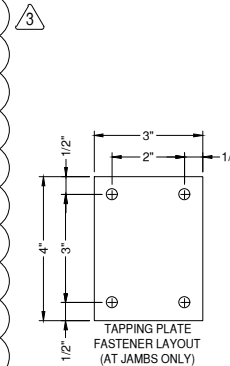
C (WL CLIP):
 (2) 1/4" THICK X 4" TALL A36 BENT STEEL ANGLES,
 (1) EACH SIDE OF INTERMEDIATE,
 (1) DLO SIDE OF JAMB

D (CLIP WELD)
 3/16" FILLET WELD, L=3" MIN TOP AND TOE OF STEEL WL CLIP TO STEEL ANGLE IS ADEQUATE AS SHOWN

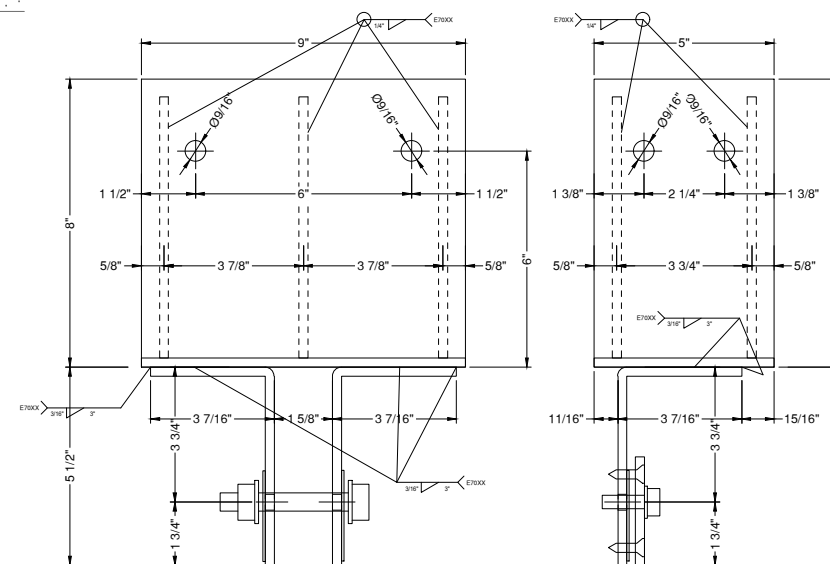
E (ANGLE):
 -INTERMEDIATE: (1) 1/4" THICK X 9" WIDE A36 STEEL ANGLE WITH
 (3) 1/4" GUSSET PLATES REQUIRED,
 (1) AT EACH END OF ANGLE.
 -JAMB: (1) 1/4" THICK X 5" WIDE A36 STEEL WITH
 (2) 1/4" GUSSET PLATES REQUIRED,
 (1) AT EACH END OF ANGLE

F (GUSSET WELD):
 1/4" FILLET WELD ALL SIDES OF EACH GUSSET PLATE STEEL ANGLE IS ADEQUATE AS SHOWN.

NOTE: EMBED DESIGN BY OTHERS.
 EOR/CONTRACTOR TO VERIFY THAT THE EMBEDS ARE DESIGNED TO RESIST THE APPLIED LOADS AT THE SHOWN DISTANCES



TAPPING PLATE FASTENER LAYOUT (AT JAMBS ONLY)



INTERMEDIATE

JAMB

GLAZING CONTRACTOR

999 STREET, ST
 CITY, STATE 99999
 PH: 999.999.9999



www.MPDRAFTING.com
 P: 248.522.7096
 F: 248.522.7030

ARCHITECT:

RULE JOY TRAMMELL RUBIO
 ARCHITECTURE/INTERIOR DESIGN
 300 GALLERIA PARKWAY SUITE 740
 ATLANTA, GA 30339
 P: 770.661.1492
 F: 770.661.1493

ARCHITECT NOTE:
 ALL NOTES REQUESTING VERIFICATION, CONFIRMATION, OR INFORMATION THAT ARE NOT ANSWERED ARE ASSUMED TO BE CORRECT AS SHOWN ON THESE DRAWINGS.

STAMPS/ SUBMITTALS:

REVISION	DATE
0	10.25.19
1	01.24.20
2	04.07.20
3 - FIELD USE	05.01.20
4	07.22.20
5	10.12.20

PROJECT NUMBER:
19-329

PROJECT NAME:
PROJECT 125

SHEET DESCRIPTION:
DETAILS

SHEET:
D73

GLAZING CONTRACTOR

999 STREET, ST
CITY, STATE 99999

PH: 999.999.9999

MP drafting
& design

www.MPDRAFTING.com

P: 248.522.7096

F: 248.522.7030

ARCHITECT:

RULE JOY TRAMMELL RUBIO
ARCHITECTURE/INTERIOR DESIGN

300 GALLERIA PARKWAY SUITE 740
ATLANTA, GA 30339
P: 770.661.1492
F: 770.661.1493

ARCHITECT NOTE:
ALL NOTES REQUESTING VERIFICATION,
CONFIRMATION, OR INFORMATION THAT ARE
NOT ANSWERED ARE ASSUMED TO BE
CORRECT AS SHOWN ON THESE DRAWINGS.

STAMPS/ SUBMITTALS:

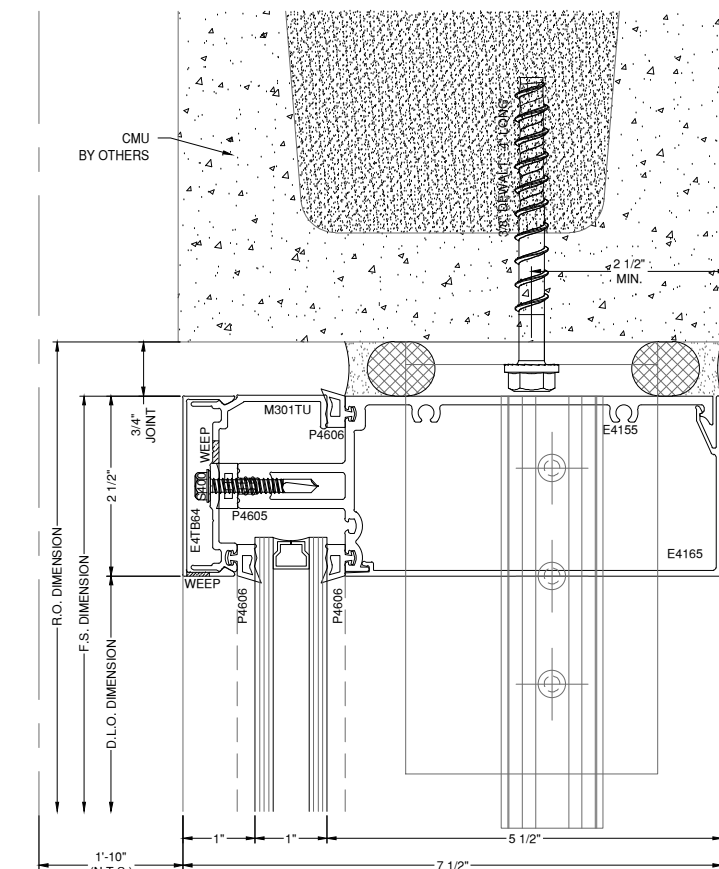
REVISION	DATE
0	10.25.19
1	01.24.20
2	04.07.20
3 - FIELD USE	05.01.20
4	07.22.20
5	10.12.20

PROJECT NUMBER:
19-329

PROJECT NAME:
PROJECT 125

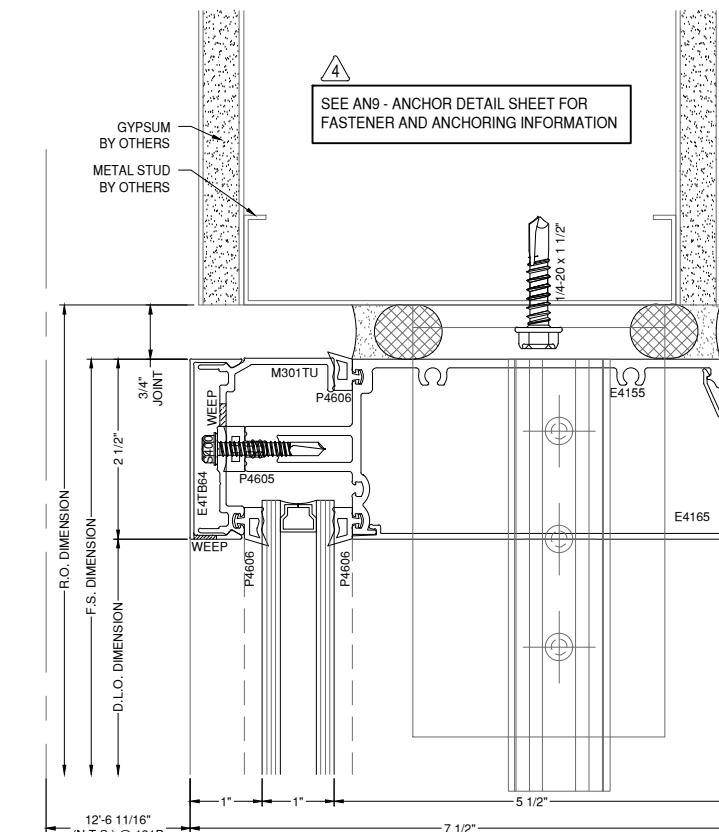
SHEET DESCRIPTION:
DETAILS

SHEET:
D74



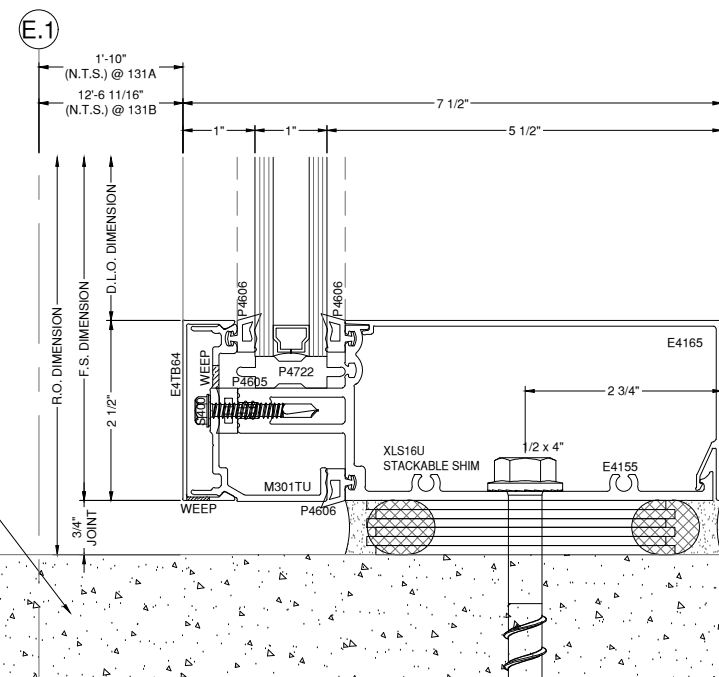
146 HEAD DETAIL
DRAWING SCALE
24x36: 3/4:1
11x17: 3/8:1
400SS

SEE AN8 - ANCHOR DETAIL SHEET FOR FASTENER AND ANCHORING INFORMATION



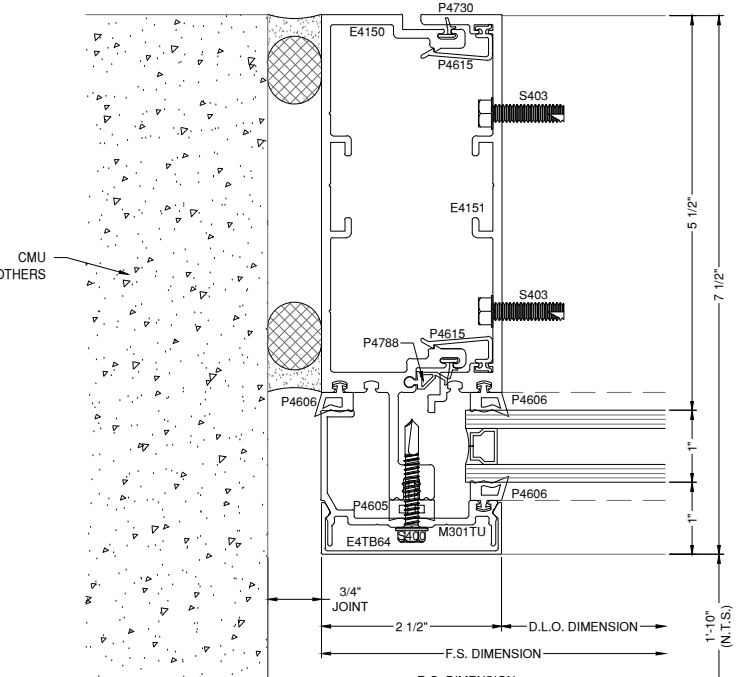
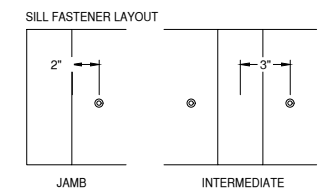
148 HEAD DETAIL
DRAWING SCALE
24x36: 3/4:1
11x17: 3/8:1
400SS

SEE AN9 - ANCHOR DETAIL SHEET FOR FASTENER AND ANCHORING INFORMATION



147 SILL DETAIL
DRAWING SCALE
24x36: 3/4:1
11x17: 3/8:1
400SS

3
A (INTERMEDIATE):
(2) 1/2" DIA DEWALT SCREW BOLT
MIN INTERIOR EDGE DISTANCE = 2 1/2"
MIN EXTERIOR EDGE DISTANCE = 3"
EMBED = 2 1/2"
MIN SPACING = 6"
(1) EACH SIDE OF INTERMEDIATE MULLION, SPACED 3"
FROM CENTERLINE OF VERTICAL MULLION
A (JAMB):
(1) 1/2" DIA DEWALT SCREW BOLT
MIN INTERIOR EDGE DISTANCE = 2 1/2"
MIN EXTERIOR EDGE DISTANCE = 3"
EMBED = 2 1/2"
(1) PER JAMB MULLION, LOCATE ANCHOR 2" MAX FROM
FACE OF VERTICAL MULLION
B (DOOR JAMB):
(1) 1/2" DIA DEWALT SCREW BOLT
MIN EDGE = 4"
EMBED = 2 1/2"
(1) PER U-ANCHOR SPACED AS SHOWN



149 JAMB DETAIL
DRAWING SCALE
24x36: 3/4:1
11x17: 3/8:1
400SS

ANTI-BUCKLING CLIP NOTES:
- REQUIRED 24" O.C. FRONT & BACK
- START 2" FROM END OF MULLIONS
- NOT REQUIRED AT DUAL STEEL BAR LOCATIONS

ANTI-BUCKLING CLIP NOTES:
 - REQUIRED 24" O.C. FRONT & BACK
 - START 2" FROM END OF MULLIONS
 - NOT REQUIRED AT DUAL STEEL BAR LOCATIONS

GLAZING CONTRACTOR

999 STREET, ST
 CITY, STATE 99999
 PH: 999.999.9999



www.MPDRAFTING.com
 P: 248.522.7096
 F: 248.522.7030

ARCHITECT:

RULE JOY TRAMMELL RUBIO
 ARCHITECTURE/INTERIOR DESIGN
 300 GALLERIA PARKWAY SUITE 740
 ATLANTA, GA 30339
 P: 770.661.1492
 F: 770.661.1493

ARCHITECT NOTE:
 ALL NOTES REQUESTING VERIFICATION,
 CONFIRMATION, OR INFORMATION THAT ARE
 NOT ANSWERED ARE ASSUMED TO BE
 CORRECT AS SHOWN ON THESE DRAWINGS.

STAMPS/ SUBMITTALS:

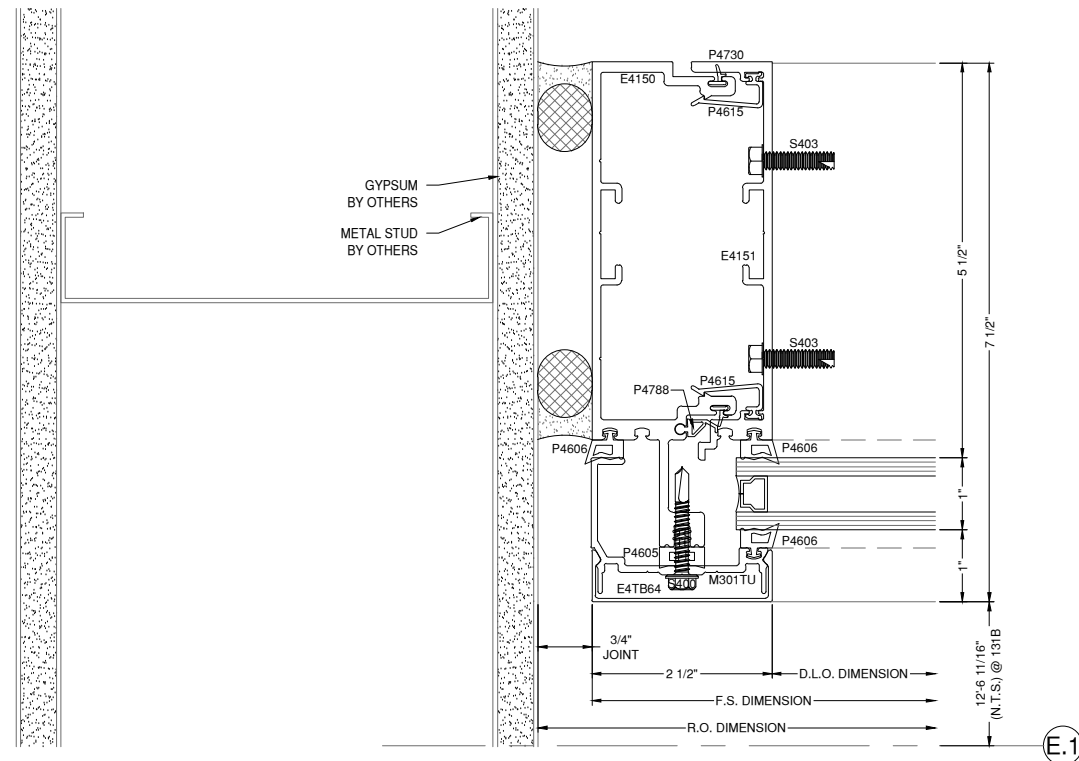
REVISION	DATE
0	10.25.19
1	01.24.20
2	04.07.20
3 - FIELD USE	05.01.20
4	07.22.20
5	10.12.20

PROJECT NUMBER:
19-329

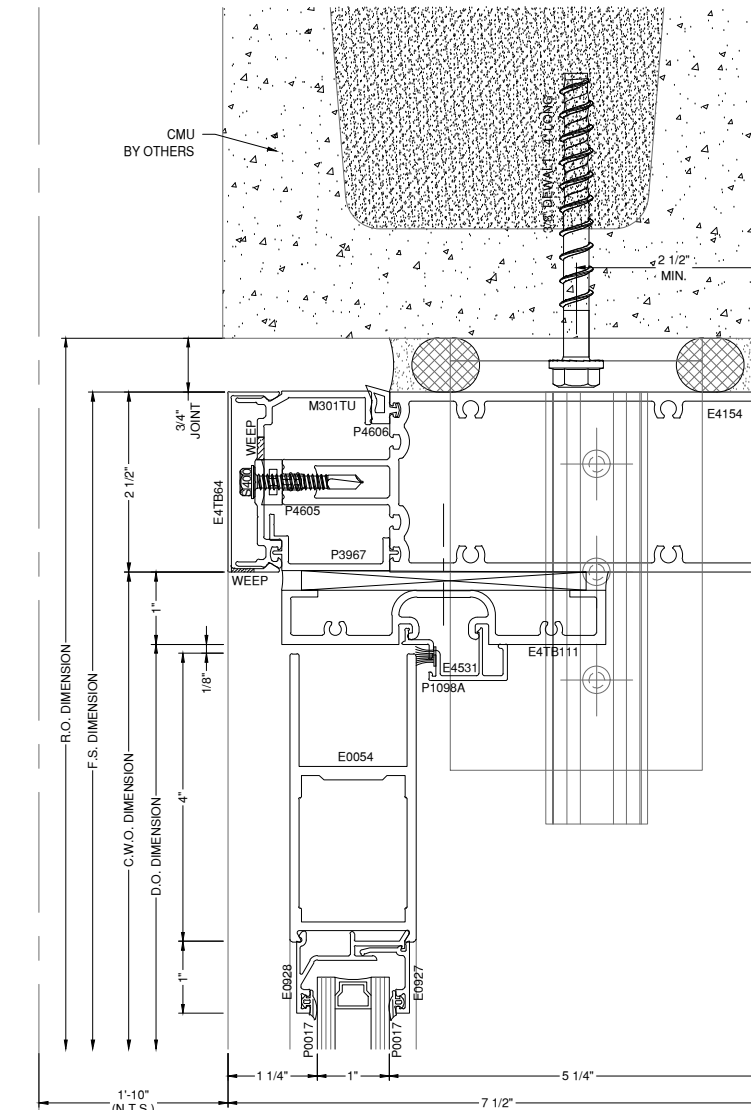
PROJECT NAME:
PROJECT 125

SHEET DESCRIPTION:
DETAILS

SHEET:
D75

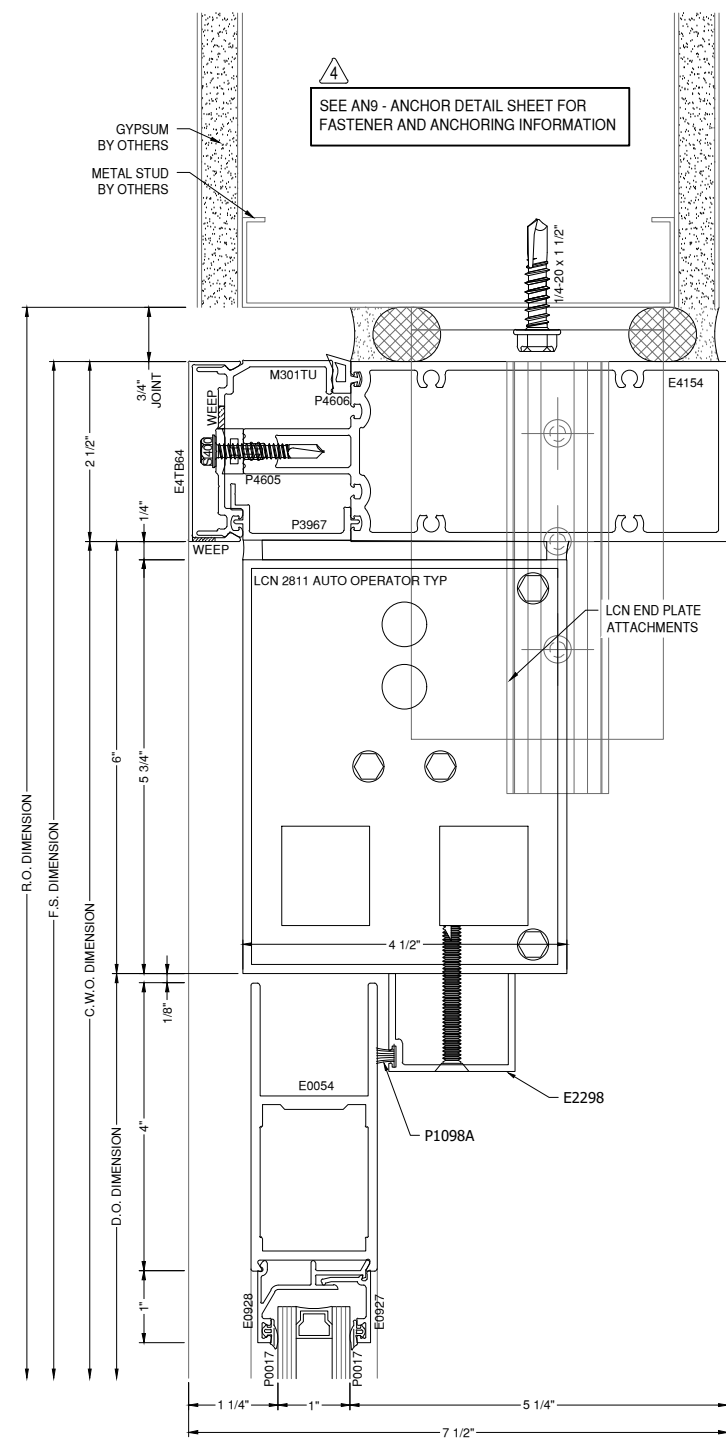


150 1 JAMB DETAIL 400SS
 D75 A9-01 DRAWING SCALE
 24x36: 3/4:1
 11x17: 3/8:1

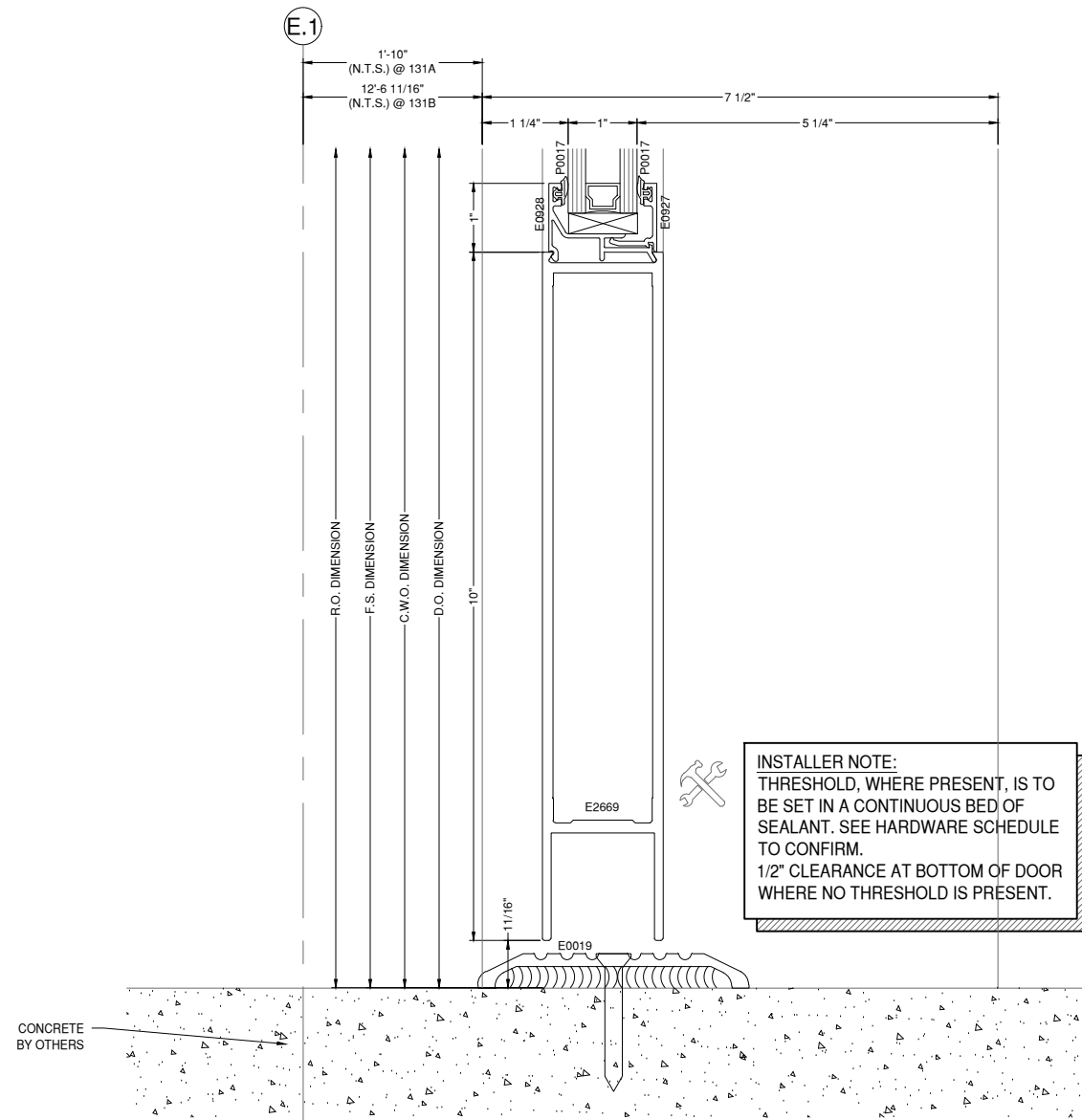


152 1 DOOR HEAD DETAIL 400SS
 D75 A8-03 DRAWING SCALE
 24x36: 3/4:1
 11x17: 3/8:1

SEE AN8 - ANCHOR DETAIL SHEET FOR
 FASTENER AND ANCHORING INFORMATION



153 1 DOOR HEAD DETAIL 400SS
 D76 A8-03 DRAWING SCALE 24x36: 3/4:1 11x17: 3/8:1



154 1 THRESHOLD DETAIL 400SS
 D76 A8-03 DRAWING SCALE 24x36: 3/4:1 11x17: 3/8:1

GLAZING CONTRACTOR

999 STREET, ST
 CITY, STATE 99999
 PH: 999.999.9999

MP drafting & design
 www.MPDRAFTING.com
 P: 248.522.7096
 F: 248.522.7030

ARCHITECT:
 RULE JOY TRAMMELL RUBIO
 ARCHITECTURE/INTERIOR DESIGN
 300 GALLERIA PARKWAY SUITE 740
 ATLANTA, GA 30339
 P: 770.661.1492
 F: 770.661.1493
 ARCHITECT NOTE:
 ALL NOTES REQUESTING VERIFICATION,
 CONFIRMATION, OR INFORMATION THAT ARE
 NOT ANSWERED ARE ASSUMED TO BE
 CORRECT AS SHOWN ON THESE DRAWINGS.

STAMPS/ SUBMITTALS:

REVISION	DATE
0	10.25.19
1	01.24.20
2	04.07.20
3 - FIELD USE	05.01.20
4	07.22.20
5	10.12.20

PROJECT NUMBER:
 19-329

PROJECT NAME:
 PROJECT 125

SHEET DESCRIPTION:
 DETAILS

SHEET:
D76

GLAZING CONTRACTOR

999 STREET, ST
CITY, STATE 99999
PH: 999.999.9999

MP drafting
& design

www.MPDRAFTING.com

P: 248.522.7096
F: 248.522.7030

ARCHITECT:

RULE JOY TRAMMELL RUBIO
ARCHITECTURE/INTERIOR DESIGN

300 GALLERIA PARKWAY SUITE 740
ATLANTA, GA 30339
P: 770.661.1492
F: 770.661.1493

ARCHITECT NOTE:
ALL NOTES REQUESTING VERIFICATION,
CONFIRMATION, OR INFORMATION THAT ARE
NOT ANSWERED ARE ASSUMED TO BE
CORRECT AS SHOWN ON THESE DRAWINGS.

STAMPS/ SUBMITTALS:

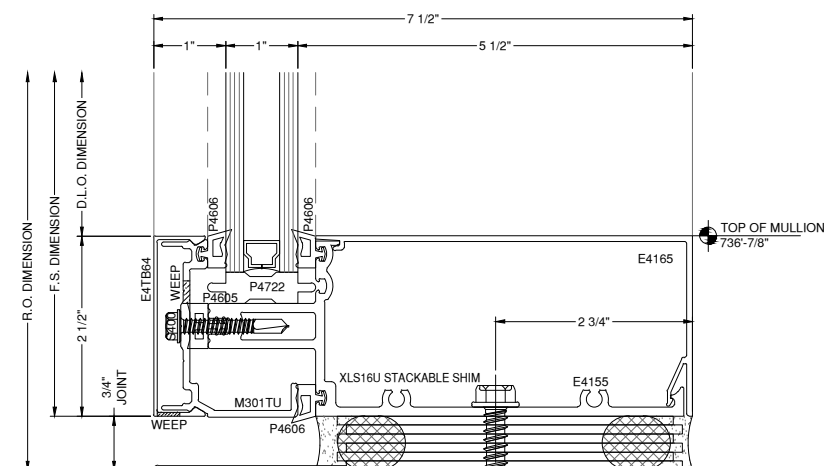
REVISION	DATE
0	10.25.19
1	01.24.20
2	04.07.20
3 - FIELD USE	05.01.20
4	07.22.20
5	10.12.20

PROJECT NUMBER:
19-329

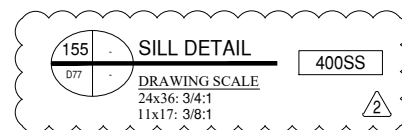
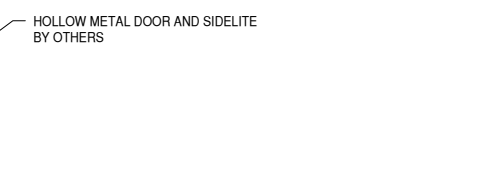
PROJECT NAME:
PROJECT 125

SHEET DESCRIPTION:
DETAILS

SHEET:
D77



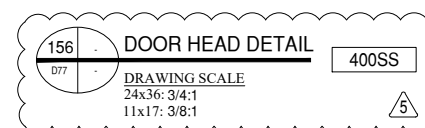
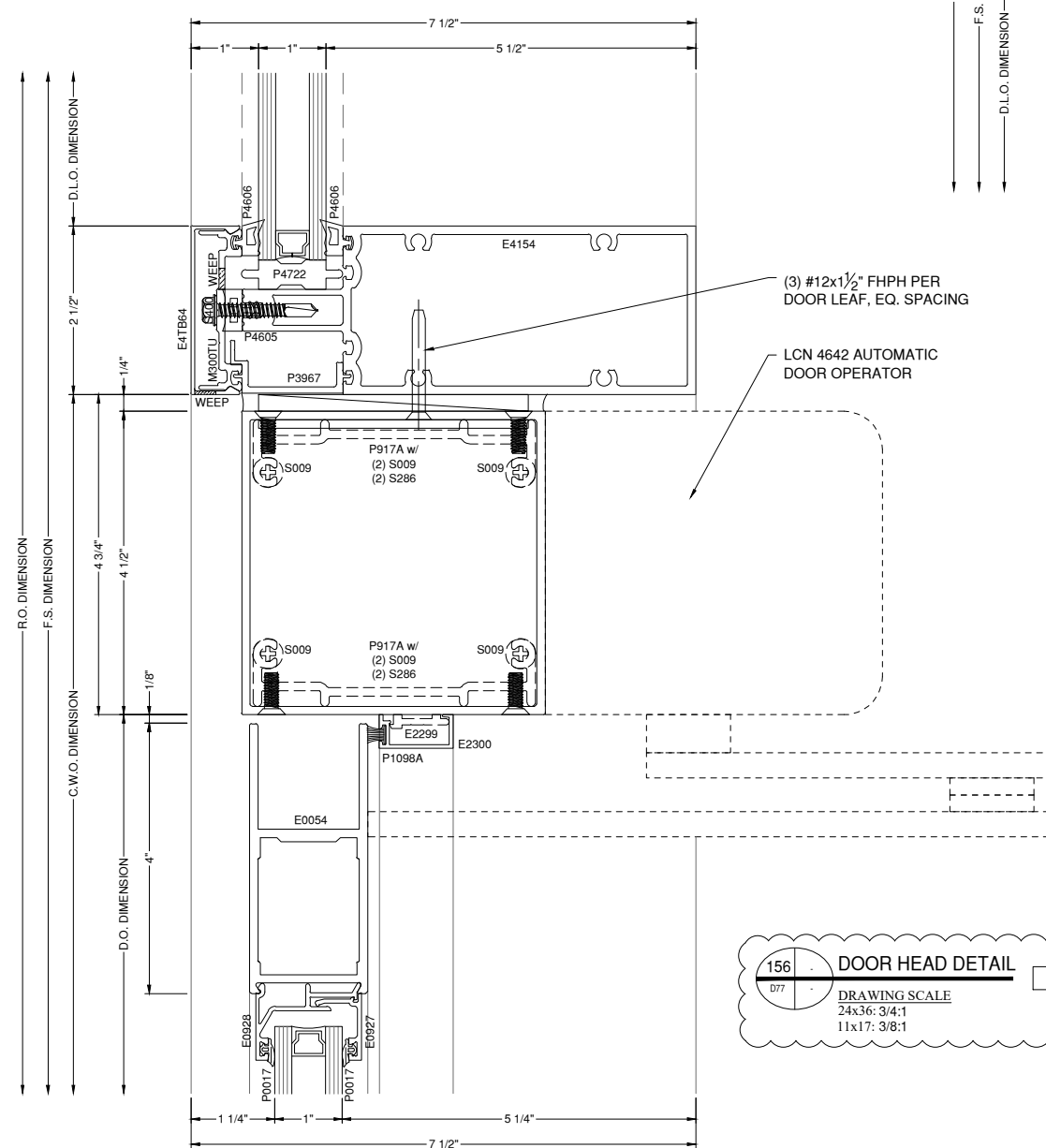
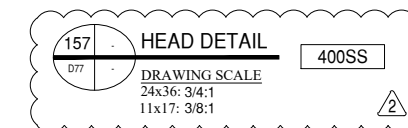
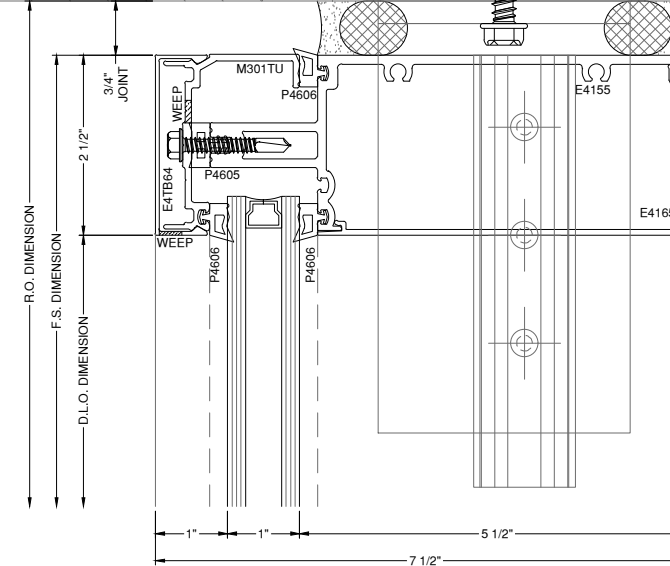
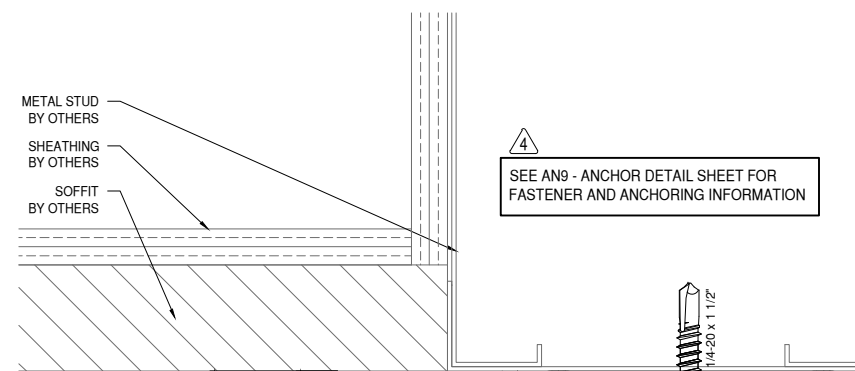
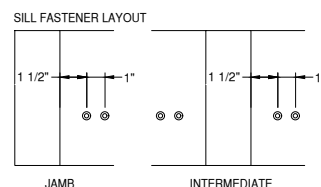
BREAK METAL BY OTHERS
STEEL TUBE BY OTHERS



3

A (STEEL INTERMEDIATE):
(4) 1/4" SAE GRADE 5 - 1/4-20 FASTENERS INTO 1/4" (MIN) A36 STEEL ANGLE, (2) EACH SIDE OF INTERMEDIATE, SPACED 1" APART TYPICALLY

A (STEEL JAMB):
(2) 1/4" SAE GR 5 - 1/4-20 FASTENER INTO A36 STEEL ANGLE, (2) DLO SIDE OF THE JAMB MULLION SPACED 1" APART TYPICALLY, LOCATE FIRST FASTENER 1 1/2" MAX FROM THE FACE OF THE VERTICAL MULLIONS



GLAZING CONTRACTOR

999 STREET, ST
CITY, STATE 99999
PH: 999.999.9999



www.MPDRAFTING.com

P: 248.522.7096
F: 248.522.7030

ARCHITECT:

RULE JOY TRAMMELL RUBIO
ARCHITECTURE/INTERIOR DESIGN

300 GALLERIA PARKWAY SUITE 740
ATLANTA, GA 30339
P: 770.661.1492
F: 770.661.1493

ARCHITECT NOTE:
ALL NOTES REQUESTING VERIFICATION,
CONFIRMATION, OR INFORMATION THAT ARE
NOT ANSWERED ARE ASSUMED TO BE
CORRECT AS SHOWN ON THESE DRAWINGS.

STAMPS/ SUBMITTALS:

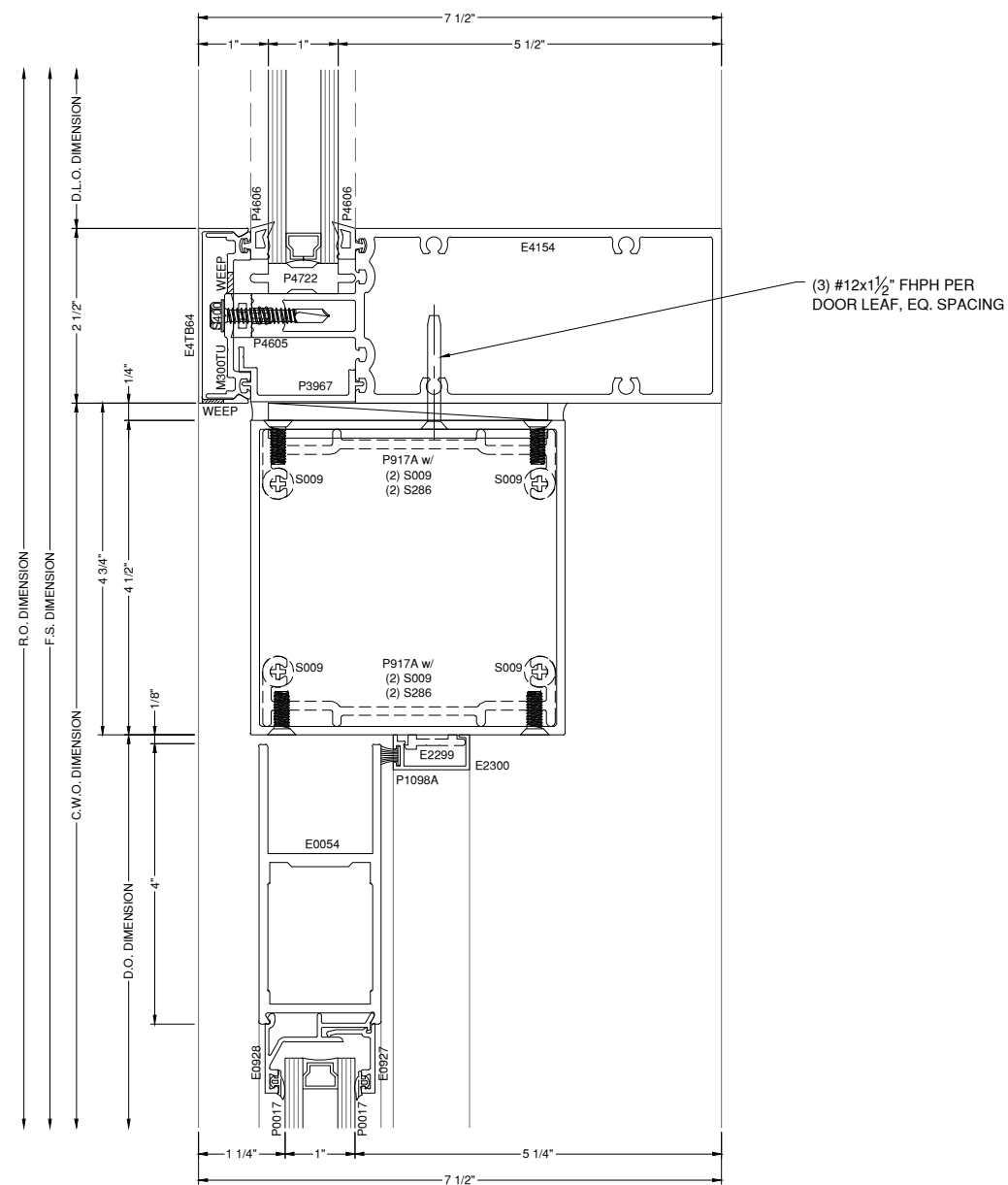
REVISION	DATE
0	10.25.19
1	01.24.20
2	04.07.20
3 - FIELD USE	05.01.20
4	07.22.20
5	10.12.20

PROJECT NUMBER:
19-329

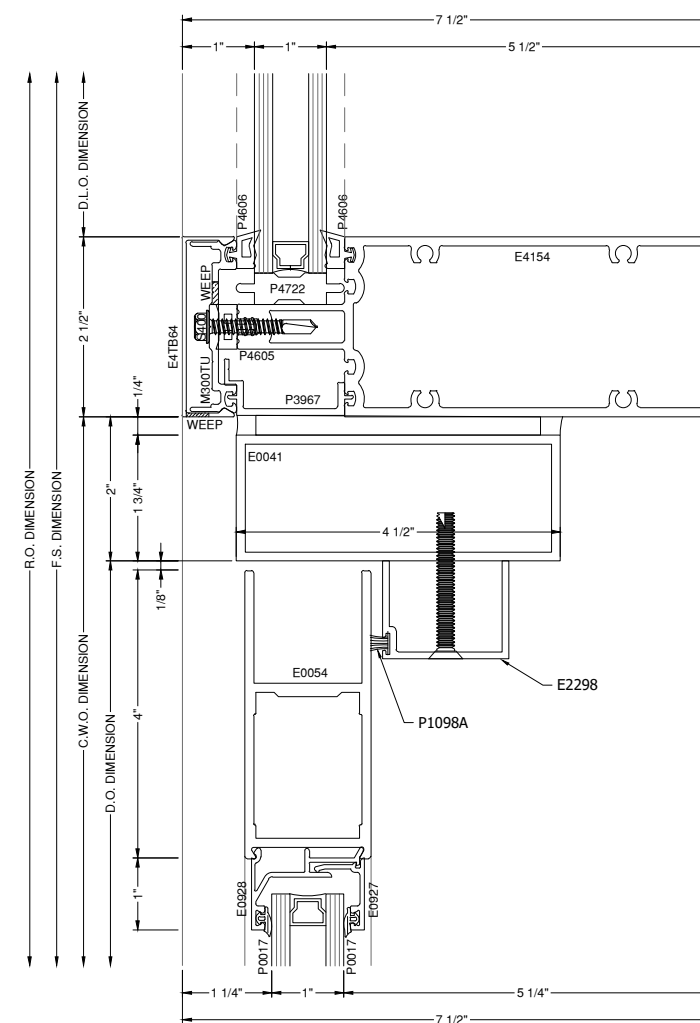
PROJECT NAME:
PROJECT 125

SHEET DESCRIPTION:
DETAILS

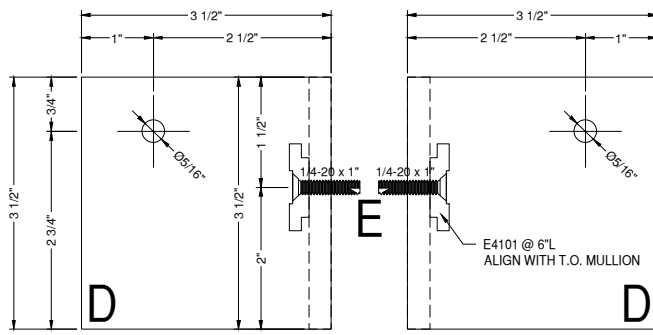
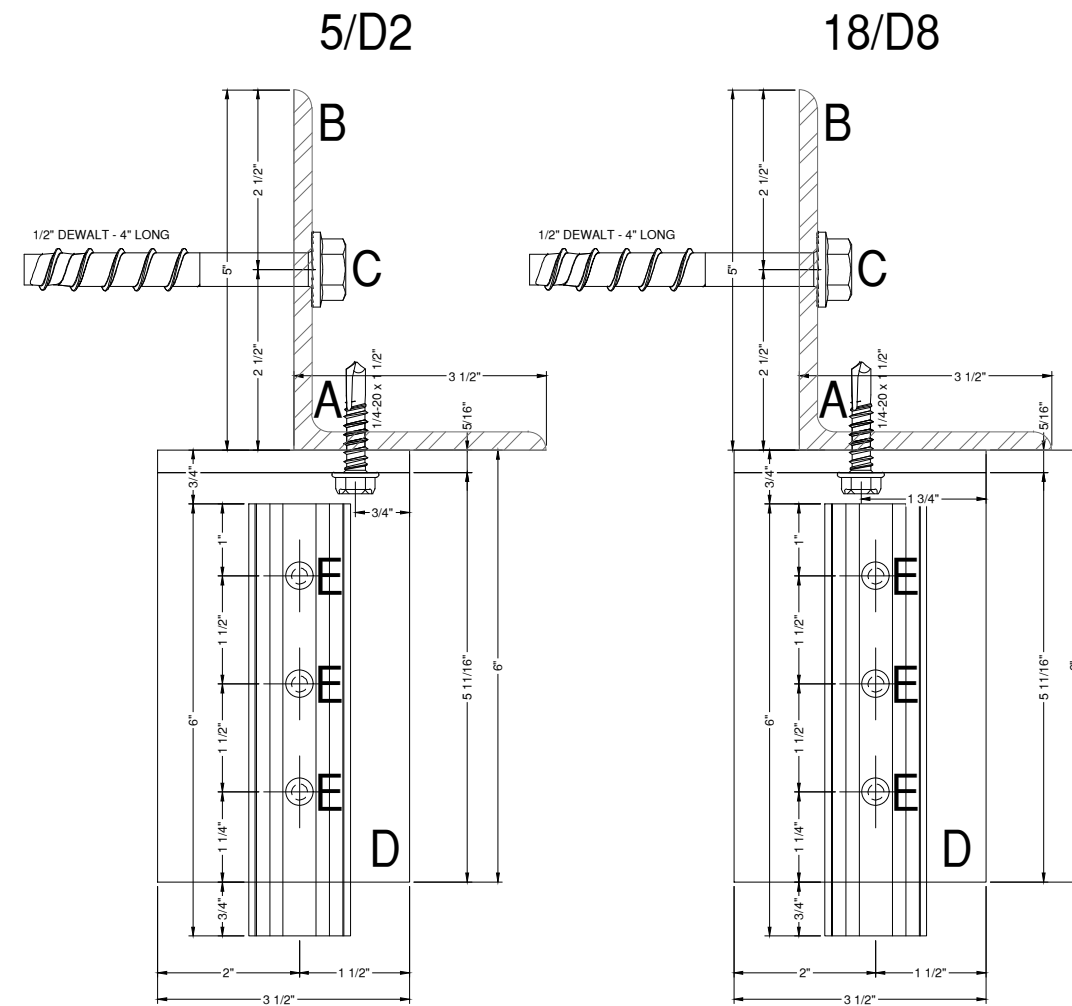
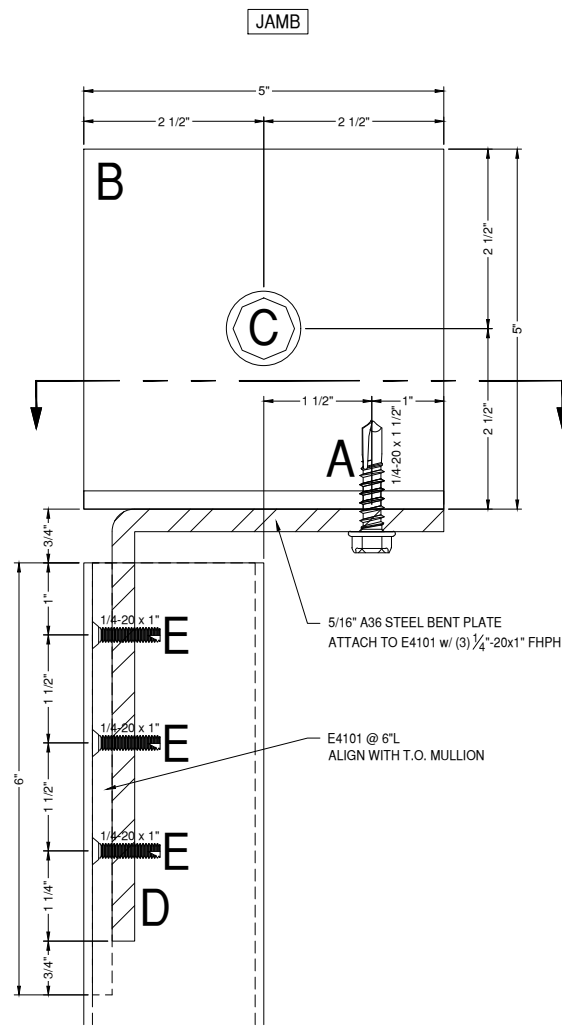
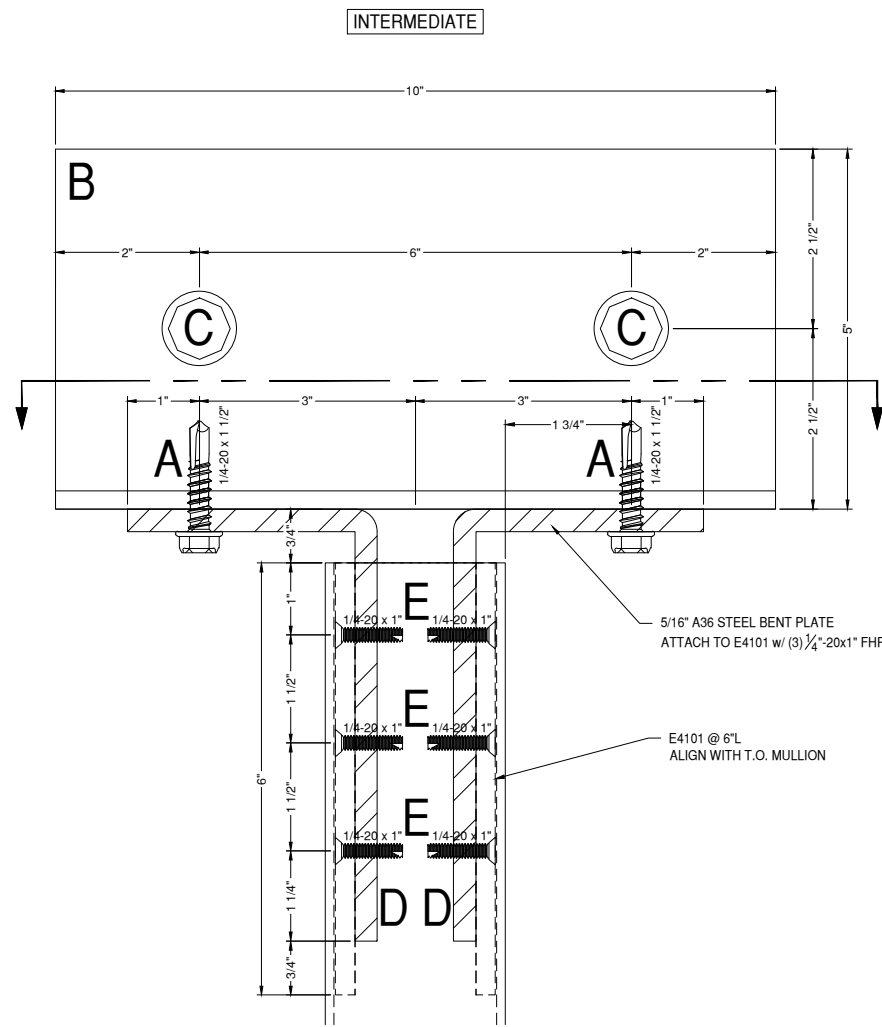
SHEET:
D78



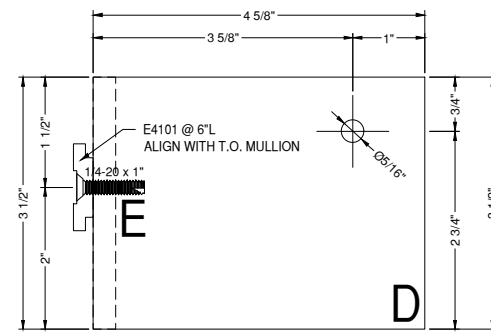
158 DOOR HEAD DETAIL 400SS
DRAWING SCALE
24x36: 3/4:1
11x17: 3/8:1



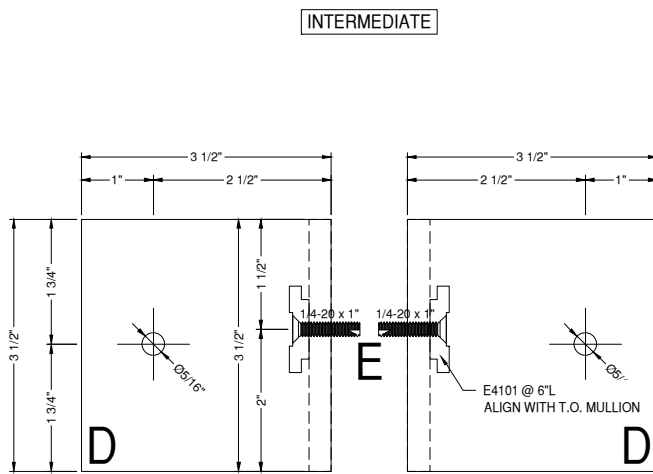
159 DOOR HEAD DETAIL 400SS
DRAWING SCALE
24x36: 3/4:1
11x17: 3/8:1



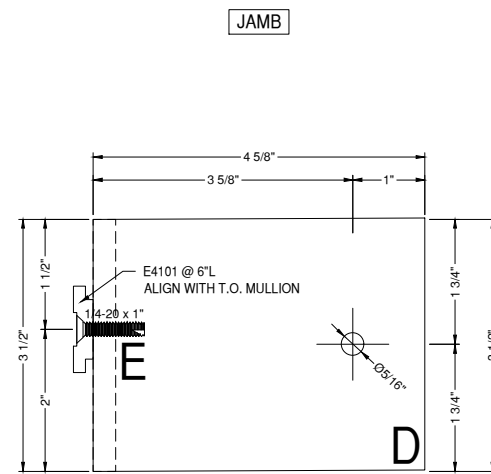
5/D2



JAMB



18/D8



JAMB

A (STEEL INTERMEDIATE):
 (2) 1/4" SAE GRADE 5 - 1/4-20 FASTENERS INTO A36 STEEL ANGLE
 (1) EACH SIDE OF INTERMEDIATE VERTICAL

A (STEEL JAMB):
 (1) 1/4" SAE GR 5 - 1/4-20 FASTENER INTO A36 STEEL ANGLE
 (1) DLO SIDE OF THE JAMB
 LOCATE FASTENER 2" MAX FROM FACE OF VERTICAL MULLIONS

B (ANGLE):
 1/4" THICK X 10" WIDE AT INTERMEDIATE, 5" WIDE AT JAMB
 A36 STEEL ANGLE IS ADEQUATE AS SHOWN

C (CONCRETE INTERMEDIATE):
 (2) 1/2" DIA DEWALT SCREW BOLT
 MIN EDGE = 2 1/2"
 EMBED = 3"
 MIN SPACING = 6"
 (1) EACH SIDE OF INTERMEDIATE MULLION

C (CONCRETE JAMB):
 (1) 1/2" DIA DEWALT SCREW BOLT
 MIN. EDGE = 2 1/2"
 EMBED = 3"
 (1) DLO SIDE OF JAMB MULLION, LOCATE FIRST ANCHOR 1" MAX FROM FACE OF VERTICAL MULLION

D (ANGLE):
 5/16" THICK X 3 1/2" WIDE A36 STEEL ANGLE IS ADEQUATE AS SHOWN
 ANGLE MUST BE LONG ENOUGH TO ACCOMMODATE THE REQUIRED FASTENERS AND SPACING

E (FASTENERS):
 (3) 1/4" SAE GR 5 - 1/4-20 FASTENER INTO A36 STEEL ANGLE
 (3) EACH SIDE OF MULLION
 SPACED 1 1/2" APART VERTICALLY

ELEVATIONS:
 CW6, CW11, CW12, CW1
DETAILS:
 5/D2, 18/D8

NOTE:
 • 3/4" MAX CONSTRUCTION TOLERANCE ASSUMED PER INSTALLER REQUEST
 • 2" MINIMUM ENGAGEMENT OF E4101 REQUIRED TO RESOLVE THE LOADS SHOWN

AN1
ANCHOR DETAIL
 DRAWING SCALE
 24x36: 3/4:1
 11x17: 3/8:1

GLAZING CONTRACTOR

999 STREET, ST
 CITY, STATE 99999
 PH: 999.999.9999

MP drafting & design

www.MPDRAFTING.com
 P: 248.522.7096
 F: 248.522.7030

ARCHITECT:

RULE JOY TRAMMELL RUBIO
 ARCHITECTURE/INTERIOR DESIGN

300 GALLERIA PARKWAY SUITE 740
 ATLANTA, GA 30339
 P: 770.661.1492
 F: 770.661.1493

ARCHITECT NOTE:
 ALL NOTES REQUESTING VERIFICATION, CONFIRMATION, OR INFORMATION THAT ARE NOT ANSWERED ARE ASSUMED TO BE CORRECT AS SHOWN ON THESE DRAWINGS.

**STAMPS/
 SUBMITTALS:**

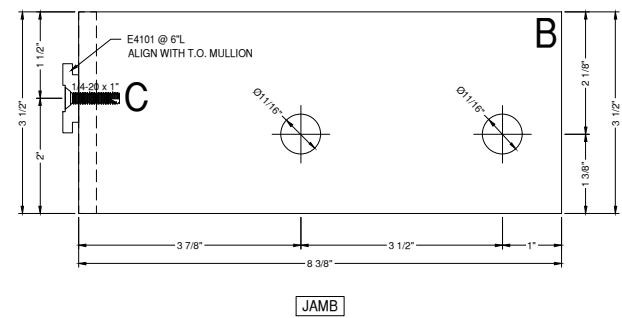
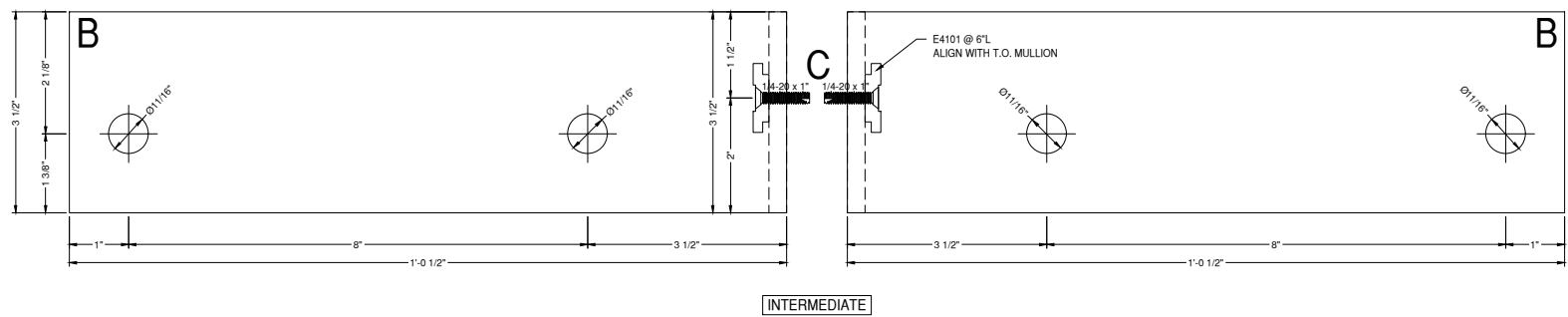
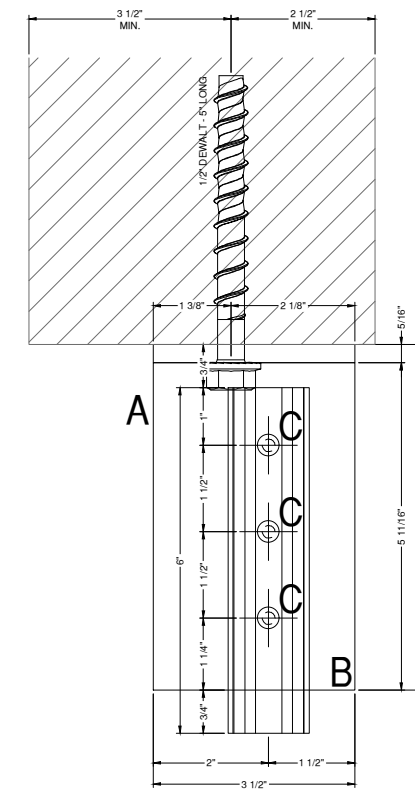
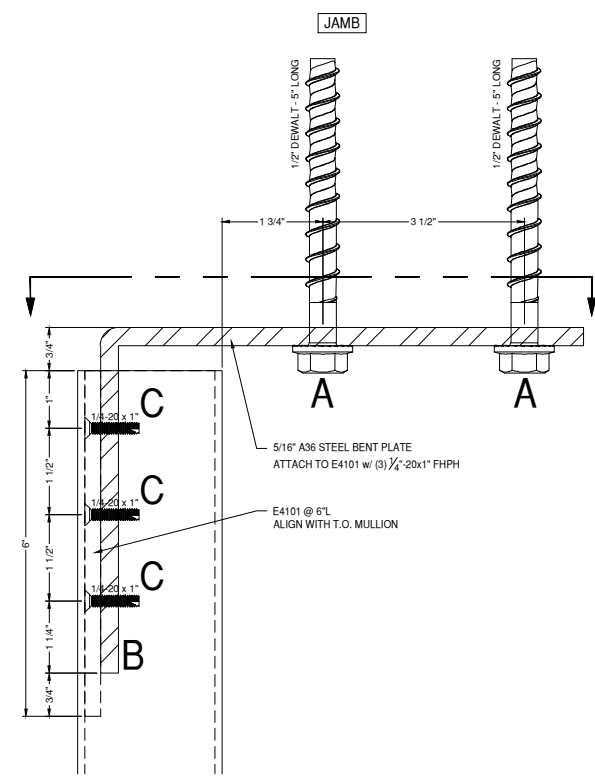
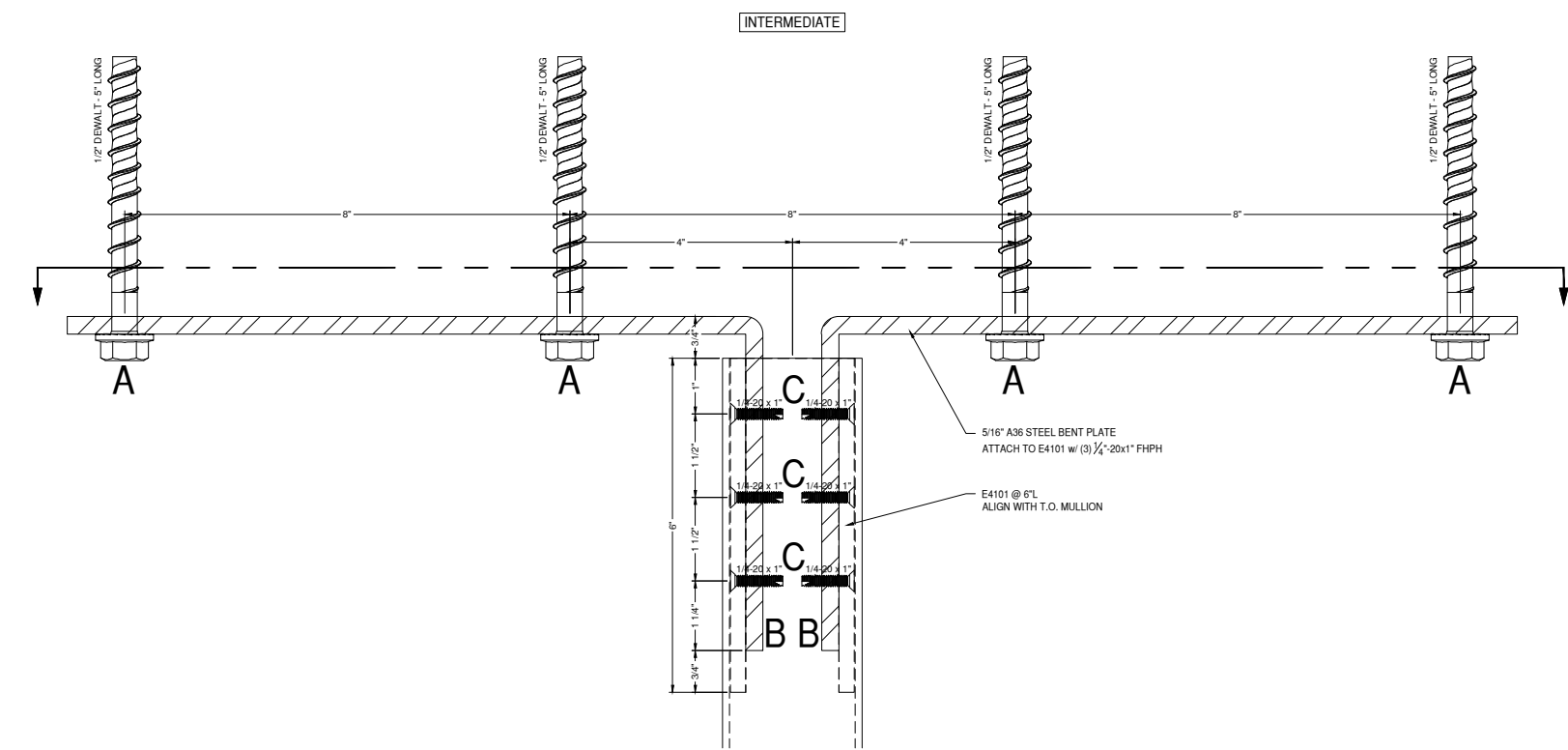
REVISION	DATE
0	10.25.19
1	01.24.20
2	04.07.20
3 - FIELD USE	05.01.20
4	07.22.20
5	10.12.20

PROJECT NUMBER:
19-329

PROJECT NAME:
PROJECT 125

SHEET DESCRIPTION:
ANCHOR DETAILS

SHEET:
AN1



GLAZING CONTRACTOR

999 STREET, ST
CITY, STATE 99999

PH: 999.999.9999



www.MPDRAFTING.com

P: 248.522.7096

F: 248.522.7030

ARCHITECT:

RULE JOY TRAMMELL RUBIO
ARCHITECTURE/INTERIOR DESIGN

300 GALLERIA PARKWAY SUITE 740

ATLANTA, GA 30339

P: 770.661.1492

F: 770.661.1493

ARCHITECT NOTE:
ALL NOTES REQUESTING VERIFICATION,
CONFIRMATION, OR INFORMATION THAT ARE
NOT ANSWERED ARE ASSUMED TO BE
CORRECT AS SHOWN ON THESE DRAWINGS.

STAMPS/ SUBMITTALS:

REVISION	DATE
0	10.25.19
1	01.24.20
2	04.07.20
3 - FIELD USE	05.01.20
4	07.22.20
5	10.12.20

PROJECT NUMBER:
19-329

PROJECT NAME:
PROJECT 125

SHEET DESCRIPTION:
ANCHOR DETAILS

SHEET:
AN3

A (INTERMEDIATE):
(4) 1/2" DIA DEWALT SCREW BOLT
MIN EDGE = 2 1/2" @ EXT.
MIN EDGE = 3 1/2" @ INT.
EMBED = 4 1/4"
MIN SPACING = 8"
(2) EACH SIDE OF INTERMEDIATE MULLION
LOCATE FIRST FASTENER EACH SIDE 4" FROM THE CENTERLINE OF THE VERTICAL MULLION

A (JAMB):
(2) 1/2" DIA DEWALT SCREW BOLT
MIN EDGE = 2 1/2" @ EXT.
MIN EDGE = 3 1/2" @ INT.
EMBED = 4 1/4"
MIN SPACING = 3 1/2"
(2) DLO SIDE OF JAMB MULLION
LOCATE FIRST FASTENER 1 3/4" MAX FROM THE FACE OF THE JAMB VERTICAL

B (ANGLE):
5/16" THICK X 3 1/2" WIDE A36 STEEL ANGLE IS ADEQUATE AS SHOWN
ANGLE MUST BE LONG ENOUGH TO ACCOMMODATE THE REQUIRED FASTENERS AND SPACING

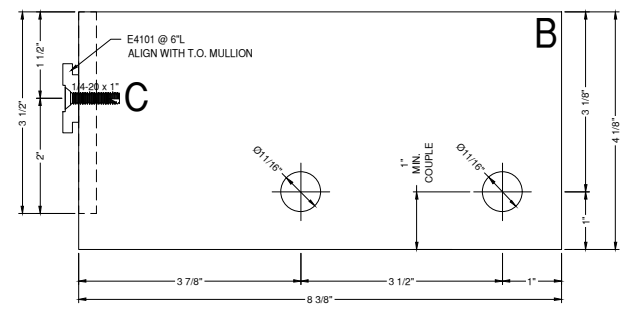
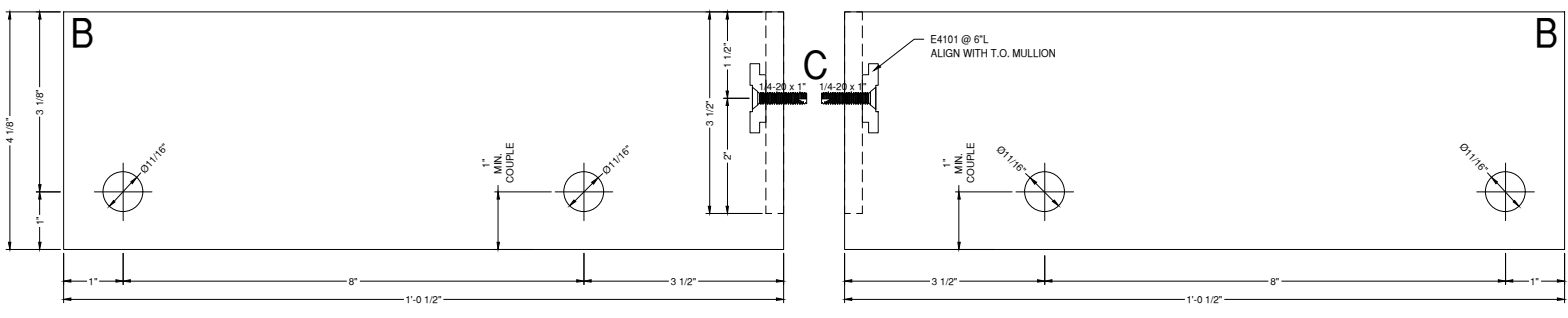
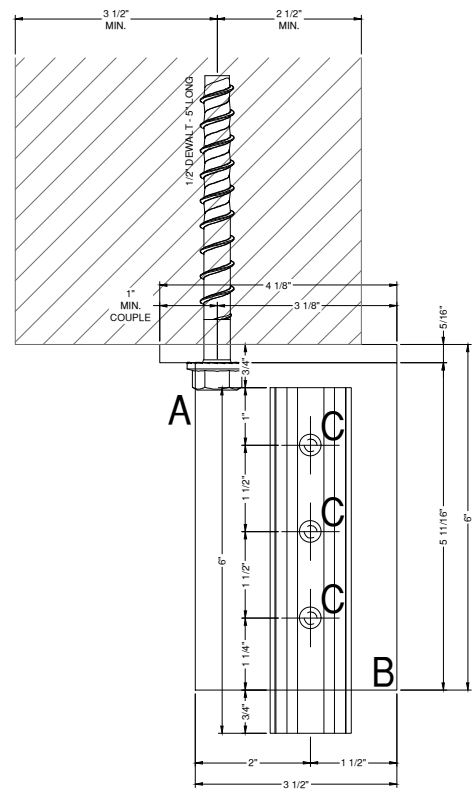
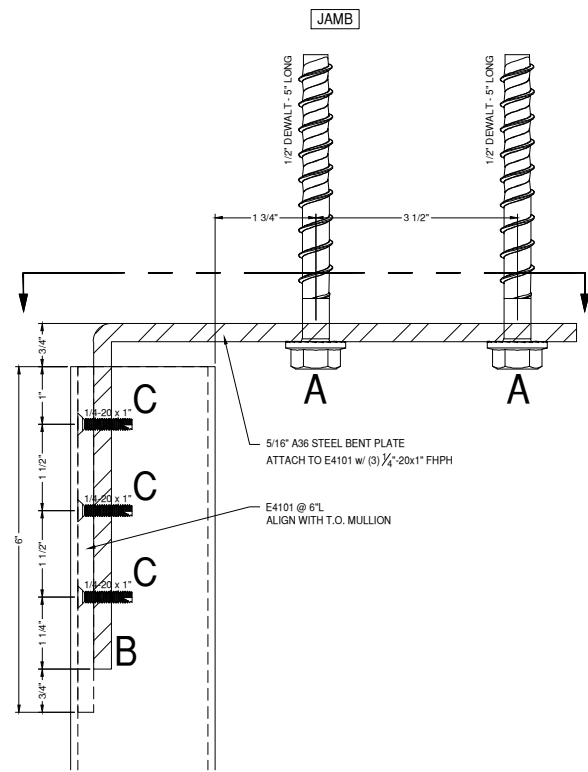
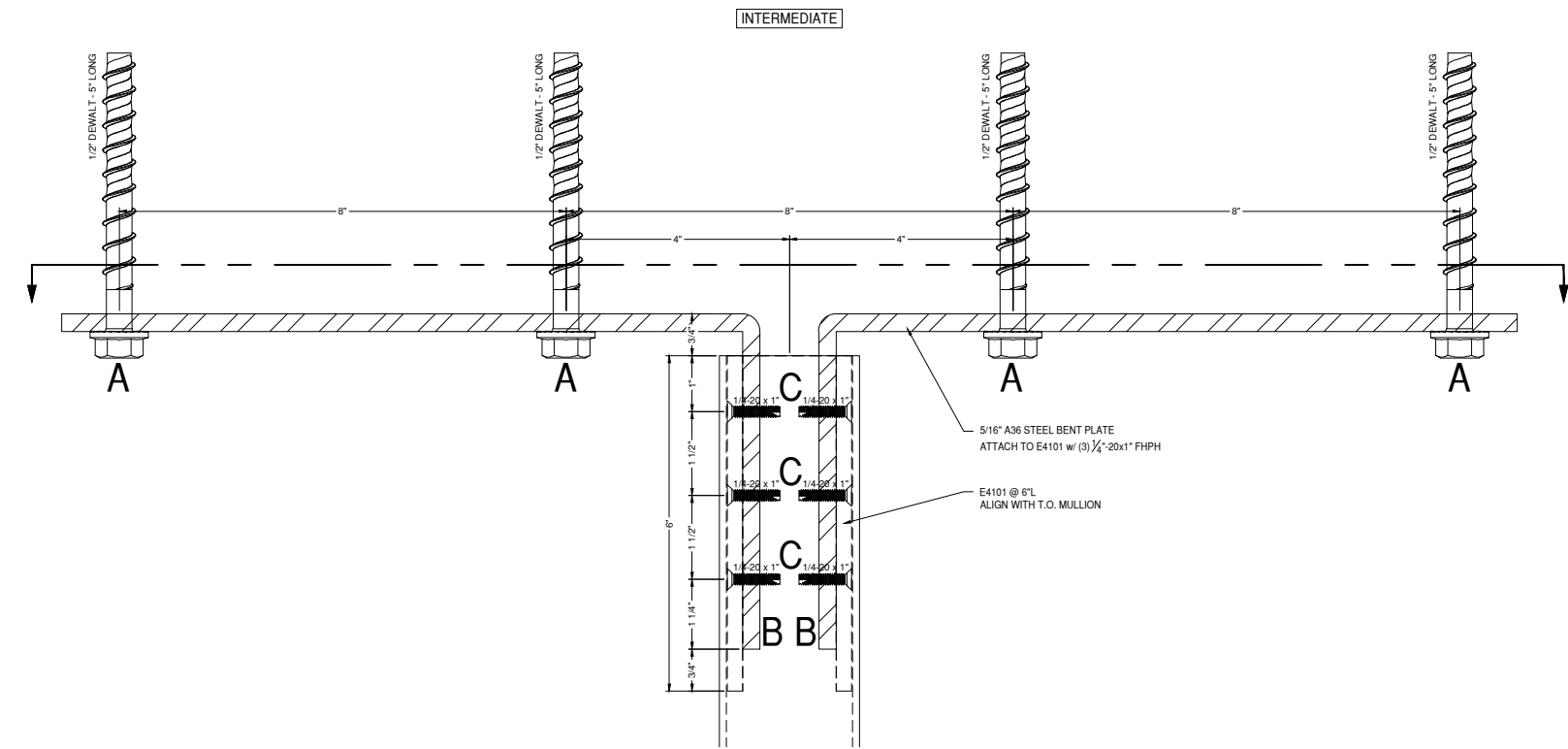
C (FASTENERS):
(3) 1/4" SAE GR 5 - 1/4-20 FASTENER INTO A36 STEEL ANGLE
(3) EACH SIDE OF MULLION
SPACED 1 1/2" APART VERTICALLY

ELEVATIONS:
CW3, CW13, CW14, CW15, CW4, CW6, CW7, CW12, CW4A, CW2, CW3
DETAILS:
9/D4, 11/D5, 12/D5, 19/D9, 20/D9, 107/D49

NOTES:

- 1" MIN COUPLE (DISTANCE TO EDGE OF PLATE) IS REQUIRED
- EXTENDED ANGLES WILL BE REQUIRED AT DETAILS WHERE MINIMUM EDGE REQUIREMENTS CANNOT BE MET WITH MINIMUM COUPLE
- 1" CONSTRUCTION TOLERANCE ASSUMED PER INSTALLERS REQUEST.
- 2" MINIMUM ENGAGEMENT OF E4101 REQUIRED TO RESOLVE THE LOADS SHOWN.

ANCHOR DETAIL
DRAWING SCALE
24x36: N.T.S.
11x17: N.T.S.



INTERMEDIATE

JAMB

ANCHOR DETAIL
 AN4
 DRAWING SCALE
 24x36: N.T.S.
 11x17: N.T.S.

A (INTERMEDIATE):
 (4) 1/2" DIA DEWALT SCREW BOLT
 MIN EDGE = 2 1/2" @ EXT.
 MIN EDGE = 3 1/2" @ INT.
 EMBED = 4 1/4"
 MIN SPACING = 8"

(2) EACH SIDE OF INTERMEDIATE MULLION
 LOCATE FIRST FASTENER EACH SIDE 4" FROM THE CENTERLINE OF THE VERTICAL MULLION

A (JAMB):
 (2) 1/2" DIA DEWALT SCREW BOLT
 MIN EDGE = 2 1/2" @ EXT.
 MIN EDGE = 3 1/2" @ INT.
 EMBED = 4 1/4"
 MIN SPACING = 3 1/2"

(2) DLO SIDE OF JAMB MULLION
 LOCATE FIRST FASTENER 1 3/4" MAX FROM THE FACE OF THE JAMB VERTICAL

B (ANGLE):
 5/16" THICK X 3 1/2" WIDE A36 STEEL ANGLE IS ADEQUATE AS SHOWN
 ANGLE MUST BE LONG ENOUGH TO ACCOMMODATE THE REQUIRED FASTENERS AND SPACING

C (FASTENERS):
 (3) 1/4" SAE GR 5 - 1/4-20 FASTENER INTO A36 STEEL ANGLE
 (3) EACH SIDE OF MULLION
 SPACED 1 1/2" APART VERTICALLY

ELEVATIONS:
 CW3, CW13, CW14, CW15, CW4, CW6, CW7, CW12, CW4A, CW2, CW3
 DETAILS:
 105D49, 105D49

NOTES:
 • 1" MIN COUPLE (DISTANCE TO EDGE OF PLATE) IS REQUIRED
 EXTENDED ANGLES WILL BE REQUIRED AT DETAILS WHERE MINIMUM EDGE REQUIREMENTS CANNOT BE MET WITH MINIMUM COUPLE
 • 1" CONSTRUCTION TOLERANCE ASSUMED PER INSTALLERS REQUEST
 • 2" MINIMUM ENGAGEMENT OF E4101 REQUIRED TO RESOLVE THE LOADS SHOWN

GLAZING CONTRACTOR

999 STREET, ST
 CITY, STATE 99999
 PH: 999.999.9999

MP drafting & design
 www.MPDRAFTING.com
 P: 248.522.7096
 F: 248.522.7030

ARCHITECT:
 RULE JOY TRAMMELL RUBIO
 ARCHITECTURE/INTERIOR DESIGN
 300 GALLERIA PARKWAY SUITE 740
 ATLANTA, GA 30339
 P: 770.661.1492
 F: 770.661.1493

ARCHITECT NOTE:
 ALL NOTES REQUESTING VERIFICATION, CONFIRMATION, OR INFORMATION THAT ARE NOT ANSWERED ARE ASSUMED TO BE CORRECT AS SHOWN ON THESE DRAWINGS.

STAMPS/ SUBMITTALS:

REVISION	DATE
0	10.25.19
1	01.24.20
2	04.07.20
3 - FIELD USE	05.01.20
4	07.22.20
5	10.12.20

PROJECT NUMBER:
19-329

PROJECT NAME:
PROJECT 125

SHEET DESCRIPTION:
ANCHOR DETAILS

SHEET:
AN4

GLAZING CONTRACTOR

999 STREET, ST
CITY, STATE 99999
PH: 999.999.9999

MP drafting
& design

www.MPDRAFTING.com

P: 248.522.7096
F: 248.522.7030

ARCHITECT:

RULE JOY TRAMMELL RUBIO
ARCHITECTURE/INTERIOR DESIGN

300 GALLERIA PARKWAY SUITE 740
ATLANTA, GA 30339
P: 770.661.1492
F: 770.661.1493

ARCHITECT NOTE:
ALL NOTES REQUESTING VERIFICATION,
CONFIRMATION, OR INFORMATION THAT ARE
NOT ANSWERED ARE ASSUMED TO BE
CORRECT AS SHOWN ON THESE DRAWINGS.

STAMPS/ SUBMITTALS:

REVISION	DATE
0	10.25.19
1	01.24.20
2	04.07.20
3 - FIELD USE	05.01.20
4	07.22.20
5	10.12.20

PROJECT NUMBER:

19-329

PROJECT NAME:

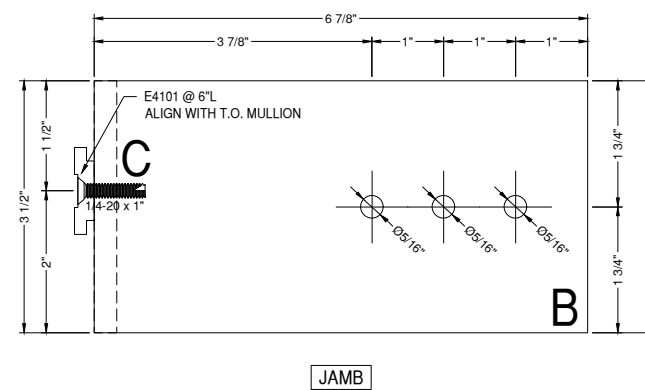
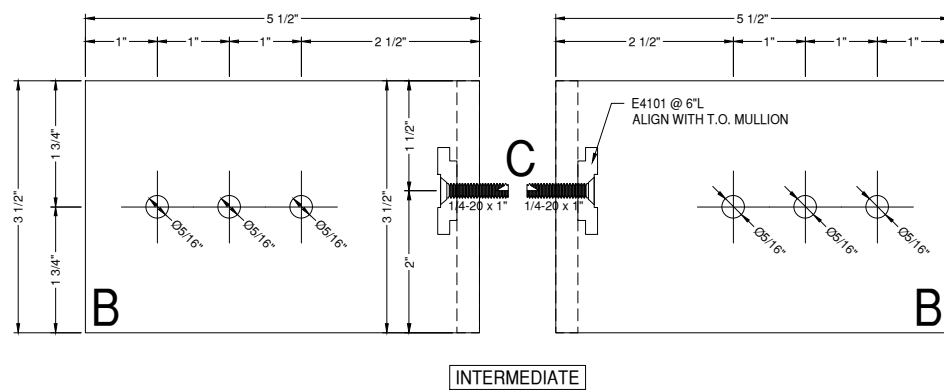
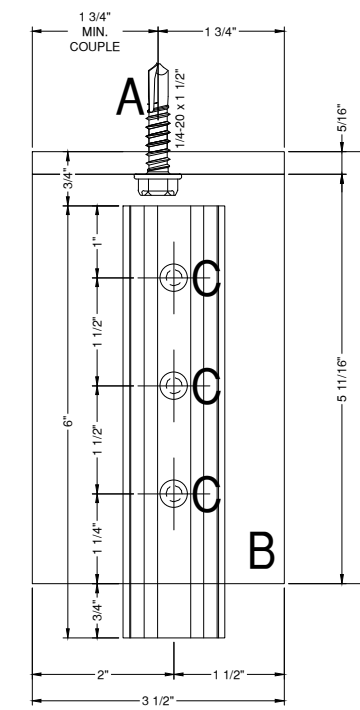
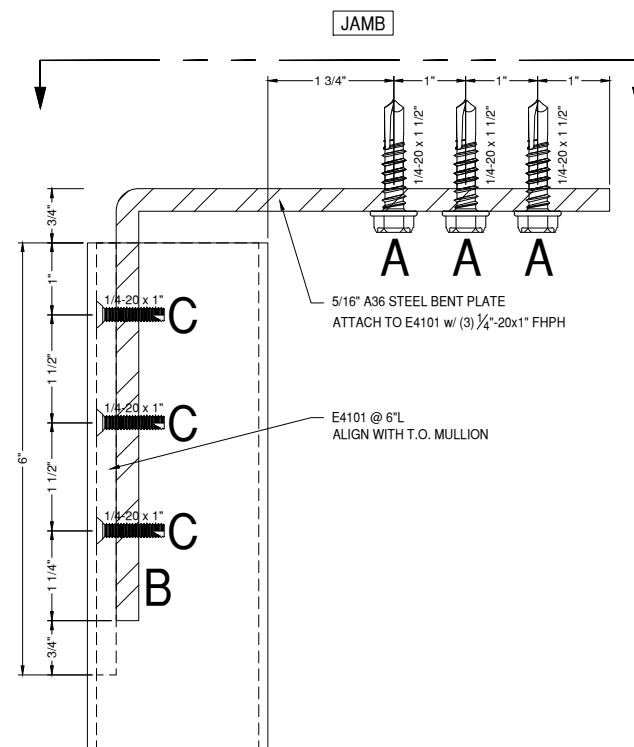
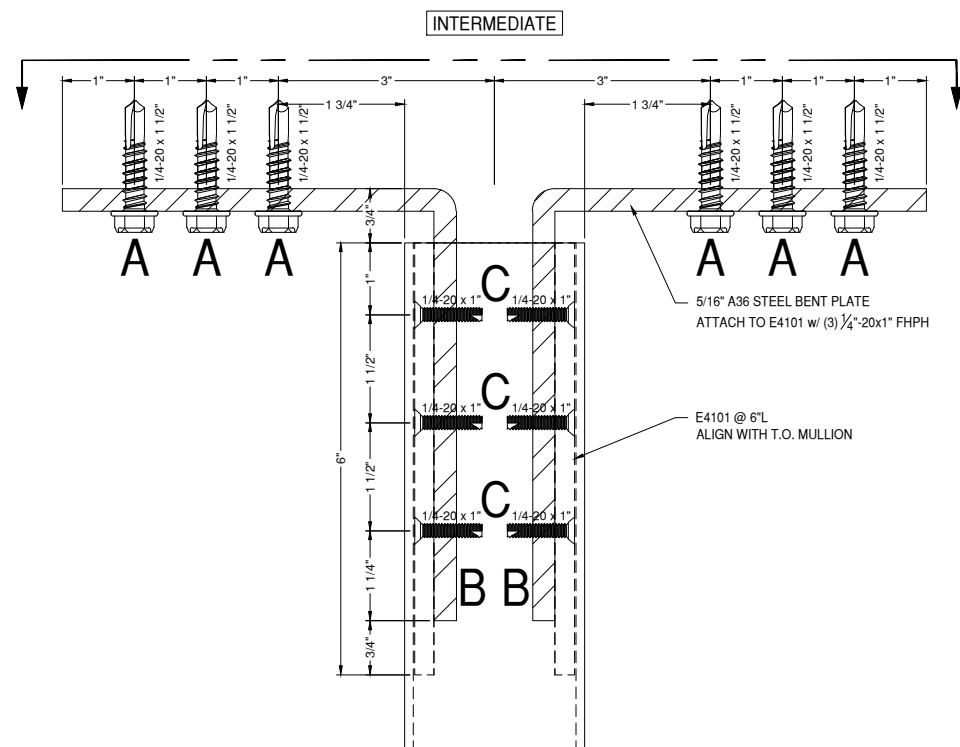
PROJECT 125

SHEET DESCRIPTION:

ANCHOR DETAILS

SHEET:

AN5



A (INTERMEDIATE):
(3) 1/4" SAE GRADE 5 - 1/4-20 FASTENERS
INTO 16 GA MIN. STEEL STUD
(3) EACH SIDE OF INTERMEDIATE
SPACED 1" APART (MIN.)

A (JAMB):
(3) 1/4" SAE GR 5 - 1/4-20 FASTENER
INTO 16 GA MIN. STEEL STUD
(3) DLO SIDE OF THE JAMB
SPACED 1" APART (MIN.)
LOCATE FASTENER 1 3/4" MAX FROM FACE OF VERTICAL MULLIONS

B (ANGLE):
5/16" THICK X 3 1/2" WIDE A36 STEEL ANGLE IS ADEQUATE AS SHOWN
ANGLE MUST BE LONG ENOUGH TO ACCOMMODATE THE REQUIRED
FASTENERS AND SPACING

C (FASTENERS):
(3) 1/4" SAE GR 5 - 1/4-20 FASTENER
INTO A36 STEEL ANGLE
(3) EACH SIDE OF MULLION
SPACED 1 1/2" APART VERTICALLY

ELEVATIONS:
CW7
DETAILS:
8/D3

NOTE:
• 3/4" MAX CONSTRUCTION TOLERANCE ASSUMED PER
INSTALLER REQUEST
• 2" MINIMUM ENGAGEMENT OF E4101 REQUIRED TO RESOLVE
THE LOADS SHOWN

ANS ANCHOR DETAIL
DRAWING SCALE
24x36: 3/4:1
11x17: 3/8:1

GLAZING CONTRACTOR

999 STREET, ST
CITY, STATE 99999
PH: 999.999.9999

MP drafting
& design

www.MPDRAFTING.com
P: 248.522.7096
F: 248.522.7030

ARCHITECT:

RULE JOY TRAMMELL RUBIO
ARCHITECTURE/INTERIOR DESIGN

300 GALLERIA PARKWAY SUITE 740
ATLANTA, GA 30339
P: 770.661.1492
F: 770.661.1493

ARCHITECT NOTE:
ALL NOTES REQUESTING VERIFICATION,
CONFIRMATION, OR INFORMATION THAT ARE
NOT ANSWERED ARE ASSUMED TO BE
CORRECT AS SHOWN ON THESE DRAWINGS.

STAMPS/ SUBMITTALS:

REVISION	DATE
0	10.25.19
1	01.24.20
2	04.07.20
3 - FIELD USE	05.01.20
4	07.22.20
5	10.12.20

PROJECT NUMBER:

19-329

PROJECT NAME:

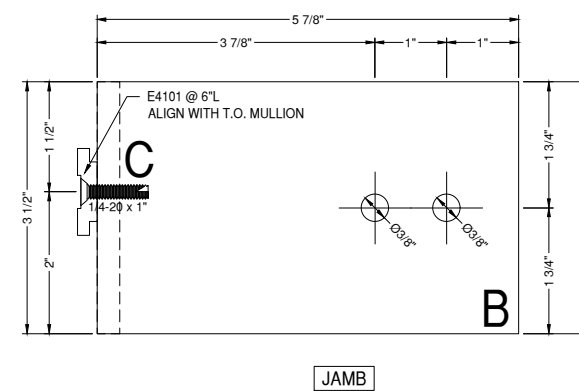
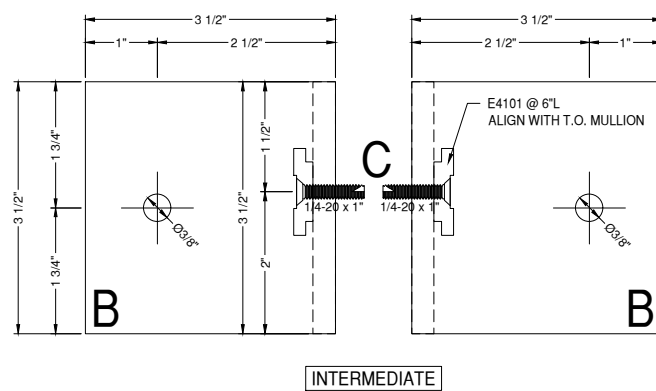
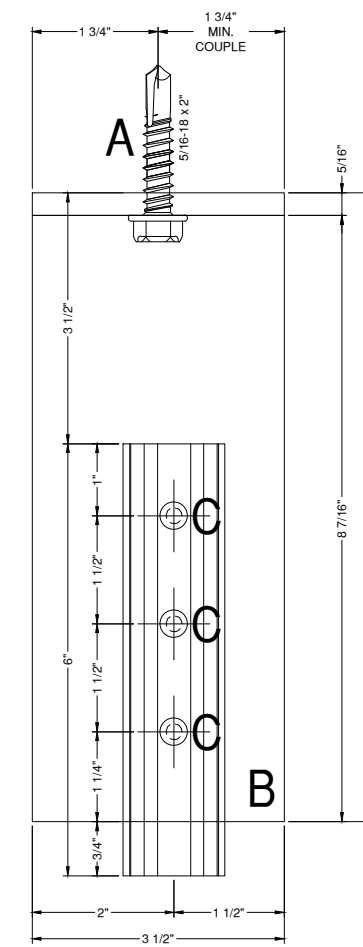
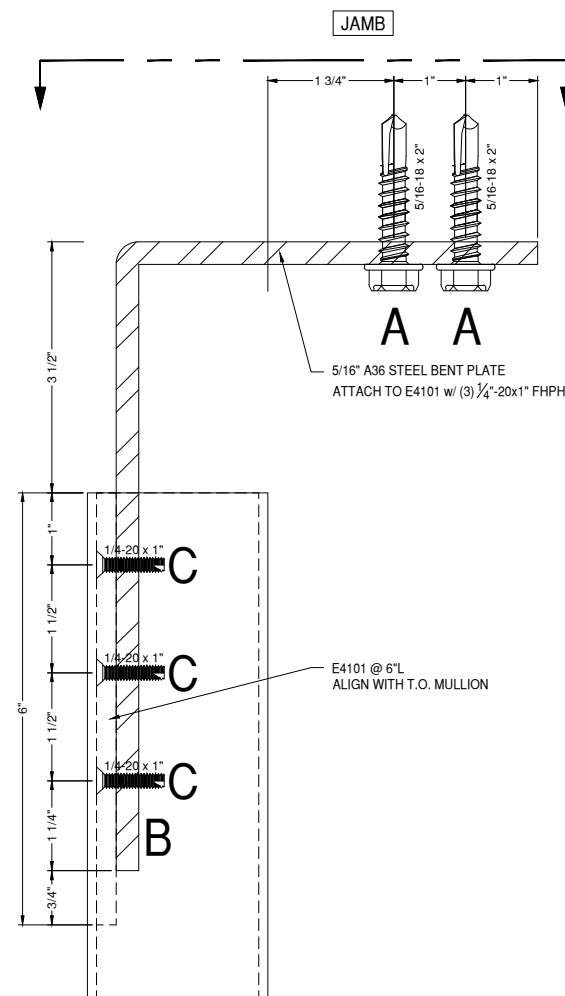
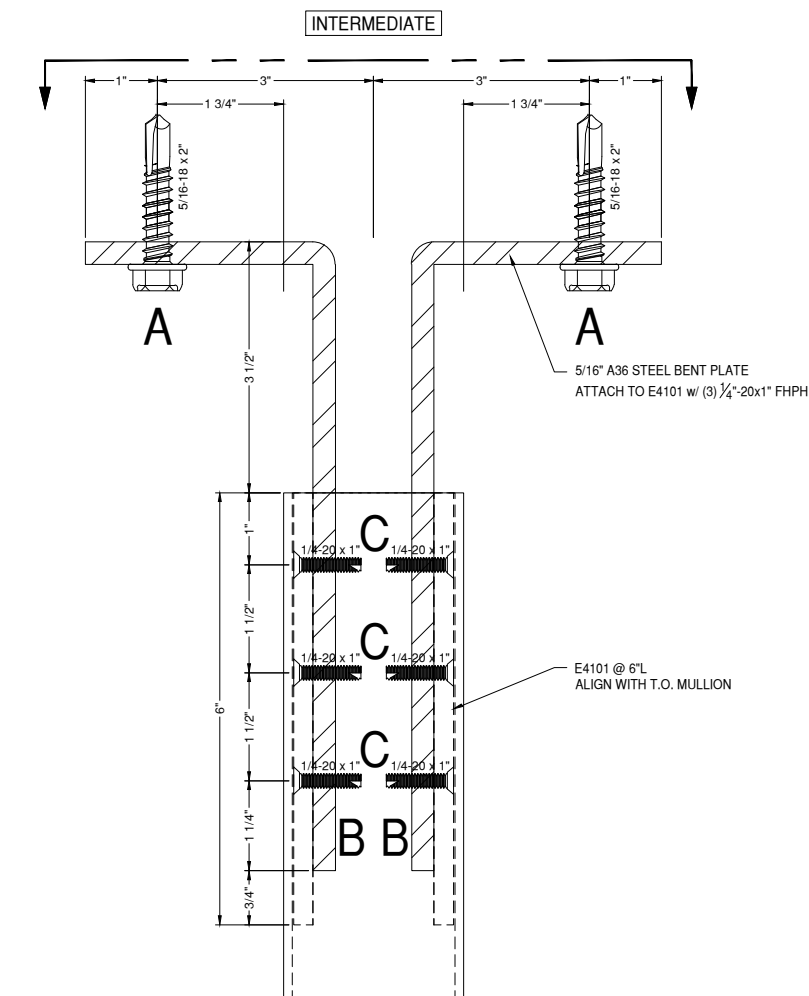
PROJECT 125

SHEET DESCRIPTION:

ANCHOR DETAILS

SHEET:

AN6



A (INTERMEDIATE):
(2) 5/16" SAE GRADE 5 - FASTENERS
INTO 1/2" A36 STEEL
(1) EACH SIDE OF INTERMEDIATE VERTICAL
SPACED 1" APART (MIN.)

A (JAMB):
(2) 5/16" SAE GRADE 5 - FASTENERS
INTO 1/2" A36 STEEL
(2) DLO SIDE OF THE JAMB
SPACED 1" APART (MIN.)
LOCATE FASTENER 2" MAX FROM FACE OF VERTICAL MULLIONS

B (ANGLE):
5/16" THICK X 3 1/2" WIDE A36 STEEL ANGLE IS ADEQUATE AS SHOWN
ANGLE MUST BE LONG ENOUGH TO ACCOMMODATE THE REQUIRED
FASTENERS AND SPACING

C (FASTENERS):
(3) 1/4" SAE GR 5 - 1/4-20 FASTENER
INTO A36 STEEL ANGLE
(3) EACH SIDE OF MULLION
SPACED 1 1/2" APART VERTICALLY

ELEVATIONS:
CW2, CW7, CW1, CW4, CW5
DETAILS:
4/D2, 14/D6

NOTE:
• 1/2" MAX CONSTRUCTION TOLERANCE ASSUMED PER
INSTALLER REQUEST
• 2" MINIMUM ENGAGEMENT OF E4101 REQUIRED TO RESOLVE
THE LOADS SHOWN

ANCHOR DETAIL
DRAWING SCALE
24x36: 3/4:1
11x17: 3/8:1

GLAZING CONTRACTOR

999 STREET, ST
CITY, STATE 99999
PH: 999.999.9999



www.MPDRAFTING.com
P: 248.522.7096
F: 248.522.7030

ARCHITECT:

RULE JOY TRAMMELL RUBIO
ARCHITECTURE/INTERIOR DESIGN

300 GALLERIA PARKWAY SUITE 740
ATLANTA, GA 30339
P: 770.661.1492
F: 770.661.1493

ARCHITECT NOTE:
ALL NOTES REQUESTING VERIFICATION,
CONFIRMATION, OR INFORMATION THAT ARE
NOT ANSWERED ARE ASSUMED TO BE
CORRECT AS SHOWN ON THESE DRAWINGS.

STAMPS/ SUBMITTALS:

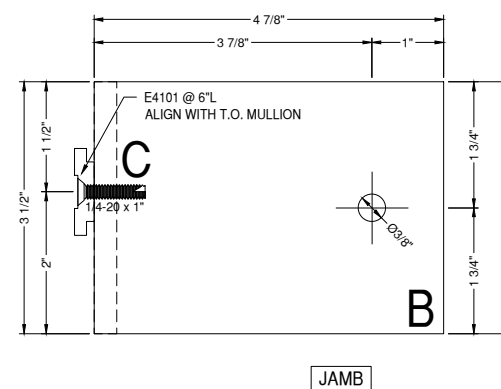
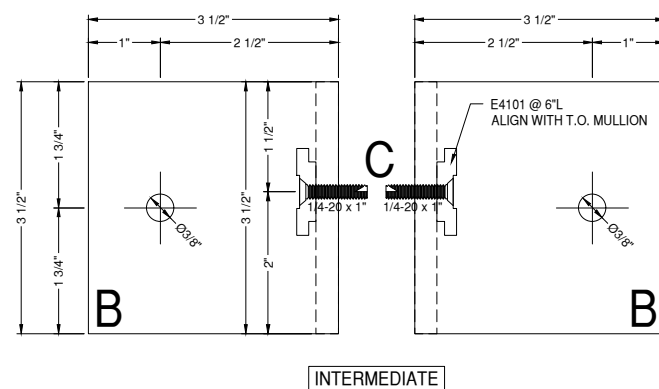
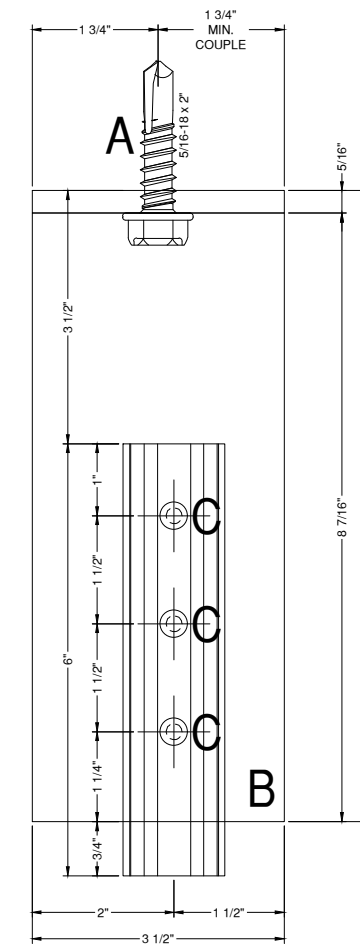
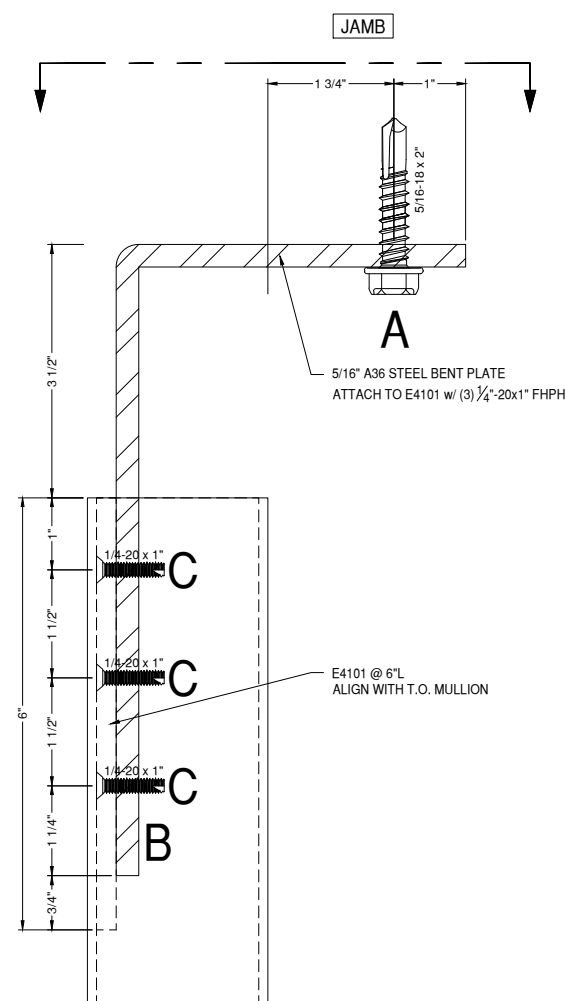
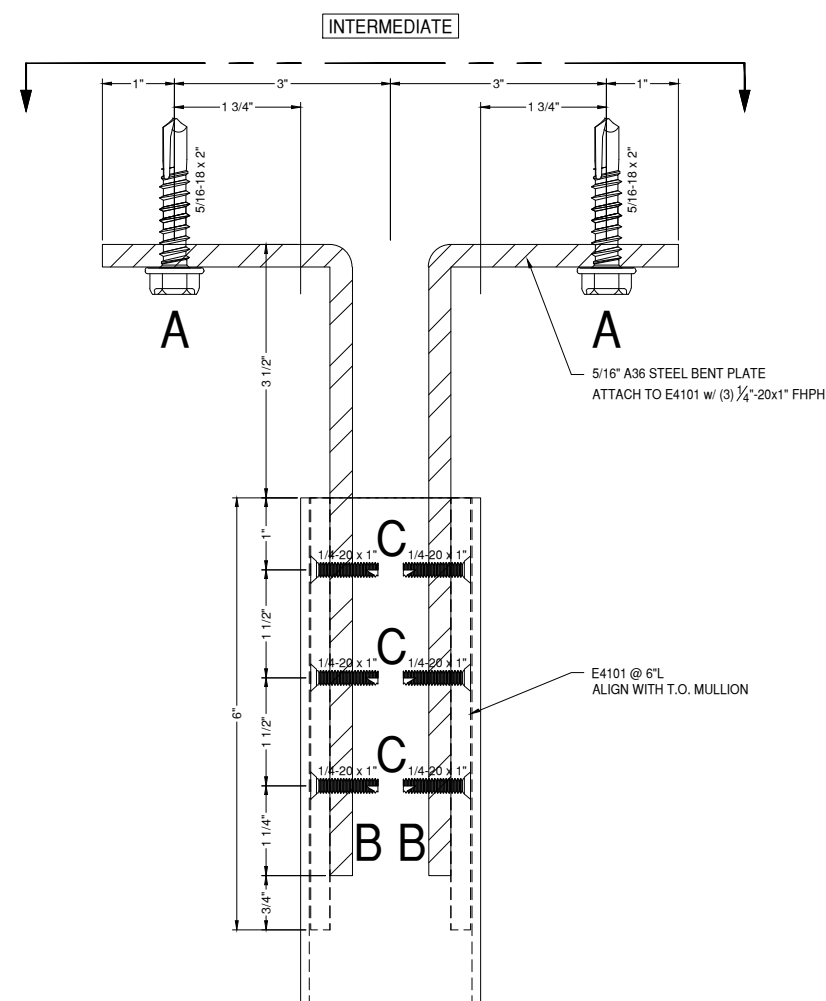
REVISION	DATE
0	10.25.19
1	01.24.20
2	04.07.20
3 - FIELD USE	05.01.20
4	07.22.20
5	10.12.20

PROJECT NUMBER:
19-329

PROJECT NAME:
PROJECT 125

SHEET DESCRIPTION:
ANCHOR DETAILS

SHEET:
AN7



A (INTERMEDIATE):
(2) 5/16" SAE GRADE 5 - FASTENERS INTO 1/4" A36 STEEL
(1) EACH SIDE OF INTERMEDIATE VERTICAL

A (JAMB):
(1) 5/16" SAE GRADE 5 - FASTENERS INTO 1/4" A36 STEEL
(1) DLO SIDE OF THE JAMB LOCATE FASTENER 2" MAX FROM FACE OF VERTICAL MULLIONS

B (ANGLE):
5/16" THICK X 3 1/2" WIDE A36 STEEL ANGLE IS ADEQUATE AS SHOWN ANGLE MUST BE LONG ENOUGH TO ACCOMMODATE THE REQUIRED FASTENERS AND SPACING

C (FASTENERS):
(3) 1/4" SAE GR 5 - 1/4-20 FASTENER INTO A36 STEEL ANGLE
(3) EACH SIDE OF MULLION SPACED 1 1/2" APART VERTICALLY

ELEVATIONS:
CW3, CW4, CW9, CW10, CW4, CW5, CW8, CW9, CW10, CW11, CW2, CW3, CW6, CW7, CW4, CW5, DOOR 131B

DETAILS:
3/D1, 13/D5, 15/D6, 17/D8, 21/D9

NOTE:
• 1/2" MAX CONSTRUCTION TOLERANCE ASSUMED PER INSTALLER REQUEST
• 2" MINIMUM ENGAGEMENT OF E4101 REQUIRED TO RESOLVE THE LOADS SHOWN

ANCHOR DETAIL
DRAWING SCALE
24x36: 3/4:1
11x17: 3/8:1

GLAZING CONTRACTOR

999 STREET, ST
CITY, STATE 99999
PH: 999.999.9999

MP drafting
& design

www.MPDRAFTING.com

P: 248.522.7096
F: 248.522.7030

ARCHITECT:

RULE JOY TRAMMELL RUBIO
ARCHITECTURE/INTERIOR DESIGN

300 GALLERIA PARKWAY SUITE 740
ATLANTA, GA 30339
P: 770.661.1492
F: 770.661.1493

ARCHITECT NOTE:
ALL NOTES REQUESTING VERIFICATION,
CONFIRMATION, OR INFORMATION THAT ARE
NOT ANSWERED ARE ASSUMED TO BE
CORRECT AS SHOWN ON THESE DRAWINGS.

STAMPS/ SUBMITTALS:

REVISION	DATE
0	10.25.19
1	01.24.20
2	04.07.20
3 - FIELD USE	05.01.20
4	07.22.20
5	10.12.20

PROJECT NUMBER:

19-329

PROJECT NAME:

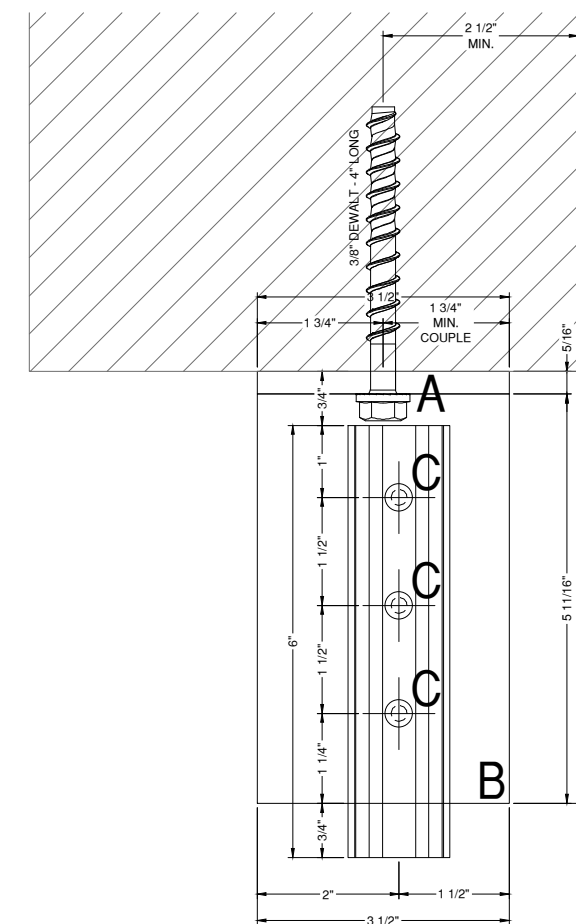
PROJECT 125

SHEET DESCRIPTION:

ANCHOR DETAILS

SHEET:

AN8



A (INTERMEDIATE):
(2) 3/8" DIA DEWALT SCREW BOLT
MIN EDGE = 2 1/2"
EMBED = 2 1/2"
MIN SPACING = 8"
(1) EACH SIDE OF INTERMEDIATE MULLION
LOCATE FIRST FASTENER EACH SIDE 4" FROM THE CENTERLINE OF THE VERTICAL MULLION

A (JAMB):
(1) 3/8" DIA DEWALT SCREW BOLT
MIN EDGE = 2 1/2"
EMBED = 3 1/4"
(1) DLO SIDE OF JAMB MULLION
LOCATE FIRST FASTENER NO MORE THAN 2" FROM THE FACE OF THE JAMB VERTICAL

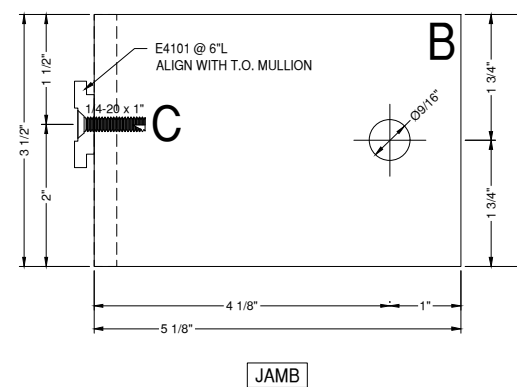
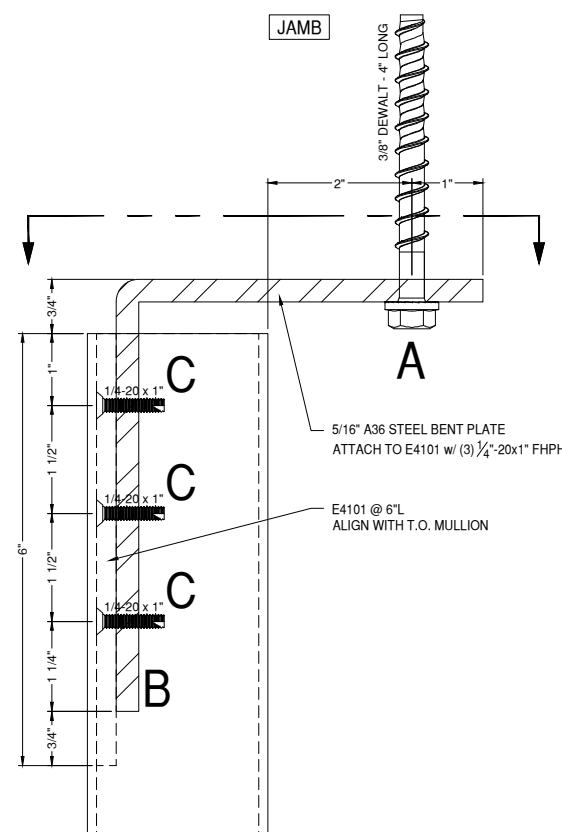
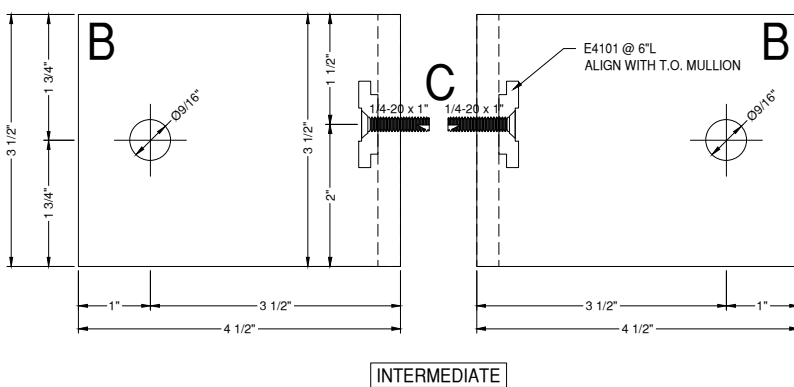
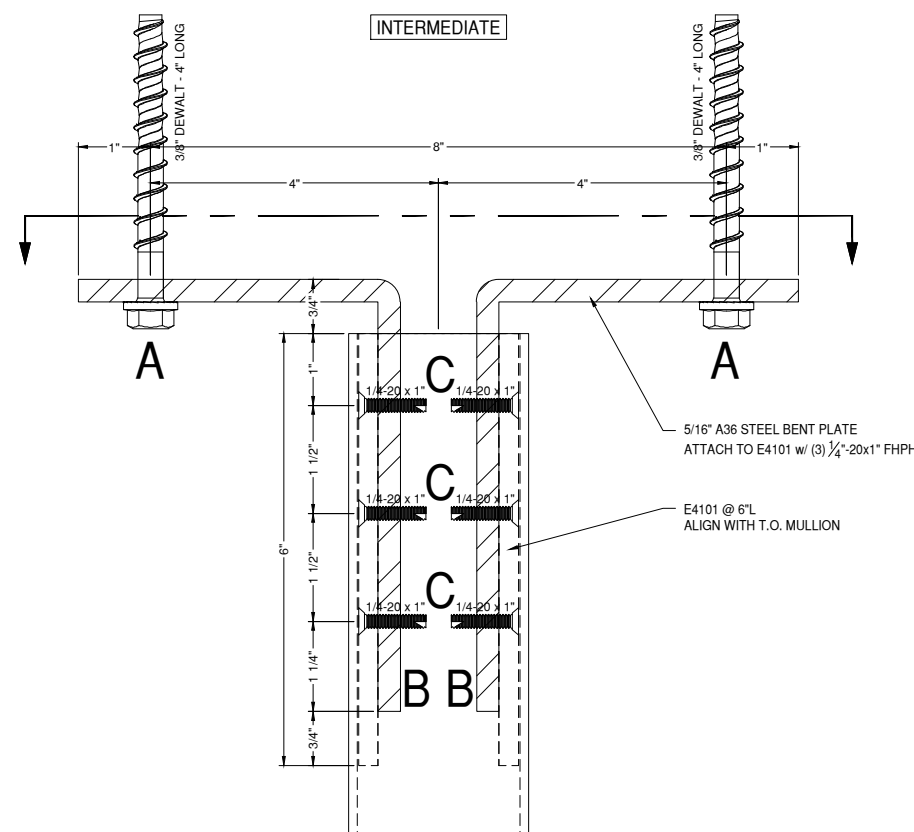
B (ANGLE):
5/16" THICK X 3 1/2" WIDE A36 STEEL ANGLE IS ADEQUATE AS SHOWN
ANGLE MUST BE LONG ENOUGH TO ACCOMMODATE THE REQUIRED FASTENERS AND SPACING

C (FASTENERS):
(3) 1/4" SAE GR 5 - 1/4-20 FASTENER INTO A36 STEEL ANGLE
(3) EACH SIDE OF MULLION
SPACED 1 1/2" APART VERTICALLY

ELEVATIONS:
DOOR 131A
DETAILS:
146/D74, 152/D75

NOTES:

- 3/4" CONSTRUCTION TOLERANCE ASSUMED PER INSTALLERS REQUEST.
- 2" MINIMUM ENGAGEMENT OF E4101 REQUIRED TO RESOLVE THE LOADS SHOWN.



AN8
ANCHOR DETAIL
DRAWING SCALE
24x36: 3/4:1
11x17: 3/8:1

GLAZING CONTRACTOR

999 STREET, ST
CITY, STATE 99999
PH: 999.999.9999

MP drafting
& design
www.MPDRAFTING.com
P: 248.522.7096
F: 248.522.7030

ARCHITECT:
RULE JOY TRAMMELL RUBIO
ARCHITECTURE/INTERIOR DESIGN
300 GALLERIA PARKWAY SUITE 740
ATLANTA, GA 30339
P: 770.661.1492
F: 770.661.1493
ARCHITECT NOTE:
ALL NOTES REQUESTING VERIFICATION,
CONFIRMATION, OR INFORMATION THAT ARE
NOT ANSWERED ARE ASSUMED TO BE
CORRECT AS SHOWN ON THESE DRAWINGS.

STAMPS/ SUBMITTALS:

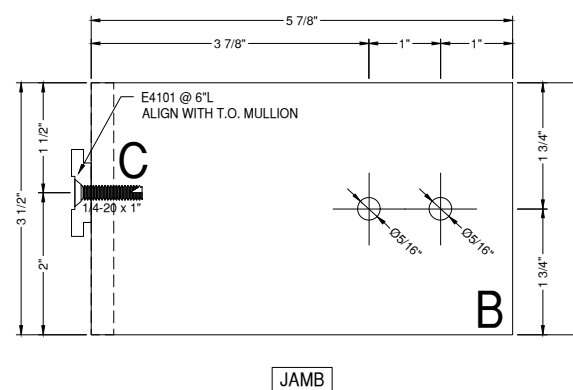
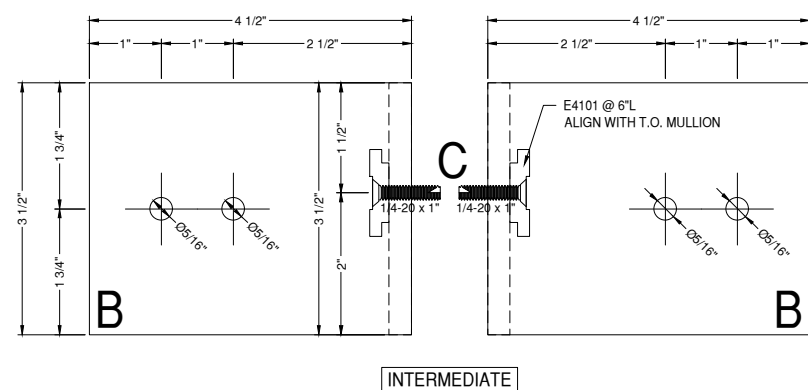
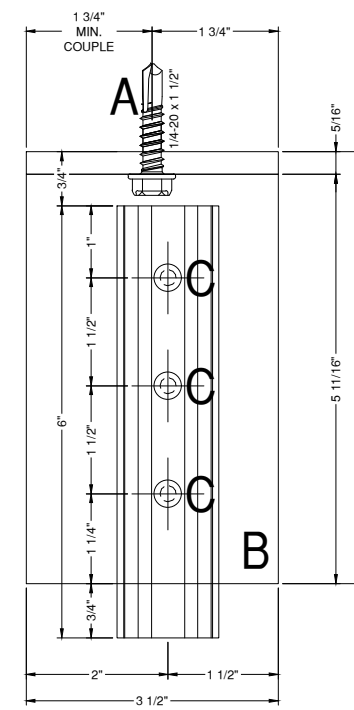
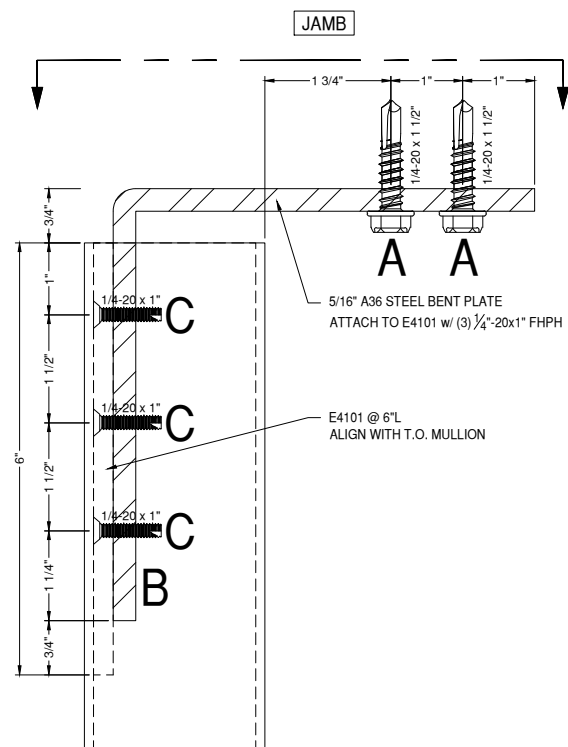
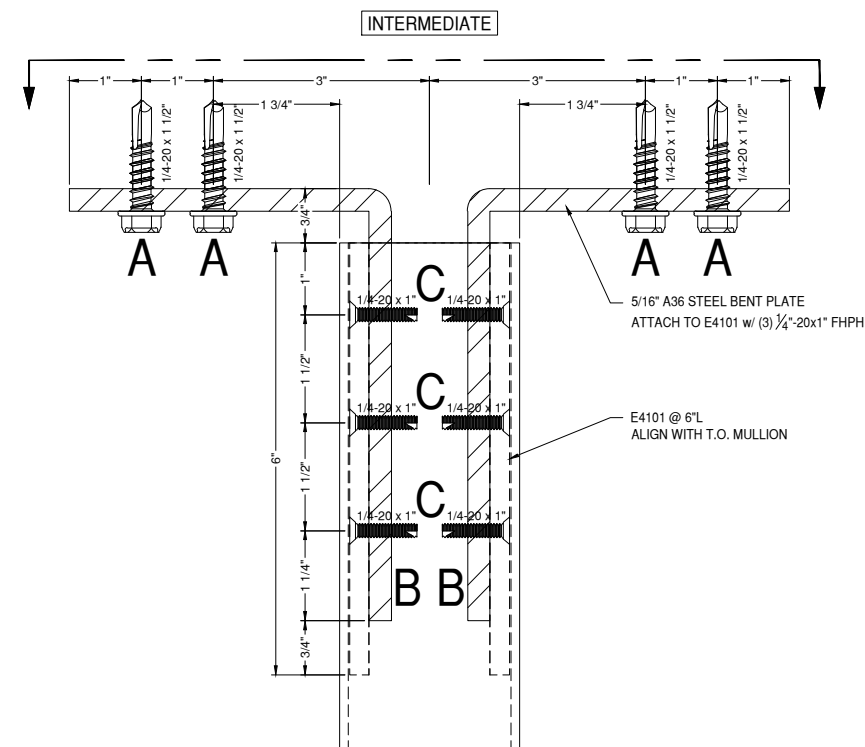
REVISION	DATE
0	10.25.19
1	01.24.20
2	04.07.20
3 - FIELD USE	05.01.20
4	07.22.20
5	10.12.20

PROJECT NUMBER:
19-329

PROJECT NAME:
PROJECT 125

SHEET DESCRIPTION:
ANCHOR DETAILS

SHEET:
AN9



A (INTERMEDIATE):
(4) 1/4" SAE GRADE 5 - 1/4-20 FASTENERS
INTO 16 GA MIN. STEEL STUD
(2) EACH SIDE OF INTERMEDIATE
SPACED 1" APART (MIN.)

A (JAMB):
(2) 1/4" SAE GR 5 - 1/4-20 FASTENER
INTO 16 GA MIN. STEEL STUD
(2) DLO SIDE OF THE JAMB
SPACED 1" APART (MIN.)
LOCATE FASTENER 2" MAX FROM FACE OF VERTICAL MULLIONS

B (ANGLE):
5/16" THICK X 3 1/2" WIDE A36 STEEL ANGLE IS ADEQUATE AS SHOWN
ANGLE MUST BE LONG ENOUGH TO ACCOMMODATE THE REQUIRED
FASTENERS AND SPACING

C (FASTENERS):
(3) 1/4" SAE GR 5 - 1/4-20 FASTENER
INTO A36 STEEL ANGLE
(3) EACH SIDE OF MULLION
SPACED 1 1/2" APART VERTICALLY

ELEVATIONS:
CW9, CW10
DETAILS:
1/D1, 148/D74, 157/D77

NOTE:
• 3/4" MAX CONSTRUCTION TOLERANCE ASSUMED PER
INSTALLER REQUEST
• 2" MINIMUM ENGAGEMENT OF E4101 REQUIRED TO RESOLVE
THE LOADS SHOWN

ANCHOR DETAIL
DRAWING SCALE
24x36: 3/4:1
11x17: 3/8:1