

# HYUNDAI - HMGMA PROJECT

## BRIAN COUNTY MEGASITE

# CURTAINWALL AND STOREFRONT SHOP DRAWINGS

BUILD EGA

4274 SHACKLEFORD RD, SUITE A  
NORCROSS, GA 30093  
PH: 678-355-9010

### GLAZING SCHEDULE

IG-1	1/4" CLEAR TEMPERED GLASS - OUTBOARD 1/2" AIRSPACE (MILL SPACER) 1/4" CLEAR TEMPERED GLASS - INBOARD COATING: -
IG-2	1/4" CLEAR TEMPERED GLASS - OUTBOARD 1/2" AIRSPACE (MILL SPACER) 1/4" CLEAR TEMPERED GLASS - INBOARD COATING: LOW-E SURFACE #2
MP-1	1" RESERVE WHITE METAL PANEL WITH 3" LAMINATED INSULATION INFILL PANEL
MP-2	1" ARCTIC WHITE METAL PANEL WITH 3" LAMINATED INSULATION INFILL PANEL
GL-1	1/2" CLEAR TEMPERED GLASS
-	-
-	-

### SYSTEM NOTES

**SYSTEMS TYPES**  
 SYSTEM #1: YKK YCW 750 OG CURTAINWALL SYSTEM (2 1/2" X 7 1/2")  
 SYSTEM #1: YKK YCW 750 SSG CURTAINWALL SYSTEM (2 1/2" X 6 9/16")  
 SYSTEM #2: YKK YES 45 FI STOREFRONT SYSTEM (2" X 4 1/2")  
 ENTRANCES: YKK 35D MEDIUM STILE ENTRANCES

**METAL FINISHES**  
 2-COAT PAINTED DURANAR SUNSTORM WHITE

**SEALANT TYPES**  
 TBD

**STRUCTURE BY OTHERS**  
 THE BUILDING STRUCTURE AND COMPONENTS THEREOF MUST BE CAPABLE OF SAFELY CARRYING THE LOADS IMPOSED UPON IT BY THE SYSTEMS DETAILED, INCLUDING BUT NOT LIMITED TO DEAD LOADS OF THE SYSTEMS, WIND LOADINGS, THERMAL LOADINGS, SEISMIC LOADINGS, SNOW LOADINGS AND LIVE LOADINGS.

**NOTES:**  
 THESE SHOP DRAWINGS HAVE BEEN PREPARED BASED ON ARCHITECTURAL DRAWINGS: 05.1 - REVISION - 08.10.2023

**NOTE:**  
 ALL IGU SECONDARY SEALANTS WIDTHS NEED TO BE A MINIMUM OF 5/16".

### SYMBOLS

- GLAZING IDENTIFICATION	- WORK POINT
- DETAIL IDENTIFICATION /PAGE NUMBER	- ELEVATION BENCHMARK
- COLUMN LINE	- DEAD LOAD ANCHOR
- SECTION	- WIND LOAD ANCHOR
- VIEW	- REVISION NUMBER CALL-OUT
- SCHEDULED HARDWARE	- STEEL CALL-OUT
R.O. - ROUGH OPENING	N.T.S. - NOT TO SCALE
D.O. - DOOR OPENING	F.F. - FINISH FLOOR
D.L.O. - DAY LIGHT OPENING	V.I.F. - VERIFY IN FIELD
S.F.O. - STOREFRONT OPENING	DL - DEADLOAD
C.W.O. - CURTAINWALL OPENING	WL - WINDLOAD
G.S. - GLASS SIZE	E.O.G - EDGE OF GLASS
F.S. - FRAME SIZE	T/O - TOP OF
W.P. - WORK POINT	B/O - BOTTOM OF
CL - CENTER LINE	REF. - REFERENCE

### DRAWING NOTES

- MP DRAFTING & DESIGN AND THE CUSTOMER WILL ASSUME NO RESPONSIBILITY FOR ERRORS RESULTING FROM THE USE OF THESE DRAWINGS BY OTHER TRADES.
  - FINAL APPROVAL BY THE GENERAL CONTRACTOR CONSTITUTES ACCEPTANCE OF ALL DEVIATIONS TO THE CONTRACT DOCUMENTS MADE BY MP DRAFTING & DESIGN AND THE CUSTOMER IN THESE DRAWINGS.
  - THESE DRAWINGS REPRESENT MP DRAFTING'S AND THE CUSTOMER'S INTERPRETATION OF THE APPLICATION OF PRODUCTS TO THIS PROJECT IN FUNCTIONAL COMPLIANCE WITH THE ARCHITECT'S DRAWINGS AND SPECIFICATION. IT IS IMPORTANT THAT THIS INTERPRETATION BE REVIEWED DIMENSIONALLY AND FUNCTIONALLY WITH RESPECT TO ACTUAL ARCHITECT'S INTENT, INTERFACING CONDITIONS, MATERIAL AND JOB SITE CONDITIONS.
  - ALL DIMENSIONS SHALL BE FIELD VERIFIED AND/OR APPROVED BY THE GENERAL CONTRACTOR PRIOR TO GLASS ORDERING AND FABRICATION. MP DRAFTING & DESIGN AND THE CUSTOMER WILL ASSUME NO RESPONSIBILITY FOR DIMENSIONAL ERRORS OR CHANGES RESULTING FROM FIELD CORRECTIONS.
  - PROJECT MATERIALS MUST BE PROTECTED IMMEDIATELY FROM STAINING BY WET CARDBOARD PAPER AND FROM THE ACTION OF HARSH ALKALIS AND SAND IN CONCRETE, STUCCO, MORTAR OR PLASTER. THE SETTING OF THE PROJECT MATERIALS REQUIRES THE GENERAL CONTRACTOR TO CLOSELY SUPERVISE OTHER TRADES SO AS TO PREVENT MARRING OR DISCOLORATION FROM ANY CAUSE.
  - ALL SEALANT JOINTS SHOULD BE SEALED WATERTIGHT FOLLOWING THE SEALANT MANUFACTURER'S RECOMMENDATIONS AS TO SIZE, METHOD OF APPLICATION AND COMPATIBILITY WITH ADJOINING MATERIALS.
  - ALL FRAMING SYSTEMS SHALL BE FABRICATED & INSTALLED PER THE MANUFACTURER'S INSTRUCTIONS.
  - THE ROUGH OPENINGS PROVIDED MUST BE SQUARE AND WITHIN SPECIFIED BUILDING TOLERANCES.
  - PERIMETER SUBSTRATE MUST BE CAPABLE OF WITHSTANDING REACTION FORCES IMPOSED BY DESIGN LOADS.
  - ALL FASTENING INFORMATION TO BE VERIFIED ON SITE BY CUSTOMER FOR VARIATION FROM SHOP DRAWINGS. ALL FASTENERS SHOWN FOR REFERENCE ONLY UNLESS SPECIFICALLY CALLED OUT BY PROFESSIONAL ENGINEER.
  - LAWS AND BUILDING AND SAFETY CODES GOVERNING THE DESIGN AND USE OF GLAZING ENTRANCE, WINDOW AND CURTAIN WALL PRODUCTS VARY WIDELY. MP DRAFTING & DESIGN AND THE CUSTOMER DOES NOT CONTROL THESE SELECTION OF PRODUCT CONFIGURATIONS, OPERATING HARDWARE OR GLAZING MATERIALS AND ASSUMES NO RESPONSIBILITY.
  - SEE CUSTOMER'S QUOTATION FOR ANY EXCLUDED ITEMS NOT NOTED WITHIN.
- PROPRIETARY NOTICE:**  
 THIS DRAWING SHEET AND CONTENTS HEREIN ARE PROPERTY OF MP DRAFTING & DESIGN AND ITS CUSTOMERS. USE OF THESE DRAWINGS, ITS CONTENT AND DESIGN CONCEPTS ARE INTENDED FOR THE USE OF THE INTENDED RECIPIENT. MP DRAFTING & DESIGN AND ITS CUSTOMERS ARE NOT RESPONSIBLE FOR USE BY OTHER PARTIES.

### ENGINEERING

P.E. STRUCTURAL REVIEW INCLUDED: YES  NO

TYPICAL ENGINEERING NOTE:  
 ENGINEERING REVIEW (IF REQUIRED) WILL BE PROVIDED AFTER 1ST SUBMITTAL APPROVAL OF THESE SHOP DRAWINGS. ALL APPLICABLE INFORMATION BELOW, SYSTEM REVIEW, REINFORCEMENT, FASTENERS, LOADS, ETC. WILL BE PROVIDED AT THAT TIME.

ARCHITECT NOTE: PLEASE VERIFY ALL INFORMATION BELOW

DESIGN LOADS: (PER ASCE 7-16)

BASIC WINDSPEED:	127 MPH
IMPORTANCE FACTOR:	1.0
EXPOSURE CATEGORY:	C
BUILDING HEIGHT:	58.75 FT
ASSEMBLY & HEAD OFFICE	
TYPICAL WINDLOAD:	+25.8/-27.9 PSF
CORNER WINDLOAD:	+25.8/-34.4 PSF
CTS BRIDGE AND PAINT	
TYPICAL WINDLOAD:	+31.4/-34 PSF
CORNER WINDLOAD:	+31.4/-54.6 PSF
SNOW LOADS:	-
ALLOWABLE DEFLECTION:	- L/175 (SPAN < 13'-6"), L/240+1/4" (SPAN >= 13'-6")

### SHEET INDEX

C1	COVER SHEET
P1 THRU P23	FLOOR PLANS
E1 THRU E53	ELEVATIONS
D1 THRU D27	DETAILS

### DIMENSION VERIFICATION

FIELD VERIFIED:

GUARANTEED DIMENSIONS:

### REVISIONS

REV	DESCRIPTION	DATE	BY
0	1ST SUBMITTAL	11.29.23	MCH
1	EGA CHANGES - ADDED STOREFRONT SCOPE	12.21.23	MCH
2	2ND SUBMITTAL AND ENGINEERING	02.01.24	MCH
3	3RD SUBMITTAL	02.28.24	MCH
4	4TH SUBMITTAL	04.08.24	MCH

### NOTE SYMBOL KEY

	ARCHITECT NOTE		ENGINEERING NOTE ENGINEER OF RECORD OR DELEGATED DESIGN
	GLAZING CONTRACTOR OR PROJECT MANAGER NOTE		FABRICATOR OR INSTALLER NOTE

### ARCHITECT:

ATLAS COLLABORATIVE  
 5185 PEACHTREE PARKWAY, BLDG 1200  
 SUITE 280  
 PEACHTREE CORNERS, GEORGIA 30092

ARCHITECT NOTE:  
 ALL NOTES REQUESTING VERIFICATION,  
 CONFIRMATION, OR INFORMATION THAT ARE  
 NOT ANSWERED ARE ASSUMED TO BE  
 CORRECT AS SHOWN ON THESE DRAWINGS.

### STAMPS/ SUBMITTALS:

REVISION	DATE
0	11.29.23
1	12.21.23
2	02.01.24
3	02.28.24
4	04.08.24

PROJECT NUMBER:  
 23-275

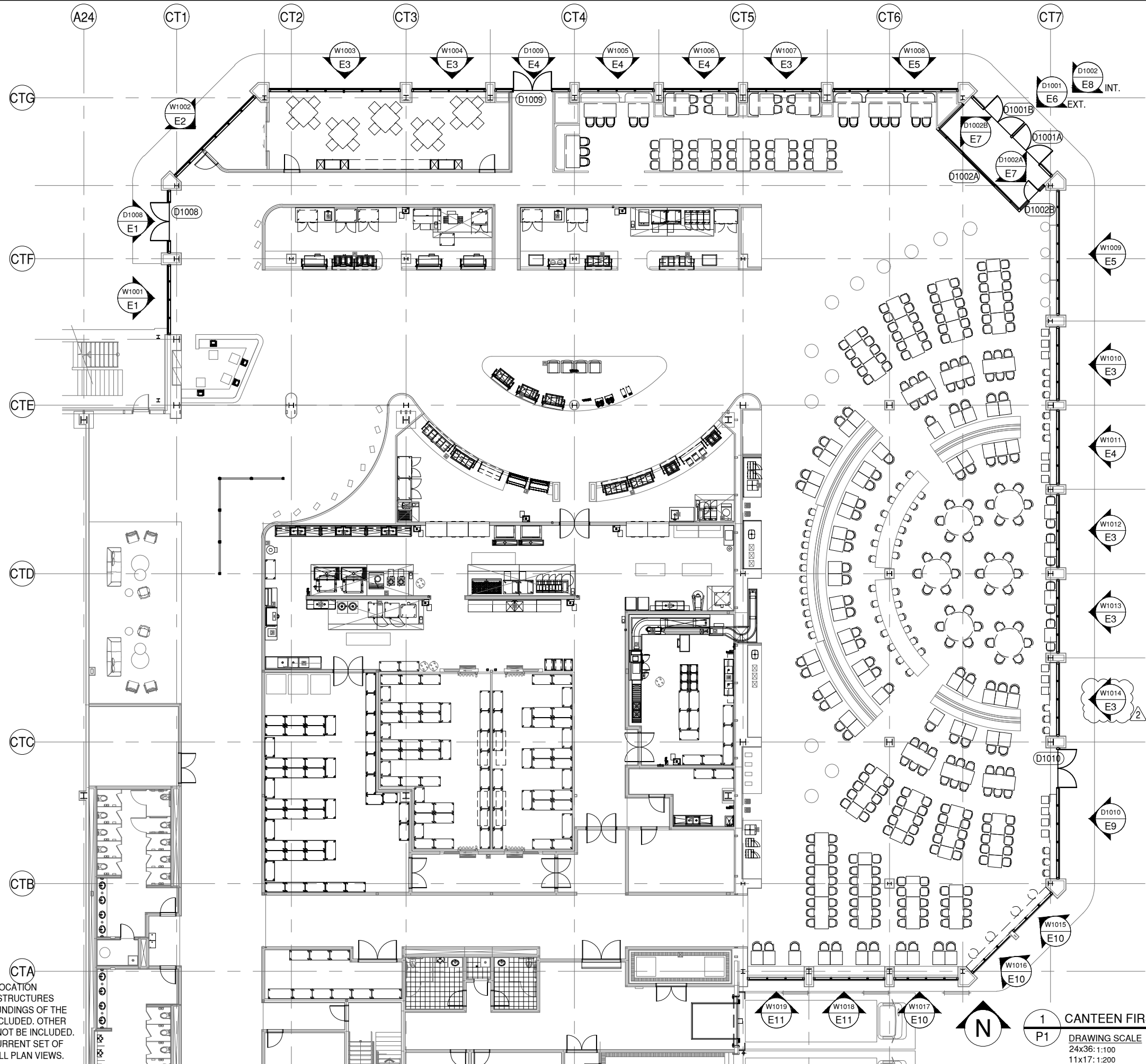
PROJECT NAME:  
 HYUNDAI - HMGMA

SHEET DESCRIPTION:  
 COVER SHEET

SHEET:  
**C1**

**MP** drafting  
& design

www.MPDRAFTING.com  
 P: 248.522.7096  
 F: 248.522.7030



NOTE:  
 THESE PLANS VIEWS ARE FOR LOCATION  
 REFERENCE ONLY. WALLS AND STRUCTURES  
 WITHIN THE IMMEDIATE SURROUNDINGS OF THE  
 SCOPE OF WORK HAVE BEEN INCLUDED. OTHER  
 WALLS AND STRUCTURES MAY NOT BE INCLUDED.  
 PLEASE REFER TO THE MOST CURRENT SET OF  
 ARCHITECTURAL PLANS FOR FULL PLAN VIEWS.

1  
 P1  
 CANTEN FIRST FLOOR PLAN  
 DRAWING SCALE  
 24x36: 1:100  
 11x17: 1:200

ARCH. REF.  
 1/410-A-601

BUILD EGA

4274 SHACKLEFORD RD, SUITE A  
 NORCROSS, GA 30093  
 PH: 678-355-9010

MP drafting  
 & design

www.MPDRAFTING.com  
 P: 248.522.7096  
 F: 248.522.7030

ARCHITECT:

ATLAS COLLABORATIVE  
 5185 PEACHTREE PARKWAY, BLDG 1200  
 SUITE 280  
 PEACHTREE CORNERS, GEORGIA 30092

ARCHITECT NOTE:  
 ALL NOTES REQUESTING VERIFICATION,  
 CONFIRMATION, OR INFORMATION THAT ARE  
 NOT ANSWERED ARE ASSUMED TO BE  
 CORRECT AS SHOWN ON THESE DRAWINGS.

STAMPS/  
 SUBMITTALS:

REVISION	DATE
0	11.29.23
1	12.21.23
2	02.01.24
3	02.28.24
4	04.08.24

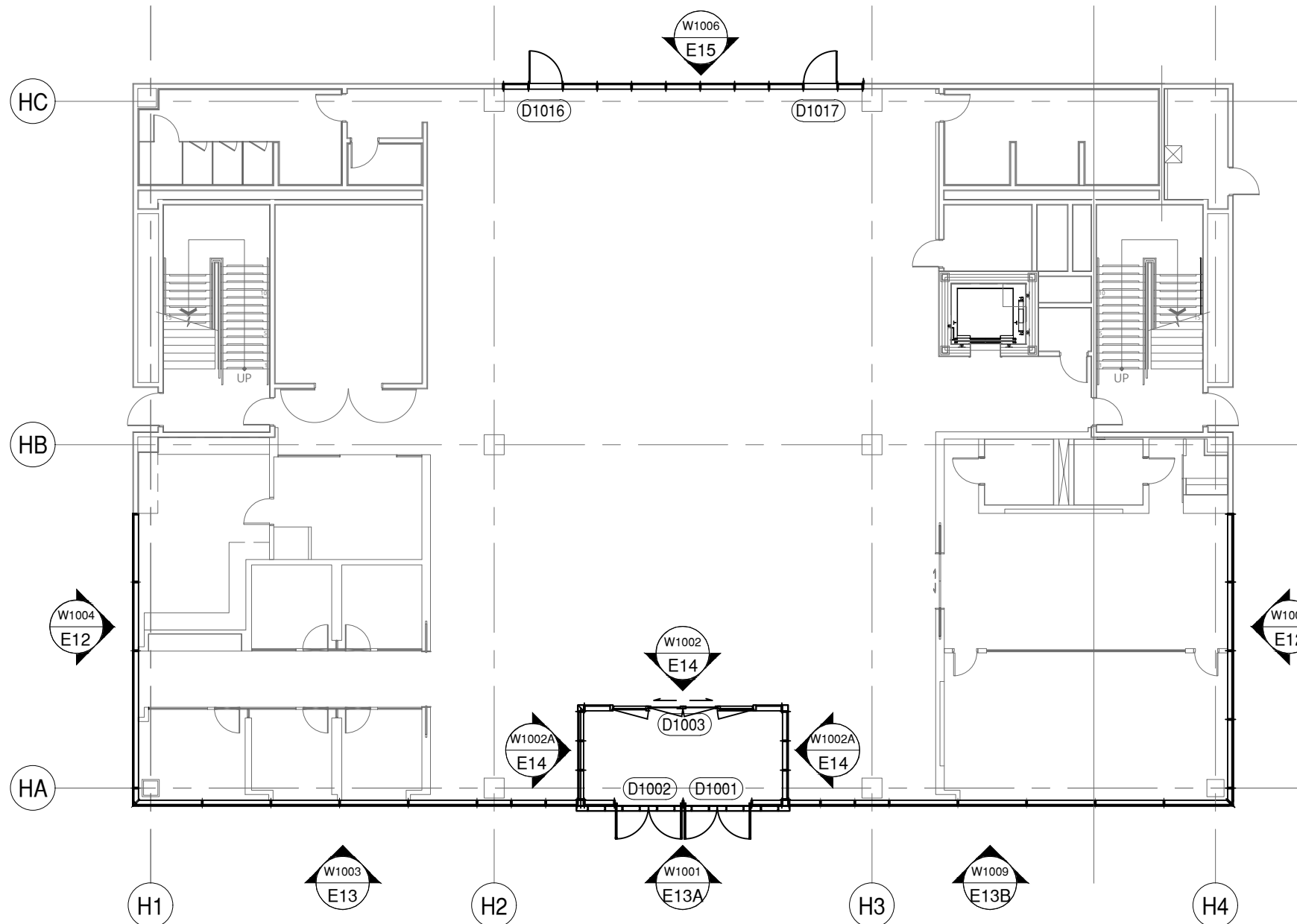
PROJECT NUMBER:  
 23-275

PROJECT NAME:  
 HYUNDAI - HMGMA

SHEET DESCRIPTION:  
 PLAN VIEW

SHEET:  
**P1**

NOTE:  
 THESE PLANS VIEWS ARE FOR LOCATION  
 REFERENCE ONLY. WALLS AND STRUCTURES  
 WITHIN THE IMMEDIATE SURROUNDINGS OF THE  
 SCOPE OF WORK HAVE BEEN INCLUDED. OTHER  
 WALLS AND STRUCTURES MAY NOT BE INCLUDED.  
 PLEASE REFER TO THE MOST CURRENT SET OF  
 ARCHITECTURAL PLANS FOR FULL PLAN VIEWS.



**2** HEAD OFFICE FIRST FLOOR PLAN  
**P2** DRAWING SCALE  
 24x36: N.T.S.  
 11x17: N.T.S.

ARCH. REF.  
 1/500-A-601

BUILD EGA

4274 SHACKLEFORD RD, SUITE A  
 NORCROSS, GA 30093  
 PH: 678-355-9010

**MP** drafting  
 & design

www.MPDRAFTING.com  
 P: 248.522.7096  
 F: 248.522.7030

ARCHITECT:

ATLAS COLLABORATIVE  
 5185 PEACHTREE PARKWAY, BLDG 1200  
 SUITE 280  
 PEACHTREE CORNERS, GEORGIA 30092

ARCHITECT NOTE:  
 ALL NOTES REQUESTING VERIFICATION,  
 CONFIRMATION, OR INFORMATION THAT ARE  
 NOT ANSWERED ARE ASSUMED TO BE  
 CORRECT AS SHOWN ON THESE DRAWINGS.

STAMPS/  
 SUBMITTALS:

REVISION	DATE
0	11.29.23
1	12.21.23
2	02.01.24
3	02.28.24
4	04.08.24

PROJECT NUMBER:  
 23-275

PROJECT NAME:  
 HYUNDAI - HMGMA

SHEET DESCRIPTION:  
 PLAN VIEW

SHEET:  
**P2**

**ARCHITECT:**

ATLAS COLLABORATIVE  
5185 PEACHTREE PARKWAY, BLDG 1200  
SUITE 280  
PEACHTREE CORNERS, GEORGIA 30092

ARCHITECT NOTE:  
ALL NOTES REQUESTING VERIFICATION,  
CONFIRMATION, OR INFORMATION THAT ARE  
NOT ANSWERED ARE ASSUMED TO BE  
CORRECT AS SHOWN ON THESE DRAWINGS.

**STAMPS/  
SUBMITTALS:**

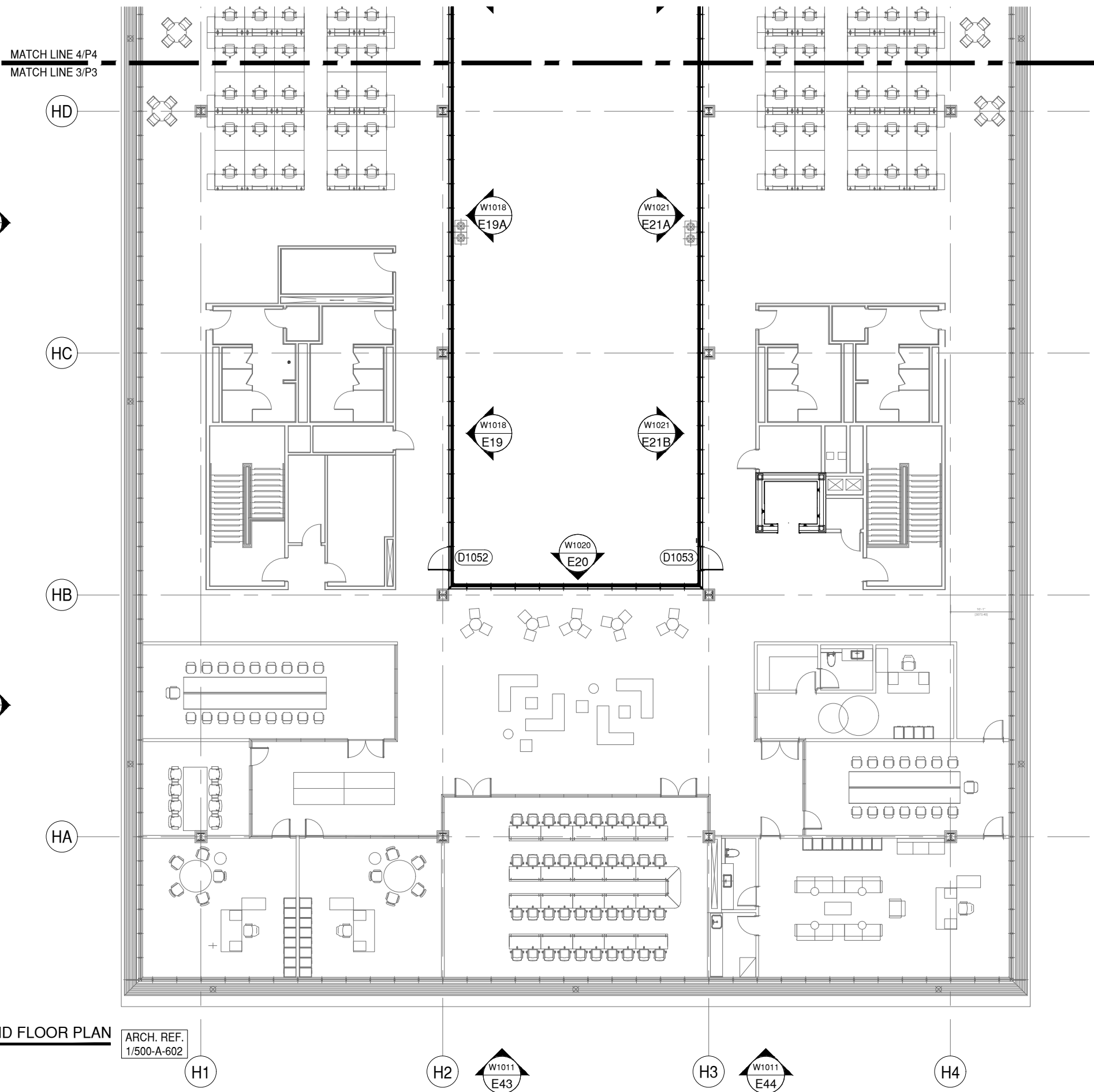
REVISION	DATE
0	11.29.23
1	12.21.23
2	02.01.24
3	02.28.24
4	04.08.24

PROJECT NUMBER:  
**23-275**

PROJECT NAME:  
**HYUNDAI - HMGMA**

SHEET DESCRIPTION:  
**PLAN VIEW**

SHEET:  
**P3**



**3** HEAD OFFICE SECOND FLOOR PLAN  
**P3** DRAWING SCALE  
24x36: N.T.S.  
11x17: N.T.S.

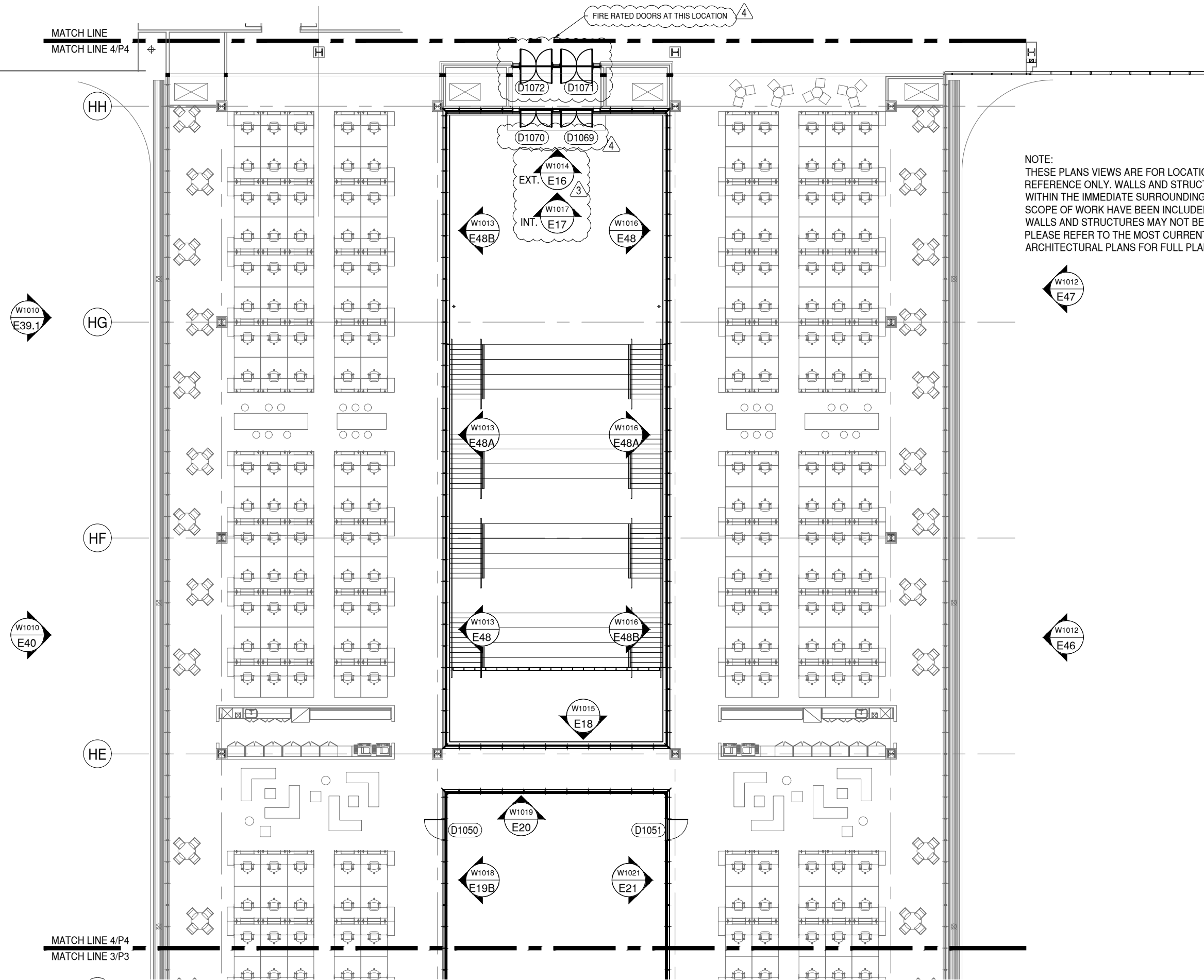
ARCH. REF.  
1/500-A-602

NOTE:  
THESE PLANS VIEWS ARE FOR LOCATION  
REFERENCE ONLY. WALLS AND STRUCTURES  
WITHIN THE IMMEDIATE SURROUNDINGS OF THE  
SCOPE OF WORK HAVE BEEN INCLUDED. OTHER  
WALLS AND STRUCTURES MAY NOT BE INCLUDED.  
PLEASE REFER TO THE MOST CURRENT SET OF  
ARCHITECTURAL PLANS FOR FULL PLAN VIEWS.

4 HEAD OFFICE SECOND FLOOR PLAN CONTINUED

P4 DRAWING SCALE  
24x36: N.T.S.  
11x17: N.T.S.

MATCH LINE  
MATCH LINE 4/P4



NOTE:  
THESE PLANS VIEWS ARE FOR LOCATION  
REFERENCE ONLY. WALLS AND STRUCTURES  
WITHIN THE IMMEDIATE SURROUNDINGS OF THE  
SCOPE OF WORK HAVE BEEN INCLUDED. OTHER  
WALLS AND STRUCTURES MAY NOT BE INCLUDED.  
PLEASE REFER TO THE MOST CURRENT SET OF  
ARCHITECTURAL PLANS FOR FULL PLAN VIEWS.

BUILD EGA

4274 SHACKLEFORD RD, SUITE A  
NORCROSS, GA 30093  
PH: 678-355-9010

MP drafting  
& design

www.MPDRAFTING.com  
P: 248.522.7096  
F: 248.522.7030

ARCHITECT:  
ATLAS COLLABORATIVE  
5185 PEACHTREE PARKWAY, BLDG 1200  
SUITE 280  
PEACHTREE CORNERS, GEORGIA 30092

ARCHITECT NOTE:  
ALL NOTES REQUESTING VERIFICATION,  
CONFIRMATION, OR INFORMATION THAT ARE  
NOT ANSWERED ARE ASSUMED TO BE  
CORRECT AS SHOWN ON THESE DRAWINGS.

STAMPS/  
SUBMITTALS:

REVISION	DATE
0	11.29.23
1	12.21.23
2	02.01.24
3	02.28.24
4	04.08.24

PROJECT NUMBER:  
23-275

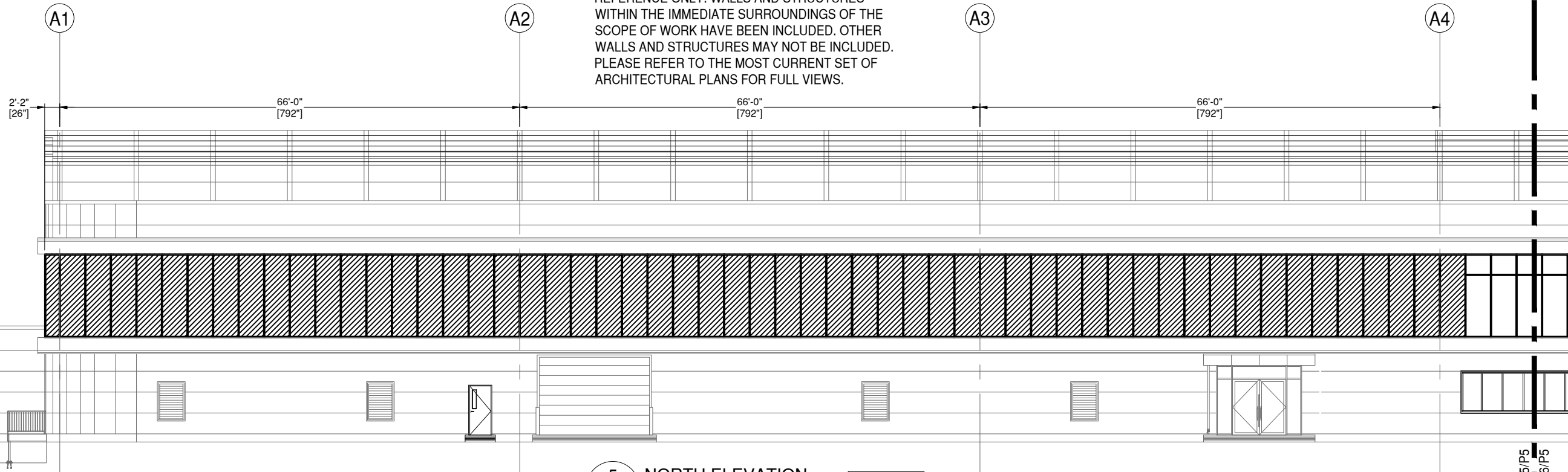
PROJECT NAME:  
HYUNDAI - HMGMA

SHEET DESCRIPTION:  
PLAN VIEW

SHEET:  
P4

MATCH LINE 4/P4  
MATCH LINE 3/P3

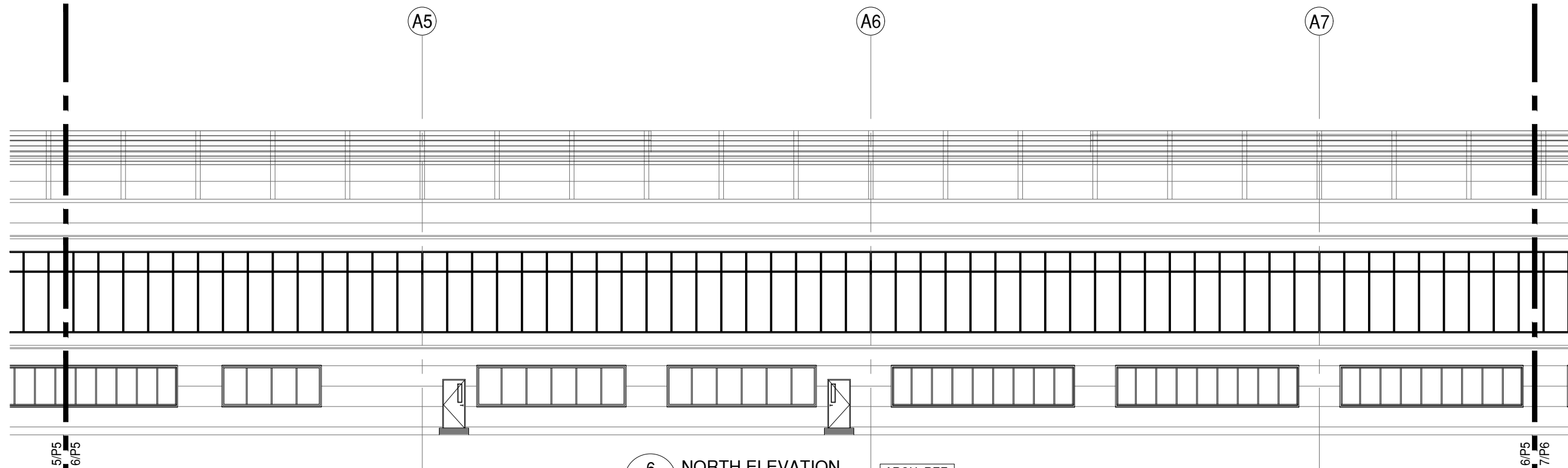
NOTE:  
 THESE SECTION VIEWS ARE FOR LOCATION  
 REFERENCE ONLY. WALLS AND STRUCTURES  
 WITHIN THE IMMEDIATE SURROUNDINGS OF THE  
 SCOPE OF WORK HAVE BEEN INCLUDED. OTHER  
 WALLS AND STRUCTURES MAY NOT BE INCLUDED.  
 PLEASE REFER TO THE MOST CURRENT SET OF  
 ARCHITECTURAL PLANS FOR FULL VIEWS.



**5** NORTH ELEVATION  
**P5** DRAWING SCALE  
 24x36: 1:100  
 11x17: 1:200

ARCH. REF.  
 1/400-A-201

MATCH LINE 5/P5  
 MATCH LINE 6/P5



**6** NORTH ELEVATION  
**P5** DRAWING SCALE  
 24x36: 1:100  
 11x17: 1:200

ARCH. REF.  
 1/400-A-201

MATCH LINE 5/P5  
 MATCH LINE 6/P5

MATCH LINE 6/P5  
 MATCH LINE 7/P6

**BUILD EGA**

4274 SHACKLEFORD RD, SUITE A  
 NORCROSS, GA 30093  
 PH: 678-355-9010

**MP** drafting  
 & design

www.MPDRAFTING.com  
 P: 248.522.7096  
 F: 248.522.7030

**ARCHITECT:**

ATLAS COLLABORATIVE  
 5185 PEACHTREE PARKWAY, BLDG 1200  
 SUITE 280  
 PEACHTREE CORNERS, GEORGIA 30092

ARCHITECT NOTE:  
 ALL NOTES REQUESTING VERIFICATION,  
 CONFIRMATION, OR INFORMATION THAT ARE  
 NOT ANSWERED ARE ASSUMED TO BE  
 CORRECT AS SHOWN ON THESE DRAWINGS.

**STAMPS/  
 SUBMITTALS:**

REVISION	DATE
0	11.29.23
1	12.21.23
2	02.01.24
3	02.28.24
4	04.08.24

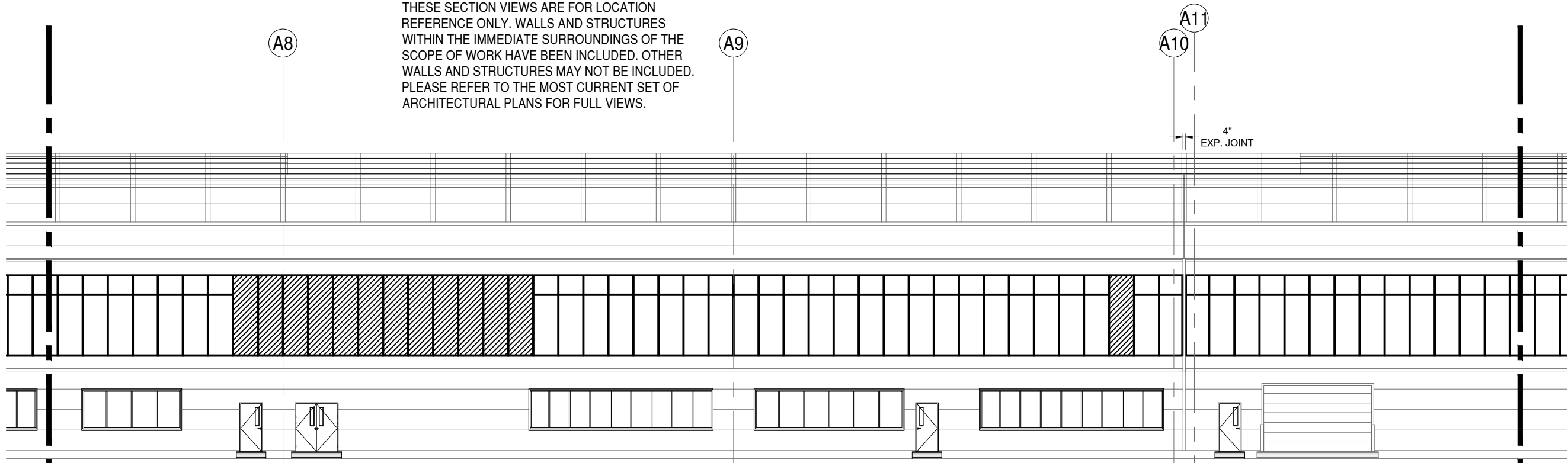
PROJECT NUMBER:  
**23-275**

PROJECT NAME:  
**HYUNDAI - HMGMA**

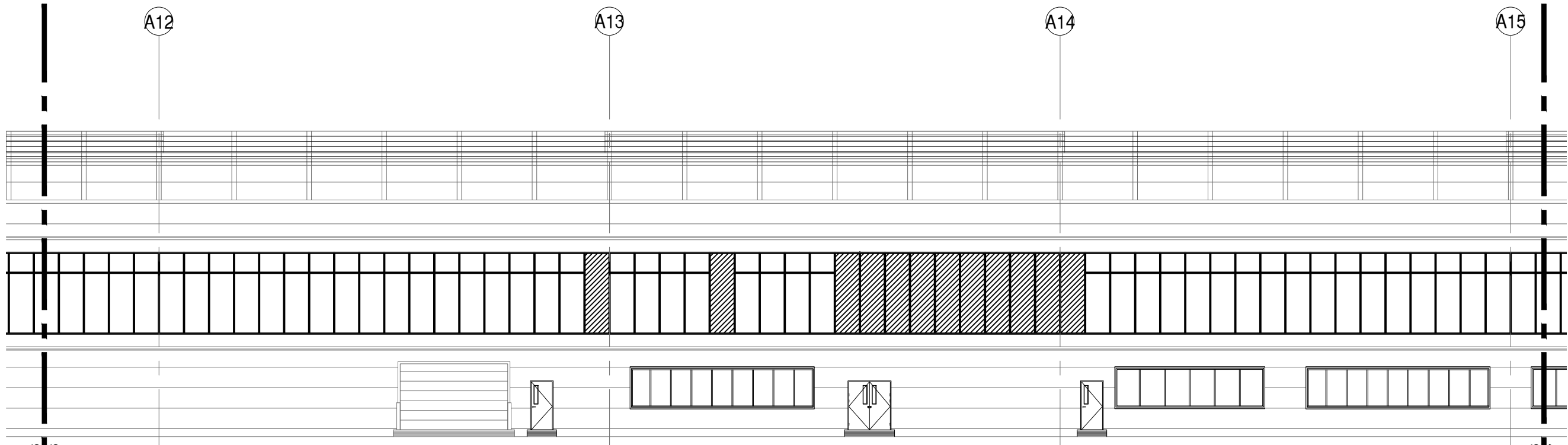
SHEET DESCRIPTION:  
**PLAN VIEW**

SHEET:  
**P5**

NOTE:  
 THESE SECTION VIEWS ARE FOR LOCATION  
 REFERENCE ONLY. WALLS AND STRUCTURES  
 WITHIN THE IMMEDIATE SURROUNDINGS OF THE  
 SCOPE OF WORK HAVE BEEN INCLUDED. OTHER  
 WALLS AND STRUCTURES MAY NOT BE INCLUDED.  
 PLEASE REFER TO THE MOST CURRENT SET OF  
 ARCHITECTURAL PLANS FOR FULL VIEWS.



**7 NORTH ELEVATION**  
 P6 DRAWING SCALE  
 24x36: 1:100  
 11x17: 1:200  
 ARCH. REF.  
 1/400-A-201



**8 NORTH ELEVATION**  
 P6 DRAWING SCALE  
 24x36: 1:100  
 11x17: 1:200  
 ARCH. REF.  
 1/400-A-201

**BUILD EGA**

4274 SHACKLEFORD RD, SUITE A  
 NORCROSS, GA 30093  
 PH: 678-355-9010

**MP** drafting  
 & design

www.MPDRAFTING.com  
 P: 248.522.7096  
 F: 248.522.7030

**ARCHITECT:**  
 ATLAS COLLABORATIVE  
 5185 PEACHTREE PARKWAY, BLDG 1200  
 SUITE 280  
 PEACHTREE CORNERS, GEORGIA 30092

ARCHITECT NOTE:  
 ALL NOTES REQUESTING VERIFICATION,  
 CONFIRMATION, OR INFORMATION THAT ARE  
 NOT ANSWERED ARE ASSUMED TO BE  
 CORRECT AS SHOWN ON THESE DRAWINGS.

**STAMPS/  
 SUBMITTALS:**

REVISION	DATE
0	11.29.23
1	12.21.23
2	02.01.24
3	02.28.24
4	04.08.24

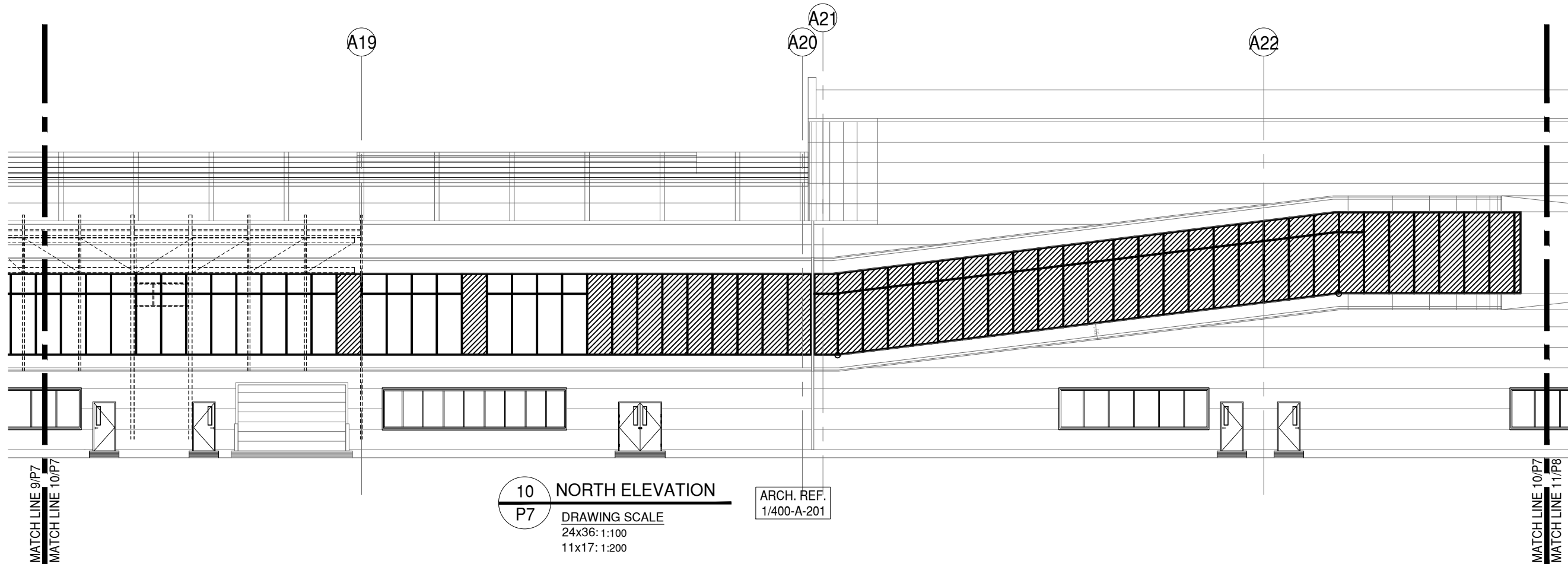
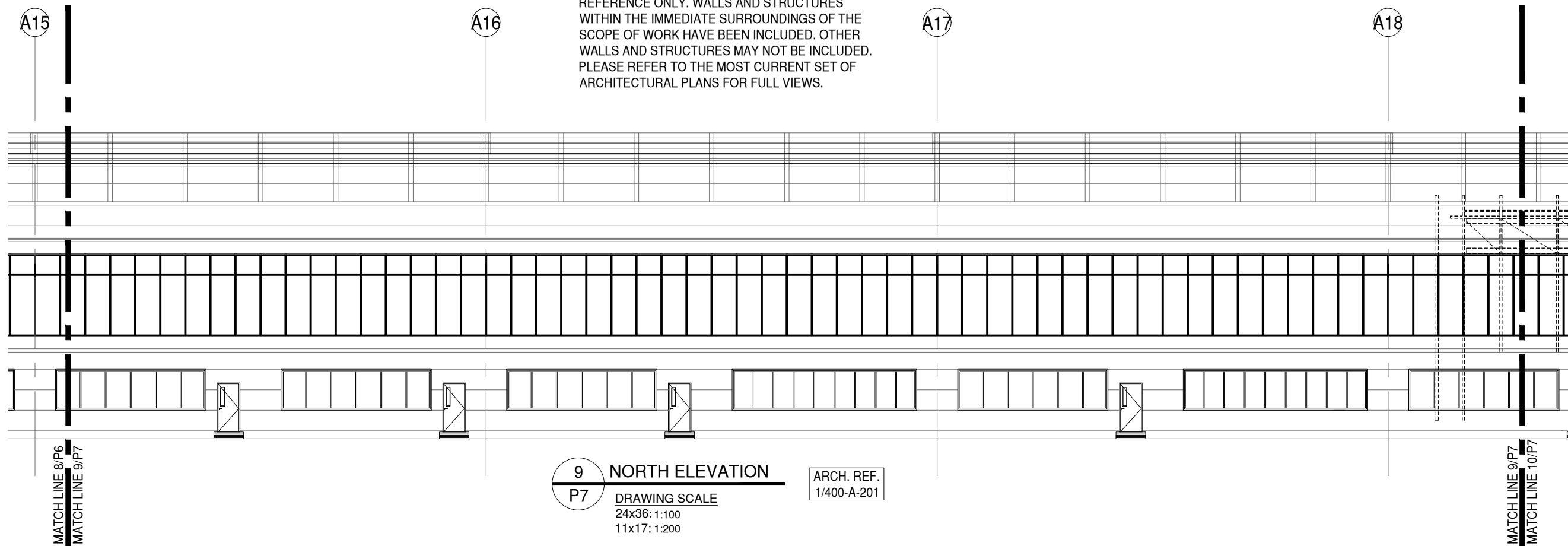
PROJECT NUMBER:  
**23-275**

PROJECT NAME:  
**HYUNDAI - HMGMA**

SHEET DESCRIPTION:  
**PLAN VIEW**

SHEET:  
**P6**

NOTE:  
 THESE SECTION VIEWS ARE FOR LOCATION  
 REFERENCE ONLY. WALLS AND STRUCTURES  
 WITHIN THE IMMEDIATE SURROUNDINGS OF THE  
 SCOPE OF WORK HAVE BEEN INCLUDED. OTHER  
 WALLS AND STRUCTURES MAY NOT BE INCLUDED.  
 PLEASE REFER TO THE MOST CURRENT SET OF  
 ARCHITECTURAL PLANS FOR FULL VIEWS.



BUILD EGA

4274 SHACKLEFORD RD, SUITE A  
 NORCROSS, GA 30093  
 PH: 678-355-9010

**MP** drafting  
 & design

www.MPDRAFTING.com  
 P: 248.522.7096  
 F: 248.522.7030

ARCHITECT:

ATLAS COLLABORATIVE  
 5185 PEACHTREE PARKWAY, BLDG 1200  
 SUITE 280  
 PEACHTREE CORNERS, GEORGIA 30092

ARCHITECT NOTE:  
 ALL NOTES REQUESTING VERIFICATION,  
 CONFIRMATION, OR INFORMATION THAT ARE  
 NOT ANSWERED ARE ASSUMED TO BE  
 CORRECT AS SHOWN ON THESE DRAWINGS.

STAMPS/  
 SUBMITTALS:

REVISION	DATE
0	11.29.23
1	12.21.23
2	02.01.24
3	02.28.24
4	04.08.24

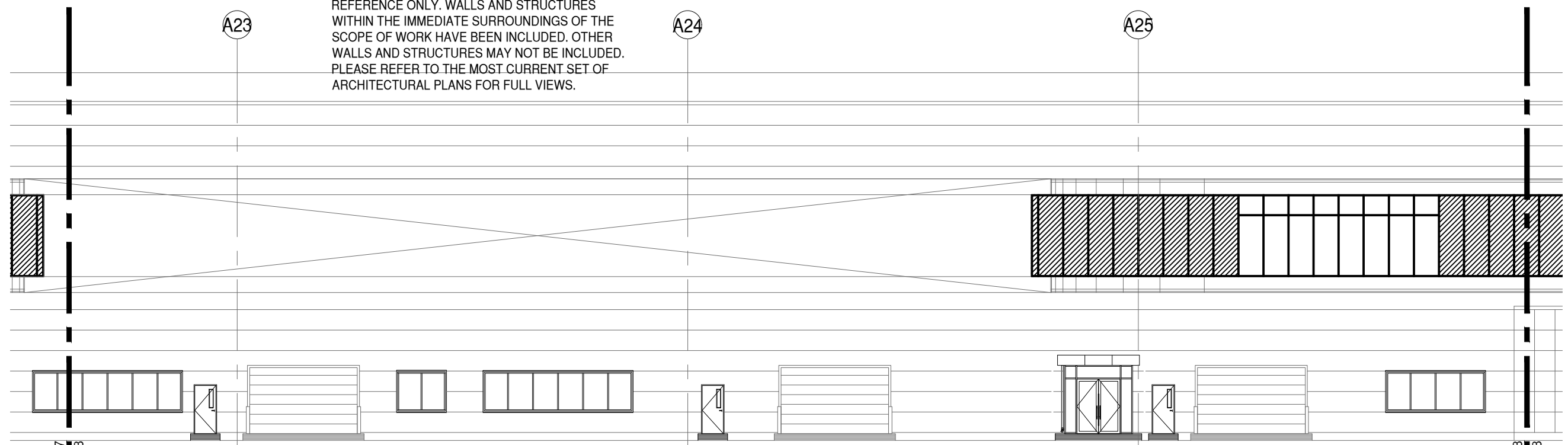
PROJECT NUMBER:  
 23-275

PROJECT NAME:  
 HYUNDAI - HMGMA

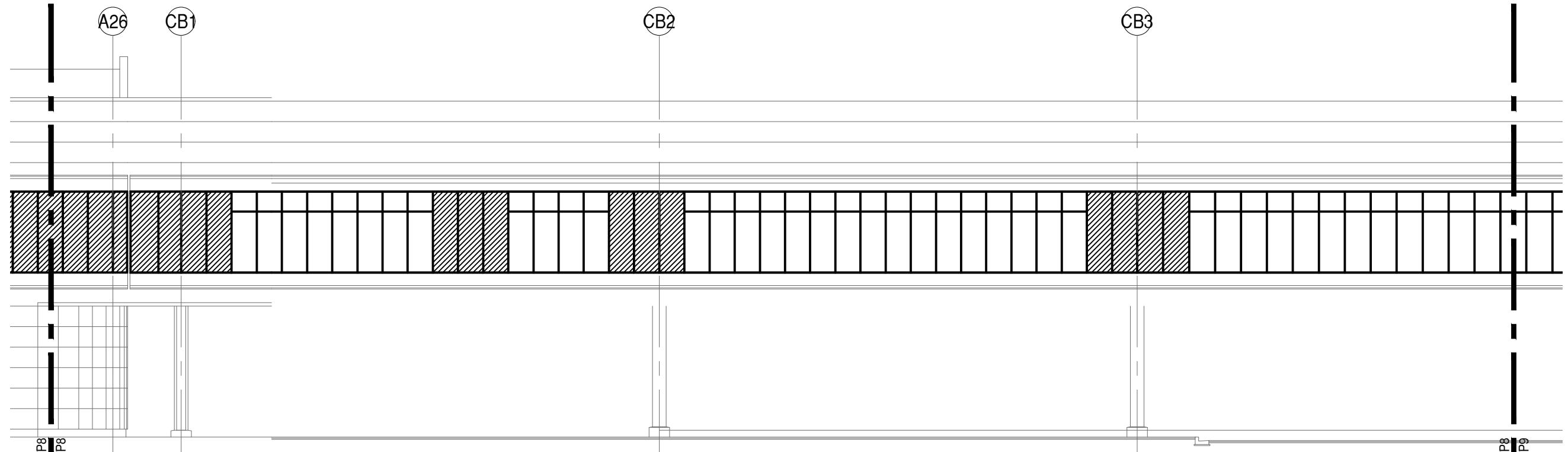
SHEET DESCRIPTION:  
 PLAN VIEW

SHEET:  
**P7**

NOTE:  
 THESE SECTION VIEWS ARE FOR LOCATION  
 REFERENCE ONLY. WALLS AND STRUCTURES  
 WITHIN THE IMMEDIATE SURROUNDINGS OF THE  
 SCOPE OF WORK HAVE BEEN INCLUDED. OTHER  
 WALLS AND STRUCTURES MAY NOT BE INCLUDED.  
 PLEASE REFER TO THE MOST CURRENT SET OF  
 ARCHITECTURAL PLANS FOR FULL VIEWS.



**11 NORTH ELEVATION**  
 P8 DRAWING SCALE  
 24x36: 1:100  
 11x17: 1:200  
 ARCH. REF.  
 4/320-A-101



**12 NORTH ELEVATION**  
 P8 DRAWING SCALE  
 24x36: 1:100  
 11x17: 1:200  
 ARCH. REF.  
 4/320-A-101

**BUILD EGA**

4274 SHACKLEFORD RD, SUITE A  
 NORCROSS, GA 30093  
 PH: 678-355-9010

**MP drafting & design**

www.MPDRAFTING.com  
 P: 248.522.7096  
 F: 248.522.7030

**ARCHITECT:**

ATLAS COLLABORATIVE  
 5185 PEACHTREE PARKWAY, BLDG 1200  
 SUITE 280  
 PEACHTREE CORNERS, GEORGIA 30092

ARCHITECT NOTE:  
 ALL NOTES REQUESTING VERIFICATION,  
 CONFIRMATION, OR INFORMATION THAT ARE  
 NOT ANSWERED ARE ASSUMED TO BE  
 CORRECT AS SHOWN ON THESE DRAWINGS.

**STAMPS/  
 SUBMITTALS:**

REVISION	DATE
0	11.29.23
1	12.21.23
2	02.01.24
3	02.28.24
4	04.08.24

PROJECT NUMBER:  
**23-275**

PROJECT NAME:  
**HYUNDAI - HMGMA**

SHEET DESCRIPTION:  
**PLAN VIEW**

SHEET:  
**P8**

BUILD EGA

4274 SHACKLEFORD RD, SUITE A  
NORCROSS, GA 30093  
PH: 678-355-9010

**MP** drafting  
& design

www.MPDRAFTING.com

P: 248.522.7096

F: 248.522.7030

**ARCHITECT:**

ATLAS COLLABORATIVE

5185 PEACHTREE PARKWAY, BLDG 1200  
SUITE 280  
PEACHTREE CORNERS, GEORGIA 30092

ARCHITECT NOTE:  
ALL NOTES REQUESTING VERIFICATION,  
CONFIRMATION, OR INFORMATION THAT ARE  
NOT ANSWERED ARE ASSUMED TO BE  
CORRECT AS SHOWN ON THESE DRAWINGS.

**STAMPS/  
SUBMITTALS:**

REVISION	DATE
0	11.29.23
1	12.21.23
2	02.01.24
3	02.28.24
4	04.08.24

PROJECT NUMBER:

23-275

PROJECT NAME:

HYUNDAI - HMGMA

SHEET DESCRIPTION:

PLAN VIEW

SHEET:

P9

NOTE:  
THESE SECTION VIEWS ARE FOR LOCATION  
REFERENCE ONLY. WALLS AND STRUCTURES  
WITHIN THE IMMEDIATE SURROUNDINGS OF THE  
SCOPE OF WORK HAVE BEEN INCLUDED. OTHER  
WALLS AND STRUCTURES MAY NOT BE INCLUDED.  
PLEASE REFER TO THE MOST CURRENT SET OF  
ARCHITECTURAL PLANS FOR FULL VIEWS.

CB4

CB5

CB6

13 NORTH ELEVATION

P9

DRAWING SCALE

24x36: 1:100

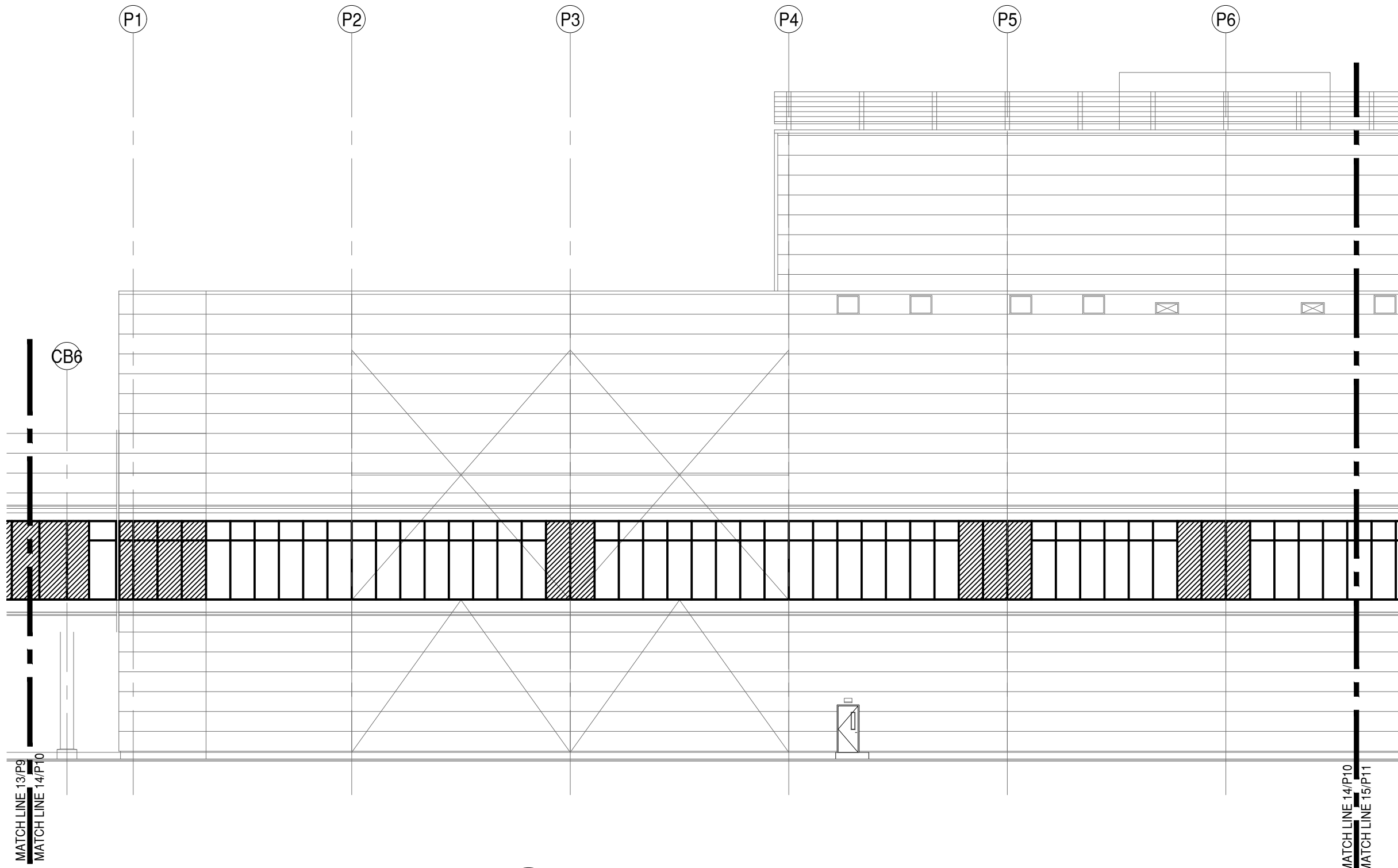
11x17: 1:200

ARCH. REF.  
4/320-A-101

MATCH LINE 12/P8  
MATCH LINE 13/P9

MATCH LINE 13/P9  
MATCH LINE 14/P10

NOTE:  
 THESE SECTION VIEWS ARE FOR LOCATION  
 REFERENCE ONLY. WALLS AND STRUCTURES  
 WITHIN THE IMMEDIATE SURROUNDINGS OF THE  
 SCOPE OF WORK HAVE BEEN INCLUDED. OTHER  
 WALLS AND STRUCTURES MAY NOT BE INCLUDED.  
 PLEASE REFER TO THE MOST CURRENT SET OF  
 ARCHITECTURAL PLANS FOR FULL VIEWS.



**14** NORTH ELEVATION  
**P10** DRAWING SCALE  
 24x36: 1:100  
 11x17: 1:200

ARCH. REF.  
 1/300-A-201

BUILD EGA

4274 SHACKLEFORD RD, SUITE A  
 NORCROSS, GA 30093  
 PH: 678-355-9010

**MP** drafting  
 & design

www.MPDRAFTING.com  
 P: 248.522.7096  
 F: 248.522.7030

ARCHITECT:

ATLAS COLLABORATIVE  
 5185 PEACHTREE PARKWAY, BLDG 1200  
 SUITE 280  
 PEACHTREE CORNERS, GEORGIA 30092

ARCHITECT NOTE:  
 ALL NOTES REQUESTING VERIFICATION,  
 CONFIRMATION, OR INFORMATION THAT ARE  
 NOT ANSWERED ARE ASSUMED TO BE  
 CORRECT AS SHOWN ON THESE DRAWINGS.

STAMPS/  
 SUBMITTALS:

REVISION	DATE
0	11.29.23
1	12.21.23
2	02.01.24
3	02.28.24
4	04.08.24

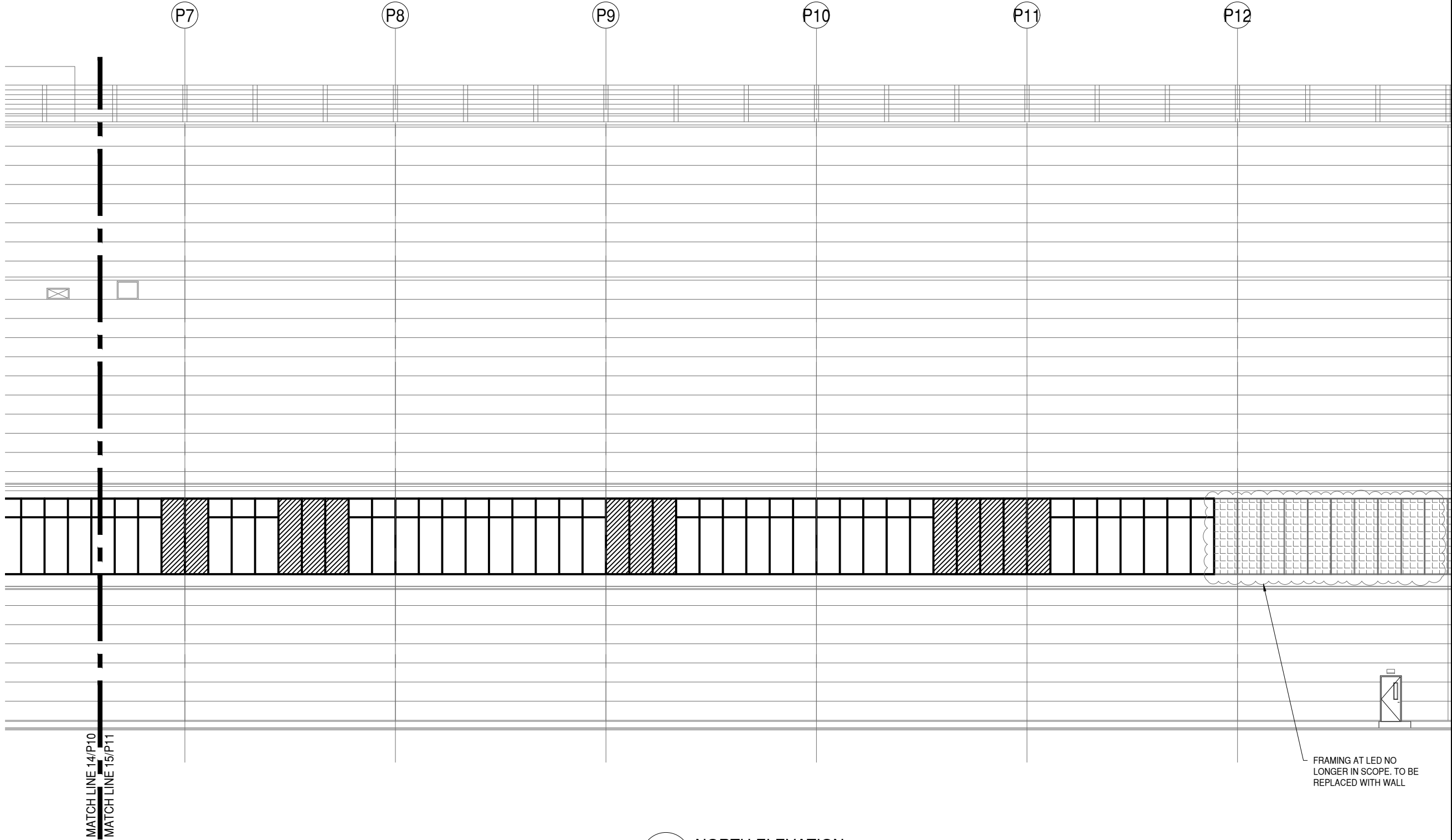
PROJECT NUMBER:  
 23-275

PROJECT NAME:  
 HYUNDAI - HMGMA

SHEET DESCRIPTION:  
 PLAN VIEW

SHEET:  
**P10**

NOTE:  
 THESE SECTION VIEWS ARE FOR LOCATION  
 REFERENCE ONLY. WALLS AND STRUCTURES  
 WITHIN THE IMMEDIATE SURROUNDINGS OF THE  
 SCOPE OF WORK HAVE BEEN INCLUDED. OTHER  
 WALLS AND STRUCTURES MAY NOT BE INCLUDED.  
 PLEASE REFER TO THE MOST CURRENT SET OF  
 ARCHITECTURAL PLANS FOR FULL VIEWS.



BUILD EGA

4274 SHACKLEFORD RD, SUITE A  
 NORCROSS, GA 30093  
 PH: 678-355-9010

**MP** drafting  
 & design

www.MPDRAFTING.com  
 P: 248.522.7096  
 F: 248.522.7030

**ARCHITECT:**

ATLAS COLLABORATIVE  
 5185 PEACHTREE PARKWAY, BLDG 1200  
 SUITE 280  
 PEACHTREE CORNERS, GEORGIA 30092

ARCHITECT NOTE:  
 ALL NOTES REQUESTING VERIFICATION,  
 CONFIRMATION, OR INFORMATION THAT ARE  
 NOT ANSWERED ARE ASSUMED TO BE  
 CORRECT AS SHOWN ON THESE DRAWINGS.

**STAMPS/  
 SUBMITTALS:**

REVISION	DATE
0	11.29.23
1	12.21.23
2	02.01.24
3	02.28.24
4	04.08.24

PROJECT NUMBER:  
 23-275

PROJECT NAME:  
 HYUNDAI - HMGMA

SHEET DESCRIPTION:  
 PLAN VIEW

SHEET:  
**P11**

**15** NORTH ELEVATION  
**P11** DRAWING SCALE  
 24x36: 1:100  
 11x17: 1:200

ARCH. REF.  
 1/300-A-201

MATCH LINE 14/P10  
 MATCH LINE 15/P11

FRAMING AT LED NO  
 LONGER IN SCOPE. TO BE  
 REPLACED WITH WALL

### ARCHITECT:

ATLAS COLLABORATIVE

5185 PEACHTREE PARKWAY, BLDG 1200  
SUITE 280  
PEACHTREE CORNERS, GEORGIA 30092

ARCHITECT NOTE:  
ALL NOTES REQUESTING VERIFICATION,  
CONFIRMATION, OR INFORMATION THAT ARE  
NOT ANSWERED ARE ASSUMED TO BE  
CORRECT AS SHOWN ON THESE DRAWINGS.

### STAMPS/ SUBMITTALS:

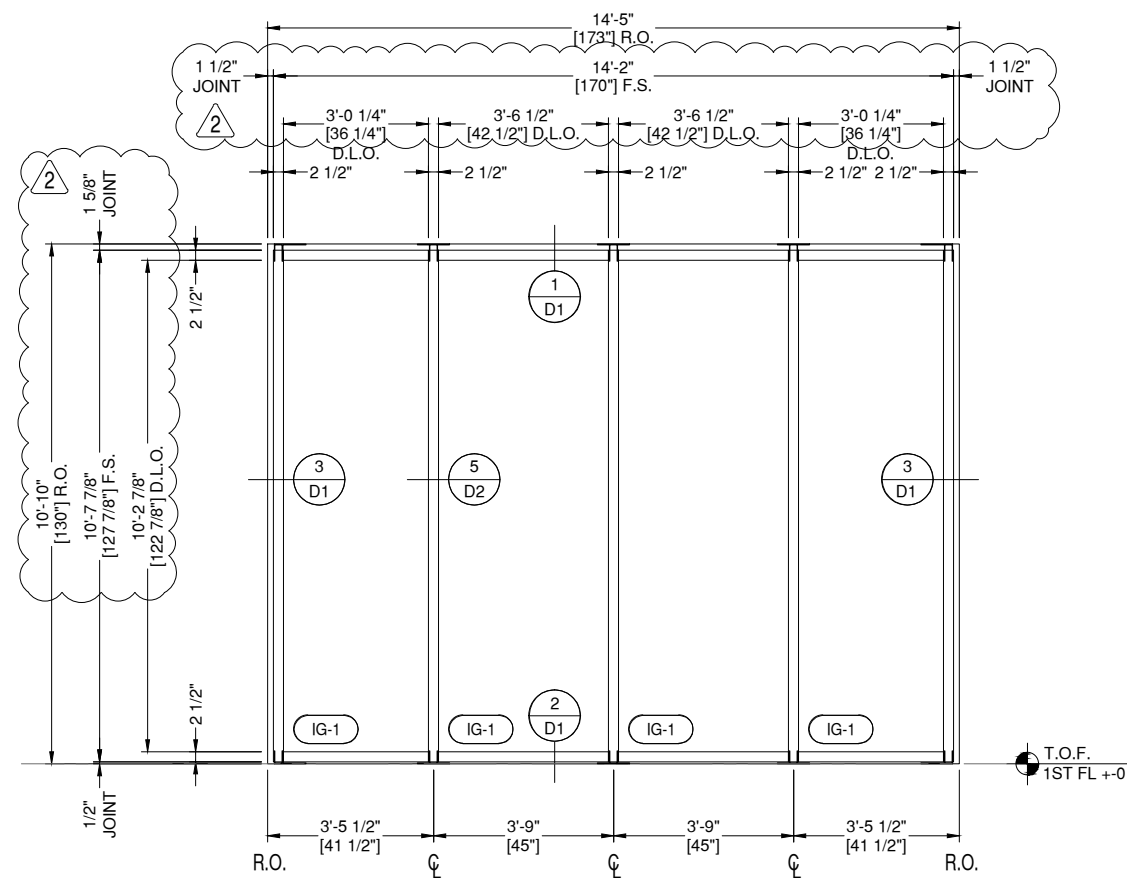
REVISION	DATE
0	11.29.23
1	12.21.23
2	02.01.24
3	02.28.24
4	04.08.24

PROJECT NUMBER:  
**23-275**

PROJECT NAME:  
**HYUNDAI - HMGMA**

SHEET DESCRIPTION:  
**ELEVATIONS**

SHEET:  
**E1**

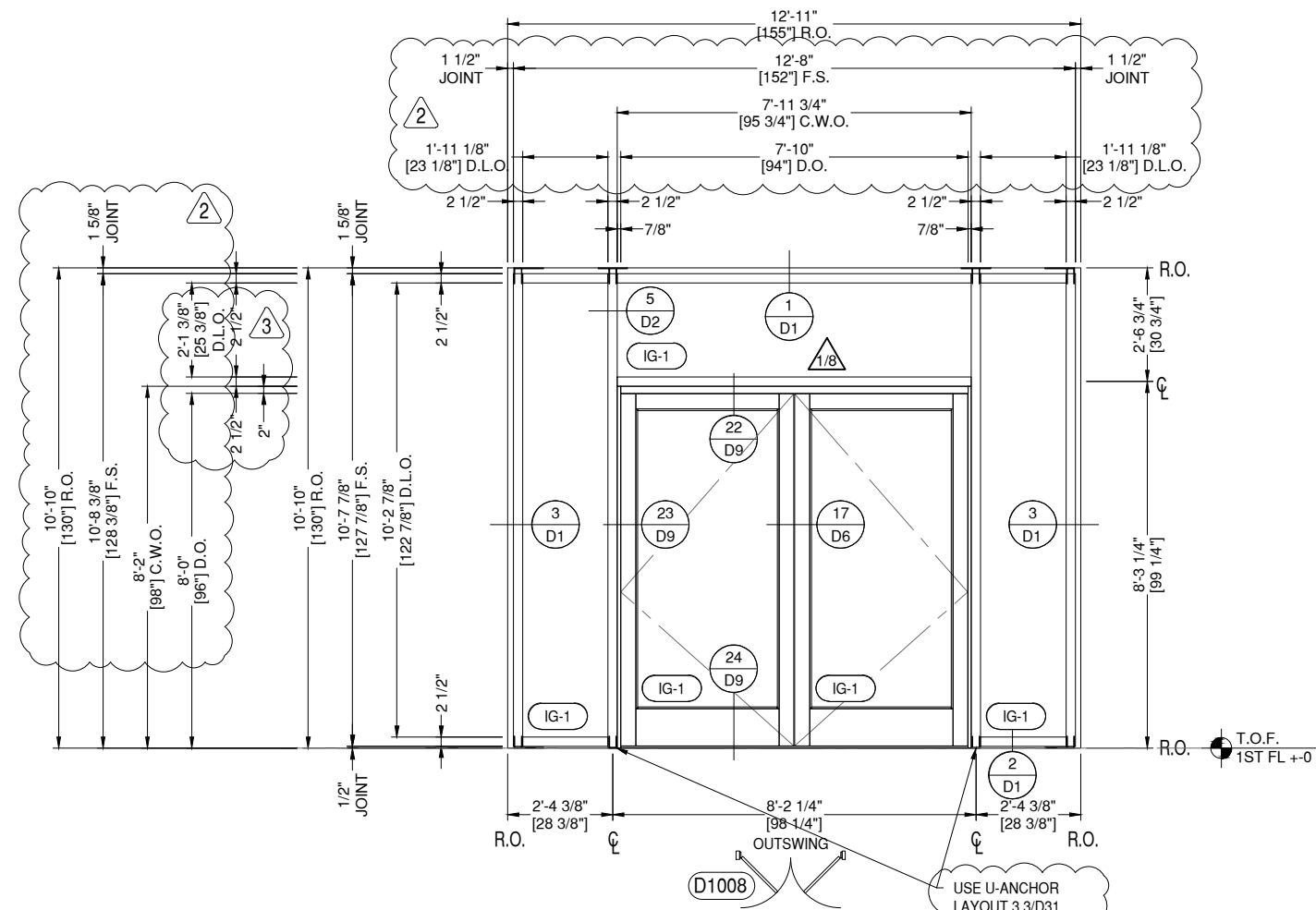


**W1001** ELEVATION W1001  
**E1** DRAWING SCALE  
24x36: 1/2" = 1'-0"  
11x17: 1/4" = 1'-0"

THUS REQ'D:	1
OPP REQ'D:	0
TOTAL REQ'D:	1

CANTEEN  
ARCH. REF.  
W1/410-A-614

YKK YCW 750 OG SERIES CW  
FINISH: 2-COAT PAINTED DURANAR SUNSTORM  
WHITE



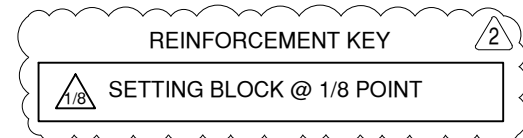
**D1008** ELEVATION D1008  
**E1** DRAWING SCALE  
24x36: 1/2" = 1'-0"  
11x17: 1/4" = 1'-0"

THUS REQ'D:	1
OPP REQ'D:	0
TOTAL REQ'D:	1

CANTEEN  
ARCH. REF.  
5/410-A-615

HW SET:  
11

YKK YCW 750 OG SERIES CW  
YKK 35D MEDIUM STILE ENTRANCE  
FINISH: 2-COAT PAINTED DURANAR SUNSTORM  
WHITE

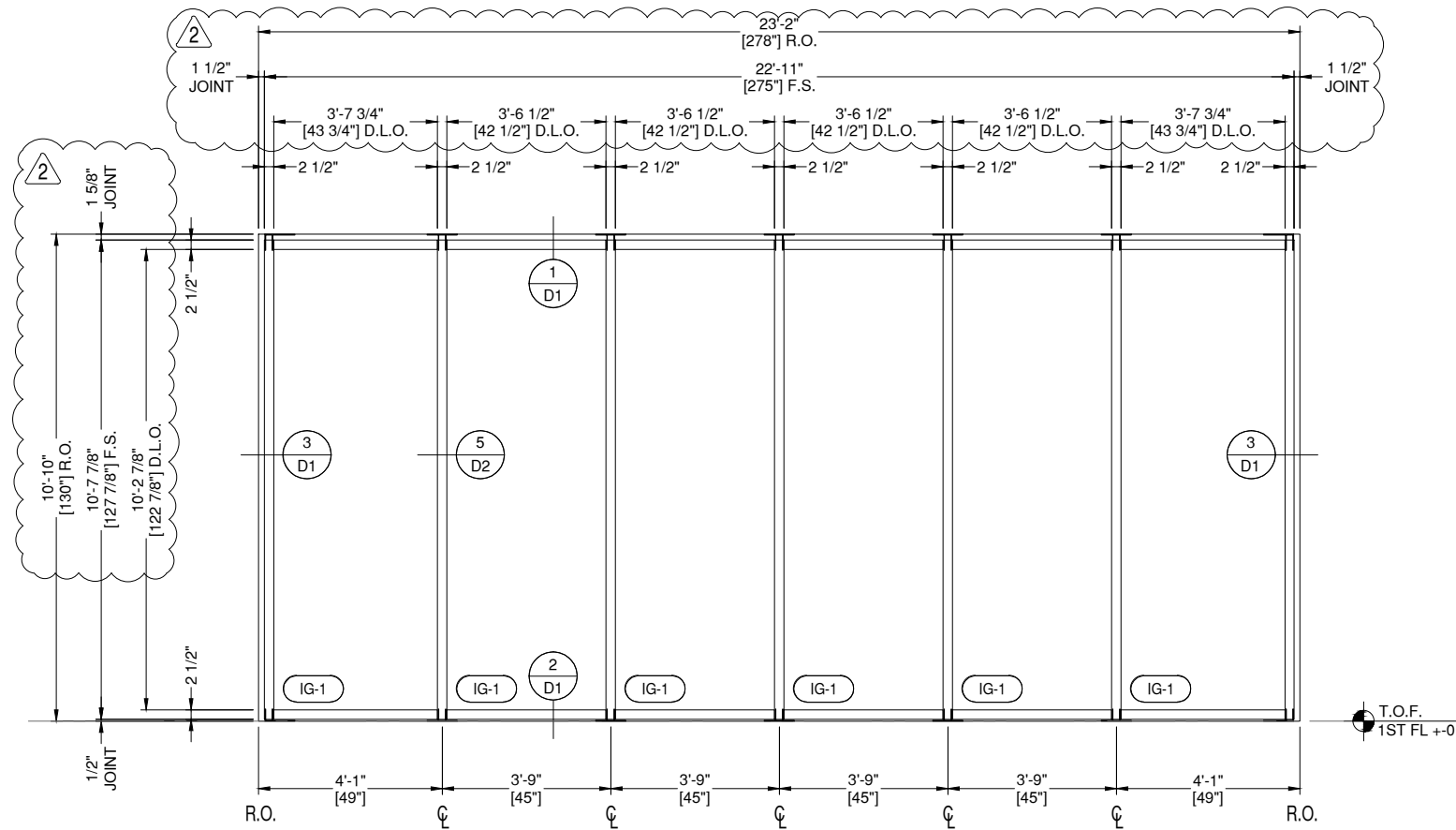


### ARCHITECT:

ATLAS COLLABORATIVE  
5185 PEACHTREE PARKWAY, BLDG 1200  
SUITE 280  
PEACHTREE CORNERS, GEORGIA 30092

ARCHITECT NOTE:  
ALL NOTES REQUESTING VERIFICATION,  
CONFIRMATION, OR INFORMATION THAT ARE  
NOT ANSWERED ARE ASSUMED TO BE  
CORRECT AS SHOWN ON THESE DRAWINGS.

### STAMPS/ SUBMITTALS:



**W1002** ELEVATION W1002  
**E2**

DRAWING SCALE  
24x36: 1/2" = 1'-0"  
11x17: 1/4" = 1'-0"

THUS REQ'D: 1  
OPP REQ'D: 0  
TOTAL REQ'D: 1

#### CANTEEN

ARCH. REF.  
W1/410-A-614

YKK YCW 750 OG SERIES CW  
FINISH: 2-COAT PAINTED DURANAR SUNSTORM  
WHITE

REVISION	DATE
0	11.29.23
1	12.21.23
2	02.01.24
3	02.28.24
4	04.08.24

PROJECT NUMBER:  
**23-275**

PROJECT NAME:  
**HYUNDAI - HMGMA**

SHEET DESCRIPTION:  
**ELEVATIONS**

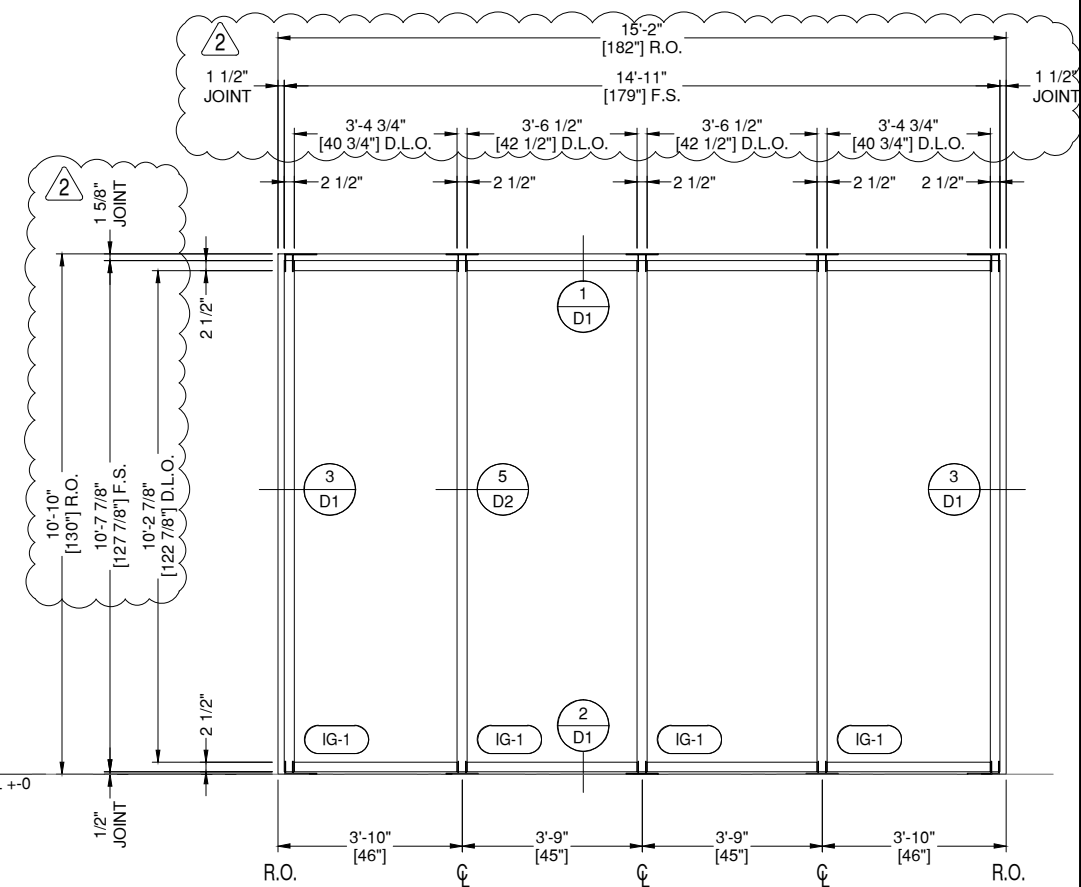
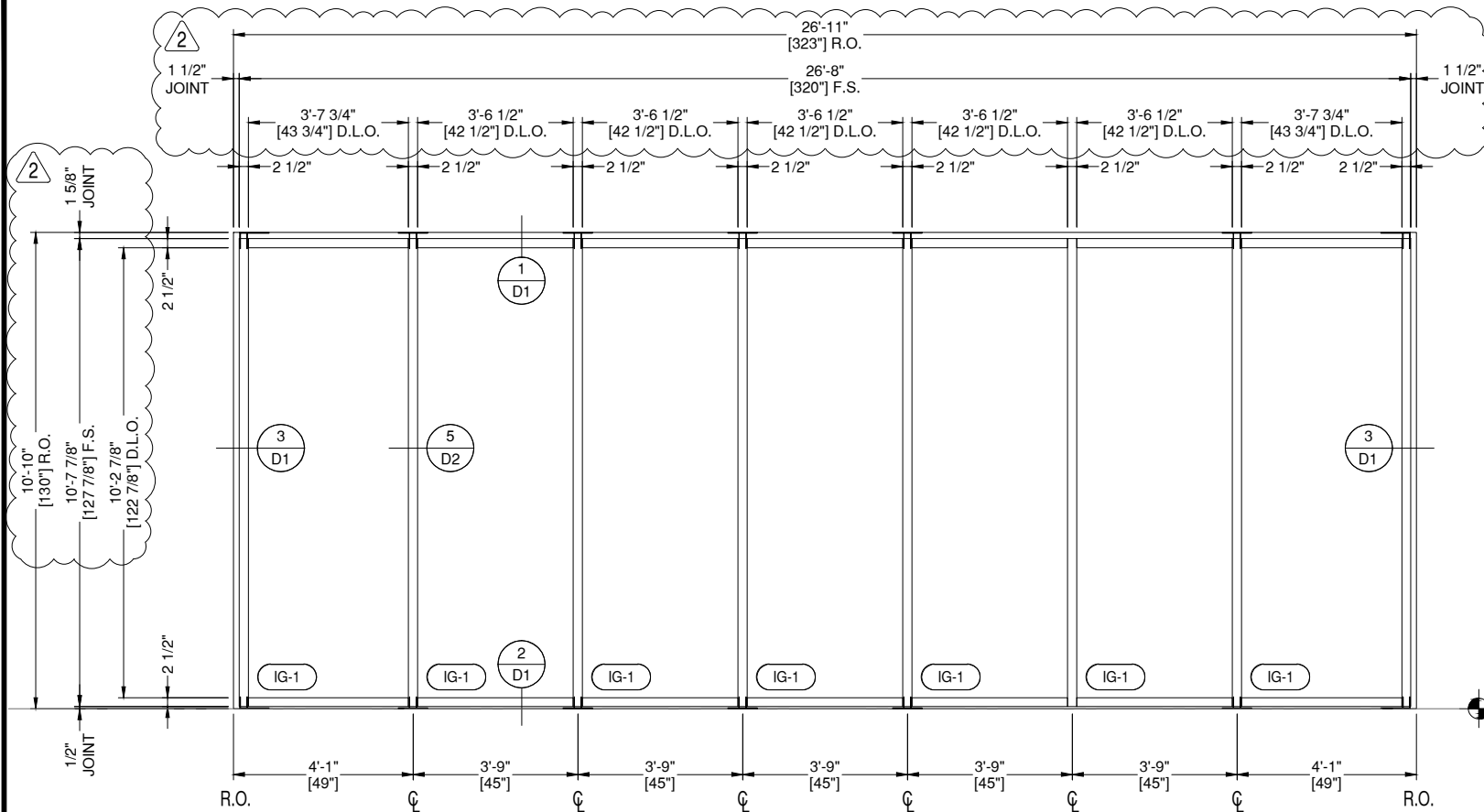
SHEET:  
**E2**

**ARCHITECT:**

ATLAS COLLABORATIVE  
5185 PEACHTREE PARKWAY, BLDG 1200  
SUITE 280  
PEACHTREE CORNERS, GEORGIA 30092

ARCHITECT NOTE:  
ALL NOTES REQUESTING VERIFICATION,  
CONFIRMATION, OR INFORMATION THAT ARE  
NOT ANSWERED ARE ASSUMED TO BE  
CORRECT AS SHOWN ON THESE DRAWINGS.

**STAMPS/  
SUBMITTALS:**



**W1003 ELEVATION W1003**  
**E3** DRAWING SCALE  
24x36: 1/2" = 1'-0"  
11x17: 1/4" = 1'-0"

THUS REQ'D: 1  
OPP REQ'D: 0  
TOTAL REQ'D: 1

CANTEEN  
ARCH. REF.  
W1/410-A-614

YKK YCW 750 OG SERIES CW  
FINISH: 2-COAT PAINTED DURANAR SUNSTORM  
WHITE

**W1004 ELEVATION W1004**  
**E3** DRAWING SCALE  
24x36: 1/2" = 1'-0"  
11x17: 1/4" = 1'-0"

THUS REQ'D: 1  
OPP REQ'D: 0  
TOTAL REQ'D: 1

CANTEEN  
ARCH. REF.  
W1/410-A-614

YKK YCW 750 OG SERIES CW  
FINISH: 2-COAT PAINTED DURANAR SUNSTORM  
WHITE

**W1007 ELEVATION W1007**  
**E3** DRAWING SCALE  
24x36: 1/2" = 1'-0"  
11x17: 1/4" = 1'-0"

THUS REQ'D: 1  
OPP REQ'D: 0  
TOTAL REQ'D: 1

CANTEEN  
ARCH. REF.  
W1/410-A-614

YKK YCW 750 OG SERIES CW  
FINISH: 2-COAT PAINTED DURANAR SUNSTORM  
WHITE

**W1010 ELEVATION W1010**  
**E3** DRAWING SCALE  
24x36: 1/2" = 1'-0"  
11x17: 1/4" = 1'-0"

THUS REQ'D: 1  
OPP REQ'D: 0  
TOTAL REQ'D: 1

CANTEEN  
ARCH. REF.  
W1/410-A-614

YKK YCW 750 OG SERIES CW  
FINISH: 2-COAT PAINTED DURANAR SUNSTORM  
WHITE

**W1012 ELEVATION W1012**  
**E3** DRAWING SCALE  
24x36: 1/2" = 1'-0"  
11x17: 1/4" = 1'-0"

THUS REQ'D: 1  
OPP REQ'D: 0  
TOTAL REQ'D: 1

CANTEEN  
ARCH. REF.  
W1/410-A-614

YKK YCW 750 OG SERIES CW  
FINISH: 2-COAT PAINTED DURANAR SUNSTORM  
WHITE

**W1014 ELEVATION W1014**  
**E3** DRAWING SCALE  
24x36: 1/2" = 1'-0"  
11x17: 1/4" = 1'-0"

THUS REQ'D: 1  
OPP REQ'D: 0  
TOTAL REQ'D: 1

CANTEEN  
ARCH. REF.  
W1/410-A-614

YKK YCW 750 OG SERIES CW  
FINISH: 2-COAT PAINTED DURANAR SUNSTORM  
WHITE

**W1013 ELEVATION W1013**  
**E3** DRAWING SCALE  
24x36: 1/2" = 1'-0"  
11x17: 1/4" = 1'-0"

THUS REQ'D: 1  
OPP REQ'D: 0  
TOTAL REQ'D: 1

CANTEEN  
ARCH. REF.  
W1/410-A-614

YKK YCW 750 OG SERIES CW  
FINISH: 2-COAT PAINTED DURANAR SUNSTORM  
WHITE

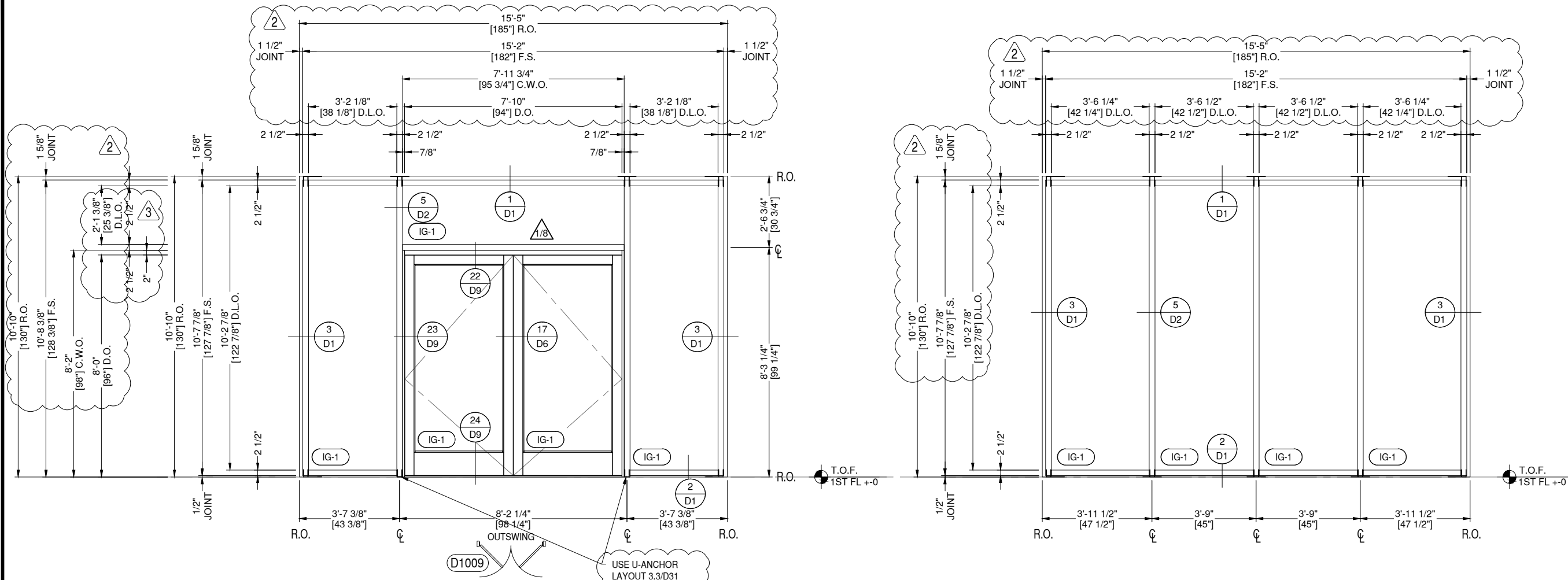
REVISION	DATE
0	11.29.23
1	12.21.23
2	02.01.24
3	02.28.24
4	04.08.24

PROJECT NUMBER:  
**23-275**

PROJECT NAME:  
**HYUNDAI - HMGMA**

SHEET DESCRIPTION:  
**ELEVATIONS**

SHEET:  
**E3**



**D1009 ELEVATION D1009**  
**E4** DRAWING SCALE  
24x36: 1/2" = 1'-0"  
11x17: 1/4" = 1'-0"

THUS REQ'D: 1	ARCH. REF.	HW SET:
OPP REQ'D: 0	5/410-A-615	11
TOTAL REQ'D: 1		

CANTEEN  
YKK YCW 750 OG SERIES CW  
YKK 35D MEDIUM STILE ENTRANCE  
FINISH: 2-COAT PAINTED DURANAR SUNSTORM  
WHITE

**W1005 ELEVATION W1005**  
**E4** DRAWING SCALE  
24x36: 1/2" = 1'-0"  
11x17: 1/4" = 1'-0"

THUS REQ'D: 1	ARCH. REF.
OPP REQ'D: 0	W1/410-A-614
TOTAL REQ'D: 1	

CANTEEN  
YKK YCW 750 OG SERIES CW  
FINISH: 2-COAT PAINTED DURANAR SUNSTORM  
WHITE

**W1006 ELEVATION W1006**  
**E4** DRAWING SCALE  
24x36: 1/2" = 1'-0"  
11x17: 1/4" = 1'-0"

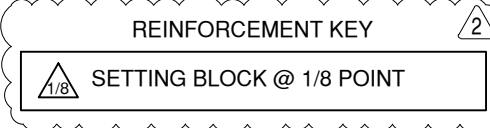
THUS REQ'D: 1	ARCH. REF.
OPP REQ'D: 0	W1/410-A-614
TOTAL REQ'D: 1	

CANTEEN  
YKK YCW 750 OG SERIES CW  
FINISH: 2-COAT PAINTED DURANAR SUNSTORM  
WHITE

**W1011 ELEVATION W1011**  
**E4** DRAWING SCALE  
24x36: 1/2" = 1'-0"  
11x17: 1/4" = 1'-0"

THUS REQ'D: 1	ARCH. REF.
OPP REQ'D: 0	W1/410-A-614
TOTAL REQ'D: 1	

CANTEEN  
YKK YCW 750 OG SERIES CW  
FINISH: 2-COAT PAINTED DURANAR SUNSTORM  
WHITE



REVISION	DATE
0	11.29.23
1	12.21.23
2	02.01.24
3	02.28.24
4	04.08.24

PROJECT NUMBER:  
**23-275**

PROJECT NAME:  
**HYUNDAI - HMGMA**

SHEET DESCRIPTION:  
**ELEVATIONS**

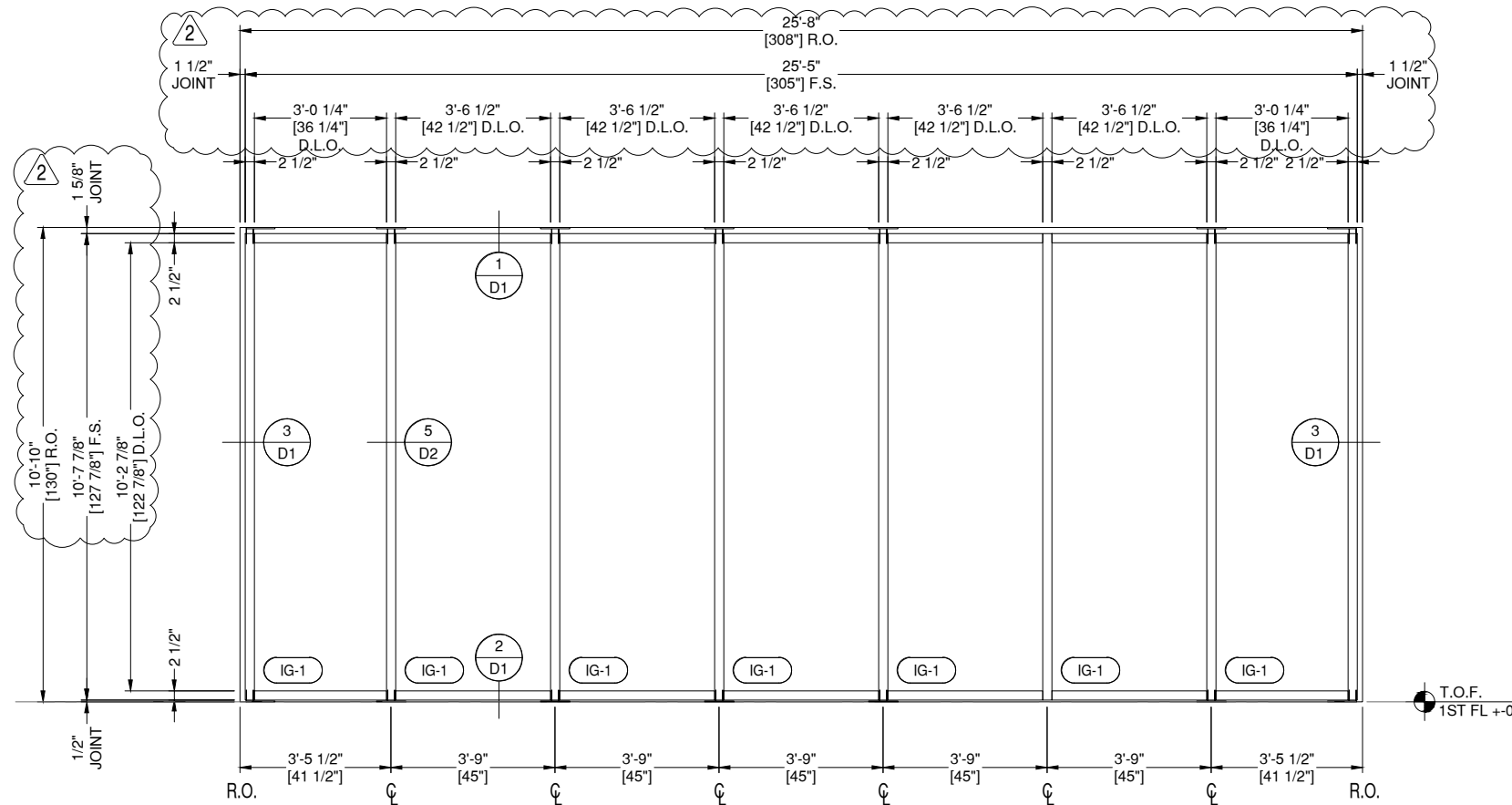
SHEET:  
**E4**

### ARCHITECT:

ATLAS COLLABORATIVE  
5185 PEACHTREE PARKWAY, BLDG 1200  
SUITE 280  
PEACHTREE CORNERS, GEORGIA 30092

ARCHITECT NOTE:  
ALL NOTES REQUESTING VERIFICATION,  
CONFIRMATION, OR INFORMATION THAT ARE  
NOT ANSWERED ARE ASSUMED TO BE  
CORRECT AS SHOWN ON THESE DRAWINGS.

### STAMPS/ SUBMITTALS:



**W1008 ELEVATION W1008**  
**E5**

**DRAWING SCALE**  
24x36: 1/2" = 1'-0"  
11x17: 1/4" = 1'-0"

THUS REQ'D:	1
OPP REQ'D:	0
TOTAL REQ'D:	1

CANTEEN  
ARCH. REF.  
W1/410-A-614

YKK YCW 750 OG SERIES CW  
FINISH: 2-COAT PAINTED DURANAR SUNSTORM  
WHITE

**W1009 ELEVATION W1009**  
**E5**

**DRAWING SCALE**  
24x36: 1/2" = 1'-0"  
11x17: 1/4" = 1'-0"

THUS REQ'D:	1
OPP REQ'D:	0
TOTAL REQ'D:	1

CANTEEN  
ARCH. REF.  
W1/410-A-614

YKK YCW 750 OG SERIES CW  
FINISH: 2-COAT PAINTED DURANAR SUNSTORM  
WHITE

REVISION	DATE
0	11.29.23
1	12.21.23
2	02.01.24
3	02.28.24
4	04.08.24

PROJECT NUMBER:  
**23-275**

PROJECT NAME:  
**HYUNDAI - HMGMA**

SHEET DESCRIPTION:  
**ELEVATIONS**

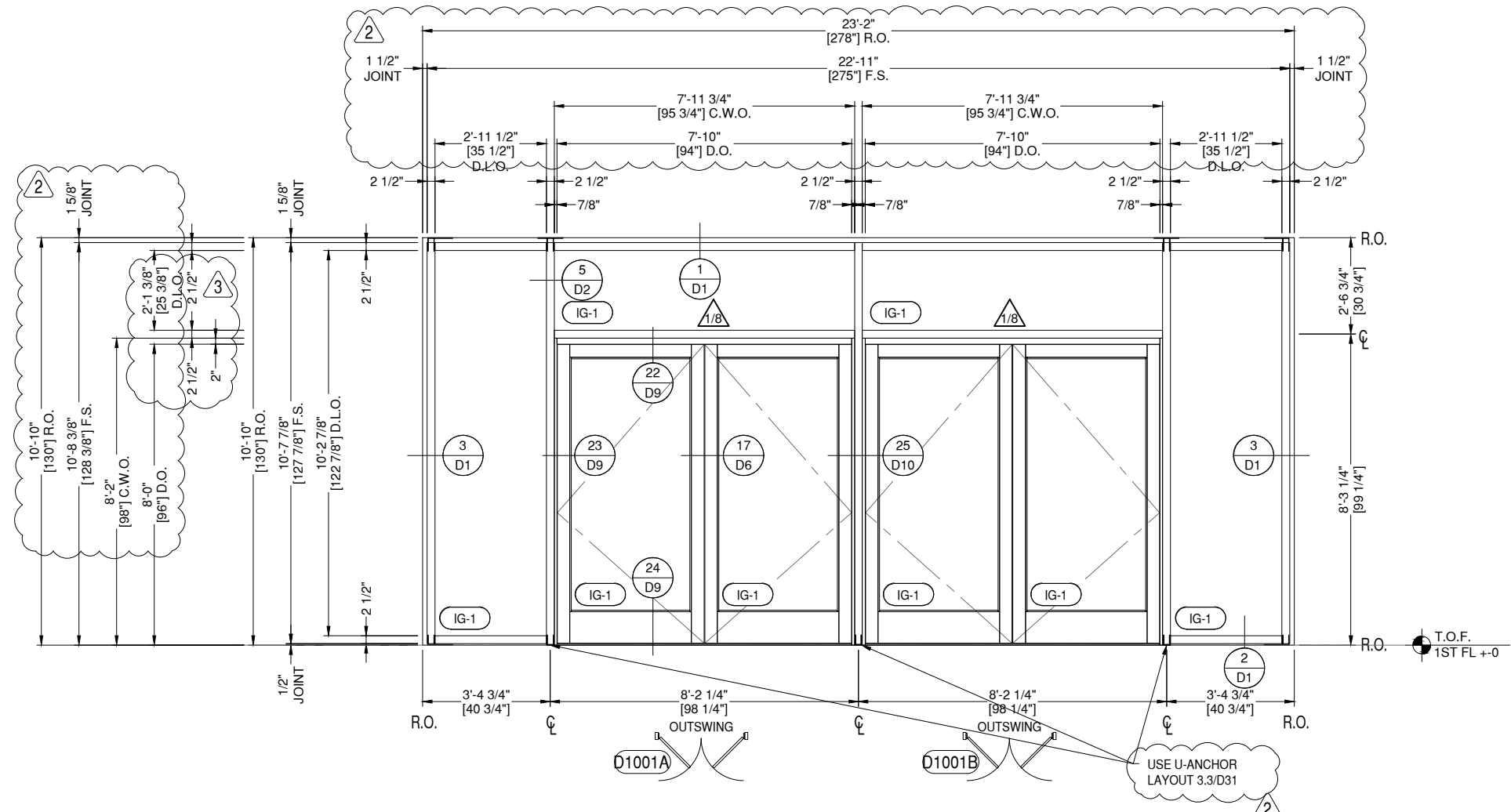
SHEET:  
**E5**

### ARCHITECT:

ATLAS COLLABORATIVE  
5185 PEACHTREE PARKWAY, BLDG 1200  
SUITE 280  
PEACHTREE CORNERS, GEORGIA 30092

ARCHITECT NOTE:  
ALL NOTES REQUESTING VERIFICATION,  
CONFIRMATION, OR INFORMATION THAT ARE  
NOT ANSWERED ARE ASSUMED TO BE  
CORRECT AS SHOWN ON THESE DRAWINGS.

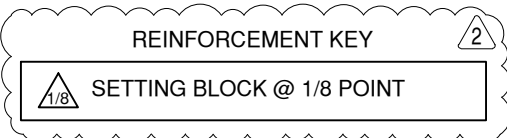
### STAMPS/ SUBMITTALS:



**D1001 ELEVATION D1001**  
**E6** DRAWING SCALE  
24x36: 1/2" = 1'-0"  
11x17: 1/4" = 1'-0"

THUS REQ'D: 1	ARCH. REF.	HW SET:
OPP REQ'D: 0	1/410-A-615	11
TOTAL REQ'D: 1		

YKK YCW 750 OG SERIES CW  
YKK 35D MEDIUM STILE ENTRANCE  
FINISH: 2-COAT PAINTED DURANAR SUNSTORM  
WHITE



REVISION	DATE
0	11.29.23
1	12.21.23
2	02.01.24
3	02.28.24
4	04.08.24

PROJECT NUMBER:  
**23-275**

PROJECT NAME:  
**HYUNDAI - HMGMA**

SHEET DESCRIPTION:  
**ELEVATIONS**

SHEET:  
**E6**

### ARCHITECT:

ATLAS COLLABORATIVE  
5185 PEACHTREE PARKWAY, BLDG 1200  
SUITE 280  
PEACHTREE CORNERS, GEORGIA 30092

ARCHITECT NOTE:  
ALL NOTES REQUESTING VERIFICATION,  
CONFIRMATION, OR INFORMATION THAT ARE  
NOT ANSWERED ARE ASSUMED TO BE  
CORRECT AS SHOWN ON THESE DRAWINGS.

### STAMPS/ SUBMITTALS:

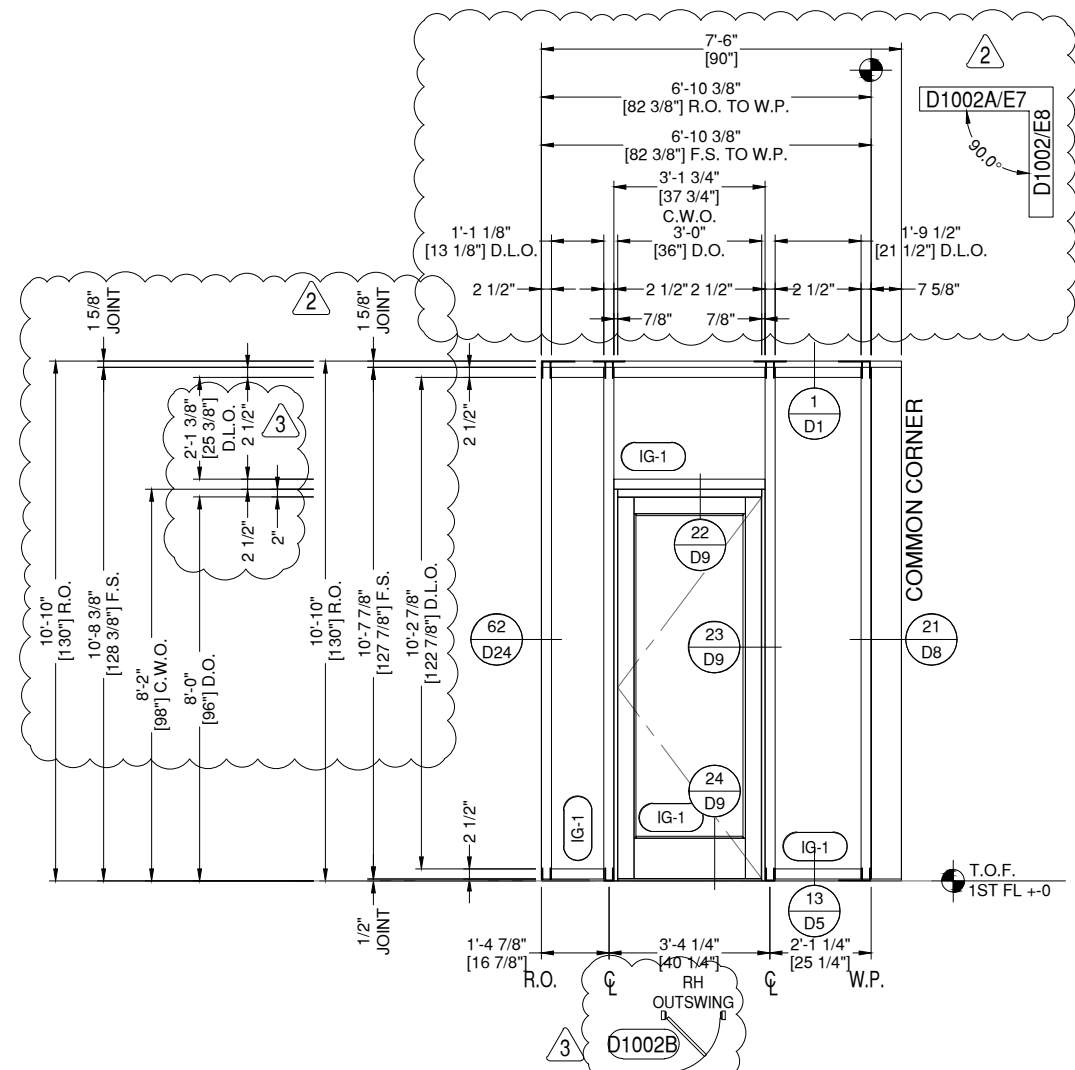
REVISION	DATE
0	11.29.23
1	12.21.23
2	02.01.24
3	02.28.24
4	04.08.24

PROJECT NUMBER:  
**23-275**

PROJECT NAME:  
**HYUNDAI - HMGMA**

SHEET DESCRIPTION:  
**ELEVATIONS**

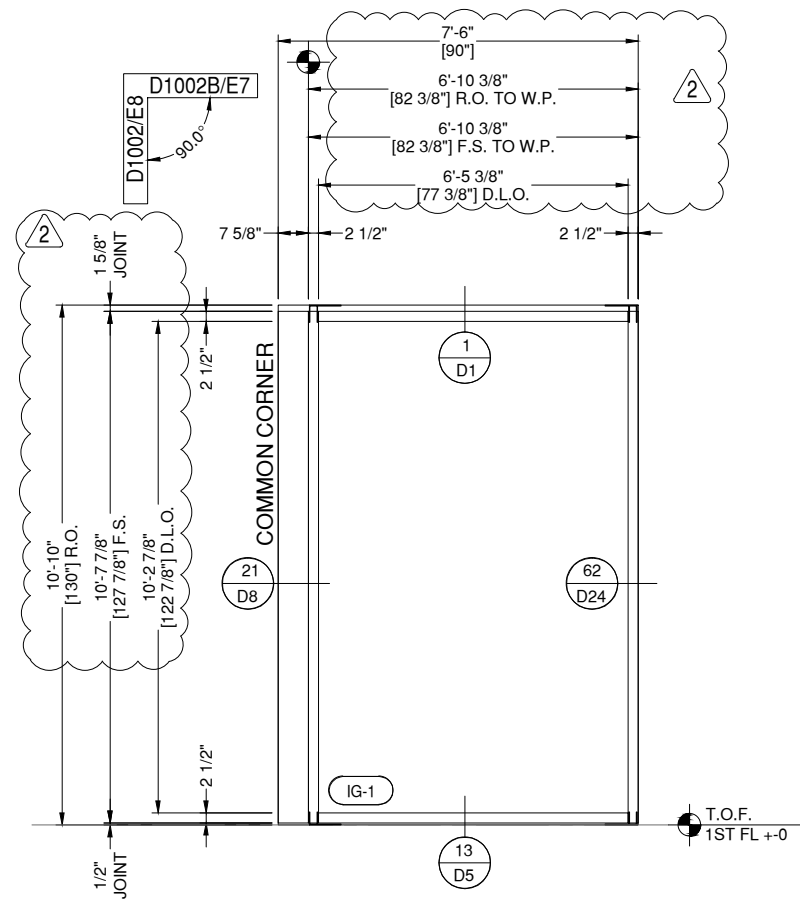
SHEET:  
**E7**



**D1002A** ELEVATION D1002A  
**E7** DRAWING SCALE  
24x36: 1/2" = 1'-0"  
11x17: 1/4" = 1'-0"

THUS REQ'D:	1	ARCH. REF. 2/410-A-615
OPP REQ'D:	0	
TOTAL REQ'D:	1	

YKK YCW 750 OG SERIES CW  
YKK 35D MEDIUM STILE ENTRANCE  
FINISH: 2-COAT PAINTED DURANAR SUNSTORM  
WHITE



**D1002B** ELEVATION D1002B  
**E7** DRAWING SCALE  
24x36: 1/2" = 1'-0"  
11x17: 1/4" = 1'-0"

THUS REQ'D:	1	ARCH. REF. 2/410-A-615
OPP REQ'D:	0	
TOTAL REQ'D:	1	

YKK YCW 750 OG SERIES CW  
FINISH: 2-COAT PAINTED DURANAR SUNSTORM  
WHITE

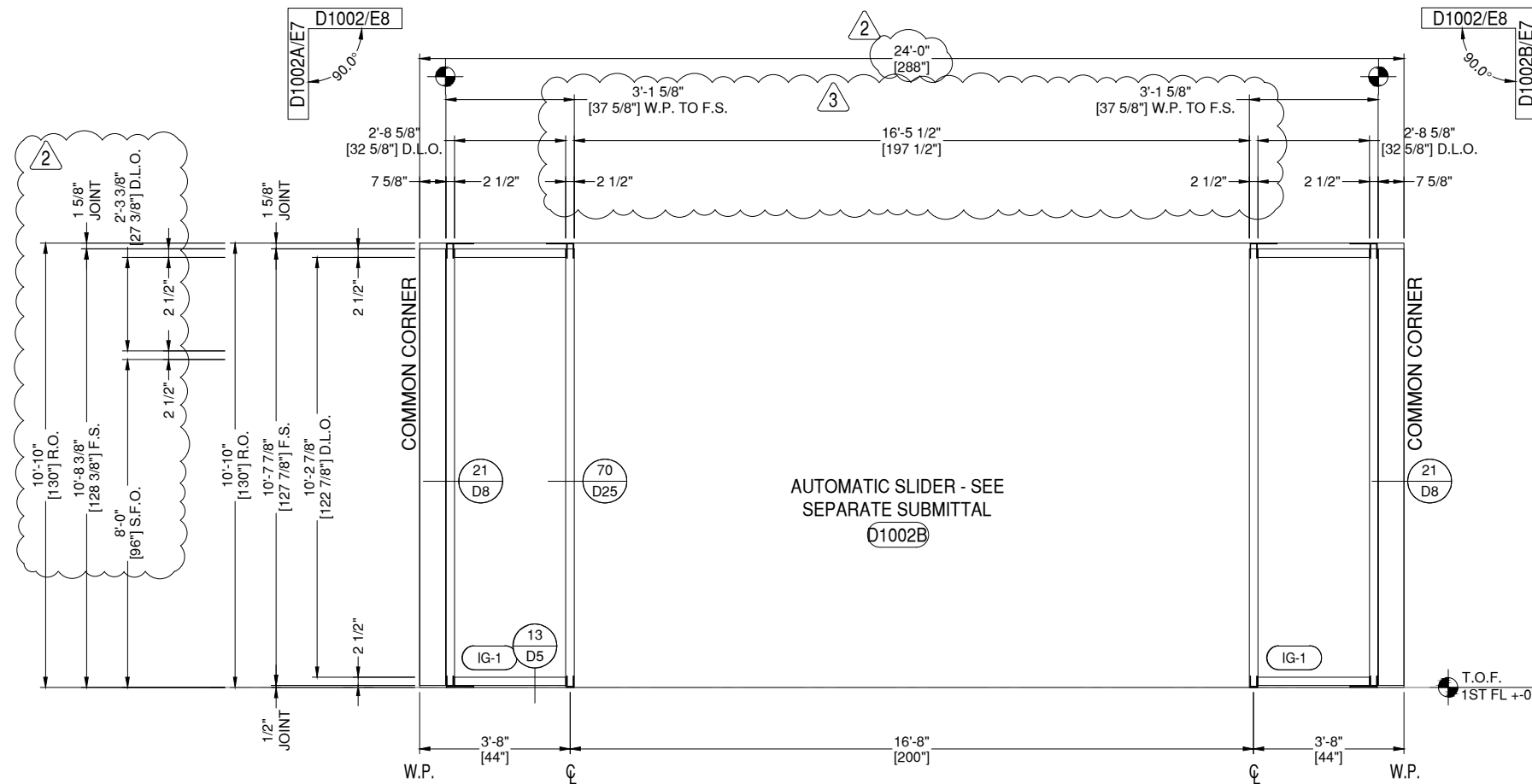
### ARCHITECT:

ATLAS COLLABORATIVE

5185 PEACHTREE PARKWAY, BLDG 1200  
 SUITE 280  
 PEACHTREE CORNERS, GEORGIA 30092

ARCHITECT NOTE:  
 ALL NOTES REQUESTING VERIFICATION,  
 CONFIRMATION, OR INFORMATION THAT ARE  
 NOT ANSWERED ARE ASSUMED TO BE  
 CORRECT AS SHOWN ON THESE DRAWINGS.

### STAMPS/ SUBMITTALS:



**D1002** ELEVATION D1002  
**E8** DRAWING SCALE  
 24x36: 1/2" = 1'-0"  
 11x17: 1/4" = 1'-0"

#### CANTEEN

THUS REQ'D:	1
OPP REQ'D:	0
TOTAL REQ'D:	1

ARCH. REF.  
 2/410-A-615

YKK YCW 750 OG SERIES CW  
 AUTOMATIC SLIDER  
 FINISH: 2-COAT PAINTED DURANAR SUNSTORM  
 WHITE

REVISION	DATE
0	11.29.23
1	12.21.23
2	02.01.24
3	02.28.24
4	04.08.24

PROJECT NUMBER:  
**23-275**

PROJECT NAME:  
**HYUNDAI - HMGMA**

SHEET DESCRIPTION:  
**ELEVATIONS**

SHEET:  
**E8**

### ARCHITECT:

ATLAS COLLABORATIVE  
5185 PEACHTREE PARKWAY, BLDG 1200  
SUITE 280  
PEACHTREE CORNERS, GEORGIA 30092

ARCHITECT NOTE:  
ALL NOTES REQUESTING VERIFICATION,  
CONFIRMATION, OR INFORMATION THAT ARE  
NOT ANSWERED ARE ASSUMED TO BE  
CORRECT AS SHOWN ON THESE DRAWINGS.

### STAMPS/ SUBMITTALS:

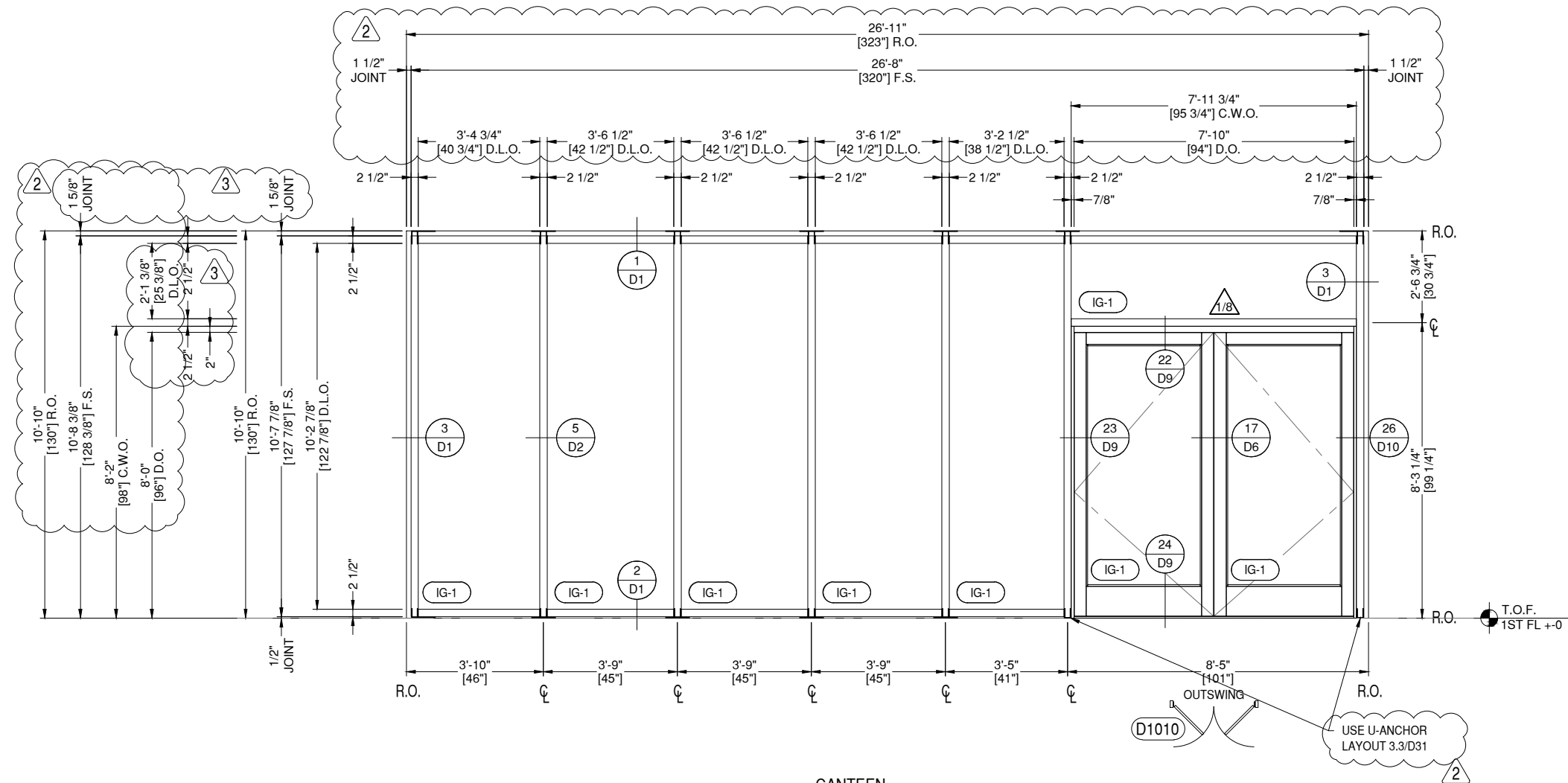
REVISION	DATE
0	11.29.23
1	12.21.23
2	02.01.24
3	02.28.24
4	04.08.24

PROJECT NUMBER:  
**23-275**

PROJECT NAME:  
**HYUNDAI - HMGMA**

SHEET DESCRIPTION:  
**ELEVATIONS**

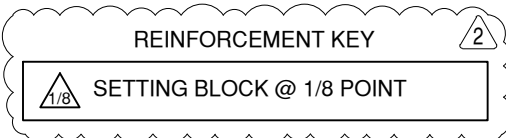
SHEET:  
**E9**



**D1010** ELEVATION D1010  
**E9** DRAWING SCALE  
24x36: 1/2" = 1'-0"  
11x17: 1/4" = 1'-0"

CANTEEN		
THUS REQ'D:	1	ARCH. REF.
OPP REQ'D:	0	7/410-A-615
TOTAL REQ'D:	1	HW SET:
		11

YKK YCW 750 OG SERIES CW  
YKK 35D MEDIUM STILE ENTRANCE  
FINISH: 2-COAT PAINTED DURANAR SUNSTORM  
WHITE

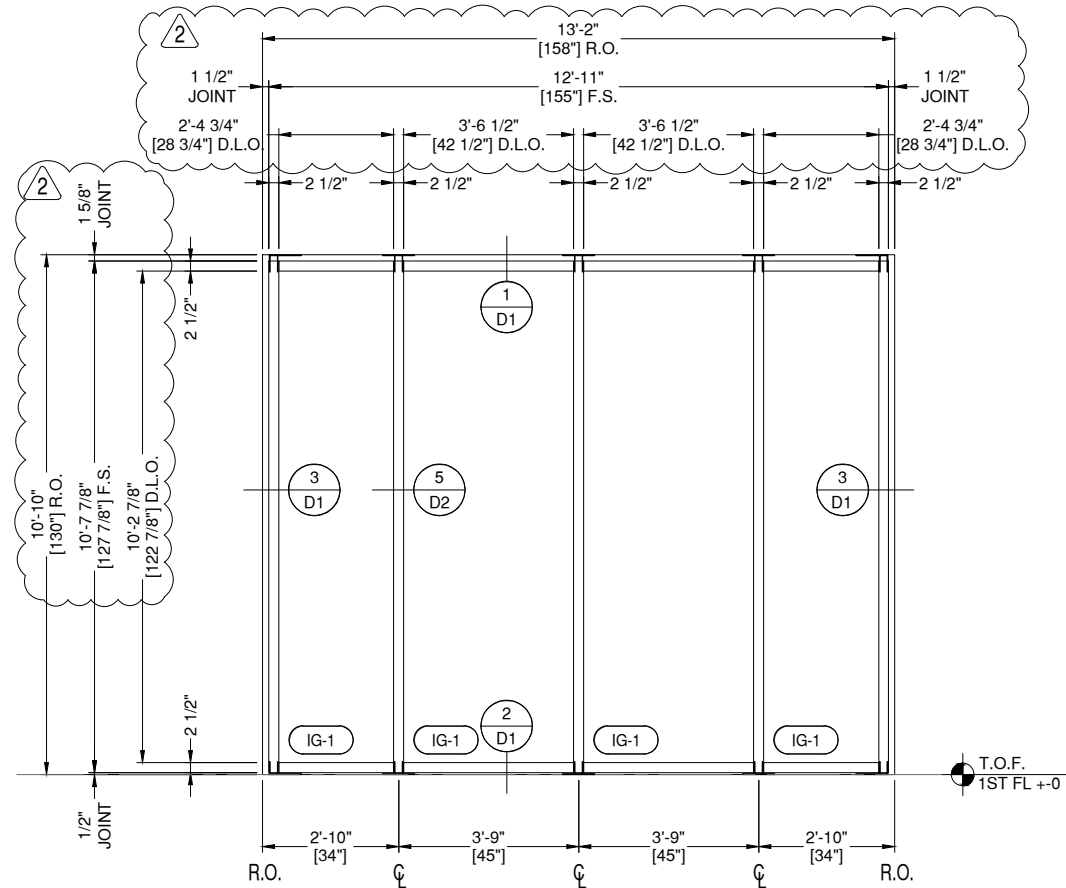
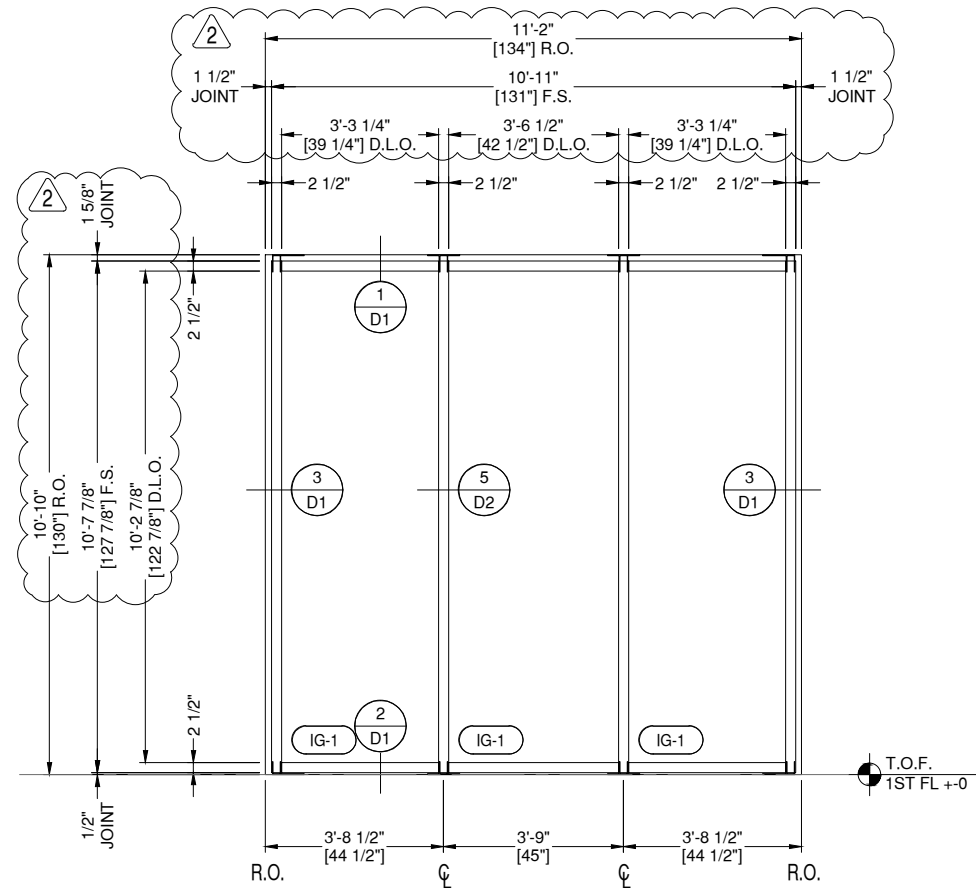


### ARCHITECT:

ATLAS COLLABORATIVE  
5185 PEACHTREE PARKWAY, BLDG 1200  
SUITE 280  
PEACHTREE CORNERS, GEORGIA 30092

ARCHITECT NOTE:  
ALL NOTES REQUESTING VERIFICATION,  
CONFIRMATION, OR INFORMATION THAT ARE  
NOT ANSWERED ARE ASSUMED TO BE  
CORRECT AS SHOWN ON THESE DRAWINGS.

### STAMPS/ SUBMITTALS:



**W1015 ELEVATION W1015**  
**E10** DRAWING SCALE  
24x36: 1/2" = 1'-0"  
11x17: 1/4" = 1'-0"

THUS REQ'D:	1
OPP REQ'D:	0
TOTAL REQ'D:	1

CANTEEN  
ARCH. REF.  
W1/410-A-614

YKK YCW 750 OG SERIES CW  
FINISH: 2-COAT PAINTED DURANAR SUNSTORM WHITE

**W1017 ELEVATION W1017**  
**E10** DRAWING SCALE  
24x36: 1/2" = 1'-0"  
11x17: 1/4" = 1'-0"

THUS REQ'D:	1
OPP REQ'D:	0
TOTAL REQ'D:	1

CANTEEN  
ARCH. REF.  
W1/410-A-614

YKK YCW 750 OG SERIES CW  
FINISH: 2-COAT PAINTED DURANAR SUNSTORM WHITE

**W1016 ELEVATION W1016**  
**E10** DRAWING SCALE  
24x36: 1/2" = 1'-0"  
11x17: 1/4" = 1'-0"

THUS REQ'D:	1
OPP REQ'D:	0
TOTAL REQ'D:	1

CANTEEN  
ARCH. REF.  
W1/410-A-614

YKK YCW 750 OG SERIES CW  
FINISH: 2-COAT PAINTED DURANAR SUNSTORM WHITE

REVISION	DATE
0	11.29.23
1	12.21.23
2	02.01.24
3	02.28.24
4	04.08.24

PROJECT NUMBER:  
**23-275**

PROJECT NAME:  
**HYUNDAI - HMGMA**

SHEET DESCRIPTION:  
**ELEVATIONS**

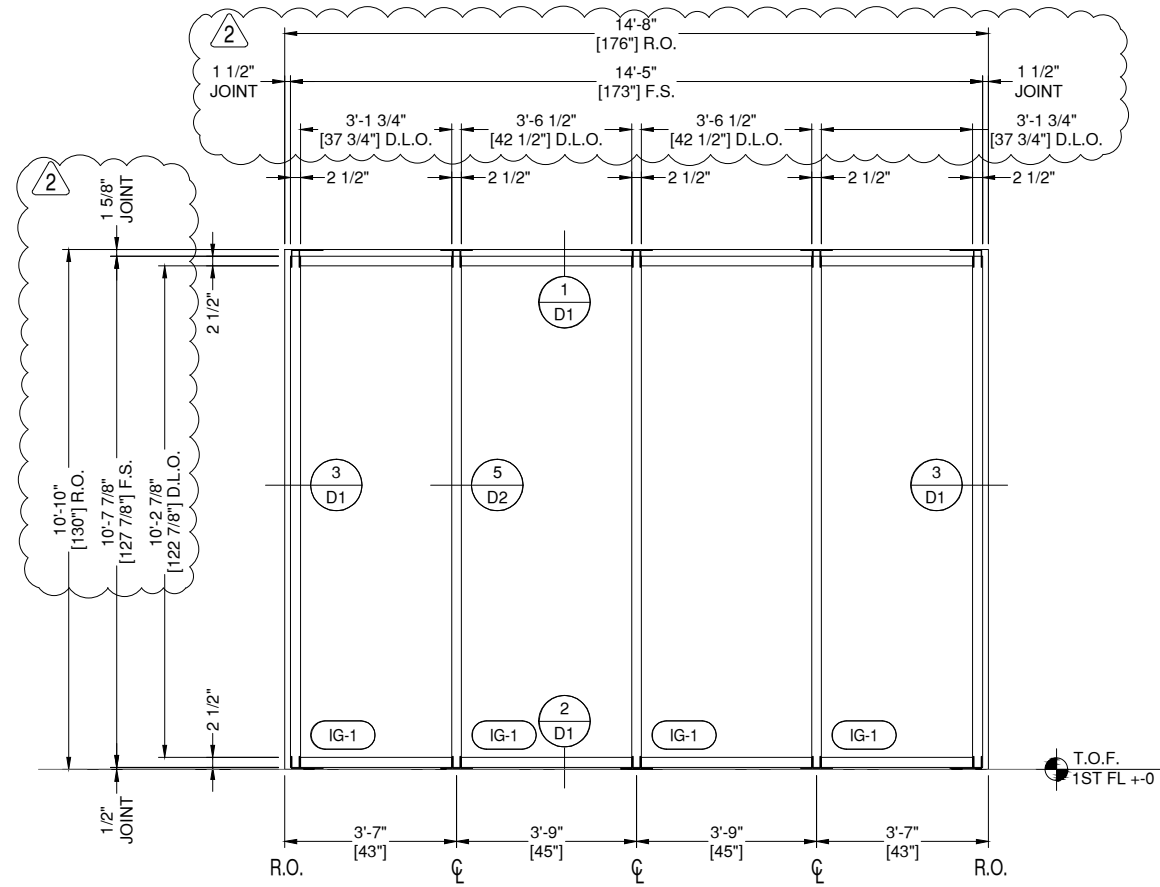
SHEET:  
**E10**

**ARCHITECT:**

ATLAS COLLABORATIVE  
5185 PEACHTREE PARKWAY, BLDG 1200  
SUITE 280  
PEACHTREE CORNERS, GEORGIA 30092

ARCHITECT NOTE:  
ALL NOTES REQUESTING VERIFICATION,  
CONFIRMATION, OR INFORMATION THAT ARE  
NOT ANSWERED ARE ASSUMED TO BE  
CORRECT AS SHOWN ON THESE DRAWINGS.

**STAMPS/  
SUBMITTALS:**



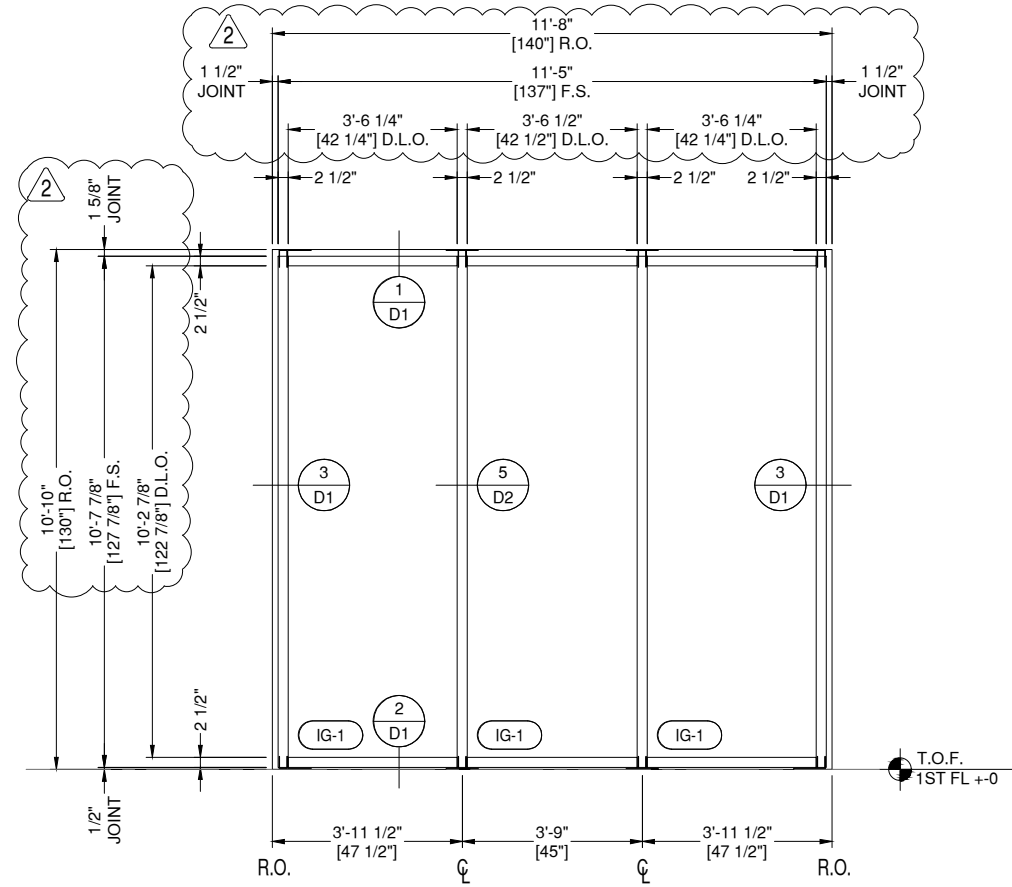
**W1018 ELEVATION W1018**  
**E11** DRAWING SCALE

24x36: 1/2" = 1'-0"  
11x17: 1/4" = 1'-0"

THUS REQ'D:	1
OPP REQ'D:	0
TOTAL REQ'D:	1

CANTEEN  
ARCH. REF.  
W1/410-A-614

YKK YCW 750 OG SERIES CW  
FINISH: 2-COAT PAINTED DURANAR SUNSTORM  
WHITE



**W1019 ELEVATION W1019**  
**E11** DRAWING SCALE

24x36: 1/2" = 1'-0"  
11x17: 1/4" = 1'-0"

THUS REQ'D:	1
OPP REQ'D:	0
TOTAL REQ'D:	1

CANTEEN  
ARCH. REF.  
W1/410-A-614

YKK YCW 750 OG SERIES CW  
FINISH: 2-COAT PAINTED DURANAR SUNSTORM  
WHITE

REVISION	DATE
0	11.29.23
1	12.21.23
2	02.01.24
3	02.28.24
4	04.08.24

PROJECT NUMBER:  
**23-275**

PROJECT NAME:  
**HYUNDAI - HMGMA**

SHEET DESCRIPTION:  
**ELEVATIONS**

SHEET:  
**E11**

**ARCHITECT:**

ATLAS COLLABORATIVE  
5185 PEACHTREE PARKWAY, BLDG 1200  
SUITE 280  
PEACHTREE CORNERS, GEORGIA 30092

ARCHITECT NOTE:  
ALL NOTES REQUESTING VERIFICATION,  
CONFIRMATION, OR INFORMATION THAT ARE  
NOT ANSWERED ARE ASSUMED TO BE  
CORRECT AS SHOWN ON THESE DRAWINGS.

**STAMPS/  
SUBMITTALS:**

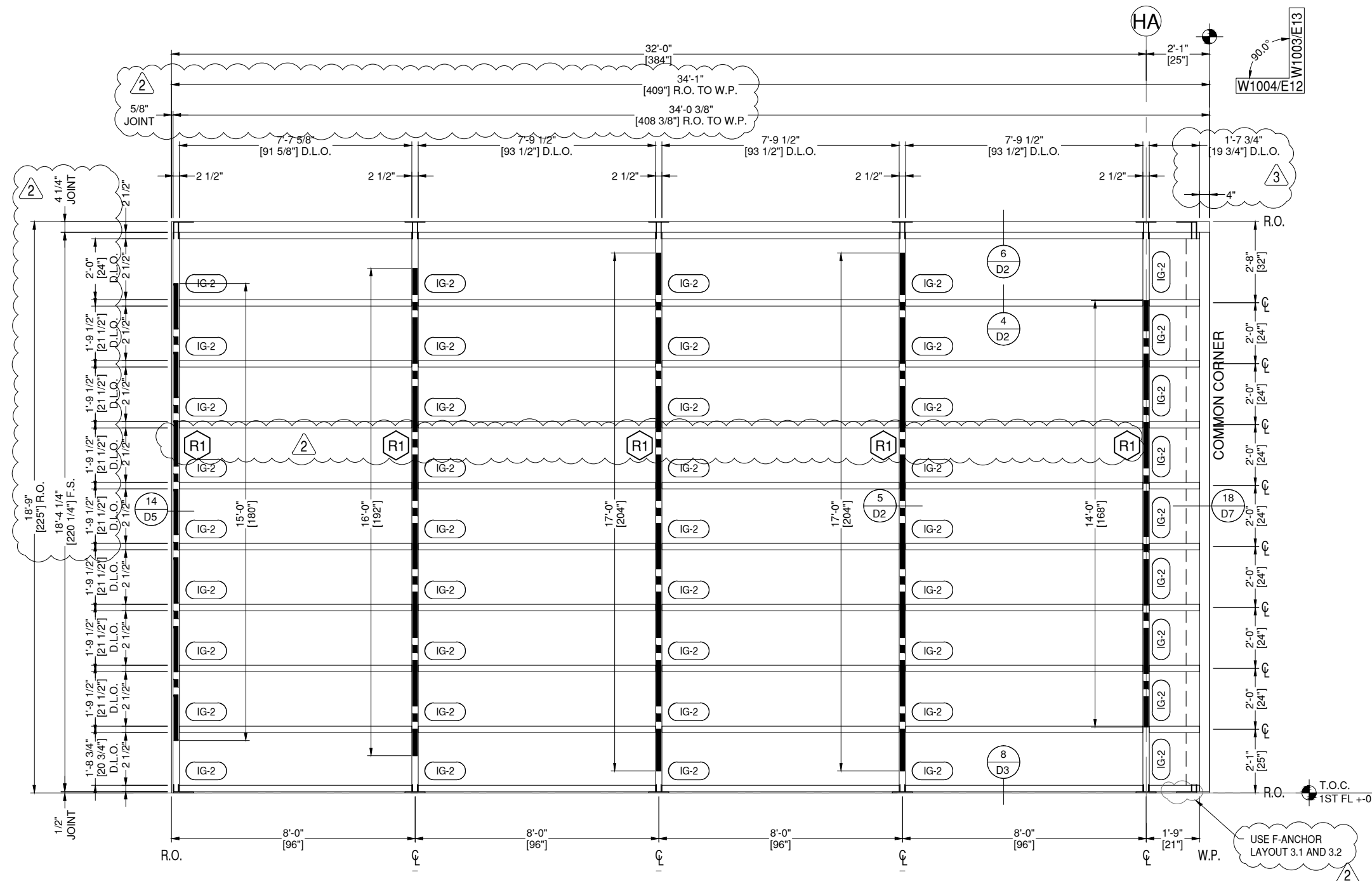
REVISION	DATE
0	11.29.23
1	12.21.23
2	02.01.24
3	02.28.24
4	04.08.24

PROJECT NUMBER:  
**23-275**

PROJECT NAME:  
**HYUNDAI - HMGMA**

SHEET DESCRIPTION:  
**ELEVATIONS**

SHEET:  
**E12**



**W1004 ELEVATION W1004**  
**E12** DRAWING SCALE  
24x36: 1/2" = 1'-0"  
11x17: 1/4" = 1'-0"

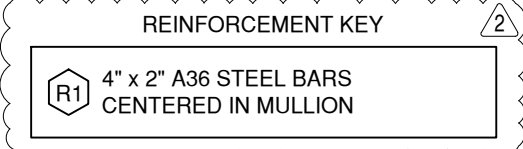
HEAD OFFICE  
ARCH. REF.  
1/500-A-615

YKK YCW 750 OG SERIES CW  
FINISH: 2-COAT PAINTED DURANAR SUNSTORM WHITE

**W1008 ELEVATION W1008**  
**E12** DRAWING SCALE  
24x36: 1/2" = 1'-0"  
11x17: 1/4" = 1'-0"

HEAD OFFICE  
ARCH. REF.  
1/500-A-615

YKK YCW 750 OG SERIES CW  
FINISH: 2-COAT PAINTED DURANAR SUNSTORM WHITE



### ARCHITECT:

ATLAS COLLABORATIVE  
5185 PEACHTREE PARKWAY, BLDG 1200  
SUITE 280  
PEACHTREE CORNERS, GEORGIA 30092

ARCHITECT NOTE:  
ALL NOTES REQUESTING VERIFICATION,  
CONFIRMATION, OR INFORMATION THAT ARE  
NOT ANSWERED ARE ASSUMED TO BE  
CORRECT AS SHOWN ON THESE DRAWINGS.

### STAMPS/ SUBMITTALS:

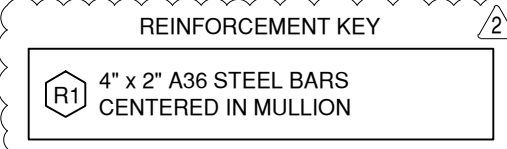
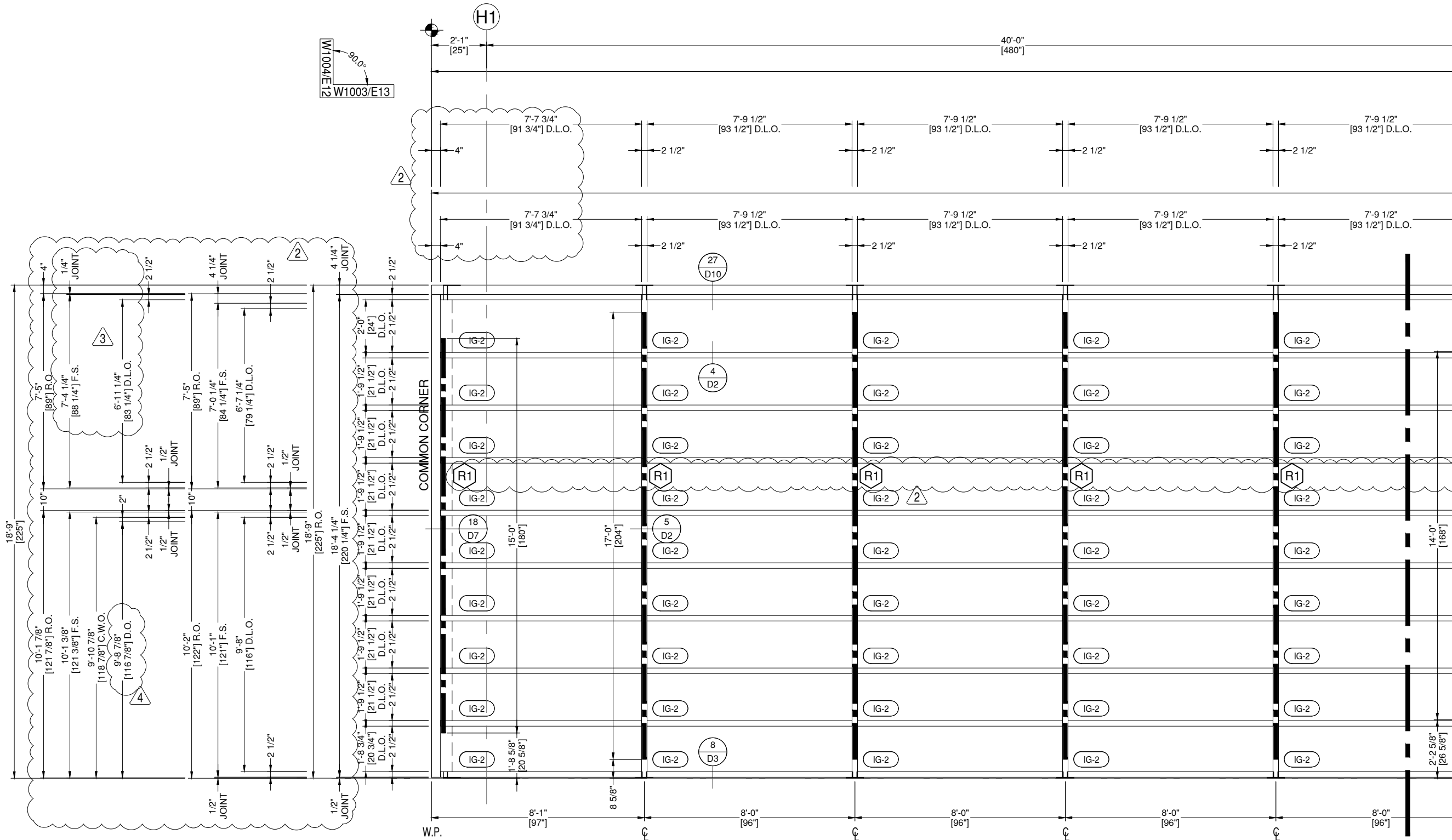
REVISION	DATE
0	11.29.23
1	12.21.23
2	02.01.24
3	02.28.24
4	04.08.24

PROJECT NUMBER:  
**23-275**

PROJECT NAME:  
**HYUNDAI - HMGMA**

SHEET DESCRIPTION:  
**ELEVATIONS**

SHEET:  
**E13**



**W1003 ELEVATION W1003**  
**E13**

**DRAWING SCALE**  
24x36: 1/2" = 1'-0"  
11x17: 1/4" = 1'-0"

THUS REQ'D:	1
OPP REQ'D:	0
TOTAL REQ'D:	1

HEAD OFFICE  
ARCH. REF.  
3/500-A-615

YKK YCW 750 OG SERIES CW  
FINISH: 2-COAT PAINTED DURANAR SUNSTORM  
WHITE

MATCH LINE E13  
MATCH LINE E13A

### ARCHITECT:

ATLAS COLLABORATIVE  
5185 PEACHTREE PARKWAY, BLDG 1200  
SUITE 280  
PEACHTREE CORNERS, GEORGIA 30092

ARCHITECT NOTE:  
ALL NOTES REQUESTING VERIFICATION,  
CONFIRMATION, OR INFORMATION THAT ARE  
NOT ANSWERED ARE ASSUMED TO BE  
CORRECT AS SHOWN ON THESE DRAWINGS.

### STAMPS/ SUBMITTALS:

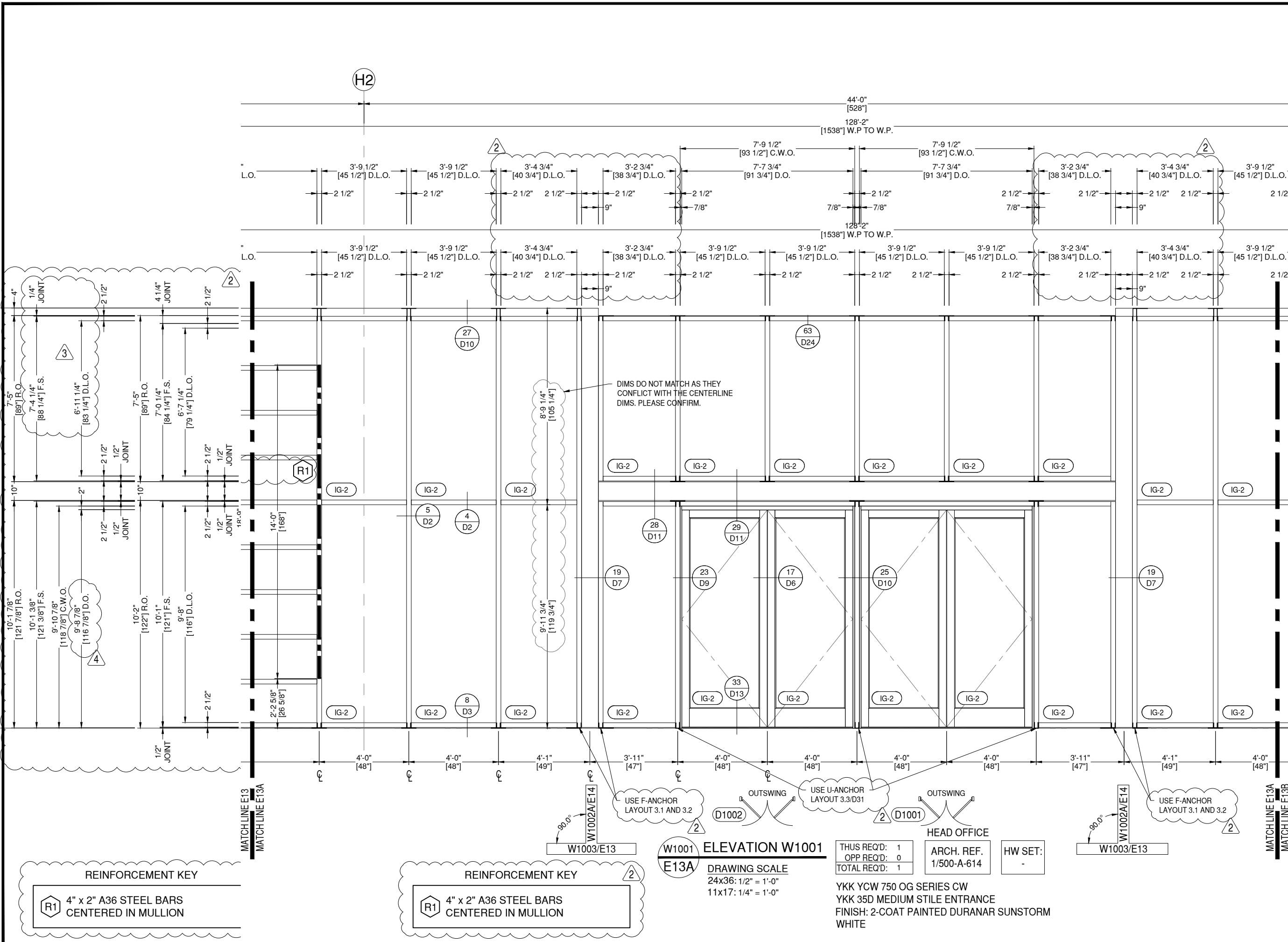
REVISION	DATE
0	11.29.23
1	12.21.23
2	02.01.24
3	02.28.24
4	04.08.24

PROJECT NUMBER:  
**23-275**

PROJECT NAME:  
**HYUNDAI - HMGMA**

SHEET DESCRIPTION:  
**ELEVATIONS**

SHEET:  
**E13A**



DIMS DO NOT MATCH AS THEY  
CONFLICT WITH THE CENTERLINE  
DIMS. PLEASE CONFIRM.

**REINFORCEMENT KEY**  
R1 4" x 2" A36 STEEL BARS  
CENTERED IN MULLION

**REINFORCEMENT KEY**  
R1 4" x 2" A36 STEEL BARS  
CENTERED IN MULLION

**ELEVATION W1001**  
DRAWING SCALE  
24x36: 1/2" = 1'-0"  
11x17: 1/4" = 1'-0"

THUS REQ'D: 1  
OPP REQ'D: 0  
TOTAL REQ'D: 1

ARCH. REF.  
1/500-A-614

HW SET:  
-

YKK YCW 750 OG SERIES CW  
YKK 35D MEDIUM STILE ENTRANCE  
FINISH: 2-COAT PAINTED DURANAR SUNSTORM  
WHITE

**ARCHITECT:**

ATLAS COLLABORATIVE  
5185 PEACHTREE PARKWAY, BLDG 1200  
SUITE 280  
PEACHTREE CORNERS, GEORGIA 30092

ARCHITECT NOTE:  
ALL NOTES REQUESTING VERIFICATION,  
CONFIRMATION, OR INFORMATION THAT ARE  
NOT ANSWERED ARE ASSUMED TO BE  
CORRECT AS SHOWN ON THESE DRAWINGS.

**STAMPS/  
SUBMITTALS:**


REVISION	DATE
0	11.29.23
1	12.21.23
2	02.01.24
3	02.28.24
4	04.08.24

PROJECT NUMBER:  
**23-275**

PROJECT NAME:  
**HYUNDAI - HMGMA**

SHEET DESCRIPTION:  
**ELEVATIONS**

SHEET:  
**E13B**

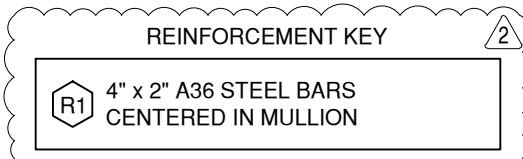


**W1009 ELEVATION W1009**  
**E13B** DRAWING SCALE  
24x36: 1/2" = 1'-0"  
11x17: 1/4" = 1'-0"

THUS REQ'D: 1  
OPP REQ'D: 0  
TOTAL REQ'D: 1

HEAD OFFICE  
ARCH. REF.  
4/500-A-615

YKK YCW 750 OG SERIES CW  
FINISH: 2-COAT PAINTED DURANAR SUNSTORM  
WHITE



MATCH LINE E13A  
MATCH LINE E13B

T.O.C.  
1ST FL +0

**ARCHITECT:**

ATLAS COLLABORATIVE  
5185 PEACHTREE PARKWAY, BLDG 1200  
SUITE 280  
PEACHTREE CORNERS, GEORGIA 30092

ARCHITECT NOTE:  
ALL NOTES REQUESTING VERIFICATION,  
CONFIRMATION, OR INFORMATION THAT ARE  
NOT ANSWERED ARE ASSUMED TO BE  
CORRECT AS SHOWN ON THESE DRAWINGS.

**STAMPS/  
SUBMITTALS:**

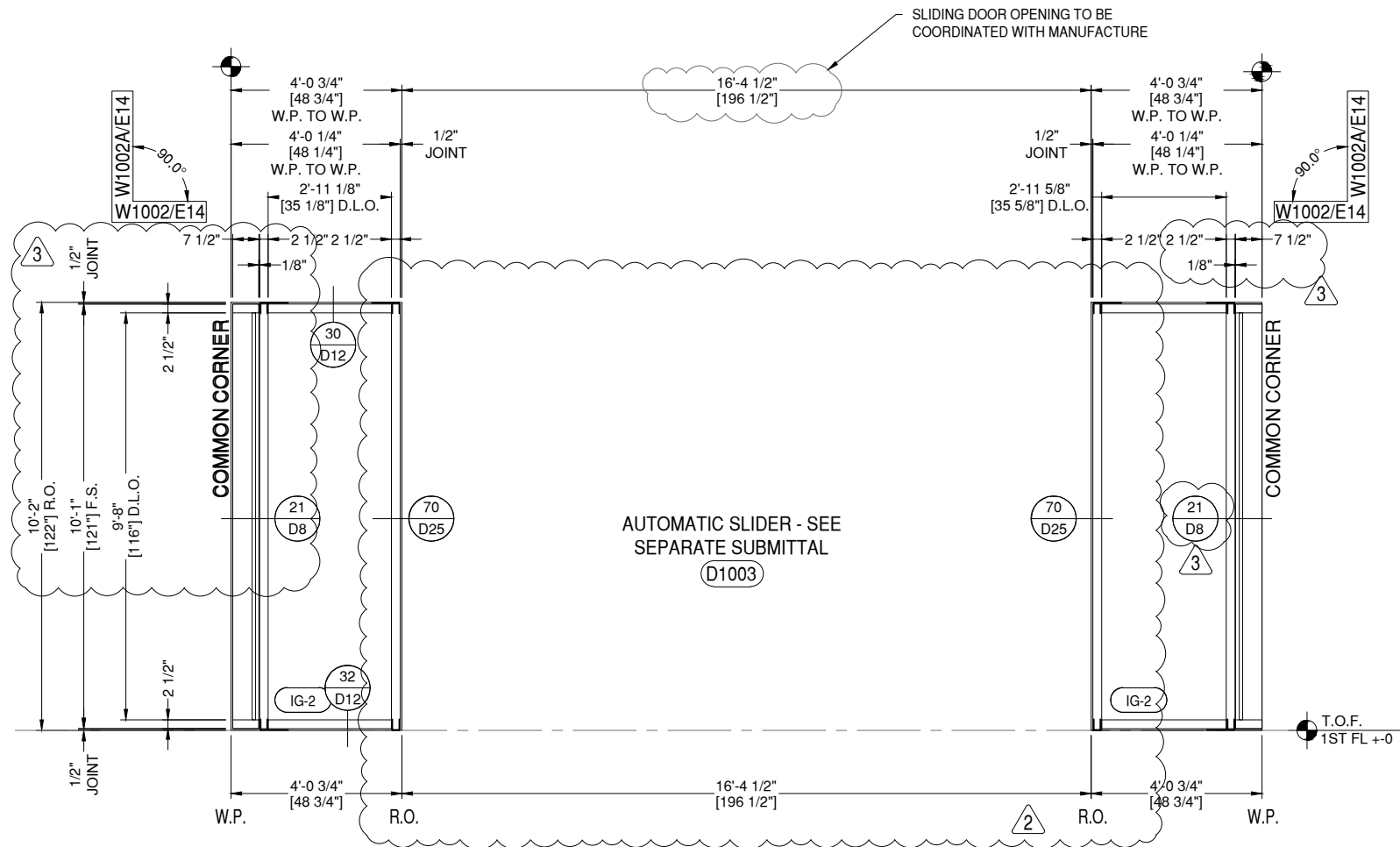
REVISION	DATE
0	11.29.23
1	12.21.23
2	02.01.24
3	02.28.24
4	04.08.24

PROJECT NUMBER:  
**23-275**

PROJECT NAME:  
**HYUNDAI - HMGMA**

SHEET DESCRIPTION:  
**ELEVATIONS**

SHEET:  
**E14**

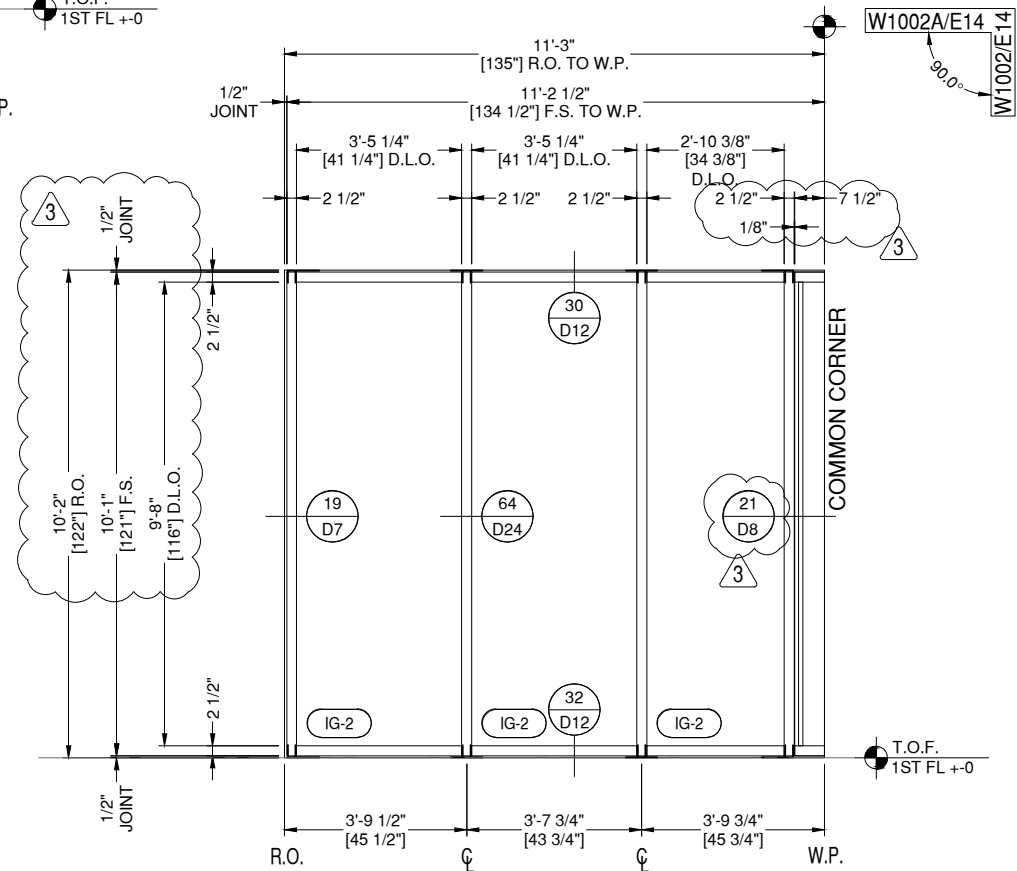


**W1002 ELEVATION W1002**  
**E14**  
DRAWING SCALE  
24x36: 1/2" = 1'-0"  
11x17: 1/4" = 1'-0"

THUS REQ'D:	1
OPP REQ'D:	0
TOTAL REQ'D:	1

HEAD OFFICE  
ARCH. REF.  
2/500-A-614

YKK YCW 750 OG SERIES CW  
AUTOMATIC SLIDER  
FINISH: 2-COAT PAINTED DURANAR SUNSTORM  
WHITE



**W1002A ELEVATION W1002A**  
**E14**  
DRAWING SCALE  
24x36: 1/2" = 1'-0"  
11x17: 1/4" = 1'-0"

THUS REQ'D:	1
OPP REQ'D:	1
TOTAL REQ'D:	2

HEAD OFFICE  
ARCH. REF.  
2/500-A-614

YKK YCW 750 OG SERIES CW  
FINISH: 2-COAT PAINTED DURANAR SUNSTORM  
WHITE

### ARCHITECT:

ATLAS COLLABORATIVE  
5185 PEACHTREE PARKWAY, BLDG 1200  
SUITE 280  
PEACHTREE CORNERS, GEORGIA 30092

ARCHITECT NOTE:  
ALL NOTES REQUESTING VERIFICATION,  
CONFIRMATION, OR INFORMATION THAT ARE  
NOT ANSWERED ARE ASSUMED TO BE  
CORRECT AS SHOWN ON THESE DRAWINGS.

### STAMPS/ SUBMITTALS:

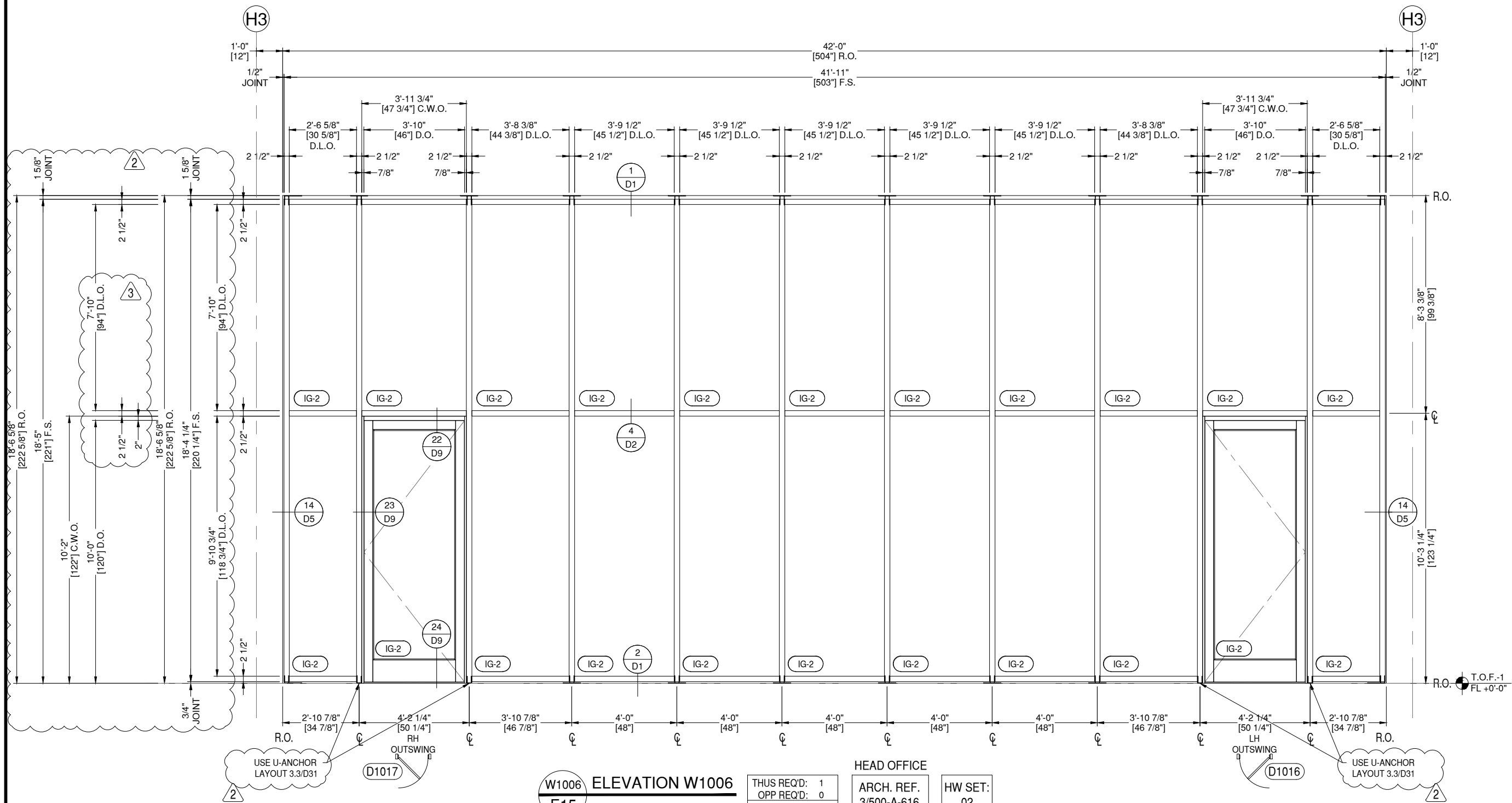
REVISION	DATE
0	11.29.23
1	12.21.23
2	02.01.24
3	02.28.24
4	04.08.24

PROJECT NUMBER:  
**23-275**

PROJECT NAME:  
**HYUNDAI - HMGMA**

SHEET DESCRIPTION:  
**ELEVATIONS**

SHEET:  
**E15**



**W1006** ELEVATION W1006  
**E15** DRAWING SCALE  
24x36: 1/2" = 1'-0"  
11x17: 1/4" = 1'-0"

THUS REQ'D: 1  
OPP REQ'D: 0  
TOTAL REQ'D: 1

HEAD OFFICE  
ARCH. REF. 3/500-A-616  
HW SET: 02

YKK YCW 750 OG SERIES CW  
YKK 35D MEDIUM STILE ENTRANCE  
FINISH: 2-COAT PAINTED DURANAR SUNSTORM  
WHITE

**ARCHITECT:**

ATLAS COLLABORATIVE  
5185 PEACHTREE PARKWAY, BLDG 1200  
SUITE 280  
PEACHTREE CORNERS, GEORGIA 30092

ARCHITECT NOTE:  
ALL NOTES REQUESTING VERIFICATION,  
CONFIRMATION, OR INFORMATION THAT ARE  
NOT ANSWERED ARE ASSUMED TO BE  
CORRECT AS SHOWN ON THESE DRAWINGS.

**STAMPS/  
SUBMITTALS:**

REVISION	DATE
0	11.29.23
1	12.21.23
2	02.01.24
3	02.28.24
4	04.08.24

PROJECT NUMBER:  
**23-275**

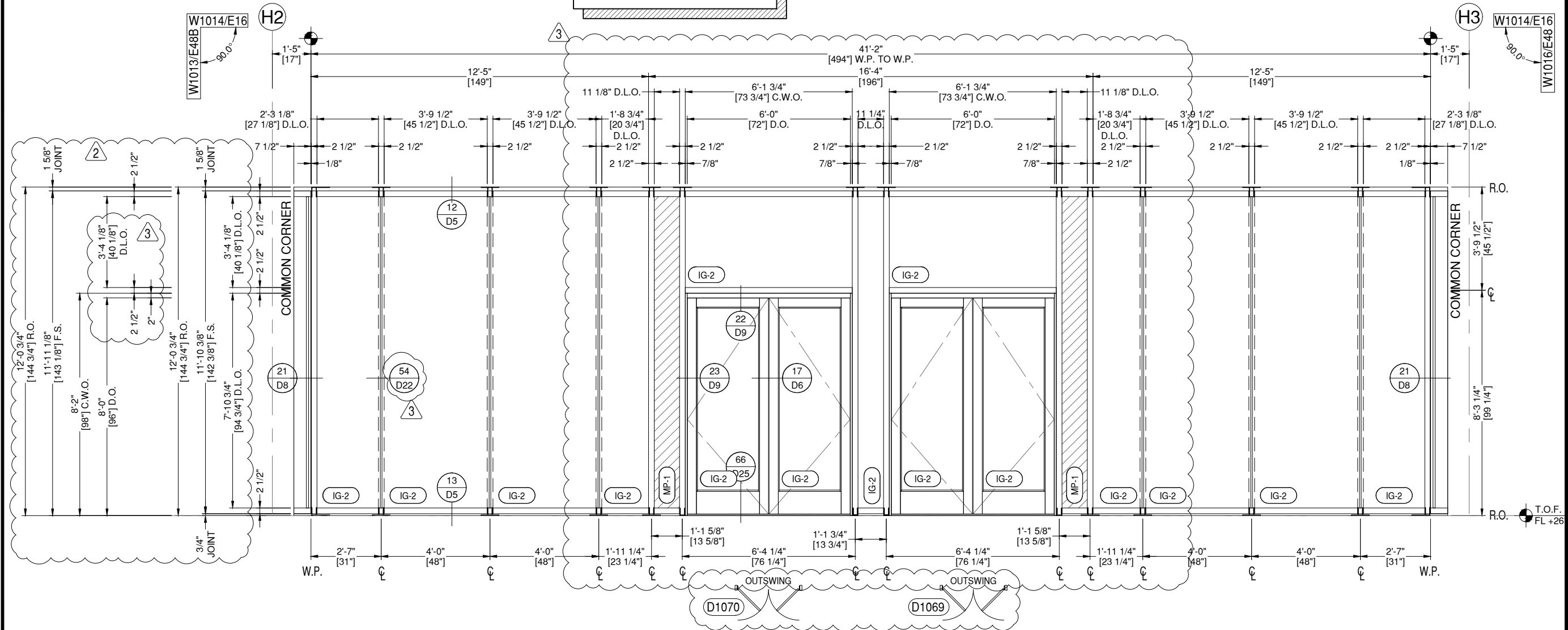
PROJECT NAME:  
**HYUNDAI - HMGMA**

SHEET DESCRIPTION:  
**ELEVATIONS**

SHEET:  
**E16**

ARCHITECT NOTE:  
THE MULLIONS HAVE BEEN  
ADJUSTED TO MATCH THE  
SCHEDULED DOOR OPENING

PLEASE CONFIRM THIS LAYOUT  
IS ACCEPTABLE  YES  NO



**W1014 ELEVATION W1014**  
**E16** DRAWING SCALE  
24x36: 1/2" = 1'-0"  
11x17: 1/4" = 1'-0"

THUS REQ'D: 1  
OPP REQ'D: 0  
TOTAL REQ'D: 1

ARCH. REF.  
2/500-A-620

HW SET:  
-

HEAD OFFICE

YKK YCW 750 OG SERIES CW  
YKK 35D MEDIUM STILE ENTRANCE  
FINISH: 2-COAT PAINTED DURANAR SUNSTORM  
WHITE

### ARCHITECT:

ATLAS COLLABORATIVE  
5185 PEACHTREE PARKWAY, BLDG 1200  
SUITE 280  
PEACHTREE CORNERS, GEORGIA 30092

ARCHITECT NOTE:  
ALL NOTES REQUESTING VERIFICATION,  
CONFIRMATION, OR INFORMATION THAT ARE  
NOT ANSWERED ARE ASSUMED TO BE  
CORRECT AS SHOWN ON THESE DRAWINGS.

### STAMPS/ SUBMITTALS:

REVISION	DATE
0	11.29.23
1	12.21.23
2	02.01.24
3	02.28.24
4	04.08.24

PROJECT NUMBER:  
**23-275**

PROJECT NAME:  
**HYUNDAI - HMGMA**

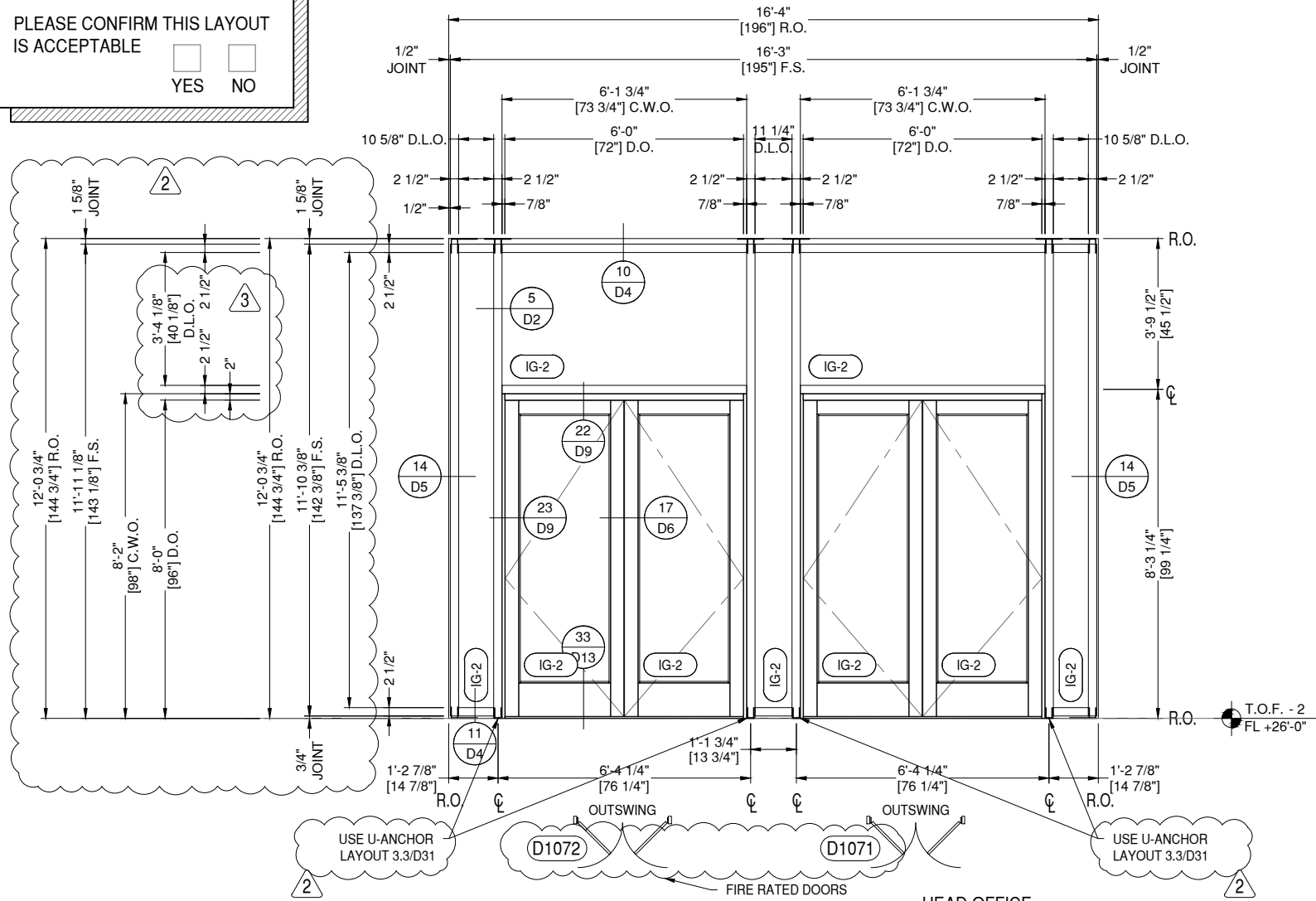
SHEET DESCRIPTION:  
**ELEVATIONS**

SHEET:  
**E17**



ARCHITECT NOTE:  
THE MULLIONS HAVE BEEN  
ADJUSTED TO MATCH THE  
SCHEDULED DOOR OPENING

PLEASE CONFIRM THIS LAYOUT  
IS ACCEPTABLE  YES  NO



**W1017 ELEVATION W1017**  
**E17**

DRAWING SCALE  
24x36: 1/2" = 1'-0"  
11x17: 1/4" = 1'-0"

THUS REQ'D: 1  
OPP REQ'D: 0  
TOTAL REQ'D: 1

HEAD OFFICE  
ARCH. REF. 1/500-A-621  
HW SET: -

YKK YCW 750 OG SERIES CW  
YKK 35D MEDIUM STILE ENTRANCE  
FINISH: 2-COAT PAINTED DURANAR SUNSTORM  
WHITE

### ARCHITECT:

ATLAS COLLABORATIVE  
5185 PEACHTREE PARKWAY, BLDG 1200  
SUITE 280  
PEACHTREE CORNERS, GEORGIA 30092

ARCHITECT NOTE:  
ALL NOTES REQUESTING VERIFICATION,  
CONFIRMATION, OR INFORMATION THAT ARE  
NOT ANSWERED ARE ASSUMED TO BE  
CORRECT AS SHOWN ON THESE DRAWINGS.

### STAMPS/ SUBMITTALS:

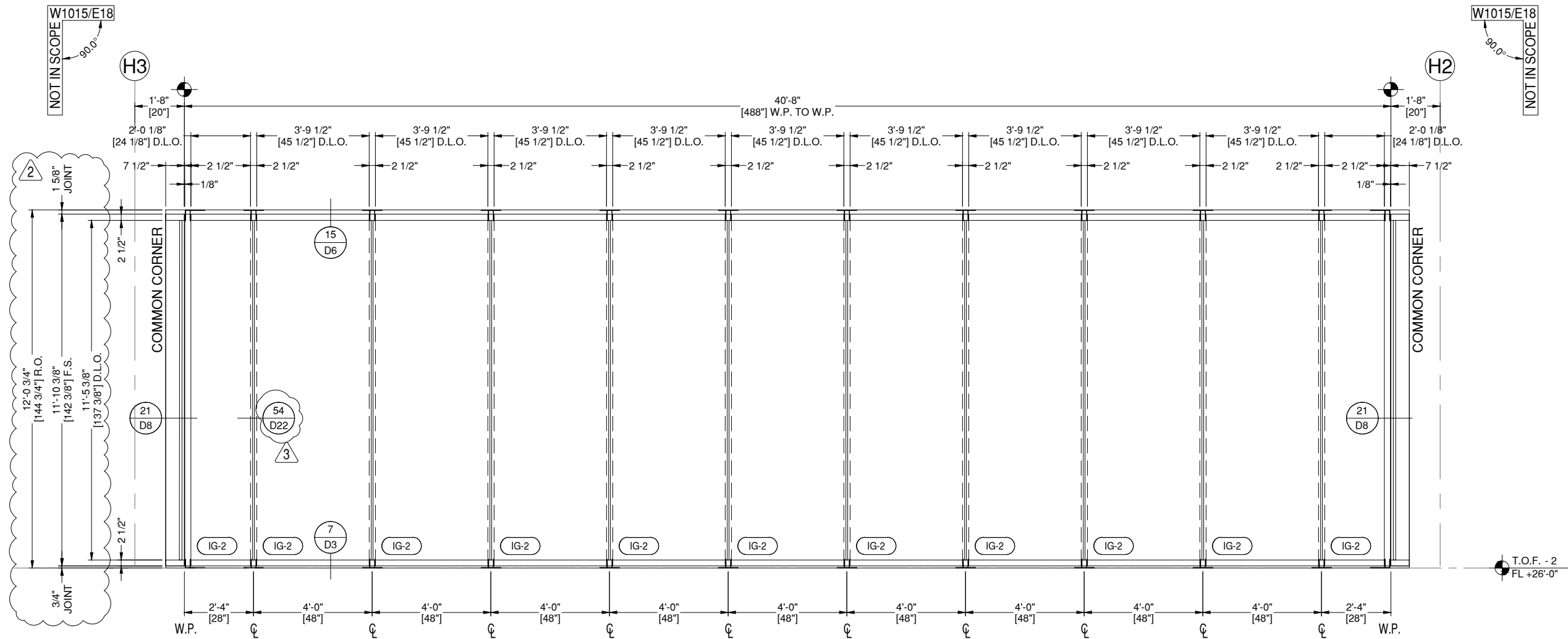
REVISION	DATE
0	11.29.23
1	12.21.23
2	02.01.24
3	02.28.24
4	04.08.24

PROJECT NUMBER:  
**23-275**

PROJECT NAME:  
**HYUNDAI - HMGMA**

SHEET DESCRIPTION:  
**ELEVATIONS**

SHEET:  
**E18**



**W1015**  
**E18** ELEVATION W1015

DRAWING SCALE  
24x36: 1/2" = 1'-0"  
11x17: 1/4" = 1'-0"

THUS REQ'D: 1  
OPP REQ'D: 0  
TOTAL REQ'D: 1

HEAD OFFICE

ARCH. REF.  
3/500-A-620

**3** YKK YCW 750 SSG SERIES CW  
FINISH: 2-COAT PAINTED DURANAR SUNSTORM  
WHITE

### ARCHITECT:

ATLAS COLLABORATIVE  
 5185 PEACHTREE PARKWAY, BLDG 1200  
 SUITE 280  
 PEACHTREE CORNERS, GEORGIA 30092

ARCHITECT NOTE:  
 ALL NOTES REQUESTING VERIFICATION,  
 CONFIRMATION, OR INFORMATION THAT ARE  
 NOT ANSWERED ARE ASSUMED TO BE  
 CORRECT AS SHOWN ON THESE DRAWINGS.

### STAMPS/ SUBMITTALS:

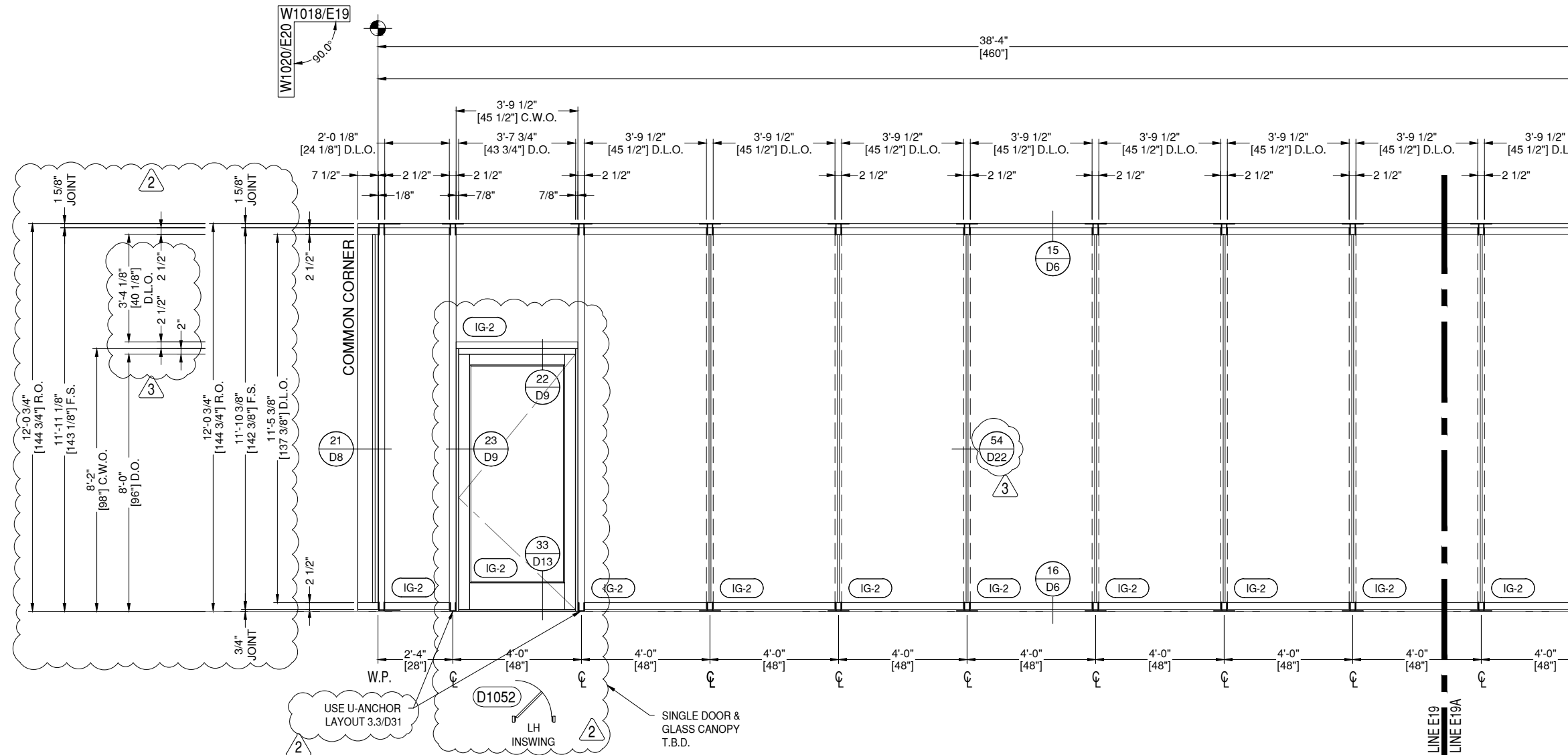
REVISION	DATE
0	11.29.23
1	12.21.23
2	02.01.24
3	02.28.24
4	04.08.24

PROJECT NUMBER:  
**23-275**

PROJECT NAME:  
**HYUNDAI - HMGMA**

SHEET DESCRIPTION:  
**ELEVATIONS**

SHEET:  
**E19**



**W1018 ELEVATION W1018**  
**E19**  
 DRAWING SCALE  
 24x36: 1/2" = 1'-0"  
 11x17: 1/4" = 1'-0"

THUS REQ'D: 1  
 OPP REQ'D: 0  
 TOTAL REQ'D: 1

HEAD OFFICE

ARCH. REF.  
 1/500-A-622

HW SET:  
 02

**3** YKK YCW 750 SSG SERIES CW  
 YKK 35D MEDIUM STILE ENTRANCE  
 FINISH: 2-COAT PAINTED DURANAR SUNSTORM  
 WHITE

**ARCHITECT:**

ATLAS COLLABORATIVE  
5185 PEACHTREE PARKWAY, BLDG 1200  
SUITE 280  
PEACHTREE CORNERS, GEORGIA 30092

ARCHITECT NOTE:  
ALL NOTES REQUESTING VERIFICATION,  
CONFIRMATION, OR INFORMATION THAT ARE  
NOT ANSWERED ARE ASSUMED TO BE  
CORRECT AS SHOWN ON THESE DRAWINGS.

**STAMPS/  
SUBMITTALS:**

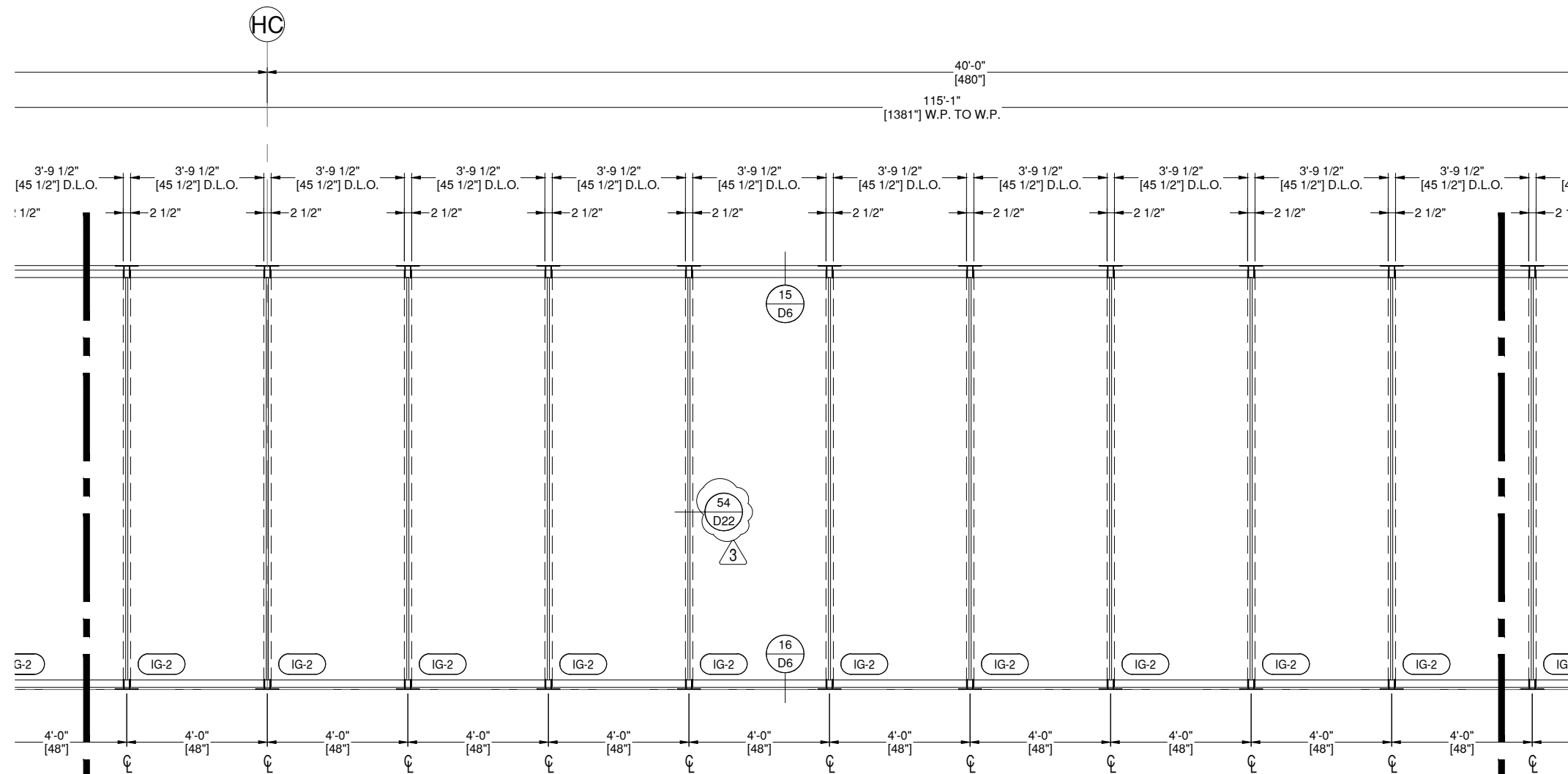
REVISION	DATE
0	11.29.23
1	12.21.23
2	02.01.24
3	02.28.24
4	04.08.24

PROJECT NUMBER:  
**23-275**

PROJECT NAME:  
**HYUNDAI - HMGMA**

SHEET DESCRIPTION:  
**ELEVATIONS**

SHEET:  
**E19A**



**W1018 ELEVATION W1018**  
**E19A**

DRAWING SCALE  
24x36: 1/2" = 1'-0"  
11x17: 1/4" = 1'-0"

THUS REQ'D: 1  
OPP REQ'D: 0  
TOTAL REQ'D: 1

HEAD OFFICE

ARCH. REF.  
1/500-A-622

**3** YKK YCW 750 SSG SERIES CW  
YKK 35D MEDIUM STILE ENTRANCE  
FINISH: 2-COAT PAINTED DURANAR SUNSTORM  
WHITE

### ARCHITECT:

ATLAS COLLABORATIVE  
5185 PEACHTREE PARKWAY, BLDG 1200  
SUITE 280  
PEACHTREE CORNERS, GEORGIA 30092

ARCHITECT NOTE:  
ALL NOTES REQUESTING VERIFICATION,  
CONFIRMATION, OR INFORMATION THAT ARE  
NOT ANSWERED ARE ASSUMED TO BE  
CORRECT AS SHOWN ON THESE DRAWINGS.

### STAMPS/ SUBMITTALS:

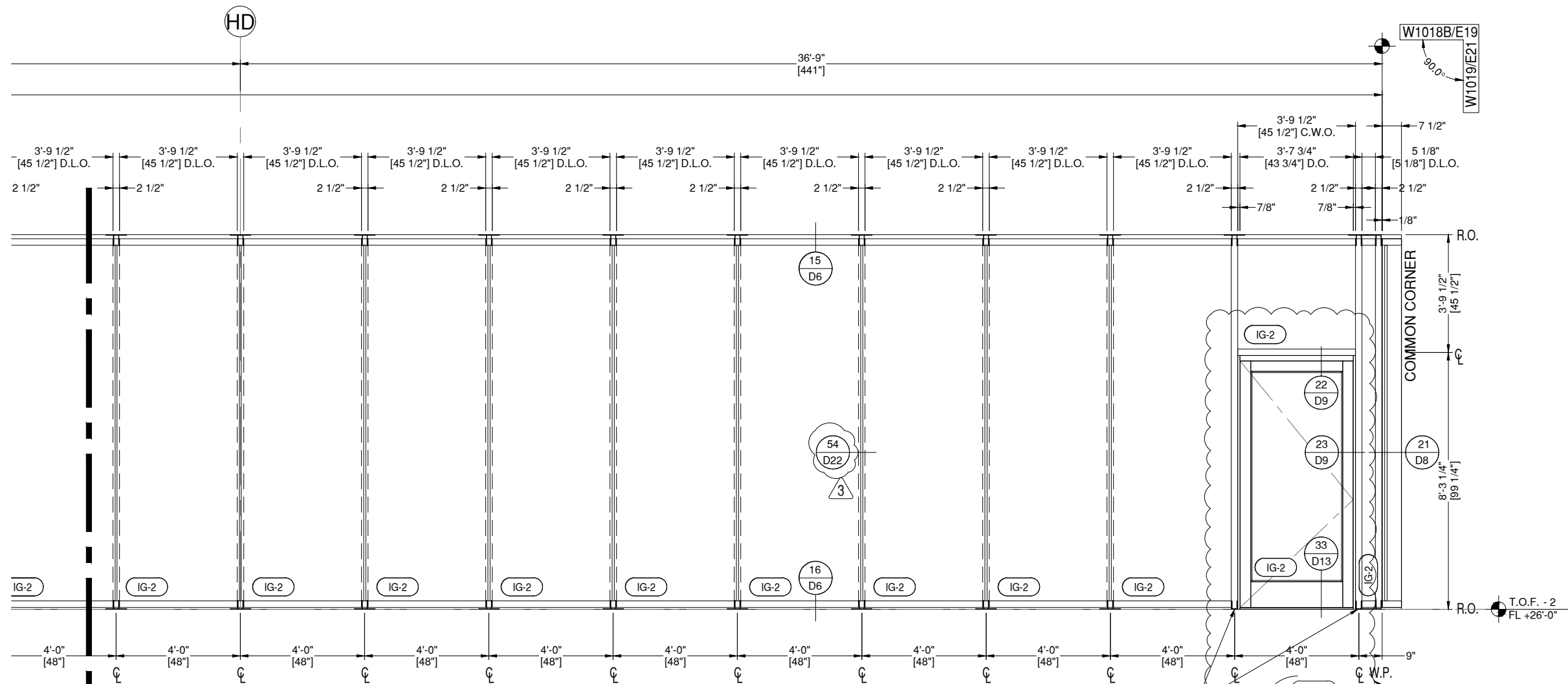
REVISION	DATE
0	11.29.23
1	12.21.23
2	02.01.24
3	02.28.24
4	04.08.24

PROJECT NUMBER:  
**23-275**

PROJECT NAME:  
**HYUNDAI - HMGMA**

SHEET DESCRIPTION:  
**ELEVATIONS**

SHEET:  
**E19B**



**W1018** ELEVATION W1018  
**E19B** DRAWING SCALE  
24x36: 1/2" = 1'-0"  
11x17: 1/4" = 1'-0"

THUS REQ'D:	1
OPP REQ'D:	0
TOTAL REQ'D:	1

HEAD OFFICE  
ARCH. REF.  
1/500-A-622  
HW SET:  
02

3 YKK YCW 750 SSG SERIES CW  
YKK 35D MEDIUM STILE ENTRANCE  
FINISH: 2-COAT PAINTED DURANAR SUNSTORM  
WHITE

### ARCHITECT:

ATLAS COLLABORATIVE  
5185 PEACHTREE PARKWAY, BLDG 1200  
SUITE 280  
PEACHTREE CORNERS, GEORGIA 30092

ARCHITECT NOTE:  
ALL NOTES REQUESTING VERIFICATION,  
CONFIRMATION, OR INFORMATION THAT ARE  
NOT ANSWERED ARE ASSUMED TO BE  
CORRECT AS SHOWN ON THESE DRAWINGS.

### STAMPS/ SUBMITTALS:

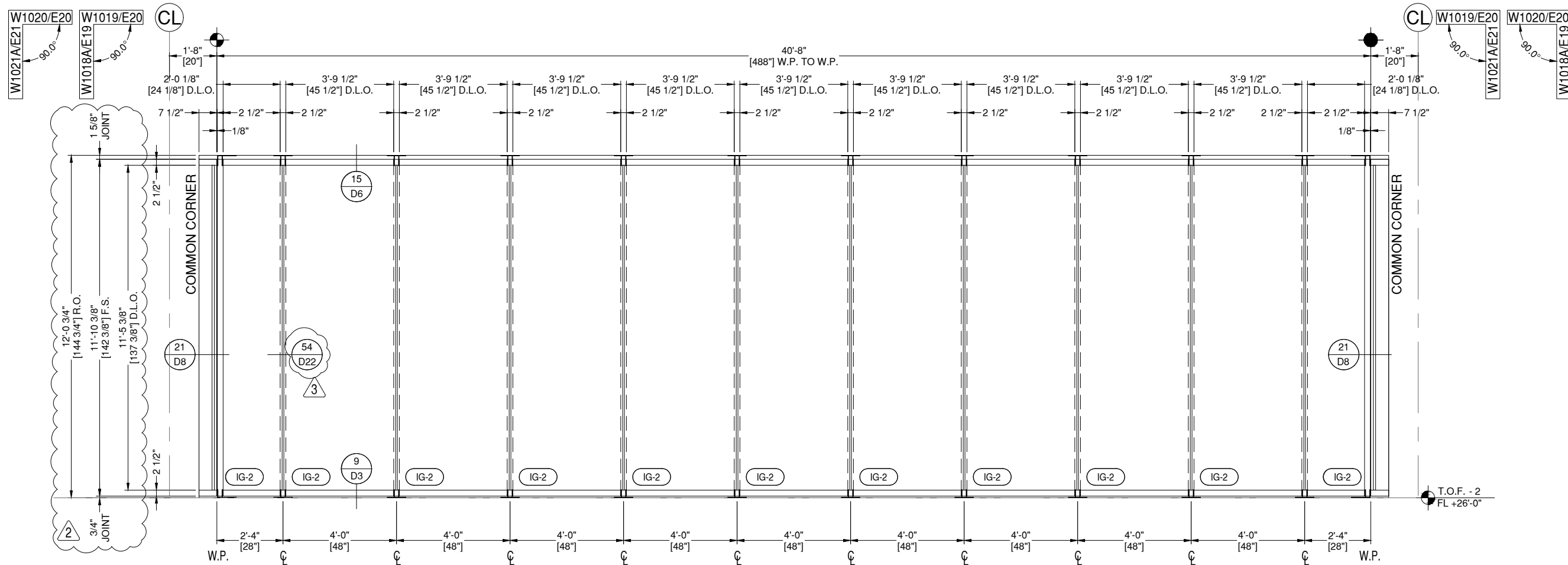
REVISION	DATE
0	11.29.23
1	12.21.23
2	02.01.24
3	02.28.24
4	04.08.24

PROJECT NUMBER:  
**23-275**

PROJECT NAME:  
**HYUNDAI - HMGMA**

SHEET DESCRIPTION:  
**ELEVATIONS**

SHEET:  
**E20**



**W1019 ELEVATION W1019**  
**E20** DRAWING SCALE  
24x36: 1/2" = 1'-0"  
11x17: 1/4" = 1'-0"

THUS REQ'D: 1  
OPP REQ'D: 0  
TOTAL REQ'D: 1

HEAD OFFICE  
ARCH. REF.  
2/500-A-622

**3** YKK YCW 750 SSG SERIES CW  
FINISH: 2-COAT PAINTED DURANAR SUNSTORM  
WHITE

**W1020 ELEVATION W1020**  
**E20** DRAWING SCALE  
24x36: 1/2" = 1'-0"  
11x17: 1/4" = 1'-0"

THUS REQ'D: 1  
OPP REQ'D: 0  
TOTAL REQ'D: 1

HEAD OFFICE  
ARCH. REF.  
3/500-A-622

**3** YKK YCW 750 SSG SERIES CW  
FINISH: 2-COAT PAINTED DURANAR SUNSTORM  
WHITE

## ARCHITECT:

ATLAS COLLABORATIVE  
5185 PEACHTREE PARKWAY, BLDG 1200  
SUITE 280  
PEACHTREE CORNERS, GEORGIA 30092

ARCHITECT NOTE:  
ALL NOTES REQUESTING VERIFICATION,  
CONFIRMATION, OR INFORMATION THAT ARE  
NOT ANSWERED ARE ASSUMED TO BE  
CORRECT AS SHOWN ON THESE DRAWINGS.

## STAMPS/ SUBMITTALS:

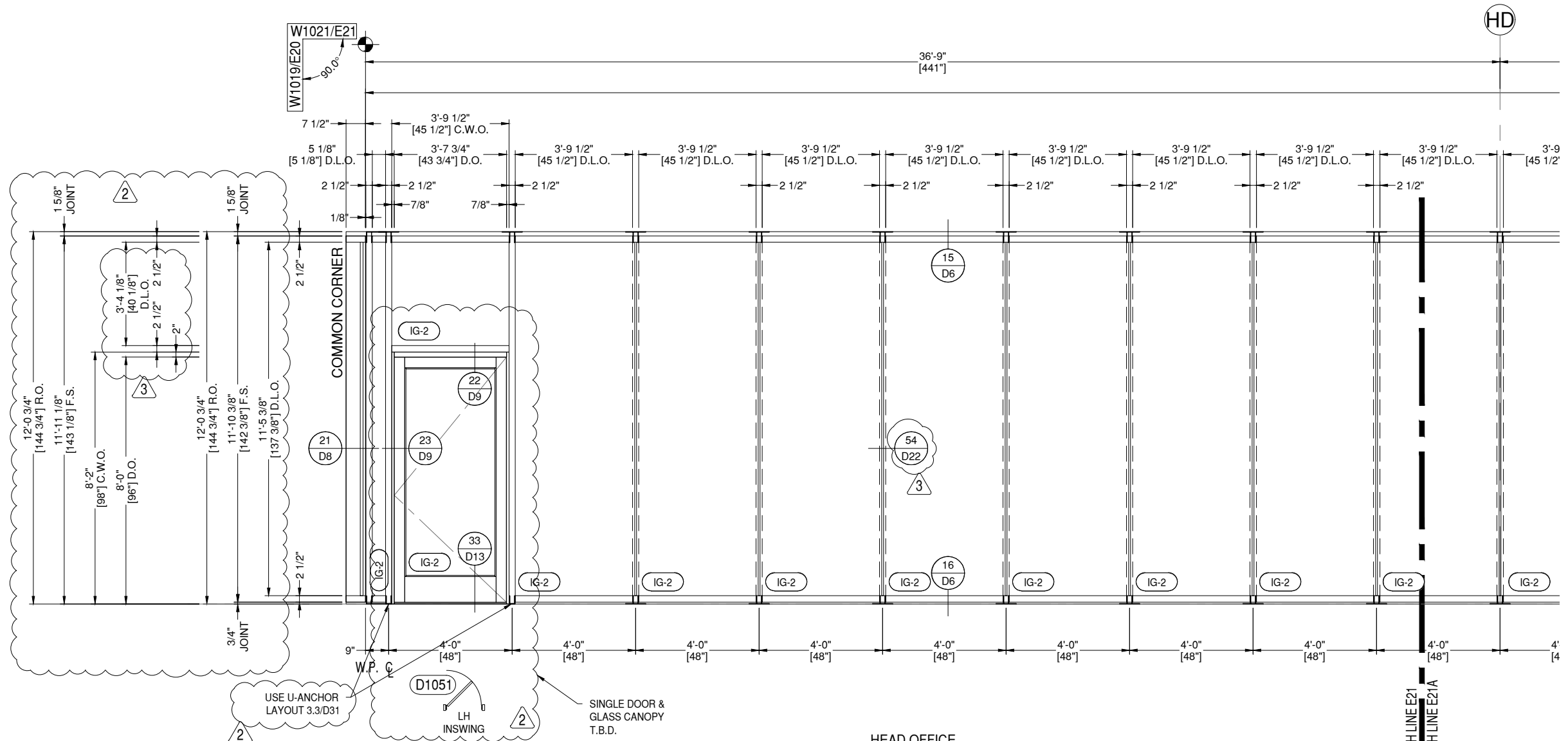
REVISION	DATE
0	11.29.23
1	12.21.23
2	02.01.24
3	02.28.24
4	04.08.24

PROJECT NUMBER:  
**23-275**

PROJECT NAME:  
**HYUNDAI - HMGMA**

SHEET DESCRIPTION:  
**ELEVATIONS**

SHEET:  
**E21**



**W1021 ELEVATION W1021**  
**E21**  
DRAWING SCALE  
24x36: 1/2" = 1'-0"  
11x17: 1/4" = 1'-0"

THUS REQ'D: 1  
OPP REQ'D: 0  
TOTAL REQ'D: 1

HEAD OFFICE  
ARCH. REF. 4/500-A-622  
HW SET: 02

3 YKK YCW 750 SSG SERIES CW  
YKK 35D MEDIUM STILE ENTRANCE  
FINISH: 2-COAT PAINTED DURANAR SUNSTORM  
WHITE

**ARCHITECT:**

ATLAS COLLABORATIVE  
 5185 PEACHTREE PARKWAY, BLDG 1200  
 SUITE 280  
 PEACHTREE CORNERS, GEORGIA 30092

ARCHITECT NOTE:  
 ALL NOTES REQUESTING VERIFICATION,  
 CONFIRMATION, OR INFORMATION THAT ARE  
 NOT ANSWERED ARE ASSUMED TO BE  
 CORRECT AS SHOWN ON THESE DRAWINGS.

**STAMPS/  
 SUBMITTALS:**

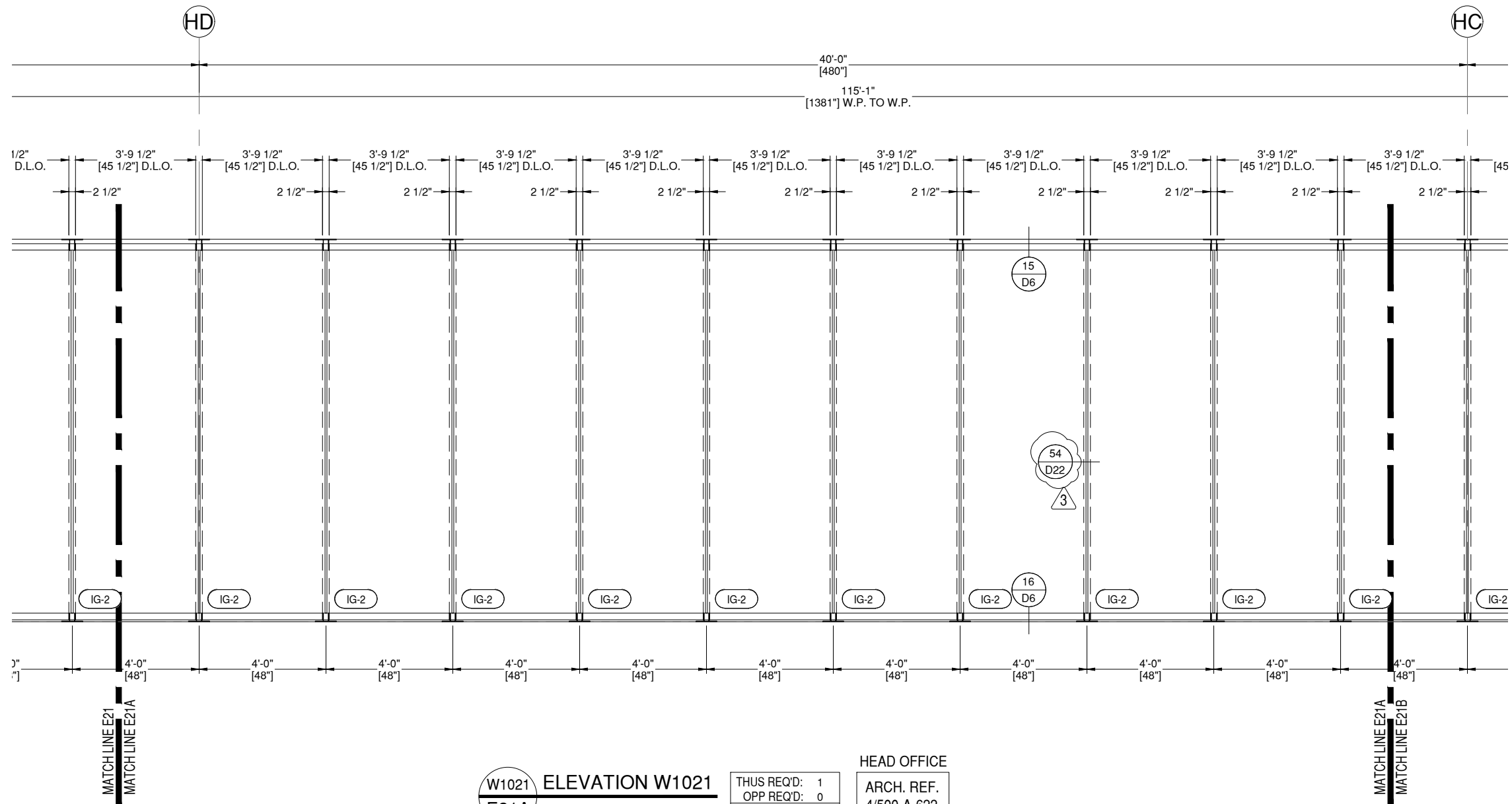
REVISION	DATE
0	11.29.23
1	12.21.23
2	02.01.24
3	02.28.24
4	04.08.24

PROJECT NUMBER:  
**23-275**

PROJECT NAME:  
**HYUNDAI - HMGMA**

SHEET DESCRIPTION:  
**ELEVATIONS**

SHEET:  
**E21A**



**W1021 ELEVATION W1021**  
**E21A** DRAWING SCALE  
 24x36: 1/2" = 1'-0"  
 11x17: 1/4" = 1'-0"

HEAD OFFICE  
 ARCH. REF.  
 4/500-A-622

THUS REQ'D: 1  
 OPP REQ'D: 0  
 TOTAL REQ'D: 1

3 YKK YCW 750 SSG SERIES CW  
 YKK 35D MEDIUM STILE ENTRANCE  
 FINISH: 2-COAT PAINTED DURANAR SUNSTORM  
 WHITE

## ARCHITECT:

ATLAS COLLABORATIVE

5185 PEACHTREE PARKWAY, BLDG 1200  
SUITE 280  
PEACHTREE CORNERS, GEORGIA 30092

ARCHITECT NOTE:  
ALL NOTES REQUESTING VERIFICATION,  
CONFIRMATION, OR INFORMATION THAT ARE  
NOT ANSWERED ARE ASSUMED TO BE  
CORRECT AS SHOWN ON THESE DRAWINGS.

## STAMPS/ SUBMITTALS:

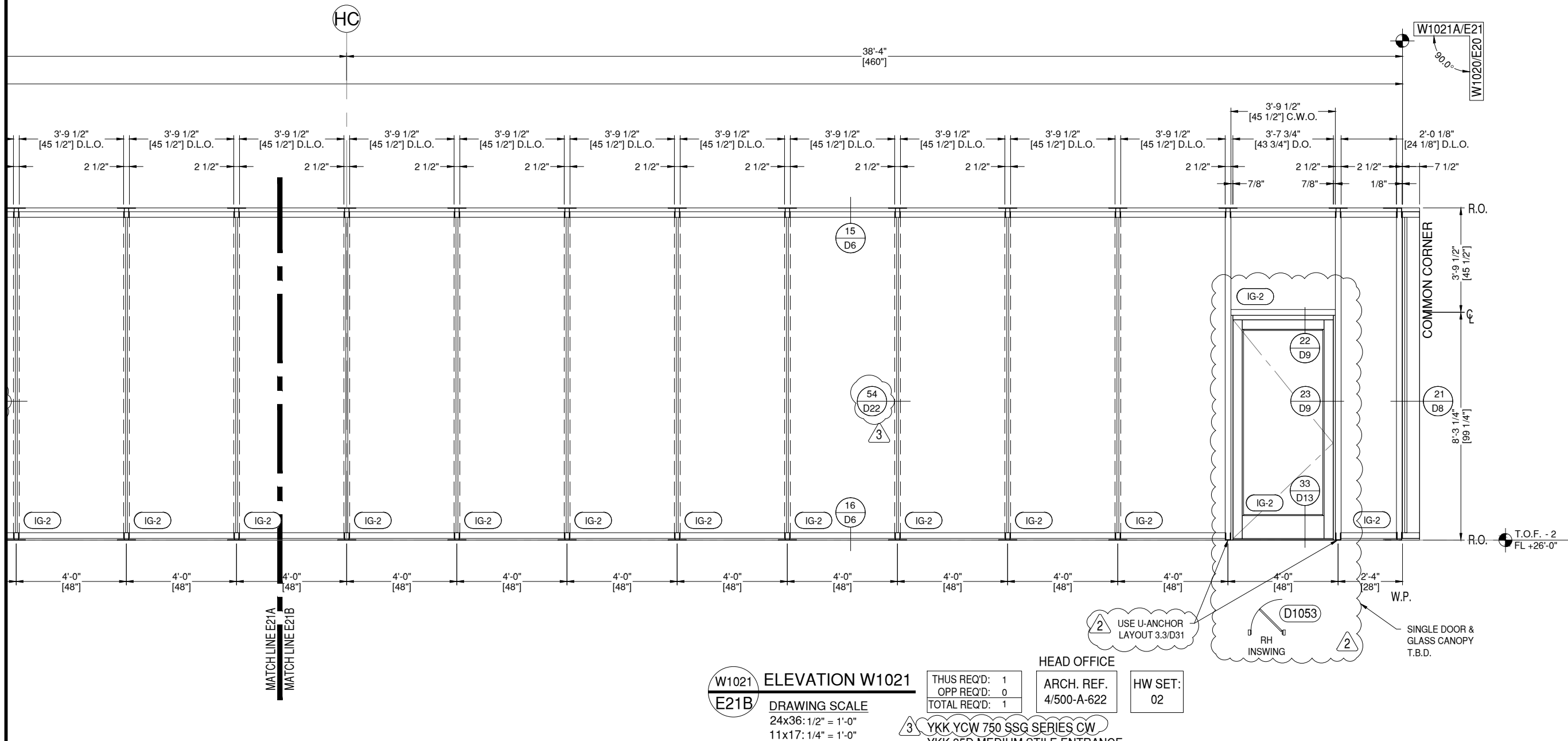
REVISION	DATE
0	11.29.23
1	12.21.23
2	02.01.24
3	02.28.24
4	04.08.24

PROJECT NUMBER:  
**23-275**

PROJECT NAME:  
**HYUNDAI - HMGMA**

SHEET DESCRIPTION:  
**ELEVATIONS**

SHEET:  
**E21B**



**W1021** ELEVATION W1021  
**E21B** DRAWING SCALE  
24x36: 1/2" = 1'-0"  
11x17: 1/4" = 1'-0"

THUS REQD: 1  
OPP REQD: 0  
TOTAL REQD: 1

ARCH. REF. 4/500-A-622

HW SET: 02

3 YKK YCW 750 SSG SERIES CW  
YKK 35D MEDIUM STILE ENTRANCE  
FINISH: 2-COAT PAINTED DURANAR SUNSTORM  
WHITE

2 USE U-ANCHOR  
LAYOUT 3.3/D31

SINGLE DOOR &  
GLASS CANOPY  
T.B.D.

T.O.F. -2  
FL +26'-0"

### ARCHITECT:

ATLAS COLLABORATIVE  
5185 PEACHTREE PARKWAY, BLDG 1200  
SUITE 280  
PEACHTREE CORNERS, GEORGIA 30092

ARCHITECT NOTE:  
ALL NOTES REQUESTING VERIFICATION,  
CONFIRMATION, OR INFORMATION THAT ARE  
NOT ANSWERED ARE ASSUMED TO BE  
CORRECT AS SHOWN ON THESE DRAWINGS.

### STAMPS/ SUBMITTALS:


REVISION	DATE
0	11.29.23
1	12.21.23
2	02.01.24
3	02.28.24
4	04.08.24

PROJECT NUMBER:  
**23-275**

PROJECT NAME:  
**HYUNDAI - HMGMA**

SHEET DESCRIPTION:  
**ELEVATIONS**

SHEET:  
**E22**



### ARCHITECT:

ATLAS COLLABORATIVE  
5185 PEACHTREE PARKWAY, BLDG 1200  
SUITE 280  
PEACHTREE CORNERS, GEORGIA 30092

ARCHITECT NOTE:  
ALL NOTES REQUESTING VERIFICATION,  
CONFIRMATION, OR INFORMATION THAT ARE  
NOT ANSWERED ARE ASSUMED TO BE  
CORRECT AS SHOWN ON THESE DRAWINGS.

### STAMPS/ SUBMITTALS:


REVISION	DATE
0	11.29.23
1	12.21.23
2	02.01.24
3	02.28.24
4	04.08.24

PROJECT NUMBER:  
**23-275**

PROJECT NAME:  
**HYUNDAI - HMGMA**

SHEET DESCRIPTION:  
**ELEVATIONS**

SHEET:  
**E23**



## ARCHITECT:

ATLAS COLLABORATIVE  
5185 PEACHTREE PARKWAY, BLDG 1200  
SUITE 280  
PEACHTREE CORNERS, GEORGIA 30092

ARCHITECT NOTE:  
ALL NOTES REQUESTING VERIFICATION,  
CONFIRMATION, OR INFORMATION THAT ARE  
NOT ANSWERED ARE ASSUMED TO BE  
CORRECT AS SHOWN ON THESE DRAWINGS.

## STAMPS/ SUBMITTALS:


REVISION	DATE
0	11.29.23
1	12.21.23
2	02.01.24
3	02.28.24
4	04.08.24

PROJECT NUMBER:  
**23-275**

PROJECT NAME:  
**HYUNDAI - HMGMA**

SHEET DESCRIPTION:  
**ELEVATIONS**

SHEET:  
**E24**



## ARCHITECT:

ATLAS COLLABORATIVE  
5185 PEACHTREE PARKWAY, BLDG 1200  
SUITE 280  
PEACHTREE CORNERS, GEORGIA 30092

ARCHITECT NOTE:  
ALL NOTES REQUESTING VERIFICATION,  
CONFIRMATION, OR INFORMATION THAT ARE  
NOT ANSWERED ARE ASSUMED TO BE  
CORRECT AS SHOWN ON THESE DRAWINGS.

## STAMPS/ SUBMITTALS:


REVISION	DATE
0	11.29.23
1	12.21.23
2	02.01.24
3	02.28.24
4	04.08.24

PROJECT NUMBER:  
**23-275**

PROJECT NAME:  
**HYUNDAI - HMGMA**

SHEET DESCRIPTION:  
**ELEVATIONS**

SHEET:  
**E25**



## ARCHITECT:

ATLAS COLLABORATIVE  
5185 PEACHTREE PARKWAY, BLDG 1200  
SUITE 280  
PEACHTREE CORNERS, GEORGIA 30092

ARCHITECT NOTE:  
ALL NOTES REQUESTING VERIFICATION,  
CONFIRMATION, OR INFORMATION THAT ARE  
NOT ANSWERED ARE ASSUMED TO BE  
CORRECT AS SHOWN ON THESE DRAWINGS.

## STAMPS/ SUBMITTALS:


REVISION	DATE
0	11.29.23
1	12.21.23
2	02.01.24
3	02.28.24
4	04.08.24

PROJECT NUMBER:  
**23-275**

PROJECT NAME:  
**HYUNDAI - HMGMA**

SHEET DESCRIPTION:  
**ELEVATIONS**

SHEET:  
**E26**



## ARCHITECT:

ATLAS COLLABORATIVE  
5185 PEACHTREE PARKWAY, BLDG 1200  
SUITE 280  
PEACHTREE CORNERS, GEORGIA 30092

ARCHITECT NOTE:  
ALL NOTES REQUESTING VERIFICATION,  
CONFIRMATION, OR INFORMATION THAT ARE  
NOT ANSWERED ARE ASSUMED TO BE  
CORRECT AS SHOWN ON THESE DRAWINGS.

## STAMPS/ SUBMITTALS:


REVISION	DATE
0	11.29.23
1	12.21.23
2	02.01.24
3	02.28.24
4	04.08.24

PROJECT NUMBER:  
**23-275**

PROJECT NAME:  
**HYUNDAI - HMGMA**

SHEET DESCRIPTION:  
**ELEVATIONS**

SHEET:  
**E27**



**ARCHITECT:**

ATLAS COLLABORATIVE

5185 PEACHTREE PARKWAY, BLDG 1200  
SUITE 280  
PEACHTREE CORNERS, GEORGIA 30092

ARCHITECT NOTE:  
ALL NOTES REQUESTING VERIFICATION,  
CONFIRMATION, OR INFORMATION THAT ARE  
NOT ANSWERED ARE ASSUMED TO BE  
CORRECT AS SHOWN ON THESE DRAWINGS.

**STAMPS/  
SUBMITTALS:**


REVISION	DATE
0	11.29.23
1	12.21.23
2	02.01.24
3	02.28.24
4	04.08.24

PROJECT NUMBER:  
**23-275**

PROJECT NAME:  
**HYUNDAI - HMGMA**

SHEET DESCRIPTION:  
**ELEVATIONS**

SHEET:  
**E28**



### ARCHITECT:

ATLAS COLLABORATIVE  
5185 PEACHTREE PARKWAY, BLDG 1200  
SUITE 280  
PEACHTREE CORNERS, GEORGIA 30092

ARCHITECT NOTE:  
ALL NOTES REQUESTING VERIFICATION,  
CONFIRMATION, OR INFORMATION THAT ARE  
NOT ANSWERED ARE ASSUMED TO BE  
CORRECT AS SHOWN ON THESE DRAWINGS.

### STAMPS/ SUBMITTALS:


REVISION	DATE
0	11.29.23
1	12.21.23
2	02.01.24
3	02.28.24
4	04.08.24

PROJECT NUMBER:  
**23-275**

PROJECT NAME:  
**HYUNDAI - HMGMA**

SHEET DESCRIPTION:  
**ELEVATIONS**

SHEET:  
**E29**



### ARCHITECT:

ATLAS COLLABORATIVE  
5185 PEACHTREE PARKWAY, BLDG 1200  
SUITE 280  
PEACHTREE CORNERS, GEORGIA 30092

ARCHITECT NOTE:  
ALL NOTES REQUESTING VERIFICATION,  
CONFIRMATION, OR INFORMATION THAT ARE  
NOT ANSWERED ARE ASSUMED TO BE  
CORRECT AS SHOWN ON THESE DRAWINGS.

### STAMPS/ SUBMITTALS:


REVISION	DATE
0	11.29.23
1	12.21.23
2	02.01.24
3	02.28.24
4	04.08.24

PROJECT NUMBER:  
**23-275**

PROJECT NAME:  
**HYUNDAI - HMGMA**

SHEET DESCRIPTION:  
**ELEVATIONS**

SHEET:  
**E30**

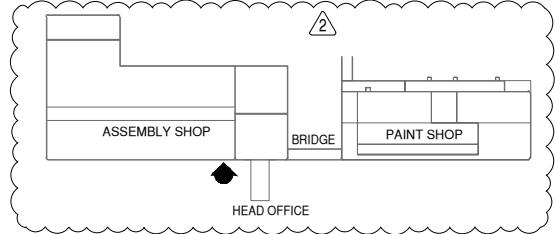
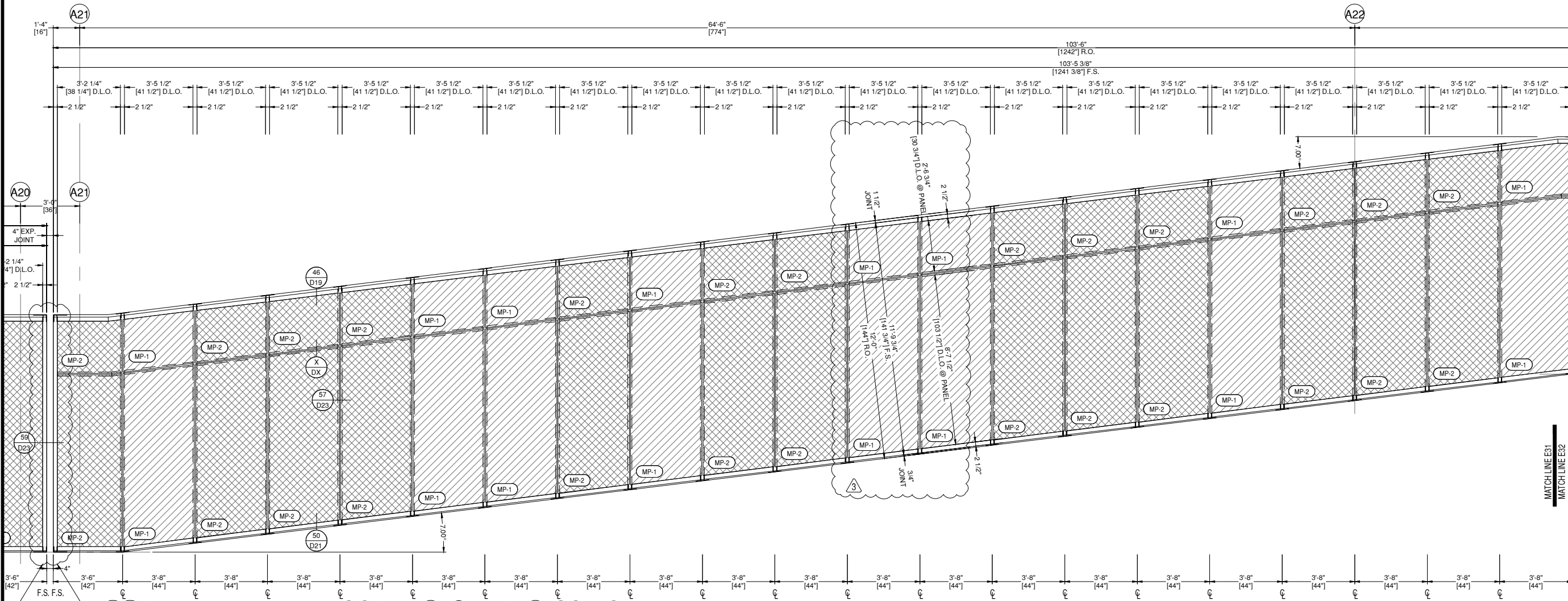


### ARCHITECT:

ATLAS COLLABORATIVE  
 5185 PEACHTREE PARKWAY, BLDG 1200  
 SUITE 280  
 PEACHTREE CORNERS, GEORGIA 30092

ARCHITECT NOTE:  
 ALL NOTES REQUESTING VERIFICATION,  
 CONFIRMATION, OR INFORMATION THAT ARE  
 NOT ANSWERED ARE ASSUMED TO BE  
 CORRECT AS SHOWN ON THESE DRAWINGS.

### STAMPS/ SUBMITTALS:



**W2036** ELEVATION W2036  
**E31** DRAWING SCALE  
 24x36: N.T.S.  
 11x17: N.T.S.

ASSEMBLY  
 THUS REQD: 1  
 OPP REQD: 0  
 TOTAL REQD: 1  
 YKK YCW 750 SSG SERIES CW  
 FINISH: 2-COAT PAINTED DURANAR SUNSTORM WHITE

REVISION	DATE
0	11.29.23
1	12.21.23
2	02.01.24
3	02.28.24
4	04.08.24

PROJECT NUMBER:  
**23-275**

PROJECT NAME:  
**HYUNDAI - HMGMA**

SHEET DESCRIPTION:  
**ELEVATIONS**

SHEET:  
**E31**

### ARCHITECT:

ATLAS COLLABORATIVE  
5185 PEACHTREE PARKWAY, BLDG 1200  
SUITE 280  
PEACHTREE CORNERS, GEORGIA 30092

ARCHITECT NOTE:  
ALL NOTES REQUESTING VERIFICATION,  
CONFIRMATION, OR INFORMATION THAT ARE  
NOT ANSWERED ARE ASSUMED TO BE  
CORRECT AS SHOWN ON THESE DRAWINGS.

### STAMPS/ SUBMITTALS:

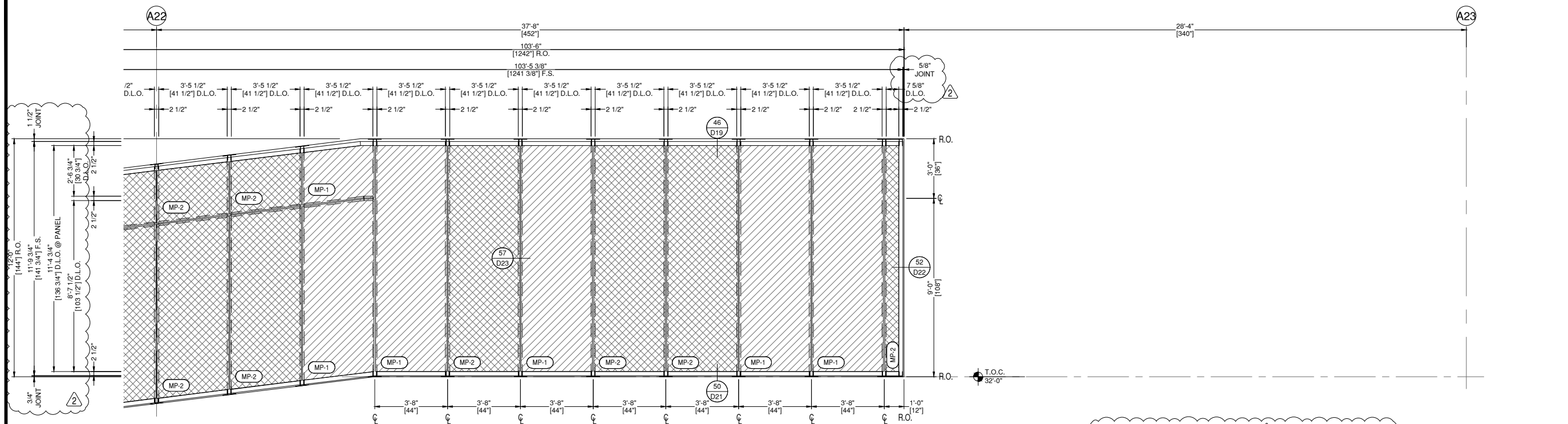
REVISION	DATE
0	11.29.23
1	12.21.23
2	02.01.24
3	02.28.24
4	04.08.24

PROJECT NUMBER:  
**23-275**

PROJECT NAME:  
**HYUNDAI - HMGMA**

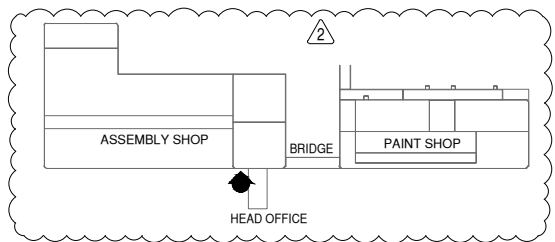
SHEET DESCRIPTION:  
**ELEVATIONS**

SHEET:  
**E32**




**W2036 ELEVATION W2036**  
**E32** DRAWING SCALE  
24x36: N.T.S.  
11x17: N.T.S.

ASSEMBLY  
THUS REQ'D: 1  
OPP REQ'D: 0  
TOTAL REQ'D: 1  
YKK YCW 750 SSG SERIES CW  
FINISH: 2-COAT PAINTED DURANAR SUNSTORM WHITE

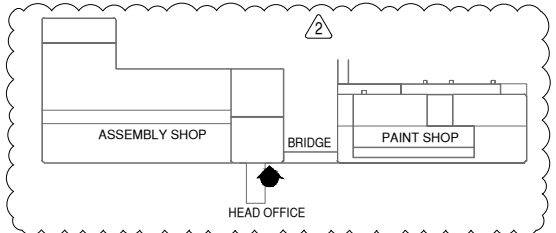


MATCH LINE E31  
MATCH LINE E32



**W2037 ELEVATION W2037**  
**E32** DRAWING SCALE  
24x36: N.T.S.  
11x17: N.T.S.

ASSEMBLY  
THUS REQ'D: 1  
OPP REQ'D: 0  
TOTAL REQ'D: 1  
YKK YCW 750 SSG SERIES CW  
FINISH: 2-COAT PAINTED DURANAR SUNSTORM WHITE



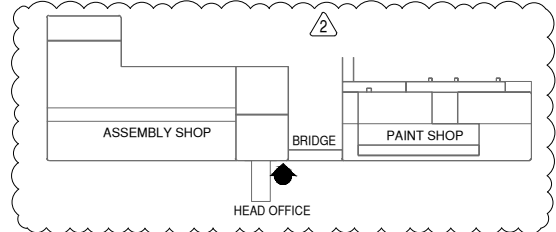
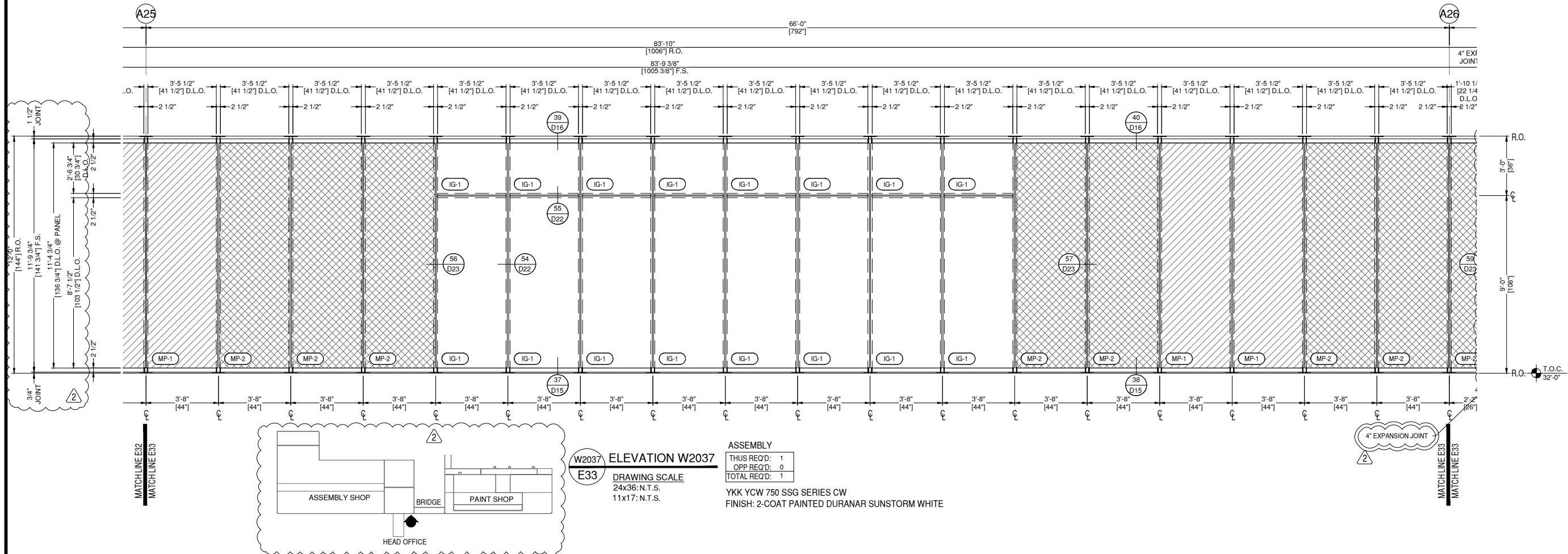
MATCH LINE E32  
MATCH LINE E33

## ARCHITECT:

ATLAS COLLABORATIVE  
 5185 PEACHTREE PARKWAY, BLDG 1200  
 SUITE 280  
 PEACHTREE CORNERS, GEORGIA 30092

ARCHITECT NOTE:  
 ALL NOTES REQUESTING VERIFICATION,  
 CONFIRMATION, OR INFORMATION THAT ARE  
 NOT ANSWERED ARE ASSUMED TO BE  
 CORRECT AS SHOWN ON THESE DRAWINGS.

## STAMPS/ SUBMITTALS:



**W2037** ELEVATION W2037  
**E33** DRAWING SCALE  
 24x36: N.T.S.  
 11x17: N.T.S.

ASSEMBLY  
 THUS REQ'D: 1  
 OPP REQ'D: 0  
 TOTAL REQ'D: 1  
 YKK YCW 750 SSG SERIES CW  
 FINISH: 2-COAT PAINTED DURANAR SUNSTORM WHITE

REVISION	DATE
0	11.29.23
1	12.21.23
2	02.01.24
3	02.28.24
4	04.08.24

PROJECT NUMBER:  
**23-275**

PROJECT NAME:  
**HYUNDAI - HMGMA**

SHEET DESCRIPTION:  
**ELEVATIONS**

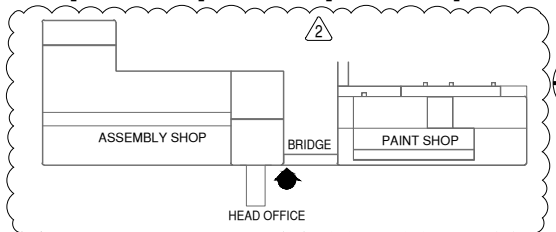
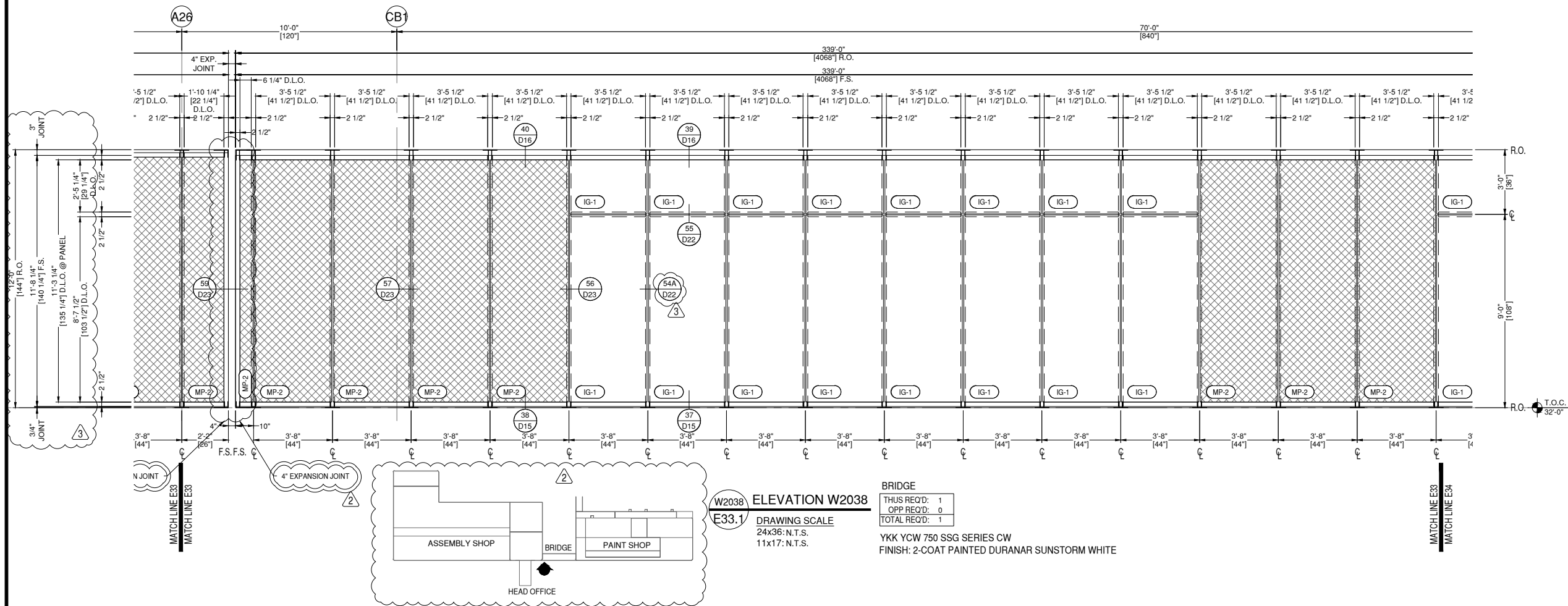
SHEET:  
**E33**

## ARCHITECT:

ATLAS COLLABORATIVE  
 5185 PEACHTREE PARKWAY, BLDG 1200  
 SUITE 280  
 PEACHTREE CORNERS, GEORGIA 30092

ARCHITECT NOTE:  
 ALL NOTES REQUESTING VERIFICATION,  
 CONFIRMATION, OR INFORMATION THAT ARE  
 NOT ANSWERED ARE ASSUMED TO BE  
 CORRECT AS SHOWN ON THESE DRAWINGS.

## STAMPS/ SUBMITTALS:



**W2038** ELEVATION W2038  
**E33.1** DRAWING SCALE  
 24x36: N.T.S.  
 11x17: N.T.S.

BRIDGE  
 THUS REQ'D: 1  
 OPP REQ'D: 0  
 TOTAL REQ'D: 1  
 YKK YCW 750 SSG SERIES CW  
 FINISH: 2-COAT PAINTED DURANAR SUNSTORM WHITE

REVISION	DATE
0	11.29.23
1	12.21.23
2	02.01.24
3	02.28.24
4	04.08.24

PROJECT NUMBER:  
**23-275**

PROJECT NAME:  
**HYUNDAI - HMGMA**

SHEET DESCRIPTION:  
**ELEVATIONS**

SHEET:  
**E33.1**

## ARCHITECT:

ATLAS COLLABORATIVE  
5185 PEACHTREE PARKWAY, BLDG 1200  
SUITE 280  
PEACHTREE CORNERS, GEORGIA 30092

ARCHITECT NOTE:  
ALL NOTES REQUESTING VERIFICATION,  
CONFIRMATION, OR INFORMATION THAT ARE  
NOT ANSWERED ARE ASSUMED TO BE  
CORRECT AS SHOWN ON THESE DRAWINGS.

## STAMPS/ SUBMITTALS:

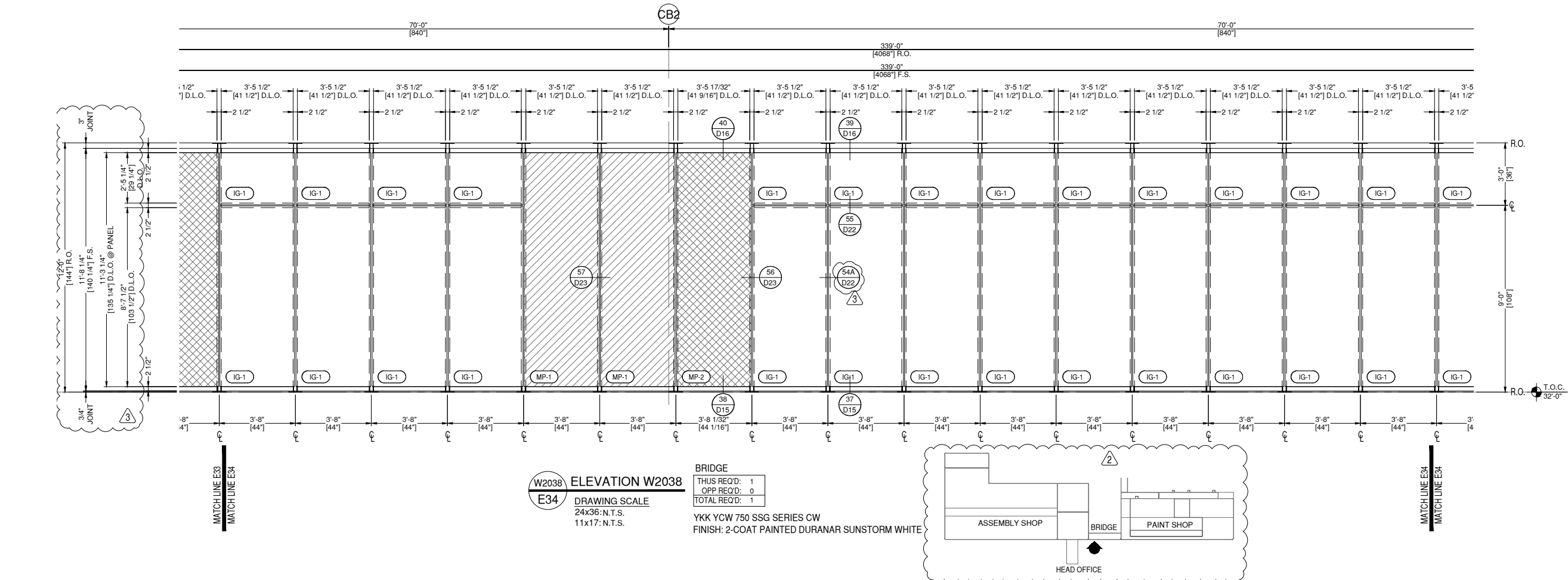
REVISION	DATE
0	11.29.23
1	12.21.23
2	02.01.24
3	02.28.24
4	04.08.24

PROJECT NUMBER:  
**23-275**

PROJECT NAME:  
**HYUNDAI - HMGMA**

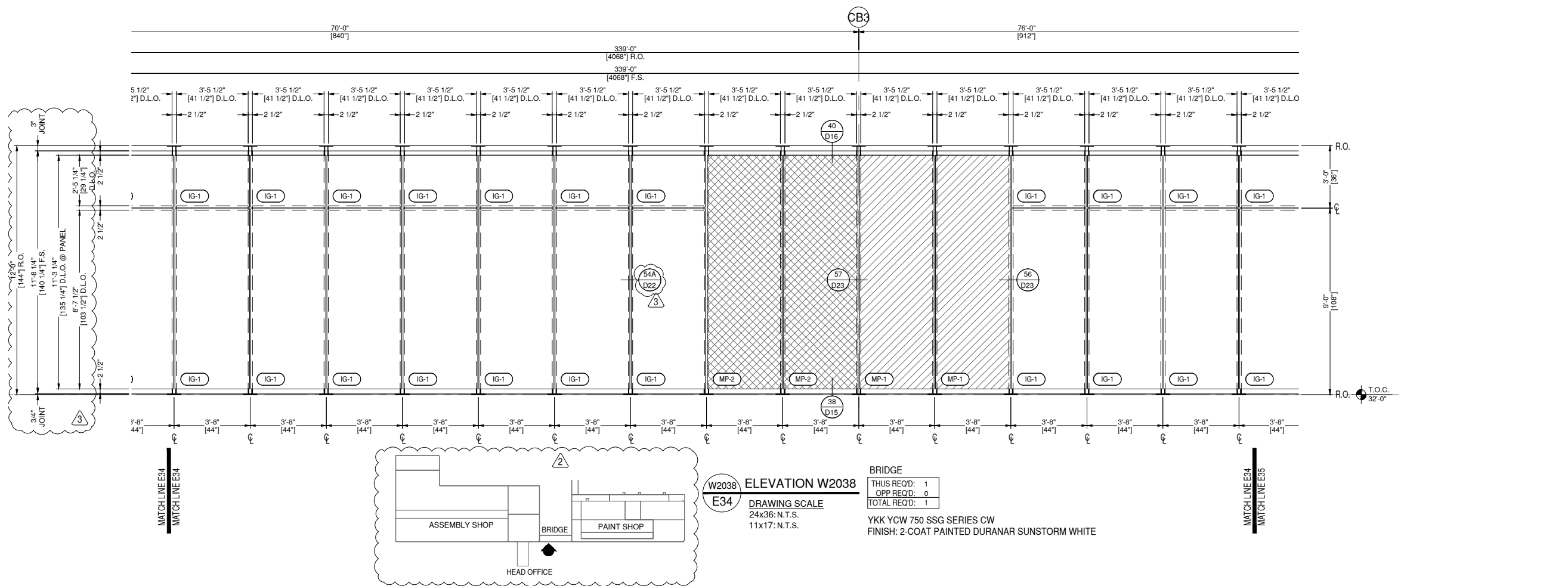
SHEET DESCRIPTION:  
**ELEVATIONS**

SHEET:  
**E34**



**W2038** ELEVATION W2038  
**E34** DRAWING SCALE  
24x36: N.T.S.  
11x17: N.T.S.

BRIDGE  
THUS REQ'D: 1  
OPP REQ'D: 0  
TOTAL REQ'D: 1  
YKK YCW 750 SSG SERIES CW  
FINISH: 2-COAT PAINTED DURANAR SUNSTORM WHITE



**W2038** ELEVATION W2038  
**E34** DRAWING SCALE  
24x36: N.T.S.  
11x17: N.T.S.

BRIDGE  
THUS REQ'D: 1  
OPP REQ'D: 0  
TOTAL REQ'D: 1  
YKK YCW 750 SSG SERIES CW  
FINISH: 2-COAT PAINTED DURANAR SUNSTORM WHITE

## ARCHITECT:

ATLAS COLLABORATIVE  
5185 PEACHTREE PARKWAY, BLDG 1200  
SUITE 280  
PEACHTREE CORNERS, GEORGIA 30092

ARCHITECT NOTE:  
ALL NOTES REQUESTING VERIFICATION,  
CONFIRMATION, OR INFORMATION THAT ARE  
NOT ANSWERED ARE ASSUMED TO BE  
CORRECT AS SHOWN ON THESE DRAWINGS.

## STAMPS/ SUBMITTALS:

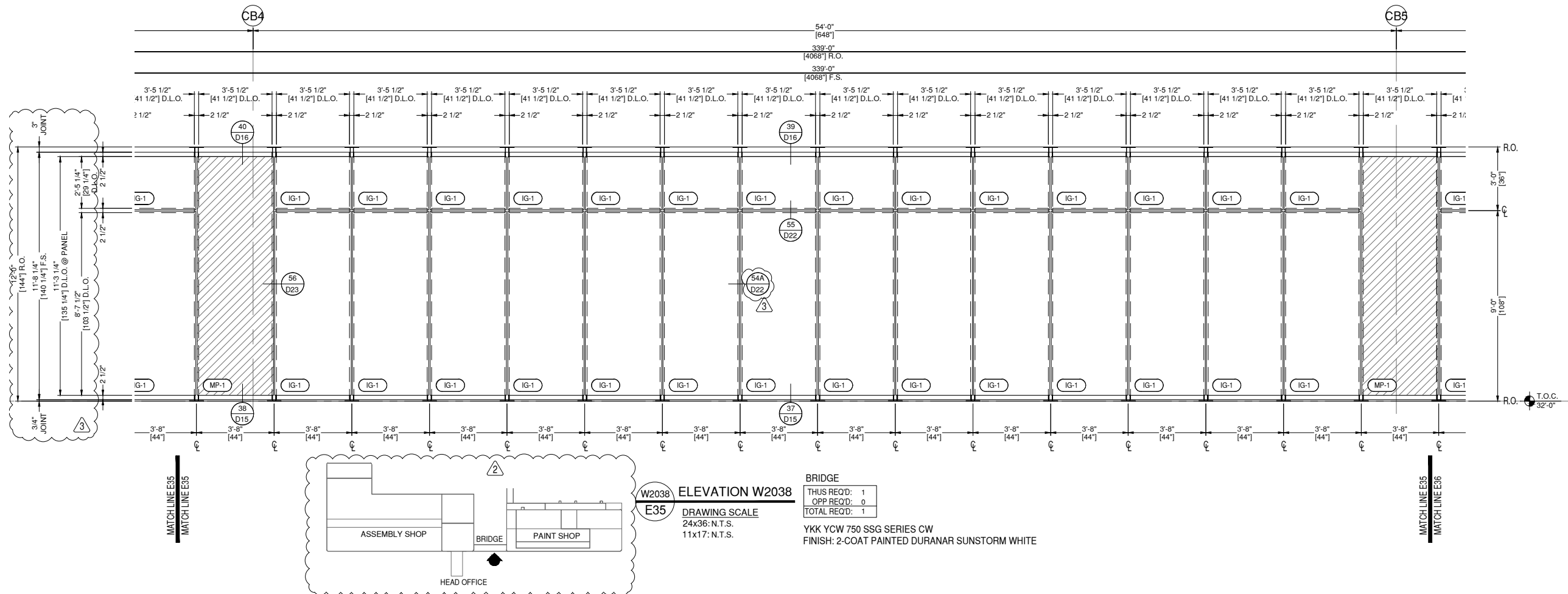
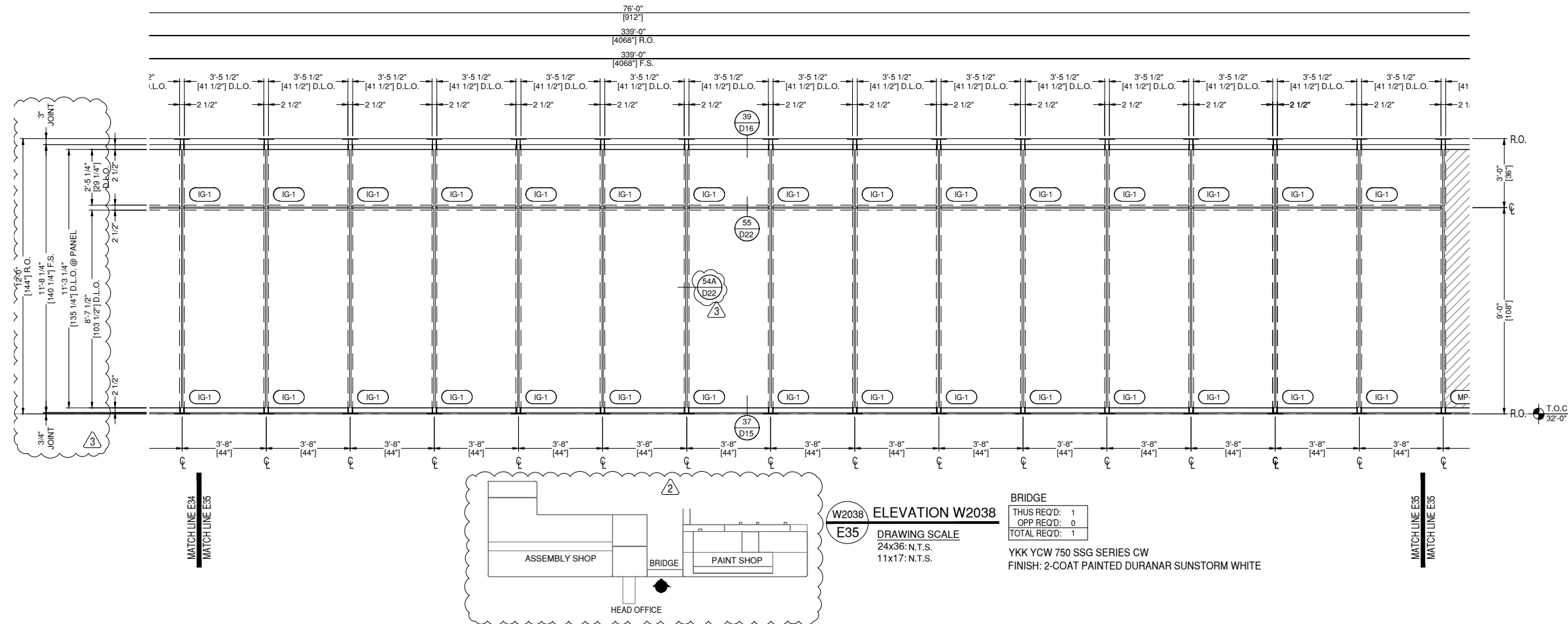
REVISION	DATE
0	11.29.23
1	12.21.23
2	02.01.24
3	02.28.24
4	04.08.24

PROJECT NUMBER:  
**23-275**

PROJECT NAME:  
**HYUNDAI - HMGMA**

SHEET DESCRIPTION:  
**ELEVATIONS**

SHEET:  
**E35**



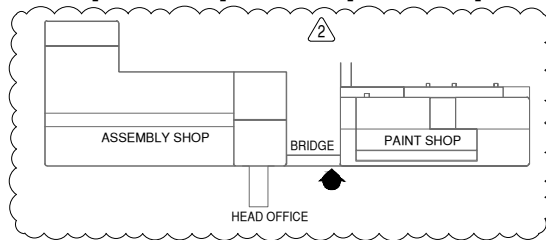
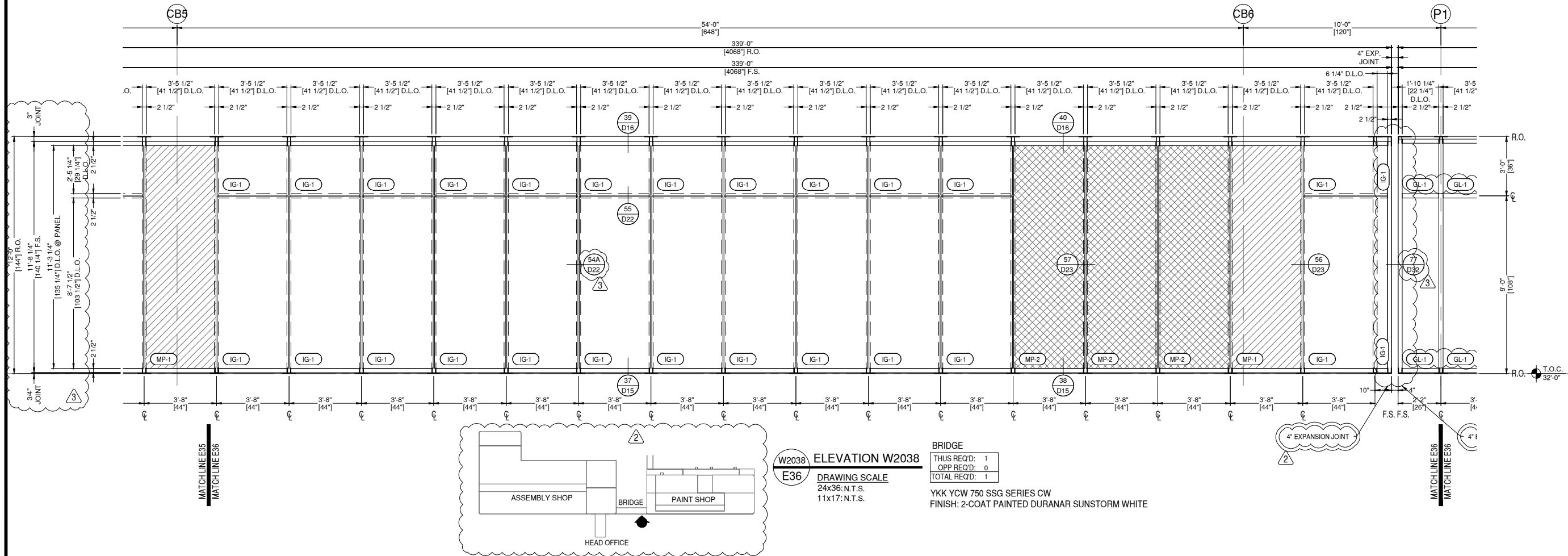
## ARCHITECT:

ATLAS COLLABORATIVE

5185 PEACHTREE PARKWAY, BLDG 1200  
 SUITE 280  
 PEACHTREE CORNERS, GEORGIA 30092

ARCHITECT NOTE:  
 ALL NOTES REQUESTING VERIFICATION,  
 CONFIRMATION, OR INFORMATION THAT ARE  
 NOT ANSWERED ARE ASSUMED TO BE  
 CORRECT AS SHOWN ON THESE DRAWINGS.

## STAMPS/ SUBMITTALS:



**W2038** ELEVATION W2038  
**E36**

DRAWING SCALE  
 24x36: N.T.S.  
 11x17: N.T.S.

BRIDGE  
 THUS REQ'D: 1  
 OPP REQ'D: 0  
 TOTAL REQ'D: 1  
 YKK YCW 750 SSG SERIES CW  
 FINISH: 2-COAT PAINTED DURANAR SUNSTORM WHITE

REVISION	DATE
0	11.29.23
1	12.21.23
2	02.01.24
3	02.28.24
4	04.08.24

PROJECT NUMBER:  
**23-275**

PROJECT NAME:  
**HYUNDAI - HMGMA**

SHEET DESCRIPTION:  
**ELEVATIONS**

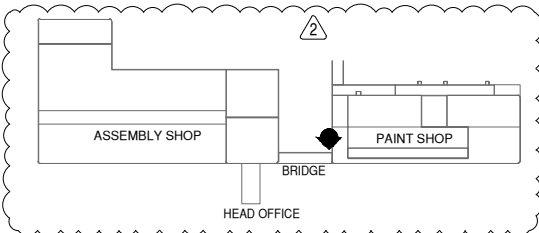
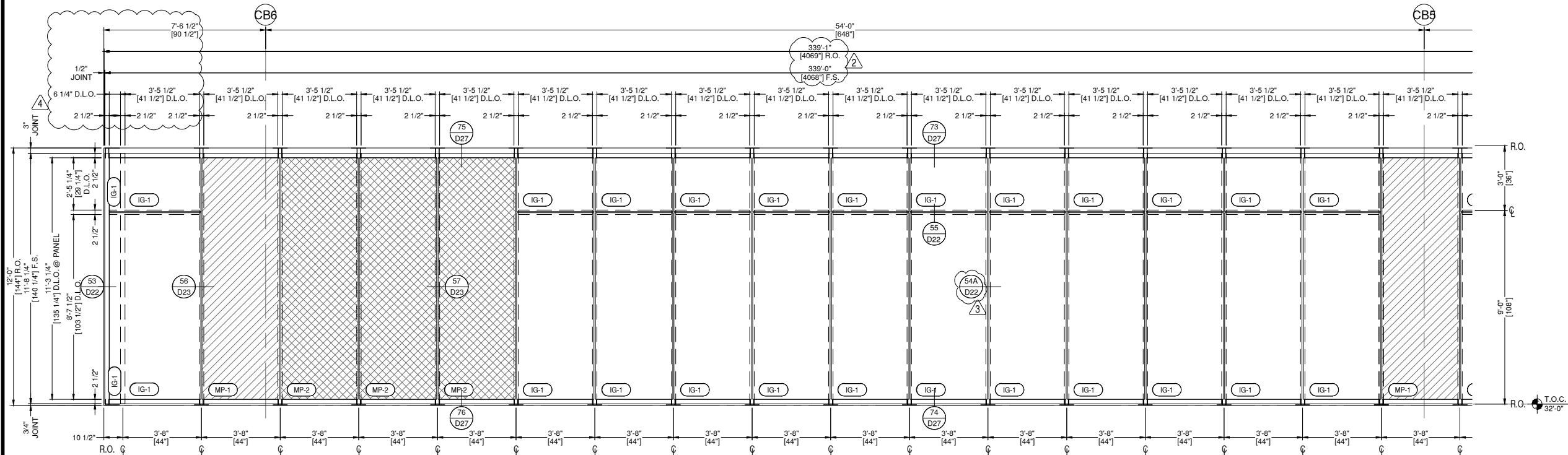
SHEET:  
**E36**

## ARCHITECT:

ATLAS COLLABORATIVE  
 5185 PEACHTREE PARKWAY, BLDG 1200  
 SUITE 280  
 PEACHTREE CORNERS, GEORGIA 30092

ARCHITECT NOTE:  
 ALL NOTES REQUESTING VERIFICATION,  
 CONFIRMATION, OR INFORMATION THAT ARE  
 NOT ANSWERED ARE ASSUMED TO BE  
 CORRECT AS SHOWN ON THESE DRAWINGS.

## STAMPS/ SUBMITTALS:



**W2038S ELEVATION W2038S**  
**E33A**

DRAWING SCALE  
 24x36: N.T.S.  
 11x17: N.T.S.

BRIDGE  
 THUS REQD: 1  
 OPP REQD: 0  
 TOTAL REQD: 1

YKK YCW 750 SSG SERIES CW  
 FINISH: 2-COAT PAINTED DURANAR SUNSTORM WHITE

REVISION	DATE
0	11.29.23
1	12.21.23
2	02.01.24
3	02.28.24
4	04.08.24

PROJECT NUMBER:  
**23-275**

PROJECT NAME:  
**HYUNDAI - HMGMA**

SHEET DESCRIPTION:  
**ELEVATIONS**

SHEET:  
**E33A**

## ARCHITECT:

ATLAS COLLABORATIVE  
5185 PEACHTREE PARKWAY, BLDG 1200  
SUITE 280  
PEACHTREE CORNERS, GEORGIA 30092

ARCHITECT NOTE:  
ALL NOTES REQUESTING VERIFICATION,  
CONFIRMATION, OR INFORMATION THAT ARE  
NOT ANSWERED ARE ASSUMED TO BE  
CORRECT AS SHOWN ON THESE DRAWINGS.

## STAMPS/ SUBMITTALS:

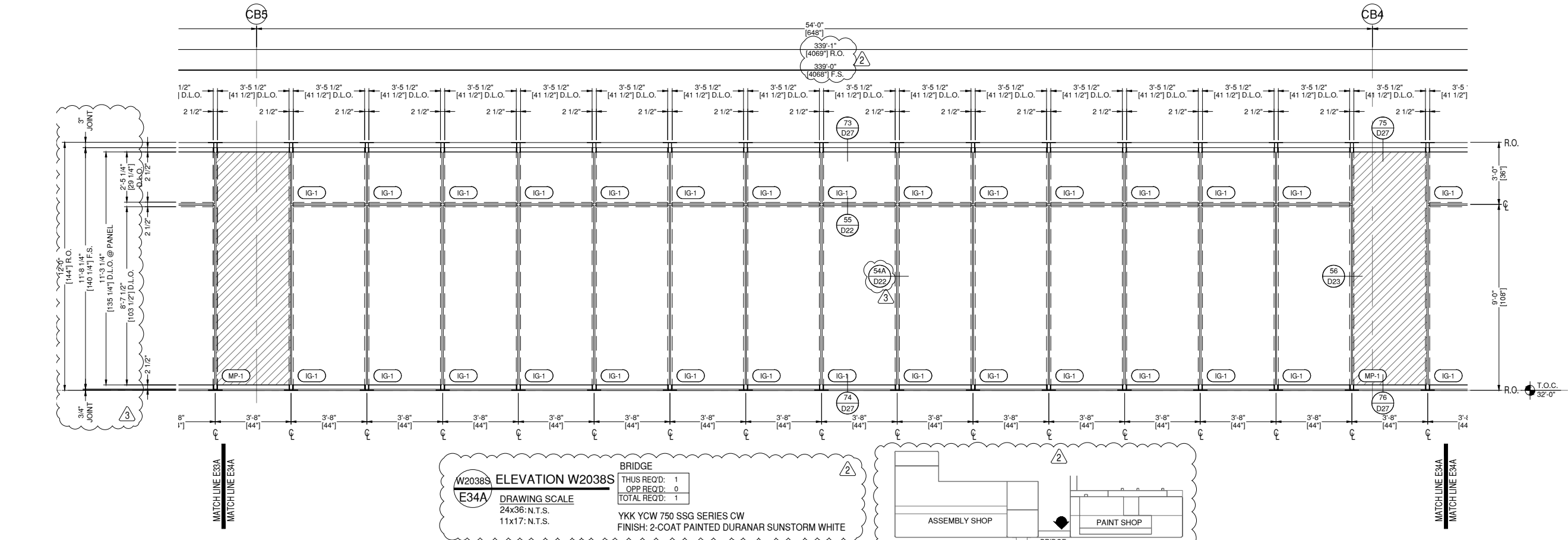
REVISION	DATE
0	11.29.23
1	12.21.23
2	02.01.24
3	02.28.24
4	04.08.24

PROJECT NUMBER:  
**23-275**

PROJECT NAME:  
**HYUNDAI - HMGMA**

SHEET DESCRIPTION:  
**ELEVATIONS**

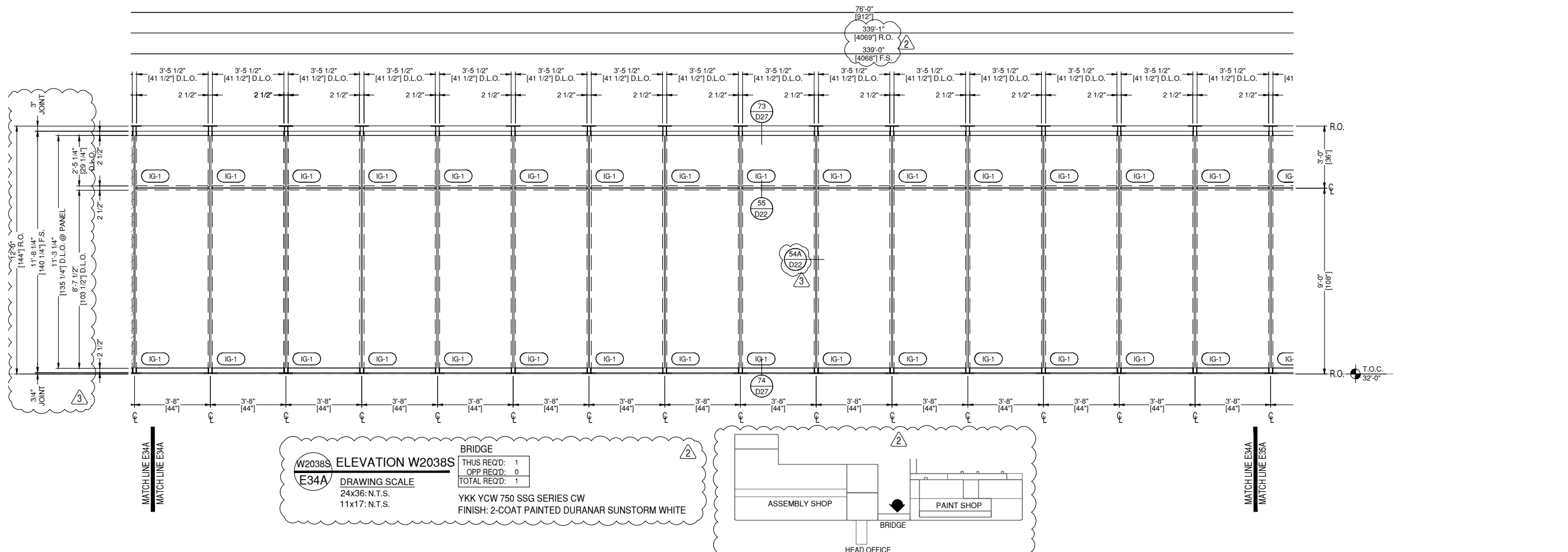
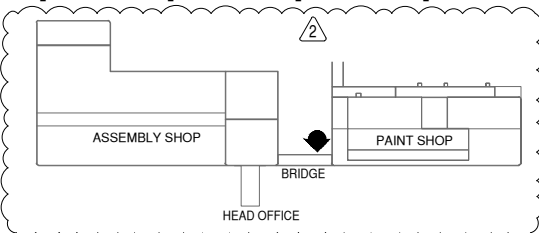
SHEET:  
**E34A**



**W2038S ELEVATION W2038S**  
**E34A** DRAWING SCALE  
24x36: N.T.S.  
11x17: N.T.S.

BRIDGE  
THUS REQD: 1  
OPP REQD: 0  
TOTAL REQD: 1

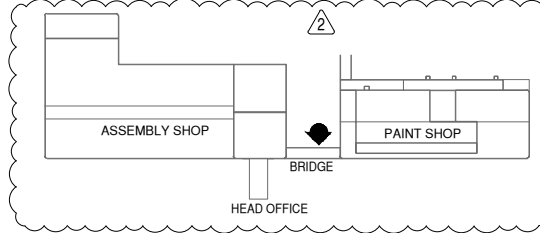
YKK YCW 750 SSG SERIES CW  
FINISH: 2-COAT PAINTED DURANAR SUNSTORM WHITE



**W2038S ELEVATION W2038S**  
**E34A** DRAWING SCALE  
24x36: N.T.S.  
11x17: N.T.S.

BRIDGE  
THUS REQD: 1  
OPP REQD: 0  
TOTAL REQD: 1

YKK YCW 750 SSG SERIES CW  
FINISH: 2-COAT PAINTED DURANAR SUNSTORM WHITE



### ARCHITECT:

ATLAS COLLABORATIVE  
5185 PEACHTREE PARKWAY, BLDG 1200  
SUITE 280  
PEACHTREE CORNERS, GEORGIA 30092

ARCHITECT NOTE:  
ALL NOTES REQUESTING VERIFICATION,  
CONFIRMATION, OR INFORMATION THAT ARE  
NOT ANSWERED ARE ASSUMED TO BE  
CORRECT AS SHOWN ON THESE DRAWINGS.

### STAMPS/ SUBMITTALS:

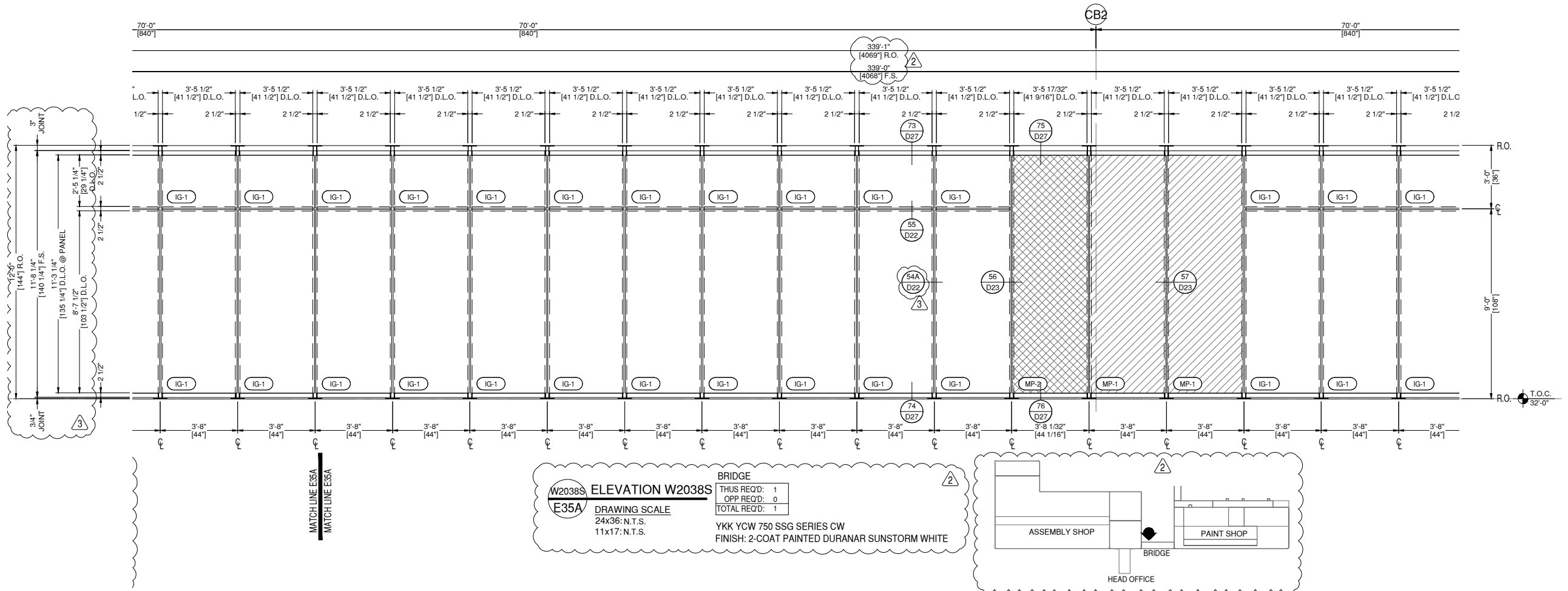
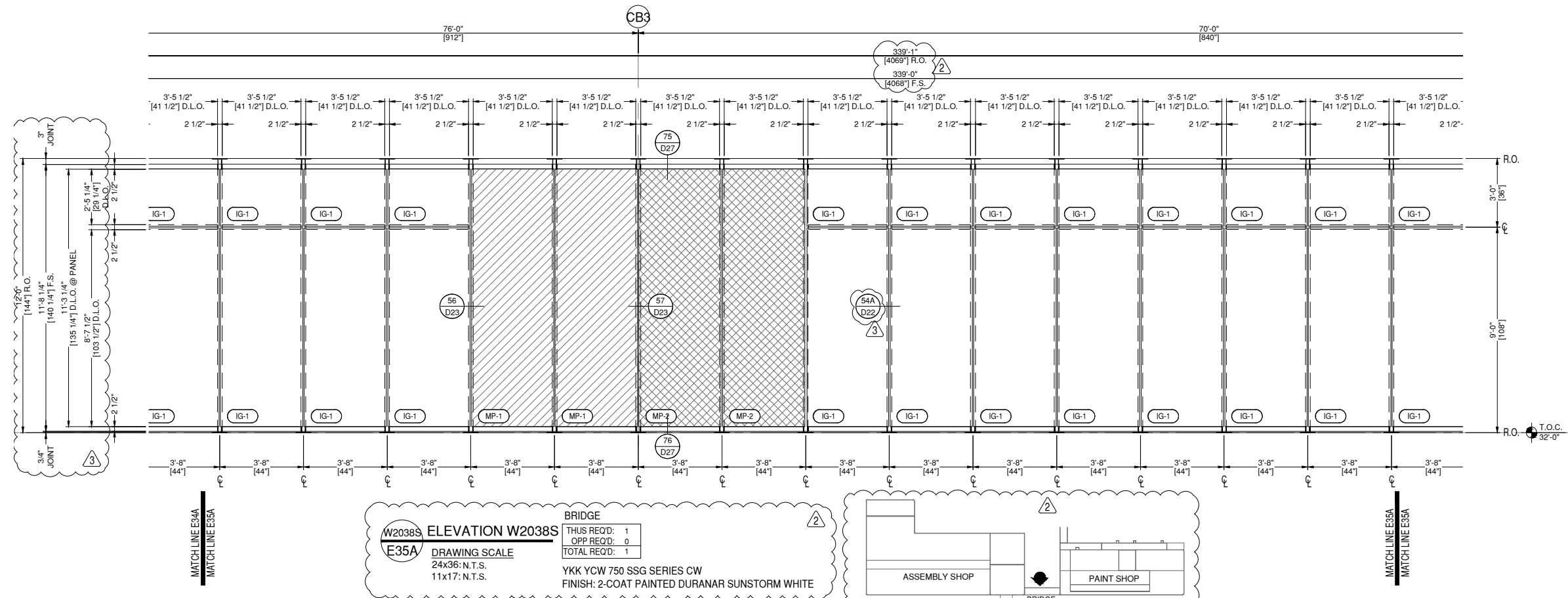
REVISION	DATE
0	11.29.23
1	12.21.23
2	02.01.24
3	02.28.24
4	04.08.24

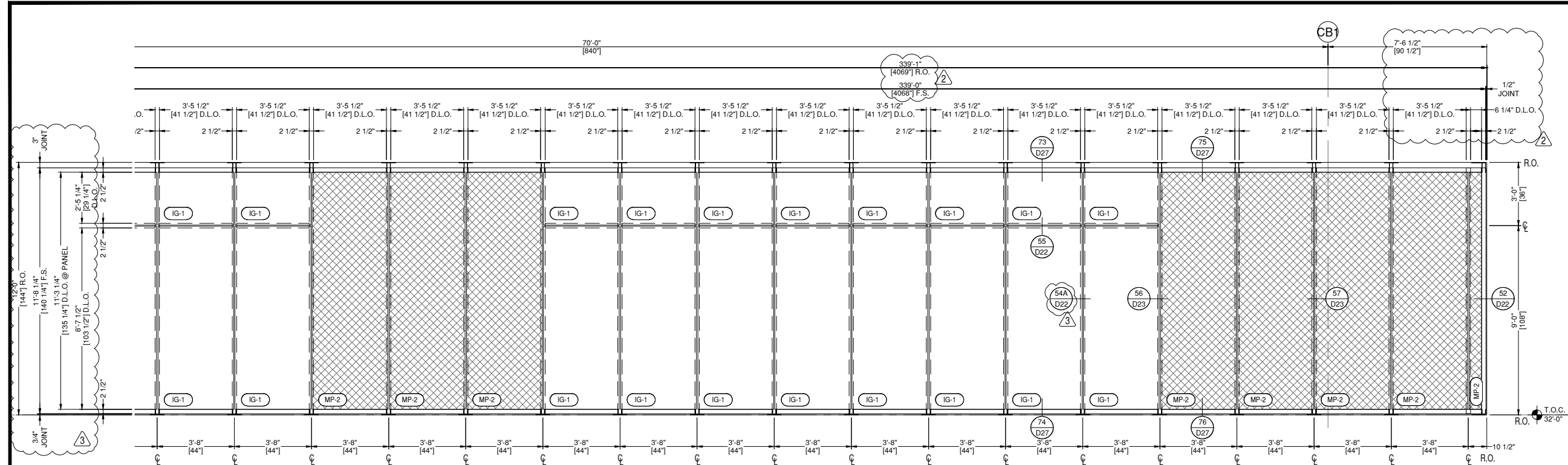
PROJECT NUMBER:  
**23-275**

PROJECT NAME:  
**HYUNDAI - HMGMA**

SHEET DESCRIPTION:  
**ELEVATIONS**

SHEET:  
**E35A**



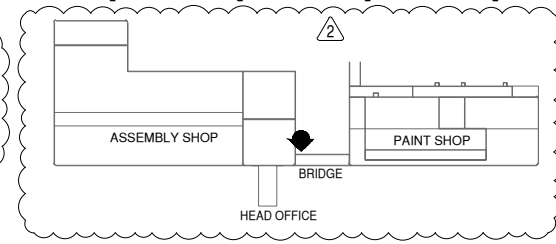


MATCH LINE E36A  
MATCH LINE E36A

**W2038S ELEVATION W2038S**  
**E36A** DRAWING SCALE  
24x36: N.T.S.  
11x17: N.T.S.

BRIDGE
THUS REQ'D: 1
OPP REQ'D: 0
TOTAL REQ'D: 1

YKK YCW 750 SSG SERIES CW  
FINISH: 2-COAT PAINTED DURANAR SUNSTORM WHITE



**BUILD EGA**

4274 SHACKLEFORD RD, SUITE A  
NORCROSS, GA 30093  
PH: 678-355-9010

**MP drafting & design**  
www.MPDRAFTING.com  
P: 248.522.7096  
F: 248.522.7030

**ARCHITECT:**  
ATLAS COLLABORATIVE  
5185 PEACHTREE PARKWAY, BLDG 1200  
SUITE 280  
PEACHTREE CORNERS, GEORGIA 30092

ARCHITECT NOTE:  
ALL NOTES REQUESTING VERIFICATION,  
CONFIRMATION, OR INFORMATION THAT ARE  
NOT ANSWERED ARE ASSUMED TO BE  
CORRECT AS SHOWN ON THESE DRAWINGS.

**STAMPS/  
SUBMITTALS:**

REVISION	DATE
0	11.29.23
1	12.21.23
2	02.01.24
3	02.28.24
4	04.08.24

PROJECT NUMBER:  
**23-275**

PROJECT NAME:  
**HYUNDAI - HMGMA**

SHEET DESCRIPTION:  
**ELEVATIONS**

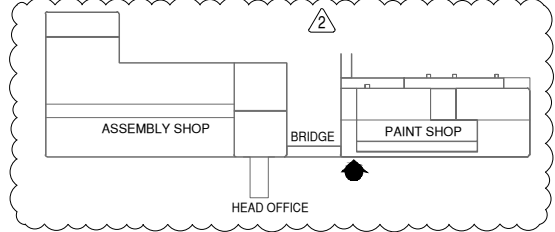
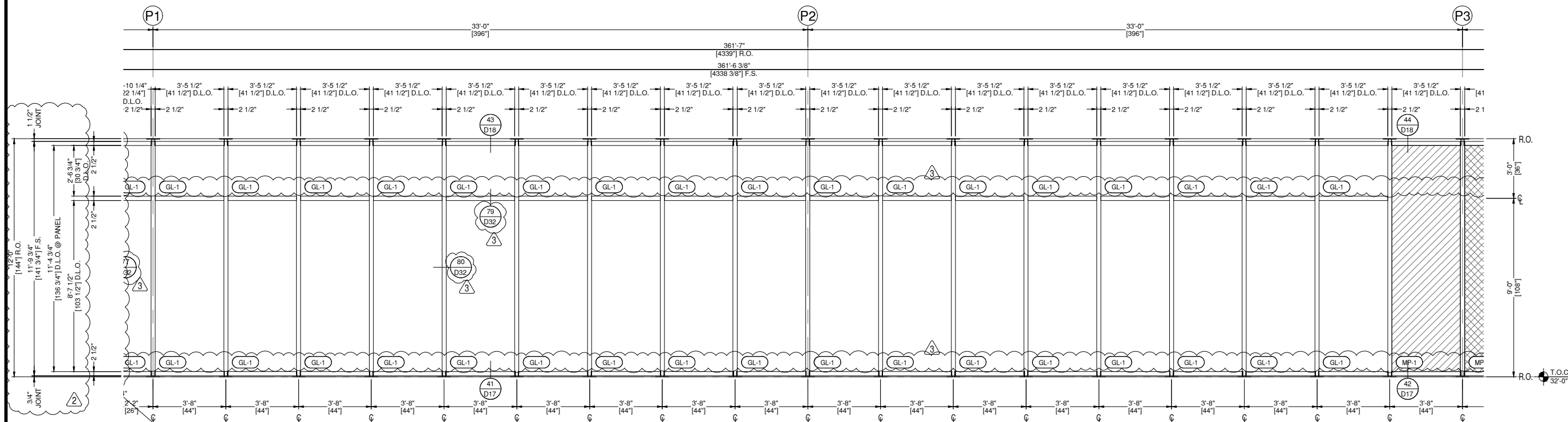
SHEET:  
**E36A**

## ARCHITECT:

ATLAS COLLABORATIVE  
 5185 PEACHTREE PARKWAY, BLDG 1200  
 SUITE 280  
 PEACHTREE CORNERS, GEORGIA 30092

ARCHITECT NOTE:  
 ALL NOTES REQUESTING VERIFICATION,  
 CONFIRMATION, OR INFORMATION THAT ARE  
 NOT ANSWERED ARE ASSUMED TO BE  
 CORRECT AS SHOWN ON THESE DRAWINGS.

## STAMPS/ SUBMITTALS:



**W2039** ELEVATION W2039  
**E36.1**

DRAWING SCALE  
 24x36: N.T.S.  
 11x17: N.T.S.

PAINT BUILDING  
 THUS REQ'D: 1  
 OPP REQ'D: 0  
 TOTAL REQ'D: 1  
 YKK YCW 750 SSG SERIES CW  
 FINISH: 2-COAT PAINTED DURANAR SUNSTORM WHITE

REVISION	DATE
0	11.29.23
1	12.21.23
2	02.01.24
3	02.28.24
4	04.08.24

PROJECT NUMBER:  
**23-275**

PROJECT NAME:  
**HYUNDAI - HMGMA**

SHEET DESCRIPTION:  
**ELEVATIONS**

SHEET:  
**E36.1**

**ARCHITECT:**

ATLAS COLLABORATIVE  
5185 PEACHTREE PARKWAY, BLDG 1200  
SUITE 280  
PEACHTREE CORNERS, GEORGIA 30092

**ARCHITECT NOTE:**  
ALL NOTES REQUESTING VERIFICATION,  
CONFIRMATION, OR INFORMATION THAT ARE  
NOT ANSWERED ARE ASSUMED TO BE  
CORRECT AS SHOWN ON THESE DRAWINGS.

**STAMPS/  
SUBMITTALS:**

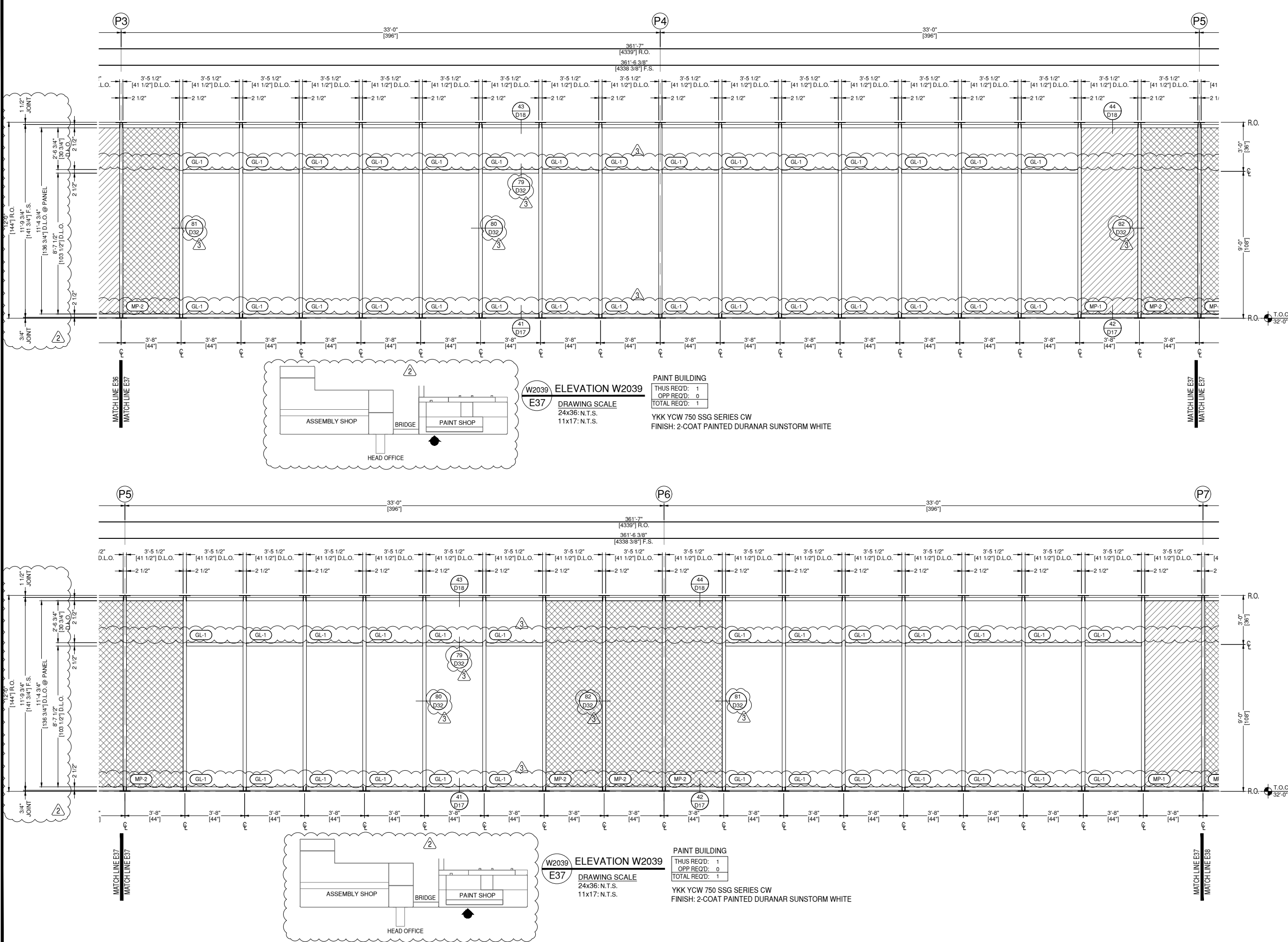
REVISION	DATE
0	11.29.23
1	12.21.23
2	02.01.24
3	02.28.24
4	04.08.24

PROJECT NUMBER:  
**23-275**

PROJECT NAME:  
**HYUNDAI - HMGMA**

SHEET DESCRIPTION:  
**ELEVATIONS**

SHEET:  
**E37**



**ARCHITECT:**

ATLAS COLLABORATIVE  
5185 PEACHTREE PARKWAY, BLDG 1200  
SUITE 280  
PEACHTREE CORNERS, GEORGIA 30092

ARCHITECT NOTE:  
ALL NOTES REQUESTING VERIFICATION,  
CONFIRMATION, OR INFORMATION THAT ARE  
NOT ANSWERED ARE ASSUMED TO BE  
CORRECT AS SHOWN ON THESE DRAWINGS.

**STAMPS/  
SUBMITTALS:**

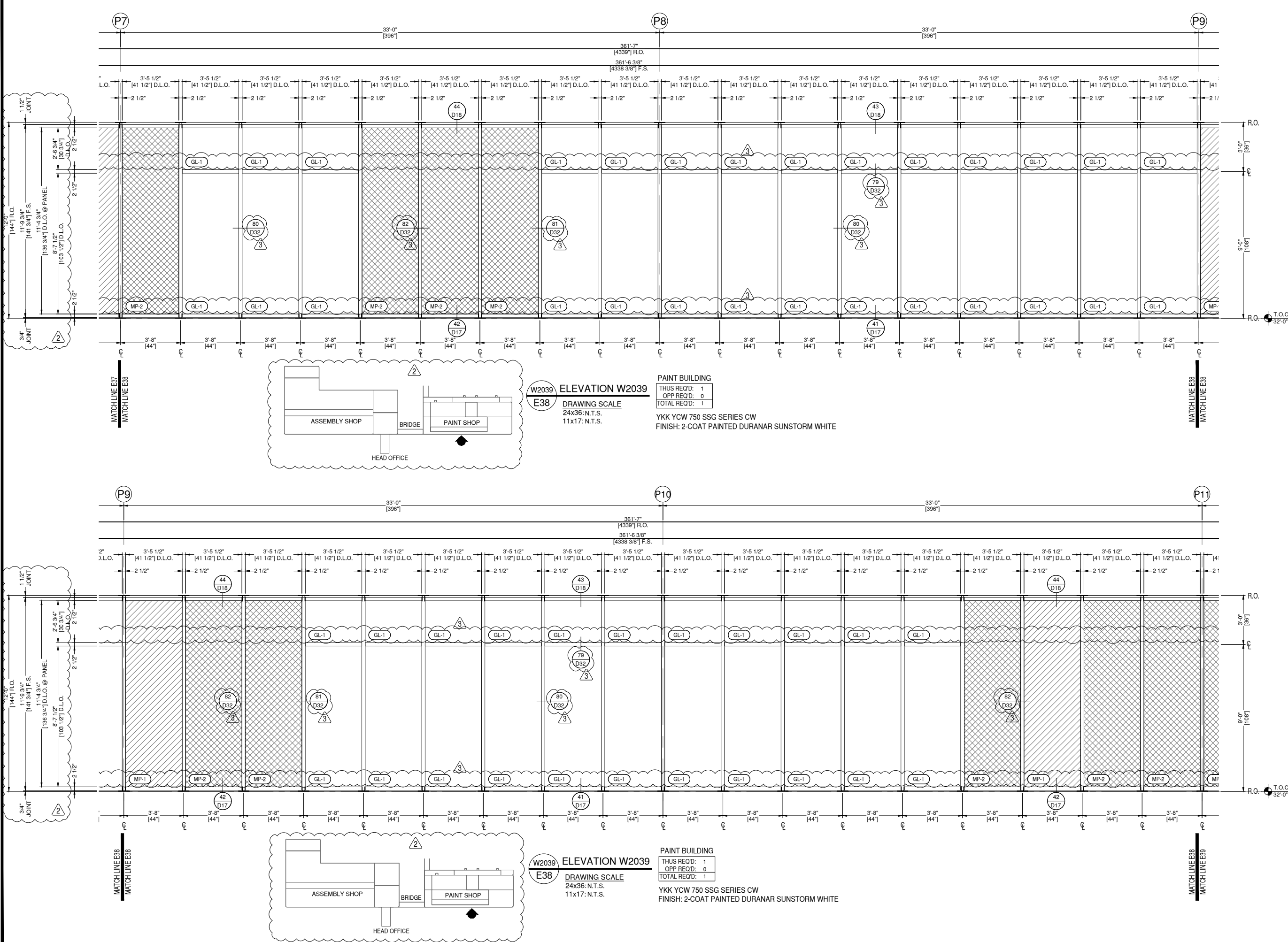
REVISION	DATE
0	11.29.23
1	12.21.23
2	02.01.24
3	02.28.24
4	04.08.24

PROJECT NUMBER:  
**23-275**

PROJECT NAME:  
**HYUNDAI - HMGMA**

SHEET DESCRIPTION:  
**ELEVATIONS**

SHEET:  
**E38**



# BUILD EGA

4274 SHACKLEFORD RD, SUITE A  
NORCROSS, GA 30093  
PH: 678-355-9010



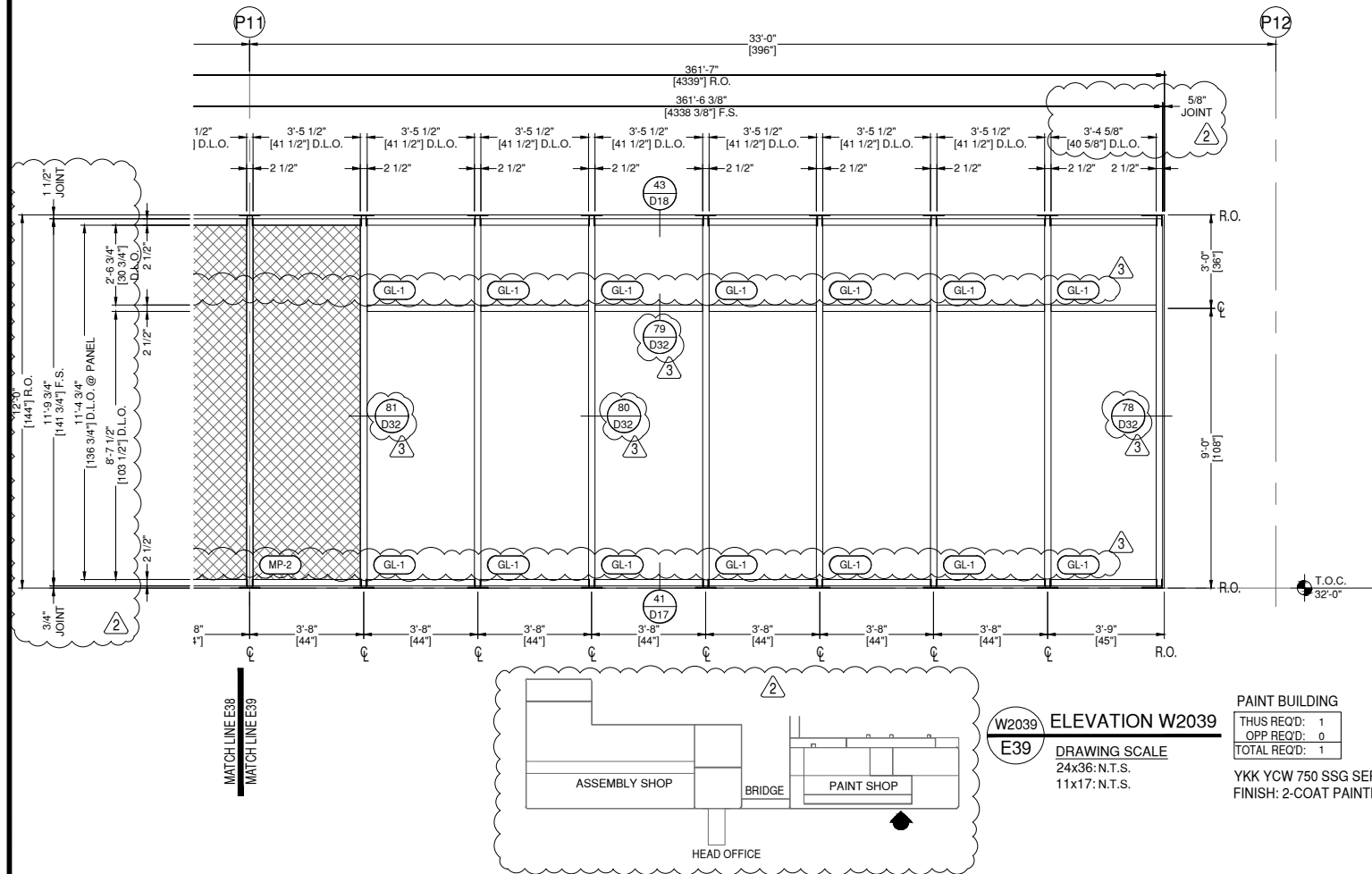
www.MPDRAFTING.com  
P: 248.522.7096  
F: 248.522.7030

## ARCHITECT:

ATLAS COLLABORATIVE  
5185 PEACHTREE PARKWAY, BLDG 1200  
SUITE 280  
PEACHTREE CORNERS, GEORGIA 30092

ARCHITECT NOTE:  
ALL NOTES REQUESTING VERIFICATION,  
CONFIRMATION, OR INFORMATION THAT ARE  
NOT ANSWERED ARE ASSUMED TO BE  
CORRECT AS SHOWN ON THESE DRAWINGS.

## STAMPS/ SUBMITTALS:



REVISION	DATE
0	11.29.23
1	12.21.23
2	02.01.24
3	02.28.24
4	04.08.24

PROJECT NUMBER:  
**23-275**

PROJECT NAME:  
**HYUNDAI - HMGMA**

SHEET DESCRIPTION:  
**ELEVATIONS**

SHEET:  
**E39**

# BUILD EGA

4274 SHACKLEFORD RD, SUITE A  
 NORCROSS, GA 30093  
 PH: 678-355-9010



www.MPDRAFTING.com  
 P: 248.522.7096  
 F: 248.522.7030

## ARCHITECT:

ATLAS COLLABORATIVE  
 5185 PEACHTREE PARKWAY, BLDG 1200  
 SUITE 280  
 PEACHTREE CORNERS, GEORGIA 30092

ARCHITECT NOTE:  
 ALL NOTES REQUESTING VERIFICATION,  
 CONFIRMATION, OR INFORMATION THAT ARE  
 NOT ANSWERED ARE ASSUMED TO BE  
 CORRECT AS SHOWN ON THESE DRAWINGS.

## STAMPS/ SUBMITTALS:

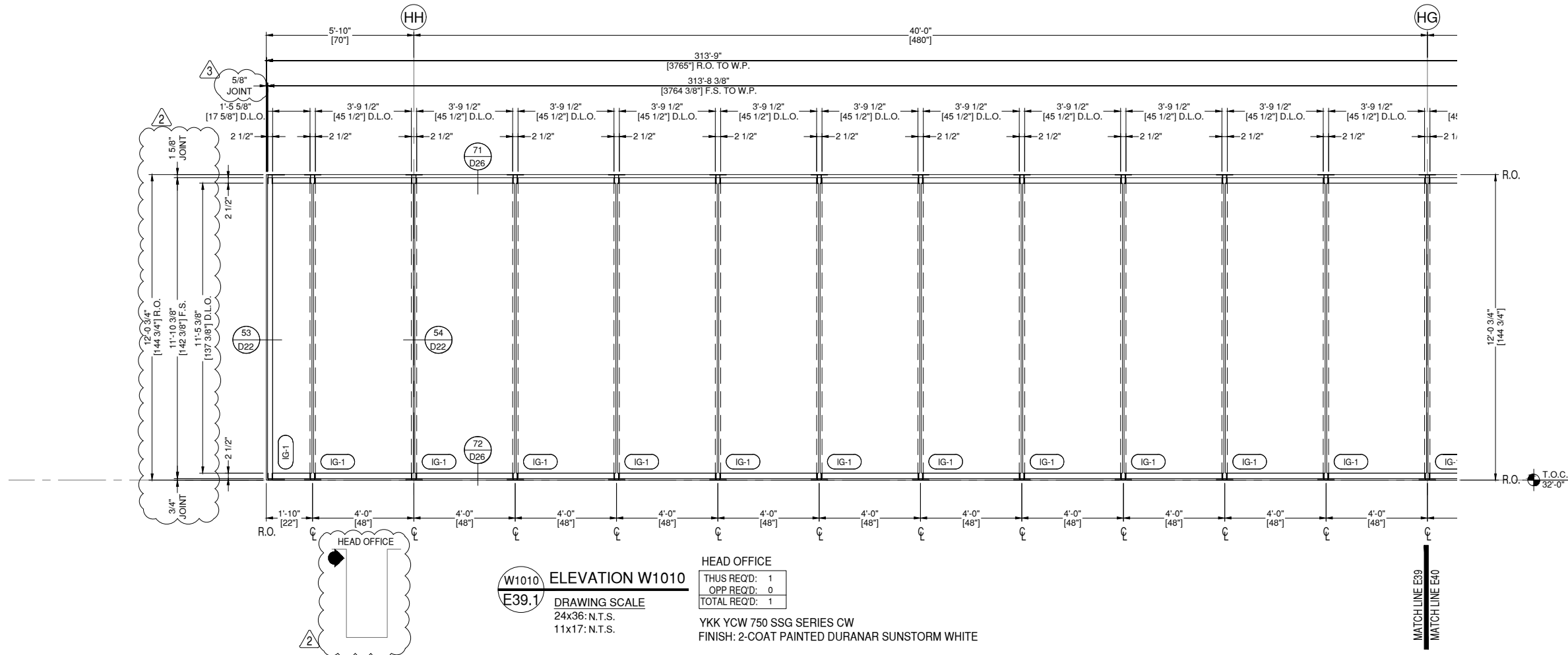
REVISION	DATE
0	11.29.23
1	12.21.23
2	02.01.24
3	02.28.24
4	04.08.24

PROJECT NUMBER:  
**23-275**

PROJECT NAME:  
**HYUNDAI - HMGMA**

SHEET DESCRIPTION:  
**ELEVATIONS**

SHEET:  
**E39.1**



## ARCHITECT:

ATLAS COLLABORATIVE  
5185 PEACHTREE PARKWAY, BLDG 1200  
SUITE 280  
PEACHTREE CORNERS, GEORGIA 30092

ARCHITECT NOTE:  
ALL NOTES REQUESTING VERIFICATION,  
CONFIRMATION, OR INFORMATION THAT ARE  
NOT ANSWERED ARE ASSUMED TO BE  
CORRECT AS SHOWN ON THESE DRAWINGS.

## STAMPS/ SUBMITTALS:

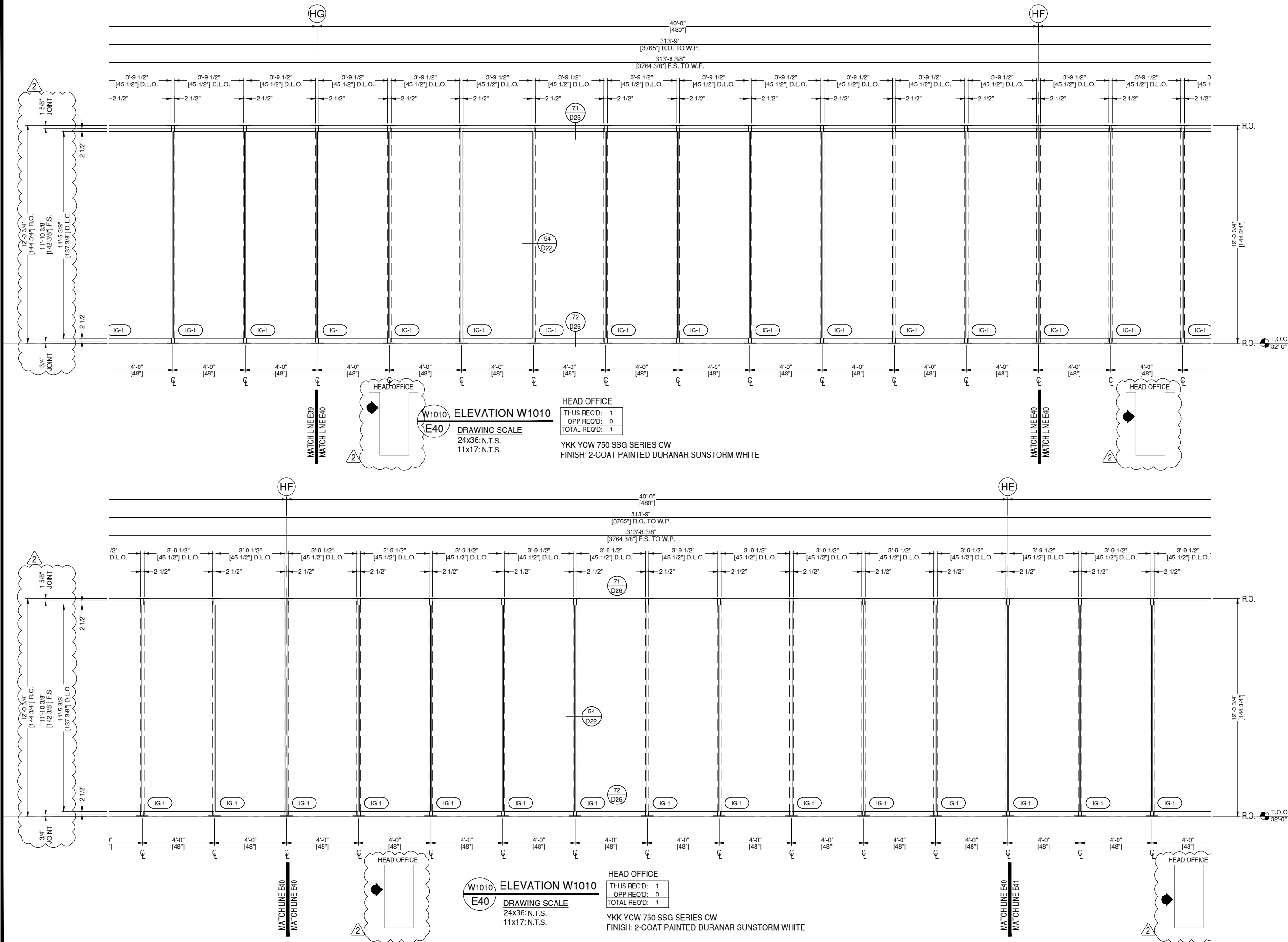
REVISION	DATE
0	11.29.23
1	12.21.23
2	02.01.24
3	02.28.24
4	04.08.24

PROJECT NUMBER:  
**23-275**

PROJECT NAME:  
**HYUNDAI - HMGMA**

SHEET DESCRIPTION:  
**ELEVATIONS**

SHEET:  
**E40**



**W1010 ELEVATION W1010**  
DRAWING SCALE  
24x36: N.T.S.  
11x17: N.T.S.

HEAD OFFICE  
THUS REQ'D: 1  
OPP REQ'D: 0  
TOTAL REQ'D: 1

YKK YCW 750 SSG SERIES CW  
FINISH: 2-COAT PAINTED DURANAR SUNSTORM WHITE

**W1010 ELEVATION W1010**  
DRAWING SCALE  
24x36: N.T.S.  
11x17: N.T.S.

HEAD OFFICE  
THUS REQ'D: 1  
OPP REQ'D: 0  
TOTAL REQ'D: 1

YKK YCW 750 SSG SERIES CW  
FINISH: 2-COAT PAINTED DURANAR SUNSTORM WHITE

### ARCHITECT:

ATLAS COLLABORATIVE  
5185 PEACHTREE PARKWAY, BLDG 1200  
SUITE 280  
PEACHTREE CORNERS, GEORGIA 30092

ARCHITECT NOTE:  
ALL NOTES REQUESTING VERIFICATION,  
CONFIRMATION, OR INFORMATION THAT ARE  
NOT ANSWERED ARE ASSUMED TO BE  
CORRECT AS SHOWN ON THESE DRAWINGS.

### STAMPS/ SUBMITTALS:

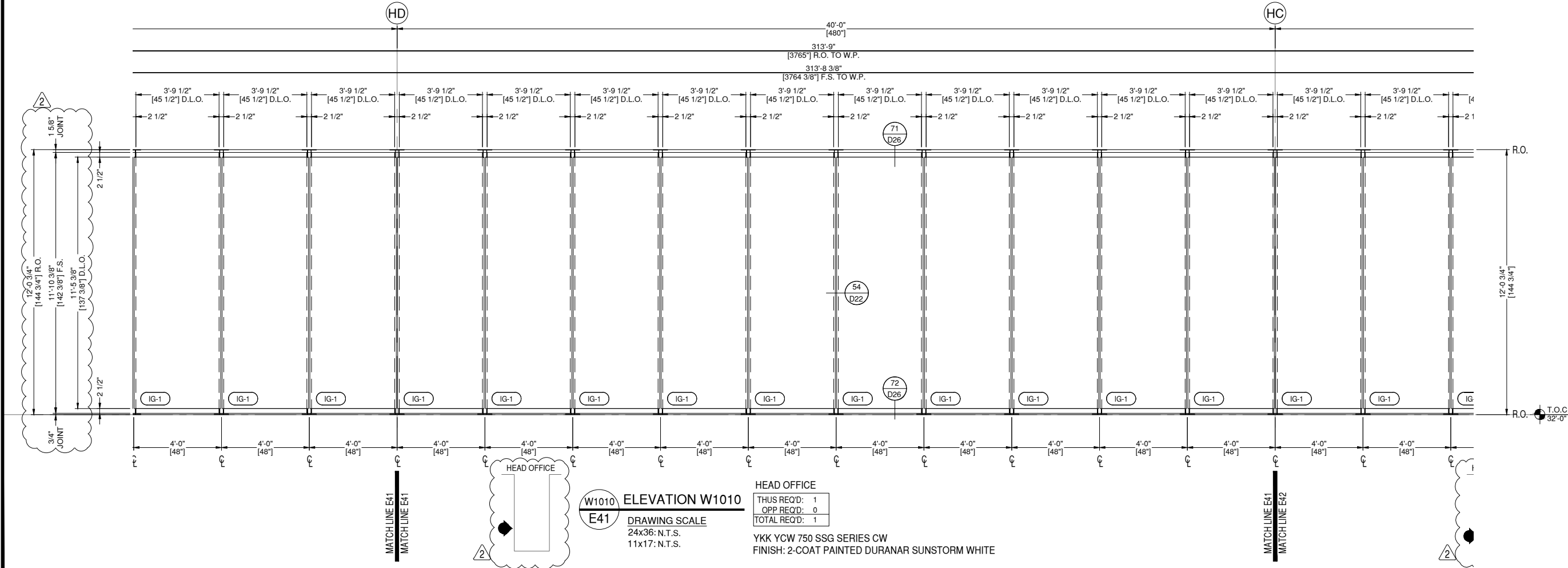
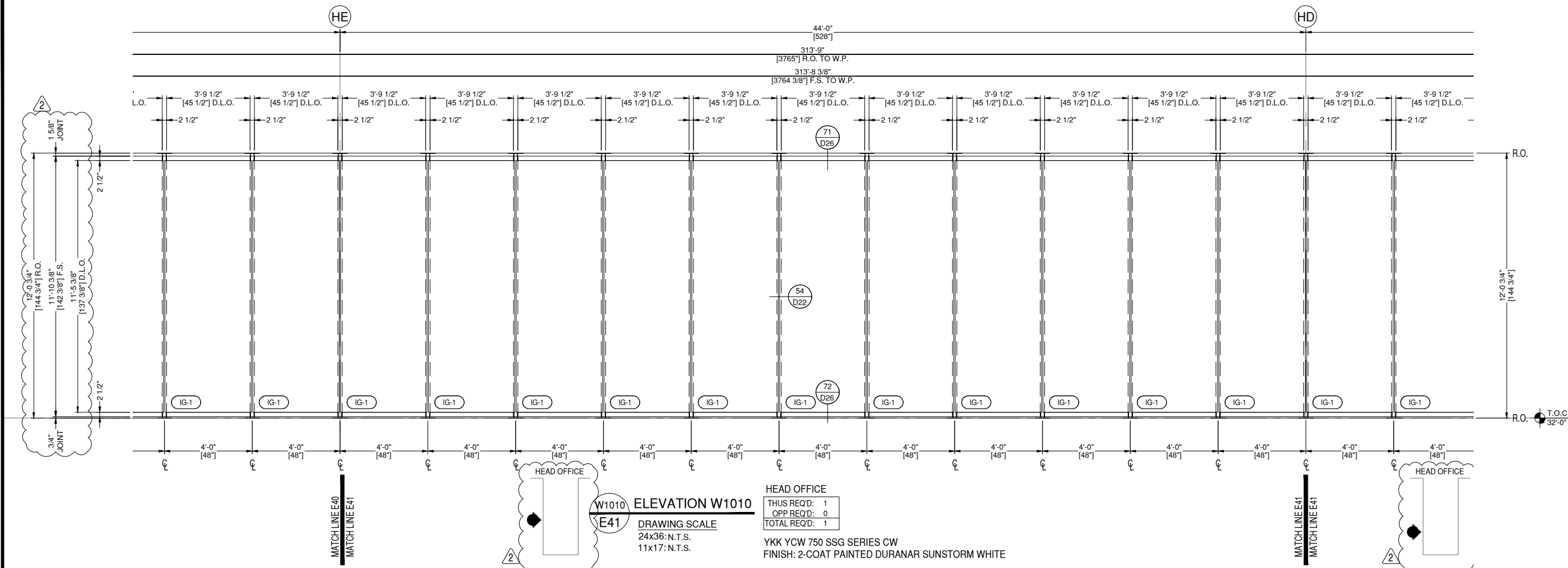
REVISION	DATE
0	11.29.23
1	12.21.23
2	02.01.24
3	02.28.24
4	04.08.24

PROJECT NUMBER:  
**23-275**

PROJECT NAME:  
**HYUNDAI - HMGMA**

SHEET DESCRIPTION:  
**ELEVATIONS**

SHEET:  
**E41**



### ARCHITECT:

ATLAS COLLABORATIVE  
5185 PEACHTREE PARKWAY, BLDG 1200  
SUITE 280  
PEACHTREE CORNERS, GEORGIA 30092

ARCHITECT NOTE:  
ALL NOTES REQUESTING VERIFICATION,  
CONFIRMATION, OR INFORMATION THAT ARE  
NOT ANSWERED ARE ASSUMED TO BE  
CORRECT AS SHOWN ON THESE DRAWINGS.

### STAMPS/ SUBMITTALS:

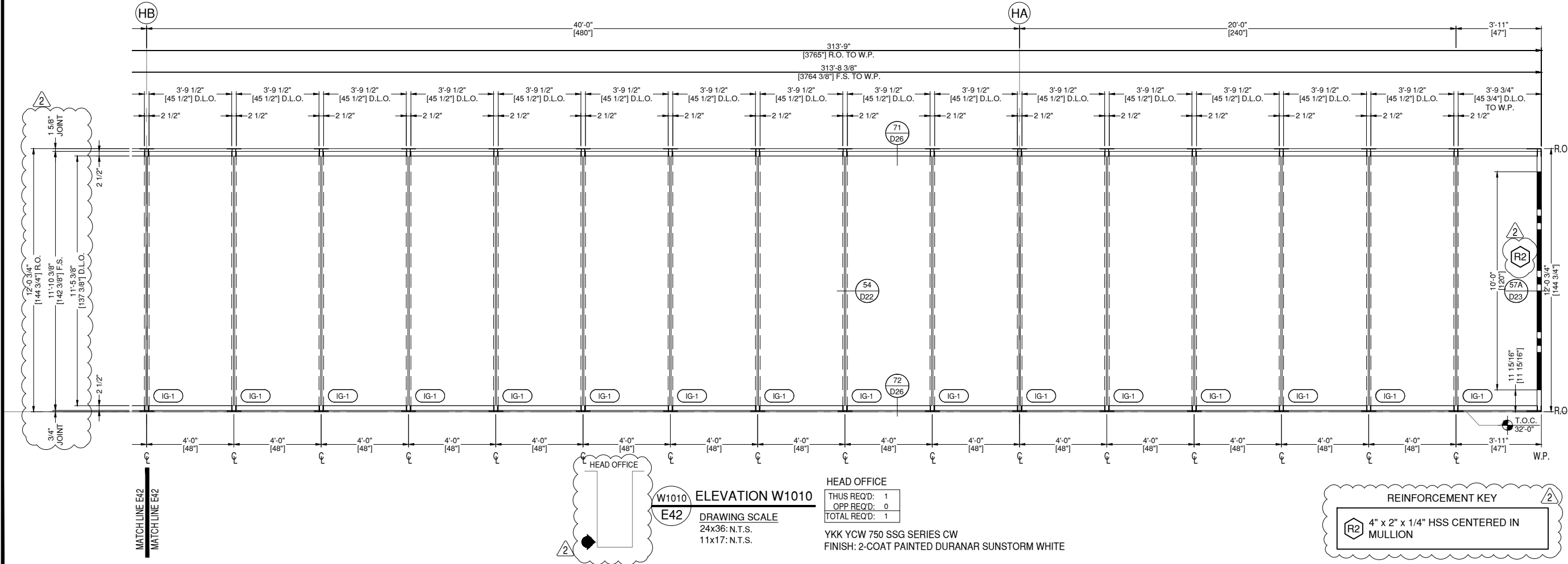
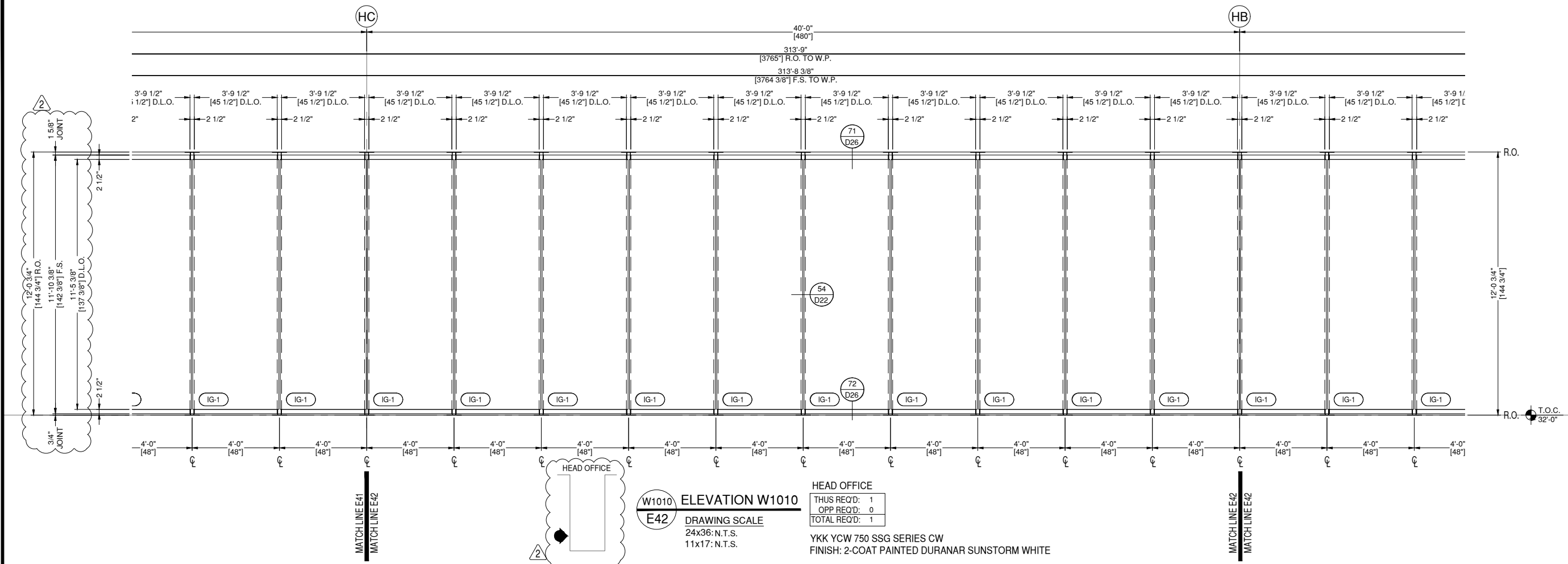
REVISION	DATE
0	11.29.23
1	12.21.23
2	02.01.24
3	02.28.24
4	04.08.24

PROJECT NUMBER:  
**23-275**

PROJECT NAME:  
**HYUNDAI - HMGMA**

SHEET DESCRIPTION:  
**ELEVATIONS**

SHEET:  
**E42**



**W1010 ELEVATION W1010**  
**E42**  
DRAWING SCALE  
24x36: N.T.S.  
11x17: N.T.S.

**HEAD OFFICE**  
THUS REQ'D: 1  
OPP REQ'D: 0  
TOTAL REQ'D: 1  
YKK YCW 750 SSG SERIES CW  
FINISH: 2-COAT PAINTED DURANAR SUNSTORM WHITE

**REINFORCEMENT KEY**  
R2  
4" x 2" x 1/4" HSS CENTERED IN  
MULLION

## ARCHITECT:

ATLAS COLLABORATIVE  
5185 PEACHTREE PARKWAY, BLDG 1200  
SUITE 280  
PEACHTREE CORNERS, GEORGIA 30092

ARCHITECT NOTE:  
ALL NOTES REQUESTING VERIFICATION,  
CONFIRMATION, OR INFORMATION THAT ARE  
NOT ANSWERED ARE ASSUMED TO BE  
CORRECT AS SHOWN ON THESE DRAWINGS.

## STAMPS/ SUBMITTALS:


REVISION	DATE
0	11.29.23
1	12.21.23
2	02.01.24
3	02.28.24
4	04.08.24

PROJECT NUMBER:  
**23-275**

PROJECT NAME:  
**HYUNDAI - HMGMA**

SHEET DESCRIPTION:  
**ELEVATIONS**

SHEET:  
**E43**



**W1011 ELEVATION W1011**  
**E43** DRAWING SCALE  
24x36: N.T.S.  
11x17: N.T.S.

HEAD OFFICE  
THUS REQ'D: 1  
OPP REQ'D: 0  
TOTAL REQ'D: 1  
YKK YCW 750 SSG SERIES CW  
FINISH: 2-COAT PAINTED DURANAR SUNSTORM WHITE

**REINFORCEMENT KEY**  
R2 4" x 2" x 1/4" HSS CENTERED IN MULLION

**W1011 ELEVATION W1011**  
**E43** DRAWING SCALE  
24x36: N.T.S.  
11x17: N.T.S.

HEAD OFFICE  
THUS REQ'D: 1  
OPP REQ'D: 0  
TOTAL REQ'D: 1  
YKK YCW 750 SSG SERIES CW  
FINISH: 2-COAT PAINTED DURANAR SUNSTORM WHITE

### ARCHITECT:

ATLAS COLLABORATIVE  
5185 PEACHTREE PARKWAY, BLDG 1200  
SUITE 280  
PEACHTREE CORNERS, GEORGIA 30092

ARCHITECT NOTE:  
ALL NOTES REQUESTING VERIFICATION,  
CONFIRMATION, OR INFORMATION THAT ARE  
NOT ANSWERED ARE ASSUMED TO BE  
CORRECT AS SHOWN ON THESE DRAWINGS.

### STAMPS/ SUBMITTALS:

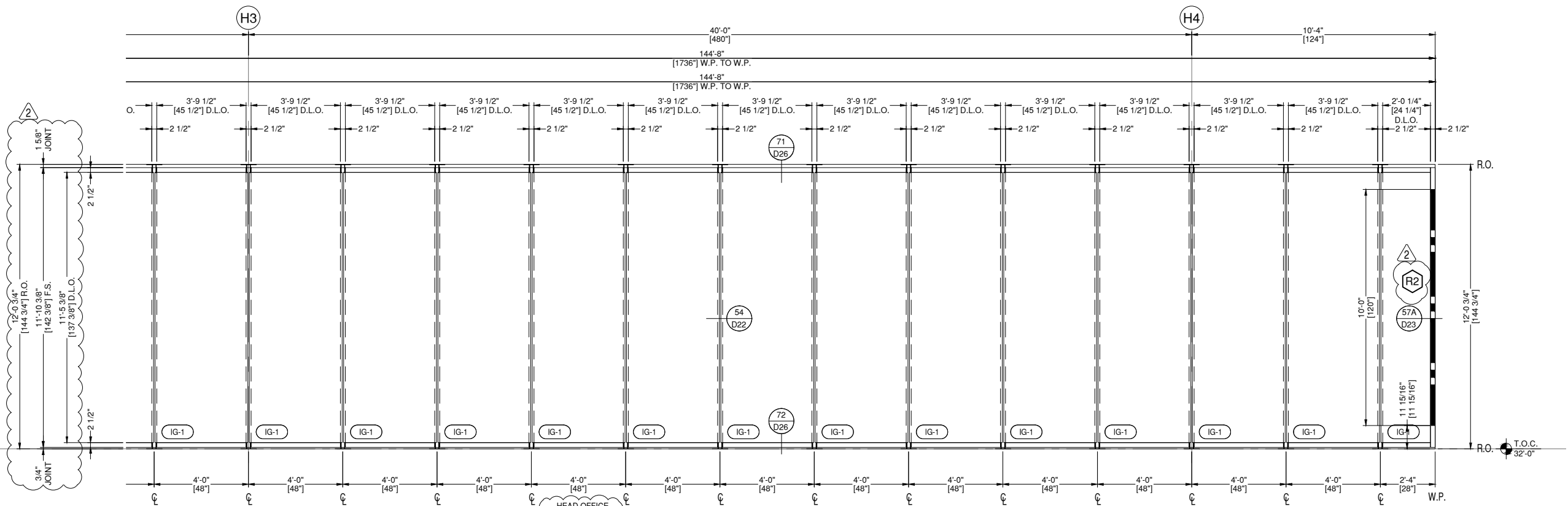
REVISION	DATE
0	11.29.23
1	12.21.23
2	02.01.24
3	02.28.24
4	04.08.24

PROJECT NUMBER:  
**23-275**

PROJECT NAME:  
**HYUNDAI - HMGMA**

SHEET DESCRIPTION:  
**ELEVATIONS**

SHEET:  
**E44**

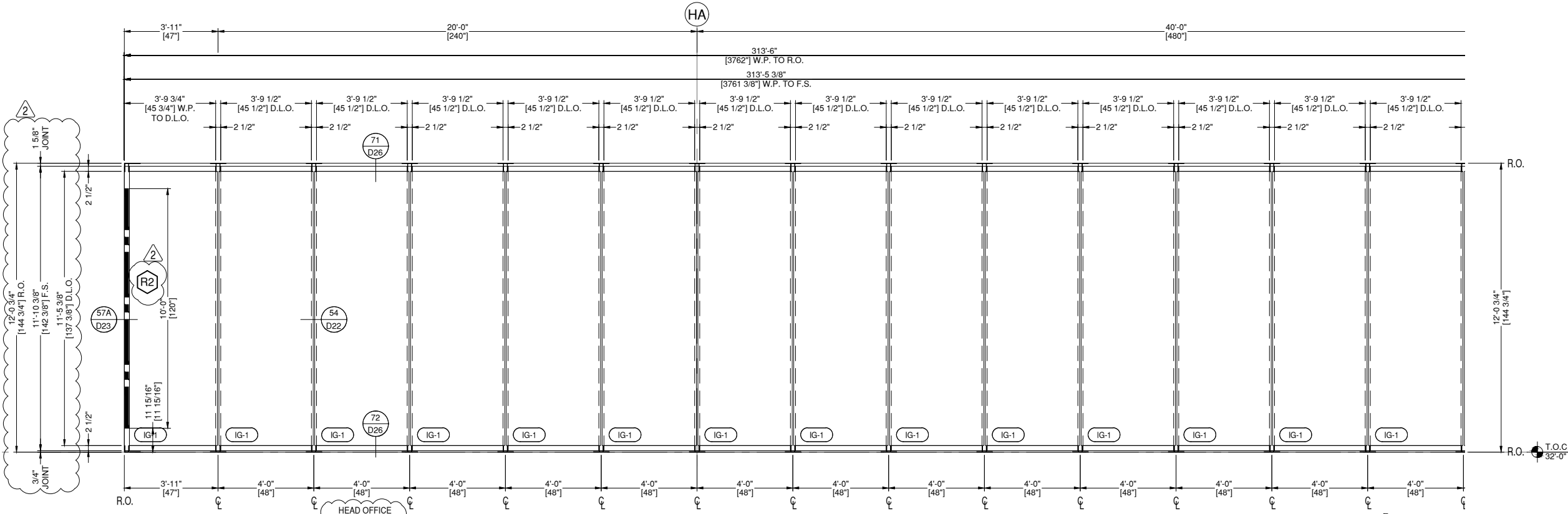


**W1011 ELEVATION W1011**  
**E44** DRAWING SCALE  
24x36: N.T.S.  
11x17: N.T.S.

HEAD OFFICE  
THUS REQ'D: 1  
OPP REQ'D: 0  
TOTAL REQ'D: 1  
YKK YCW 750 SSG SERIES CW  
FINISH: 2-COAT PAINTED DURANAR SUNSTORM WHITE

**REINFORCEMENT KEY**

**R2** 4" x 2" x 1/4" HSS CENTERED IN MULLION



**W1012 ELEVATION W1012**  
**E44** DRAWING SCALE  
24x36: N.T.S.  
11x17: N.T.S.

HEAD OFFICE  
THUS REQ'D: 1  
OPP REQ'D: 0  
TOTAL REQ'D: 1  
YKK YCW 750 SSG SERIES CW  
FINISH: 2-COAT PAINTED DURANAR SUNSTORM WHITE

**REINFORCEMENT KEY**

**R2** 4" x 2" x 1/4" HSS CENTERED IN MULLION

### ARCHITECT:

ATLAS COLLABORATIVE

5185 PEACHTREE PARKWAY, BLDG 1200  
SUITE 280  
PEACHTREE CORNERS, GEORGIA 30092

ARCHITECT NOTE:  
ALL NOTES REQUESTING VERIFICATION,  
CONFIRMATION, OR INFORMATION THAT ARE  
NOT ANSWERED ARE ASSUMED TO BE  
CORRECT AS SHOWN ON THESE DRAWINGS.

### STAMPS/ SUBMITTALS:

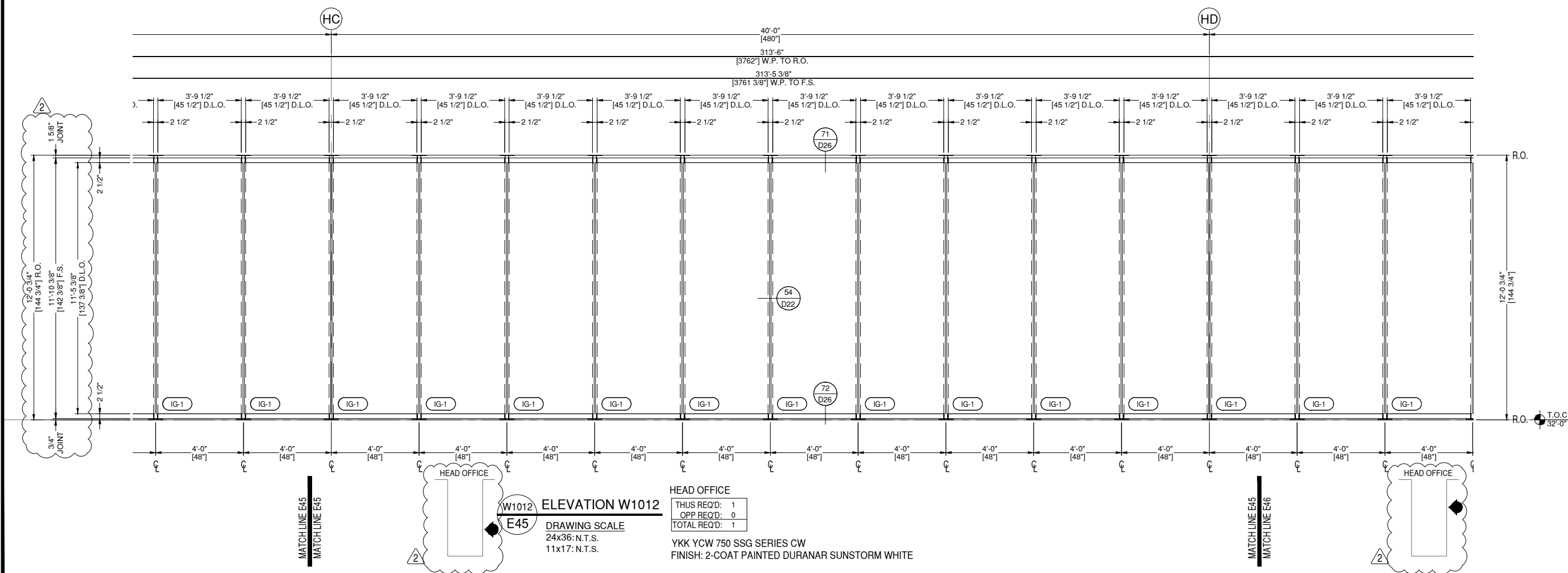

REVISION	DATE
0	11.29.23
1	12.21.23
2	02.01.24
3	02.28.24
4	04.08.24

PROJECT NUMBER:  
**23-275**

PROJECT NAME:  
**HYUNDAI - HMGMA**

SHEET DESCRIPTION:  
**ELEVATIONS**

SHEET:  
**E45**



## ARCHITECT:

ATLAS COLLABORATIVE  
5185 PEACHTREE PARKWAY, BLDG 1200  
SUITE 280  
PEACHTREE CORNERS, GEORGIA 30092

ARCHITECT NOTE:  
ALL NOTES REQUESTING VERIFICATION,  
CONFIRMATION, OR INFORMATION THAT ARE  
NOT ANSWERED ARE ASSUMED TO BE  
CORRECT AS SHOWN ON THESE DRAWINGS.

## STAMPS/ SUBMITTALS:


REVISION	DATE
0	11.29.23
1	12.21.23
2	02.01.24
3	02.28.24
4	04.08.24

PROJECT NUMBER:  
**23-275**

PROJECT NAME:  
**HYUNDAI - HMGMA**

SHEET DESCRIPTION:  
**ELEVATIONS**

SHEET:  
**E46**



## ARCHITECT:

ATLAS COLLABORATIVE  
5185 PEACHTREE PARKWAY, BLDG 1200  
SUITE 280  
PEACHTREE CORNERS, GEORGIA 30092

ARCHITECT NOTE:  
ALL NOTES REQUESTING VERIFICATION,  
CONFIRMATION, OR INFORMATION THAT ARE  
NOT ANSWERED ARE ASSUMED TO BE  
CORRECT AS SHOWN ON THESE DRAWINGS.

## STAMPS/ SUBMITTALS:

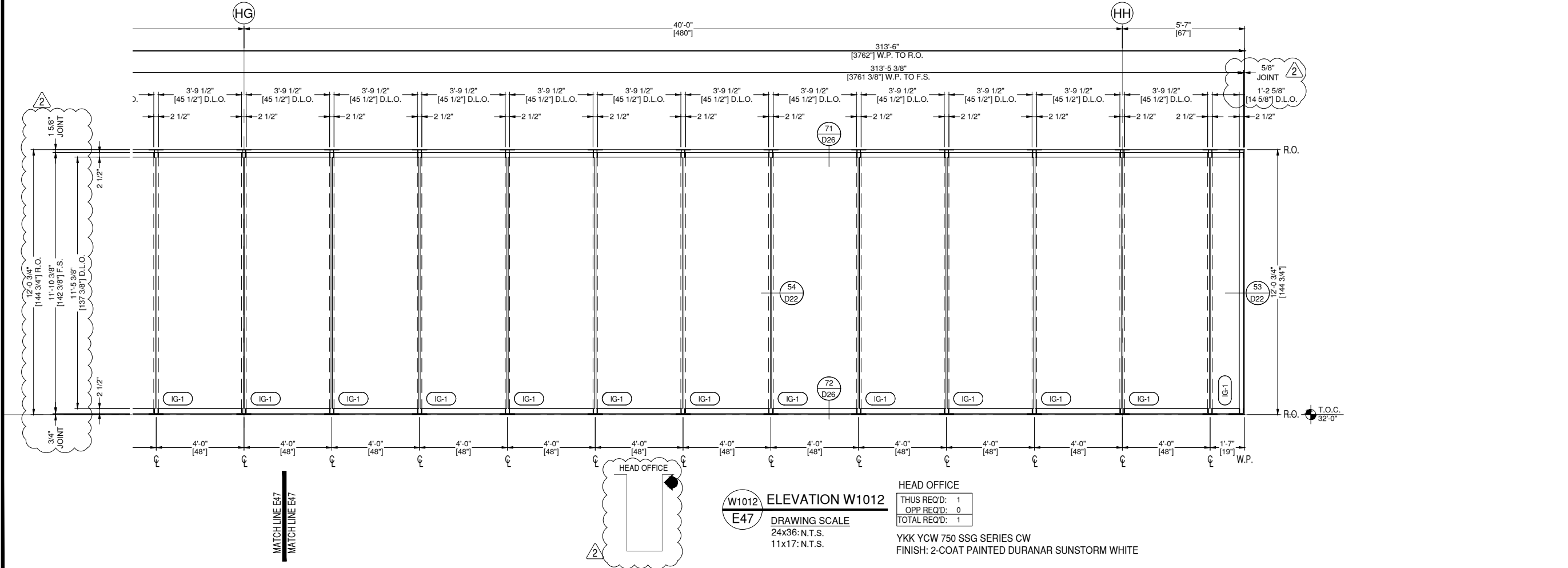
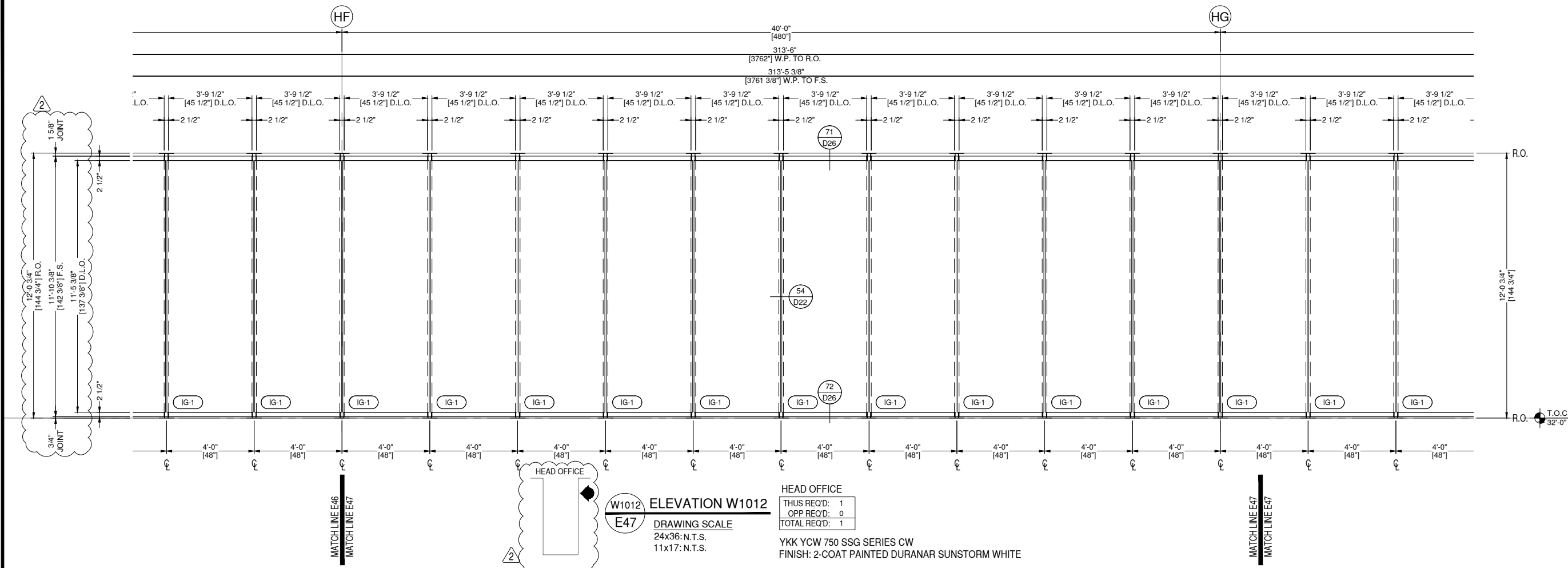
REVISION	DATE
0	11.29.23
1	12.21.23
2	02.01.24
3	02.28.24
4	04.08.24

PROJECT NUMBER:  
**23-275**

PROJECT NAME:  
**HYUNDAI - HMGMA**

SHEET DESCRIPTION:  
**ELEVATIONS**

SHEET:  
**E47**

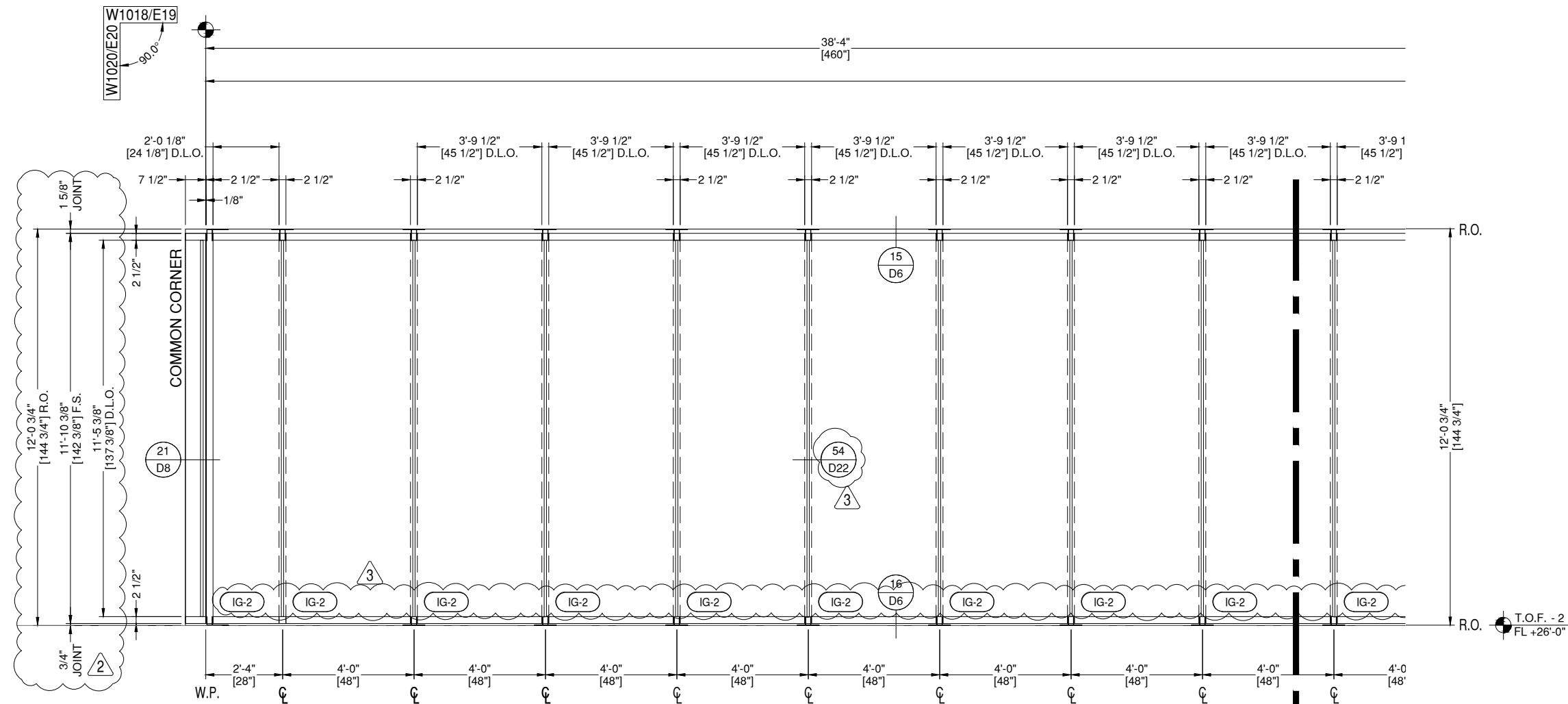


### ARCHITECT:

ATLAS COLLABORATIVE  
5185 PEACHTREE PARKWAY, BLDG 1200  
SUITE 280  
PEACHTREE CORNERS, GEORGIA 30092

ARCHITECT NOTE:  
ALL NOTES REQUESTING VERIFICATION,  
CONFIRMATION, OR INFORMATION THAT ARE  
NOT ANSWERED ARE ASSUMED TO BE  
CORRECT AS SHOWN ON THESE DRAWINGS.

### STAMPS/ SUBMITTALS:



**W1013 ELEVATION W1013**  
**E48** DRAWING SCALE  
24x36: 1/2" = 1'-0"  
11x17: 1/4" = 1'-0"

HEAD OFFICE  
ARCH. REF.  
1/500-A-619

THUS REQ'D:	1
OPP REQ'D:	0
TOTAL REQ'D:	1

3 YKK YCW 750 SSG SERIES CW  
FINISH: 2-COAT PAINTED DURANAR SUNSTORM  
WHITE

**W1016 ELEVATION W1016**  
**E48** DRAWING SCALE  
24x36: 1/2" = 1'-0"  
11x17: 1/4" = 1'-0"

HEAD OFFICE  
ARCH. REF.  
4/500-A-619

THUS REQ'D:	1
OPP REQ'D:	0
TOTAL REQ'D:	1

3 YKK YCW 750 SSG SERIES CW  
FINISH: 2-COAT PAINTED DURANAR SUNSTORM  
WHITE

REVISION	DATE
0	11.29.23
1	12.21.23
2	02.01.24
3	02.28.24
4	04.08.24

PROJECT NUMBER:  
**23-275**

PROJECT NAME:  
**HYUNDAI - HMGMA**

SHEET DESCRIPTION:  
**ELEVATIONS**

SHEET:  
**E48**

### ARCHITECT:

ATLAS COLLABORATIVE  
5185 PEACHTREE PARKWAY, BLDG 1200  
SUITE 280  
PEACHTREE CORNERS, GEORGIA 30092

ARCHITECT NOTE:  
ALL NOTES REQUESTING VERIFICATION,  
CONFIRMATION, OR INFORMATION THAT ARE  
NOT ANSWERED ARE ASSUMED TO BE  
CORRECT AS SHOWN ON THESE DRAWINGS.

### STAMPS/ SUBMITTALS:

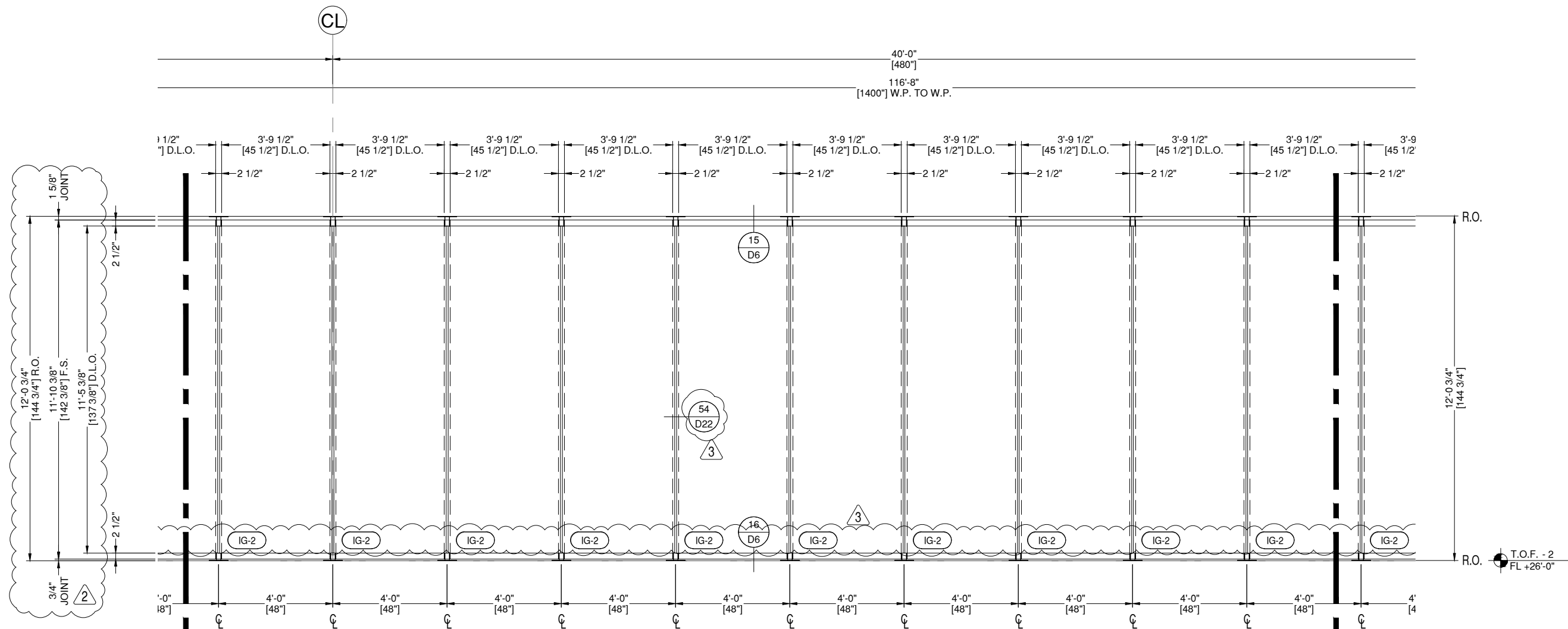
REVISION	DATE
0	11.29.23
1	12.21.23
2	02.01.24
3	02.28.24
4	04.08.24

PROJECT NUMBER:  
**23-275**

PROJECT NAME:  
**HYUNDAI - HMGMA**

SHEET DESCRIPTION:  
**ELEVATIONS**

SHEET:  
**E48A**



**W1013** ELEVATION W1013  
**E48A** DRAWING SCALE  
24x36: 1/2" = 1'-0"  
11x17: 1/4" = 1'-0"

THUS REQ'D: 1  
OPP REQ'D: 0  
TOTAL REQ'D: 1

HEAD OFFICE

ARCH. REF.  
1/500-A-619

**3** YKK YCW 750 SSG SERIES CW  
FINISH: 2-COAT PAINTED DURANAR SUNSTORM  
WHITE

**W1016** ELEVATION W1016  
**E48A** DRAWING SCALE  
24x36: 1/2" = 1'-0"  
11x17: 1/4" = 1'-0"

THUS REQ'D: 1  
OPP REQ'D: 0  
TOTAL REQ'D: 1

HEAD OFFICE

ARCH. REF.  
4/500-A-619

**3** YKK YCW 750 SSG SERIES CW  
FINISH: 2-COAT PAINTED DURANAR SUNSTORM  
WHITE

### ARCHITECT:

ATLAS COLLABORATIVE  
5185 PEACHTREE PARKWAY, BLDG 1200  
SUITE 280  
PEACHTREE CORNERS, GEORGIA 30092

ARCHITECT NOTE:  
ALL NOTES REQUESTING VERIFICATION,  
CONFIRMATION, OR INFORMATION THAT ARE  
NOT ANSWERED ARE ASSUMED TO BE  
CORRECT AS SHOWN ON THESE DRAWINGS.

### STAMPS/ SUBMITTALS:

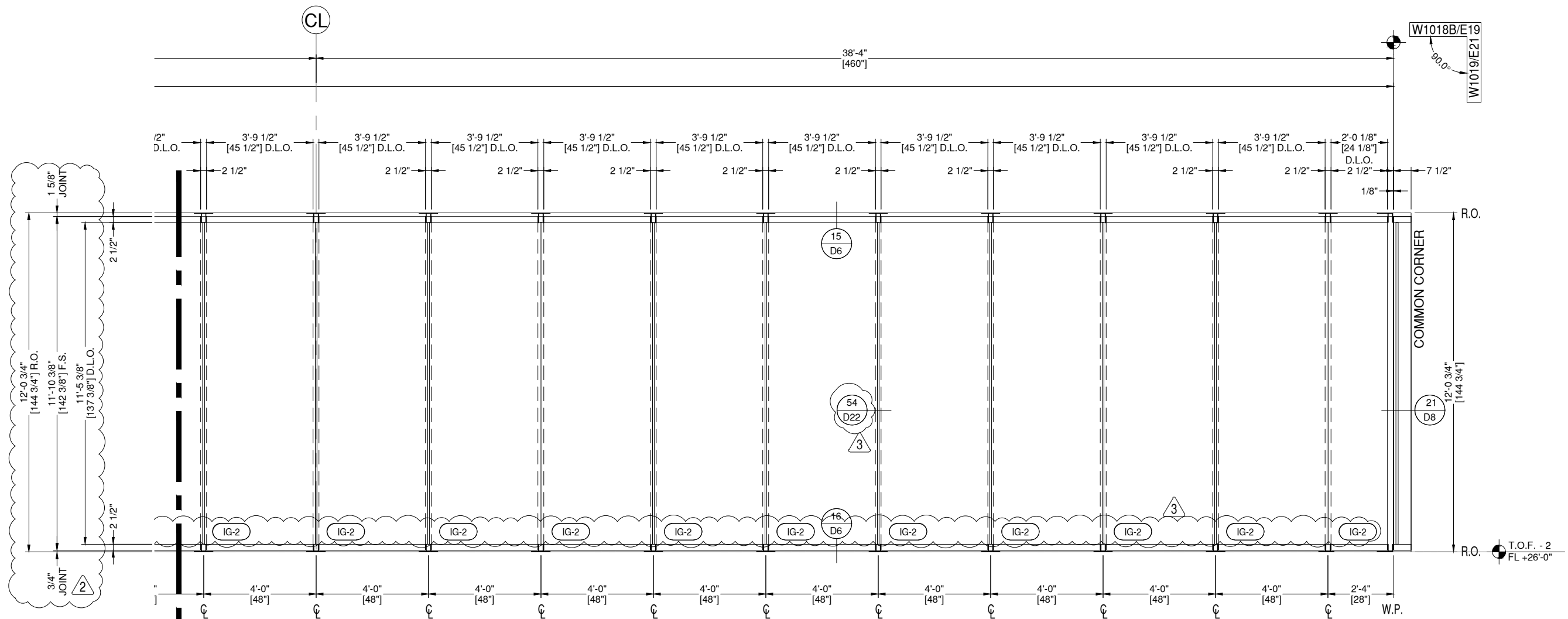
REVISION	DATE
0	11.29.23
1	12.21.23
2	02.01.24
3	02.28.24
4	04.08.24

PROJECT NUMBER:  
**23-275**

PROJECT NAME:  
**HYUNDAI - HMGMA**

SHEET DESCRIPTION:  
**ELEVATIONS**

SHEET:  
**E48B**



**W1013 ELEVATION W1013**  
**E48B** DRAWING SCALE  
24x36: 1/2" = 1'-0"  
11x17: 1/4" = 1'-0"

THUS REQ'D: 1  
OPP REQ'D: 0  
TOTAL REQ'D: 1

HEAD OFFICE  
ARCH. REF.  
1/500-A-619

3 YKK YCW 750 SSG SERIES CW  
FINISH: 2-COAT PAINTED DURANAR SUNSTORM  
WHITE

**W1016 ELEVATION W1016**  
**E48B** DRAWING SCALE  
24x36: 1/2" = 1'-0"  
11x17: 1/4" = 1'-0"

THUS REQ'D: 1  
OPP REQ'D: 0  
TOTAL REQ'D: 1

HEAD OFFICE  
ARCH. REF.  
4/500-A-619

3 YKK YCW 750 SSG SERIES CW  
FINISH: 2-COAT PAINTED DURANAR SUNSTORM  
WHITE

## ARCHITECT:

ATLAS COLLABORATIVE  
5185 PEACHTREE PARKWAY, BLDG 1200  
SUITE 280  
PEACHTREE CORNERS, GEORGIA 30092

ARCHITECT NOTE:  
ALL NOTES REQUESTING VERIFICATION,  
CONFIRMATION, OR INFORMATION THAT ARE  
NOT ANSWERED ARE ASSUMED TO BE  
CORRECT AS SHOWN ON THESE DRAWINGS.

## STAMPS/ SUBMITTALS:

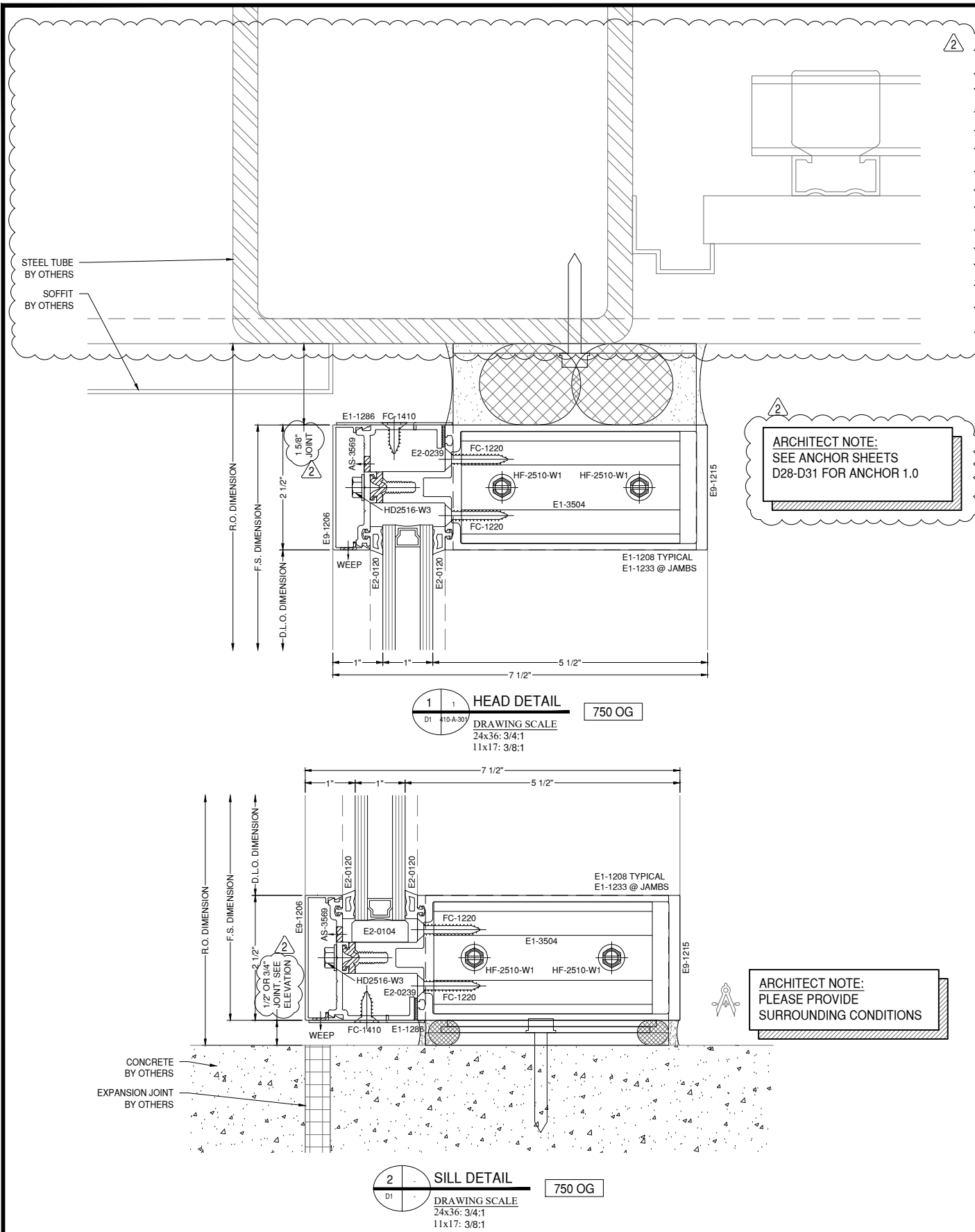
REVISION	DATE
0	11.29.23
1	12.21.23
2	02.01.24
3	02.28.24
4	04.08.24

PROJECT NUMBER:  
**23-275**

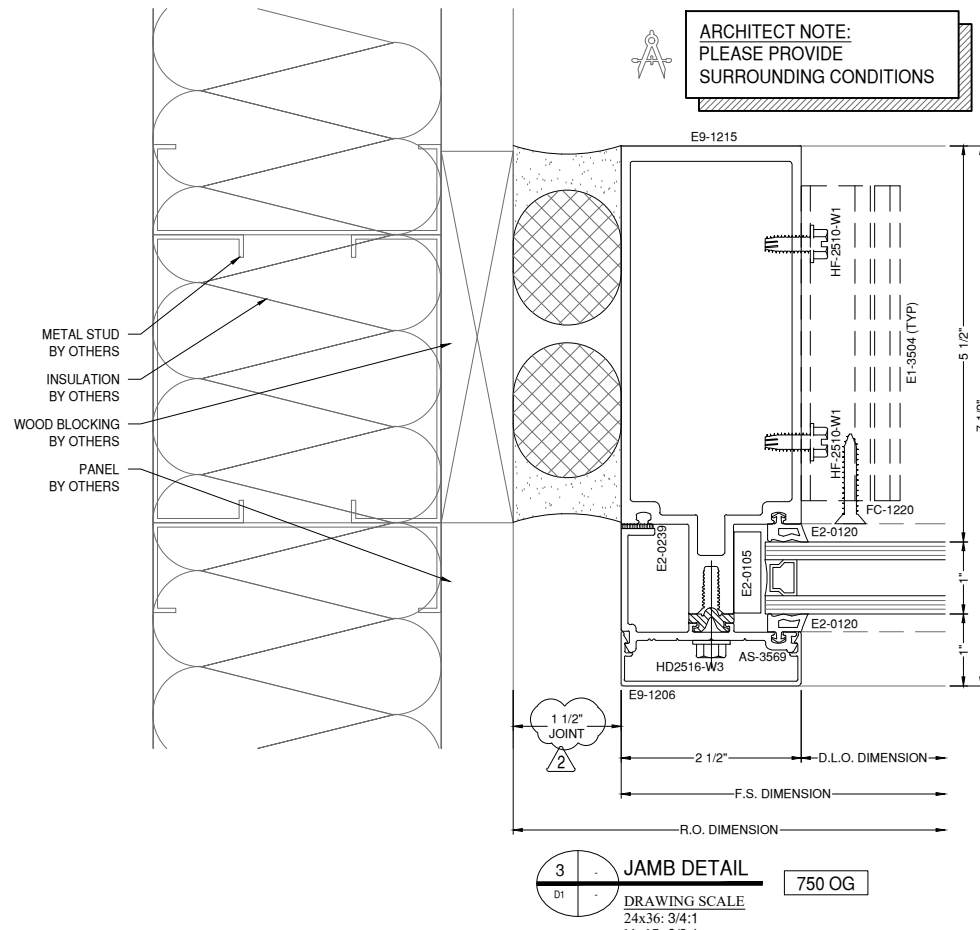
PROJECT NAME:  
**HYUNDAI - HMGMA**

SHEET DESCRIPTION:  
**DETAILS**

SHEET:  
**D1**



NOTE:  
FASTENERS SHOWN FOR LOCATION  
REFERENCE ONLY. FASTENER TYPE, SIZE  
AND SPACING ARE TO BE DETERMINED  
BY THE PROFESSIONAL ENGINEER.



### ARCHITECT:

ATLAS COLLABORATIVE  
5185 PEACHTREE PARKWAY, BLDG 1200  
SUITE 280  
PEACHTREE CORNERS, GEORGIA 30092

ARCHITECT NOTE:  
ALL NOTES REQUESTING VERIFICATION,  
CONFIRMATION, OR INFORMATION THAT ARE  
NOT ANSWERED ARE ASSUMED TO BE  
CORRECT AS SHOWN ON THESE DRAWINGS.

### STAMPS/ SUBMITTALS:

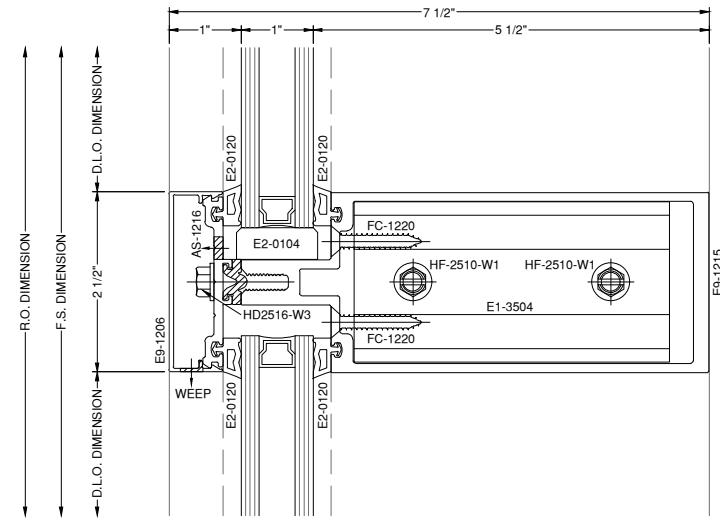
REVISION	DATE
0	11.29.23
1	12.21.23
2	02.01.24
3	02.28.24
4	04.08.24

PROJECT NUMBER:  
**23-275**

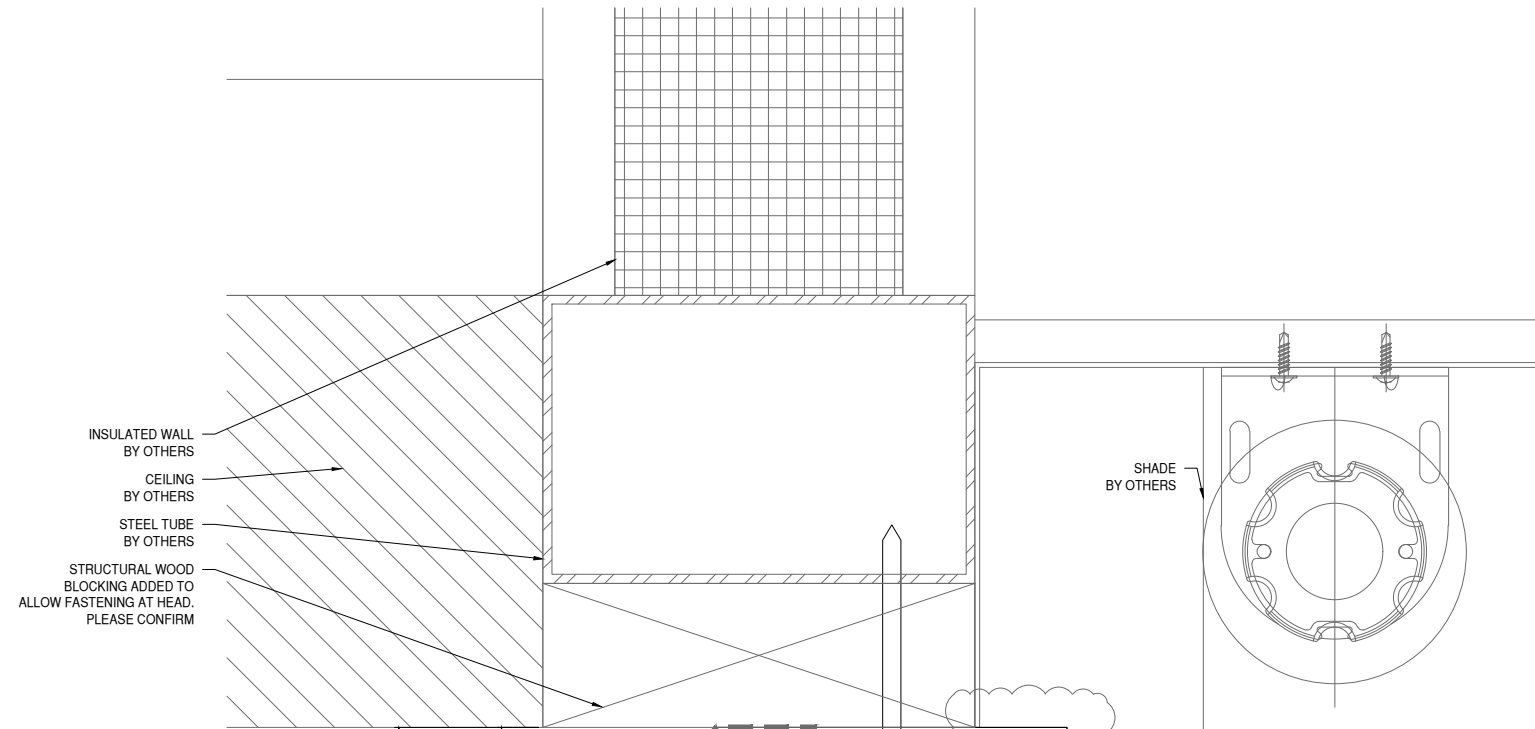
PROJECT NAME:  
**HYUNDAI - HMGMA**

SHEET DESCRIPTION:  
**DETAILS**

SHEET:  
**D2**



**4** HORIZ DETAIL  
DRAWING SCALE  
24x36: 3/4:1  
11x17: 3/8:1  
750 OG



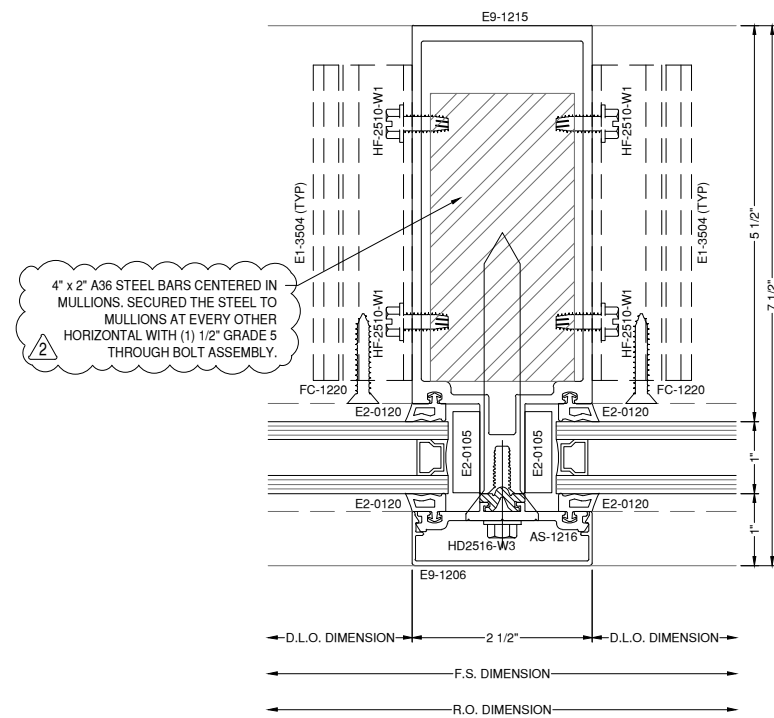
INSULATED WALL  
BY OTHERS  
CEILING  
BY OTHERS  
STEEL TUBE  
BY OTHERS  
STRUCTURAL WOOD  
BLOCKING ADDED TO  
ALLOW FASTENING AT HEAD,  
PLEASE CONFIRM

SHADE  
BY OTHERS

PLEASE CONFIRM OVERHANG  
DUE TO DIFFERENCE IN SYSTEM  
DEPTH FROM ARCHITECTURALS

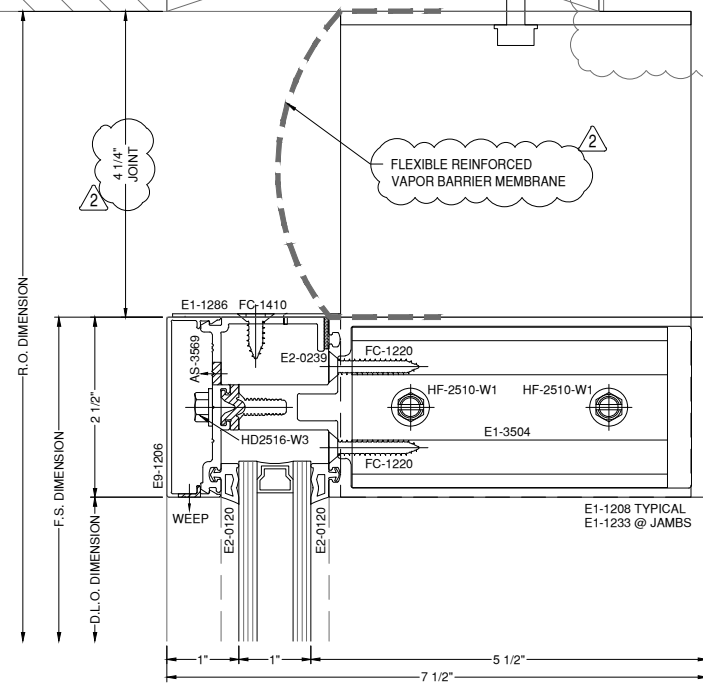
ARCHITECT NOTE:  
PLEASE VERIFY/CLARIFY  
SURROUNDING CONDITIONS

ARCHITECT NOTE:  
SEE ANCHOR SHEETS  
D28-D31 FOR ANCHORS 4.0  
AND 4.1



**5** VERT DETAIL  
DRAWING SCALE  
24x36: 3/4:1  
11x17: 3/8:1  
750 OG

NOTE:  
FASTENERS SHOWN FOR LOCATION  
REFERENCE ONLY. FASTENER TYPE, SIZE  
AND SPACING ARE TO BE DETERMINED  
BY THE PROFESSIONAL ENGINEER.



**6** HEAD DETAIL  
DRAWING SCALE  
24x36: 3/4:1  
11x17: 3/8:1  
750 OG

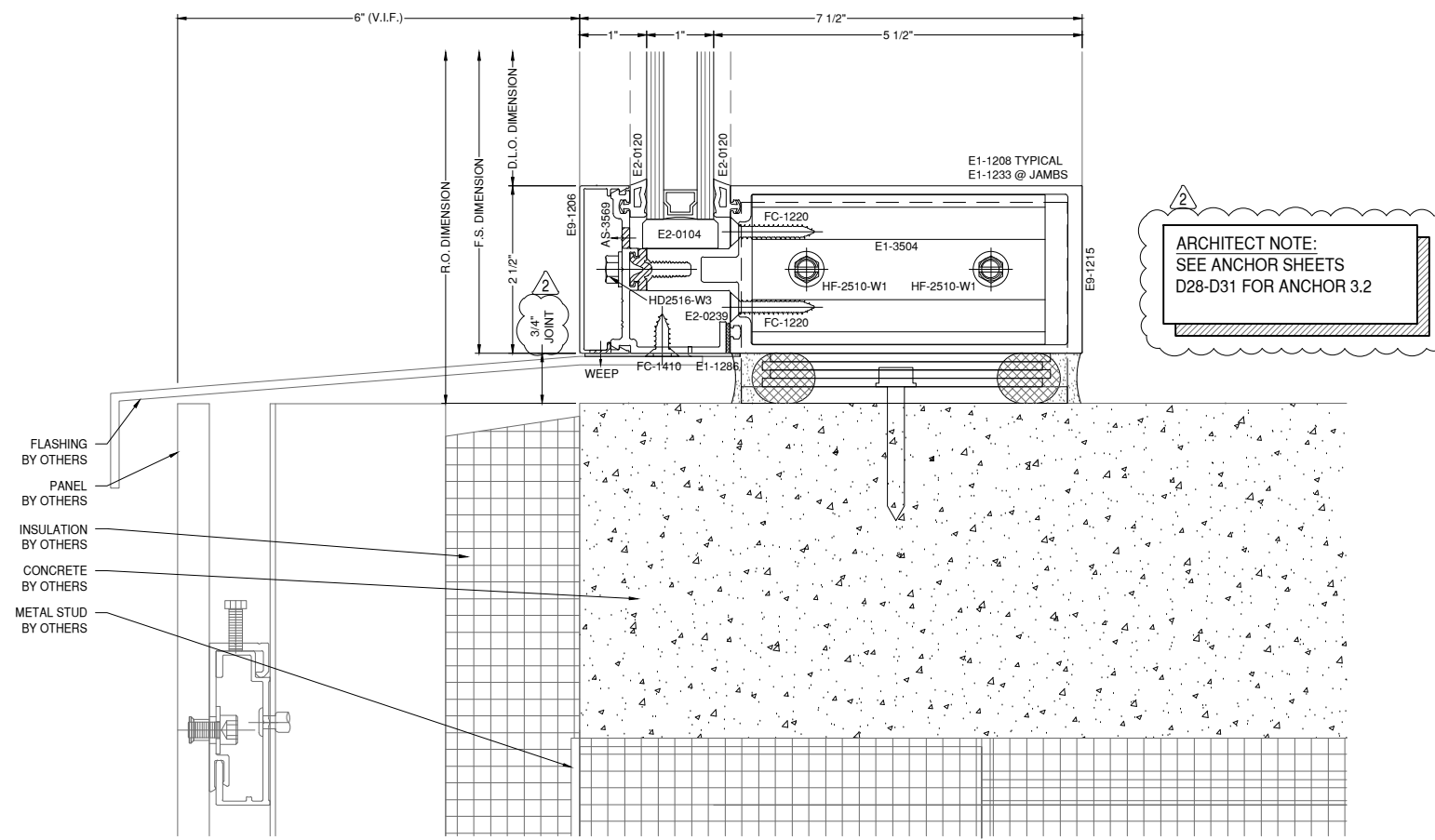
4 1/4\"/>

FLEXIBLE REINFORCED  
VAPOR BARRIER MEMBRANE

R.O. DIMENSION  
F.S. DIMENSION  
D.L.O. DIMENSION

E1-1208 TYPICAL  
E1-1233 @ JAMBS

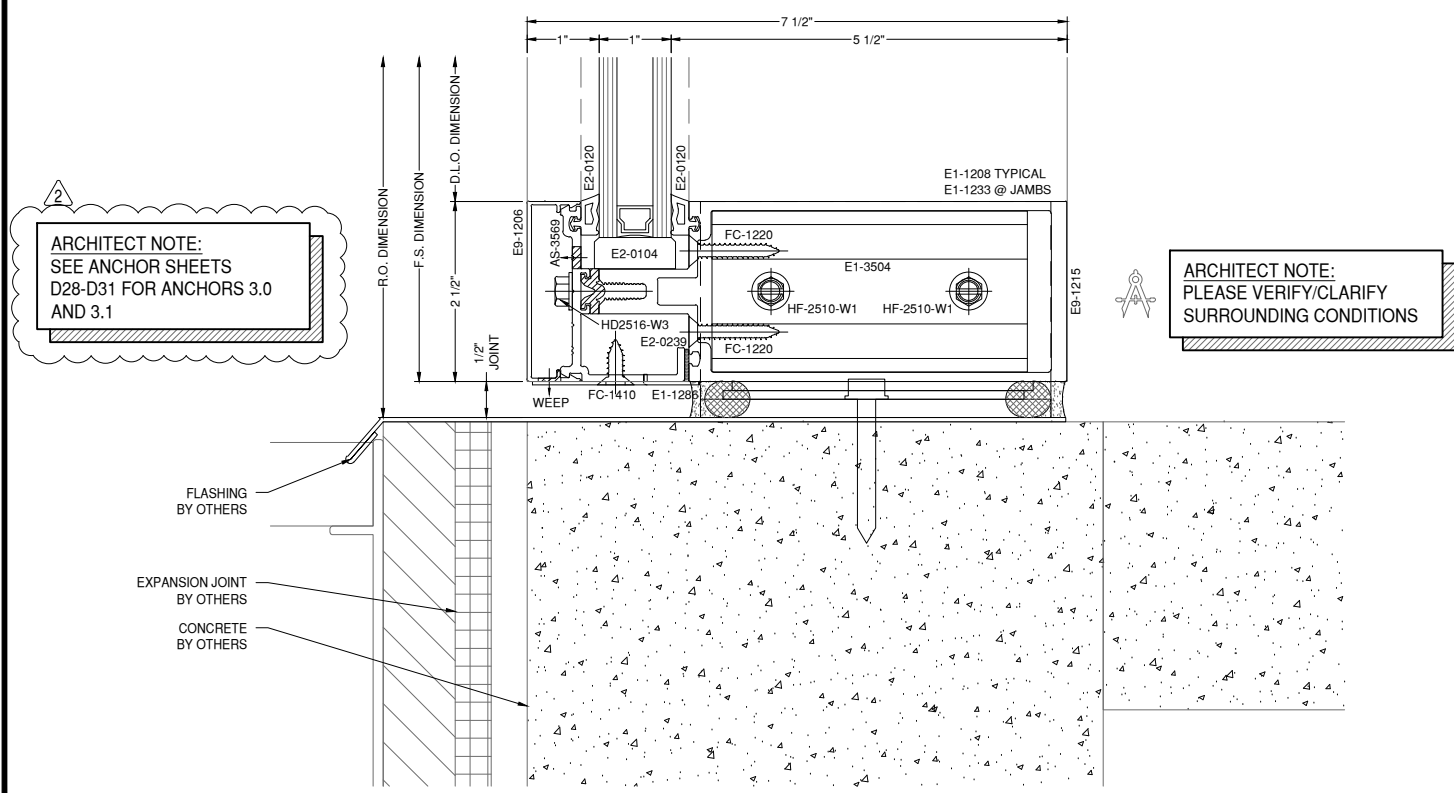
NOTE:  
FASTENERS SHOWN FOR LOCATION  
REFERENCE ONLY. FASTENER TYPE, SIZE  
AND SPACING ARE TO BE DETERMINED  
BY THE PROFESSIONAL ENGINEER.



ARCHITECT NOTE:  
SEE ANCHOR SHEETS  
D28-D31 FOR ANCHOR 3.2

FLASHING  
BY OTHERS  
PANEL  
BY OTHERS  
INSULATION  
BY OTHERS  
CONCRETE  
BY OTHERS  
METAL STUD  
BY OTHERS

7 SILL DETAIL  
DRAWING SCALE  
24x36: 3/4:1  
11x17: 3/8:1  
750 OG

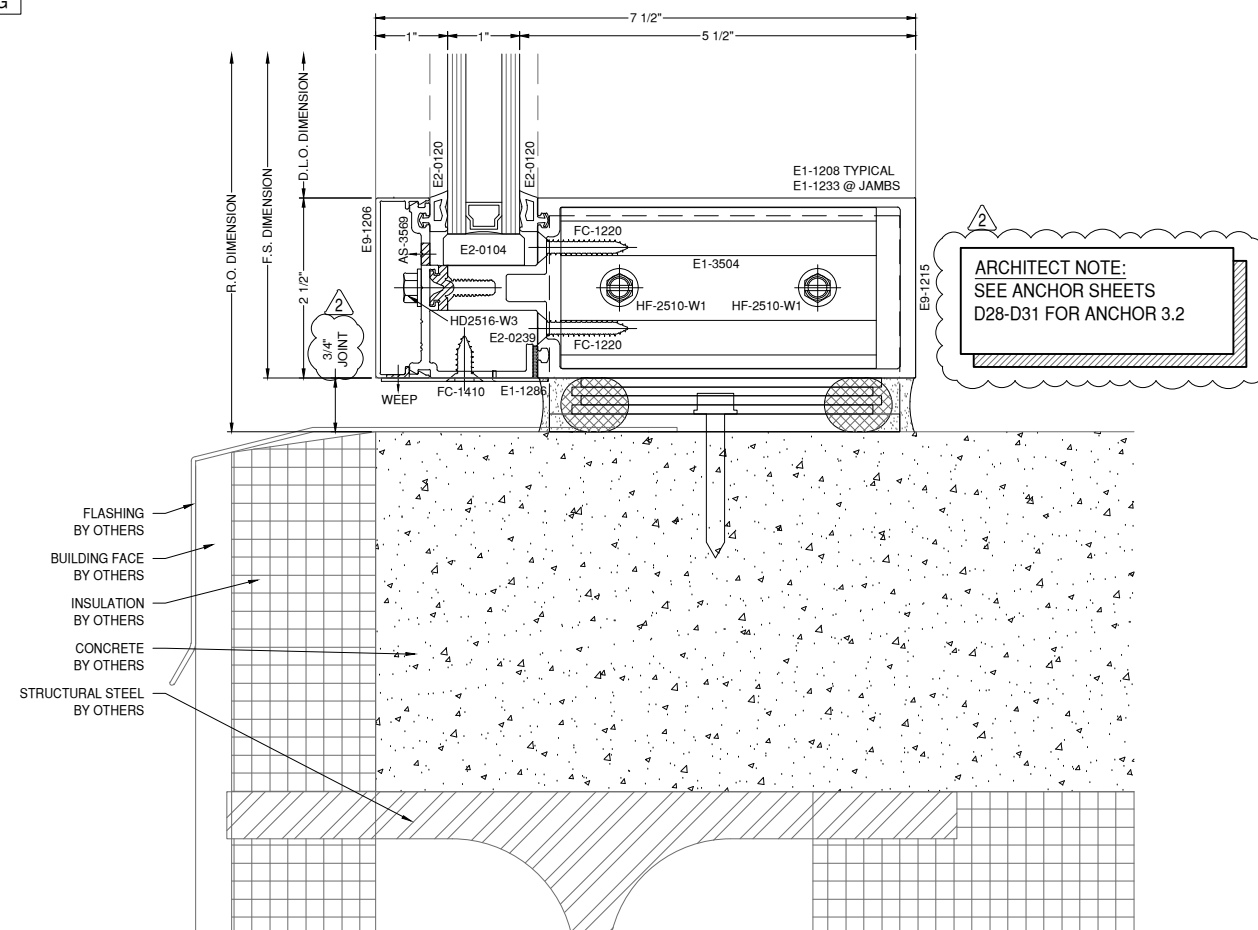


ARCHITECT NOTE:  
SEE ANCHOR SHEETS  
D28-D31 FOR ANCHORS 3.0  
AND 3.1

ARCHITECT NOTE:  
PLEASE VERIFY/CLARIFY  
SURROUNDING CONDITIONS

FLASHING  
BY OTHERS  
EXPANSION JOINT  
BY OTHERS  
CONCRETE  
BY OTHERS

8 SILL DETAIL  
DRAWING SCALE  
24x36: 3/4:1  
11x17: 3/8:1  
750 OG



ARCHITECT NOTE:  
SEE ANCHOR SHEETS  
D28-D31 FOR ANCHOR 3.2

FLASHING  
BY OTHERS  
BUILDING FACE  
BY OTHERS  
INSULATION  
BY OTHERS  
CONCRETE  
BY OTHERS  
STRUCTURAL STEEL  
BY OTHERS

9 SILL DETAIL  
DRAWING SCALE  
24x36: 3/4:1  
11x17: 3/8:1  
750 OG

BUILD EGA

4274 SHACKLEFORD RD, SUITE A  
NORCROSS, GA 30093  
PH: 678-355-9010

MP drafting  
& design

www.MPDRAFTING.com  
P: 248.522.7096  
F: 248.522.7030

ARCHITECT:

ATLAS COLLABORATIVE  
5185 PEACHTREE PARKWAY, BLDG 1200  
SUITE 280  
PEACHTREE CORNERS, GEORGIA 30092

ARCHITECT NOTE:  
ALL NOTES REQUESTING VERIFICATION,  
CONFIRMATION, OR INFORMATION THAT ARE  
NOT ANSWERED ARE ASSUMED TO BE  
CORRECT AS SHOWN ON THESE DRAWINGS.

STAMPS/  
SUBMITTALS:

REVISION	DATE
0	11.29.23
1	12.21.23
2	02.01.24
3	02.28.24
4	04.08.24

PROJECT NUMBER:  
23-275

PROJECT NAME:  
HYUNDAI - HMGMA

SHEET DESCRIPTION:  
DETAILS

SHEET:  
D3

**ARCHITECT:**

ATLAS COLLABORATIVE  
 5185 PEACHTREE PARKWAY, BLDG 1200  
 SUITE 280  
 PEACHTREE CORNERS, GEORGIA 30092

ARCHITECT NOTE:  
 ALL NOTES REQUESTING VERIFICATION,  
 CONFIRMATION, OR INFORMATION THAT ARE  
 NOT ANSWERED ARE ASSUMED TO BE  
 CORRECT AS SHOWN ON THESE DRAWINGS.

**STAMPS/  
 SUBMITTALS:**

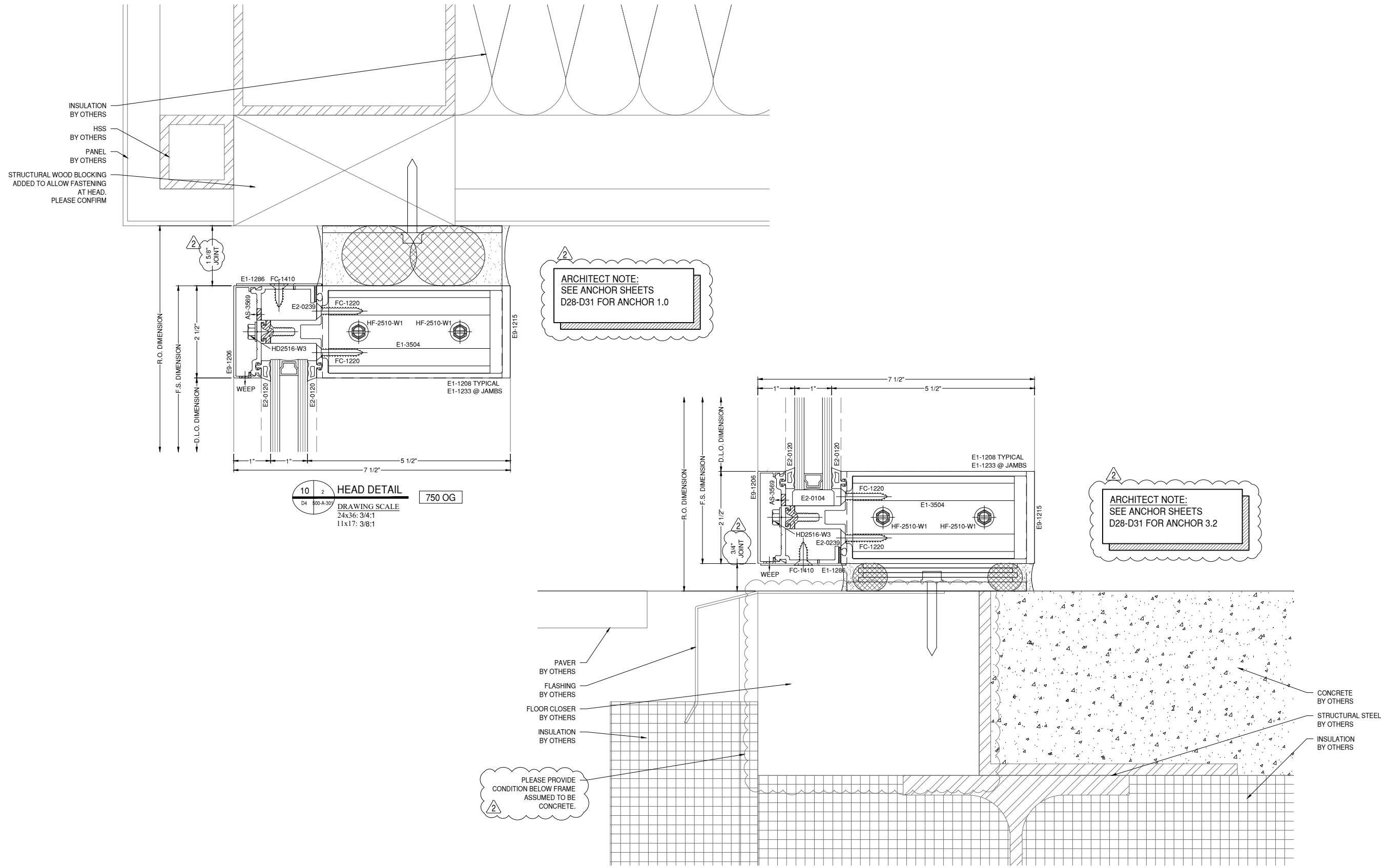
REVISION	DATE
0	11.29.23
1	12.21.23
2	02.01.24
3	02.28.24
4	04.08.24

PROJECT NUMBER:  
**23-275**

PROJECT NAME:  
**HYUNDAI - HMGMA**

SHEET DESCRIPTION:  
**DETAILS**

SHEET:  
**D4**



NOTE:  
 FASTENERS SHOWN FOR LOCATION  
 REFERENCE ONLY. FASTENER TYPE, SIZE  
 AND SPACING ARE TO BE DETERMINED  
 BY THE PROFESSIONAL ENGINEER.

**ARCHITECT:**

ATLAS COLLABORATIVE  
5185 PEACHTREE PARKWAY, BLDG 1200  
SUITE 280  
PEACHTREE CORNERS, GEORGIA 30092

ARCHITECT NOTE:  
ALL NOTES REQUESTING VERIFICATION,  
CONFIRMATION, OR INFORMATION THAT ARE  
NOT ANSWERED ARE ASSUMED TO BE  
CORRECT AS SHOWN ON THESE DRAWINGS.

**STAMPS/  
SUBMITTALS:**

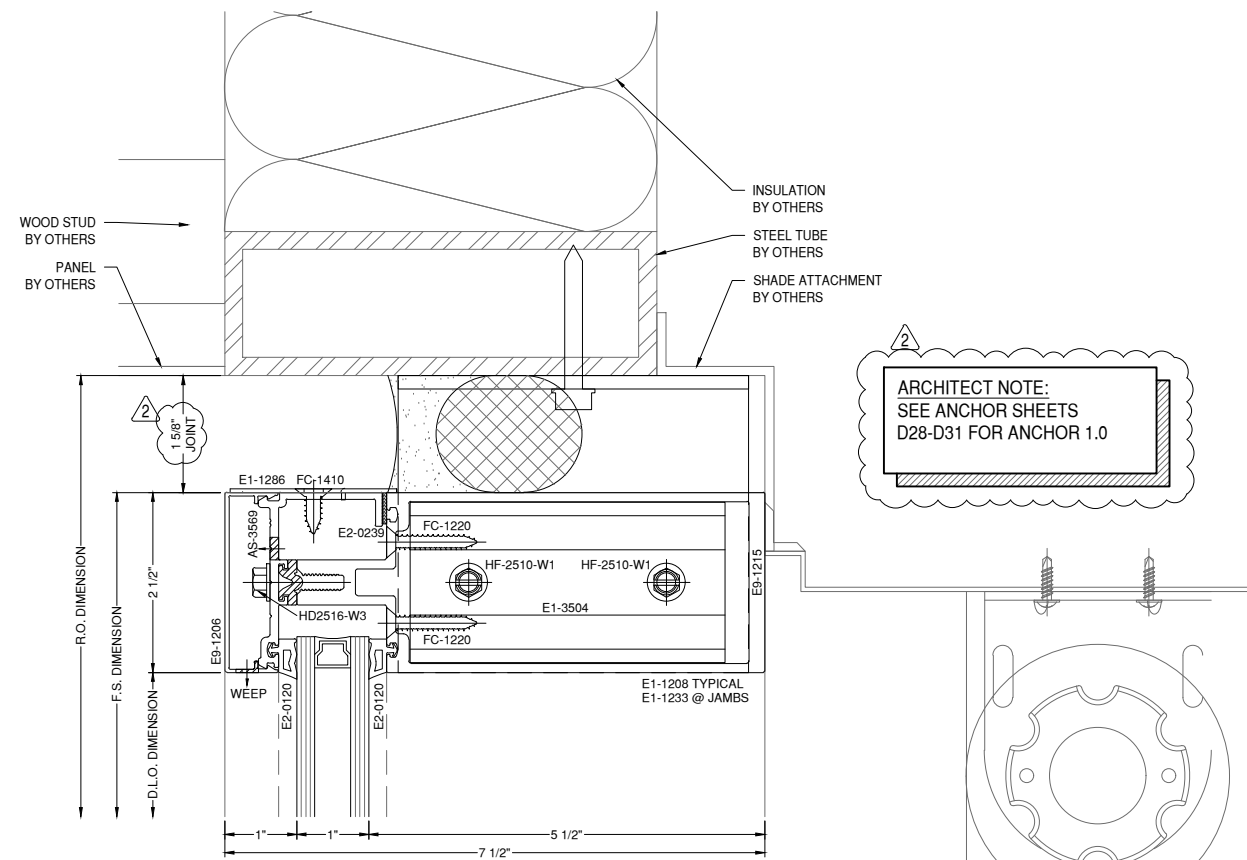
REVISION	DATE
0	11.29.23
1	12.21.23
2	02.01.24
3	02.28.24
4	04.08.24

PROJECT NUMBER:  
**23-275**

PROJECT NAME:  
**HYUNDAI - HMGMA**

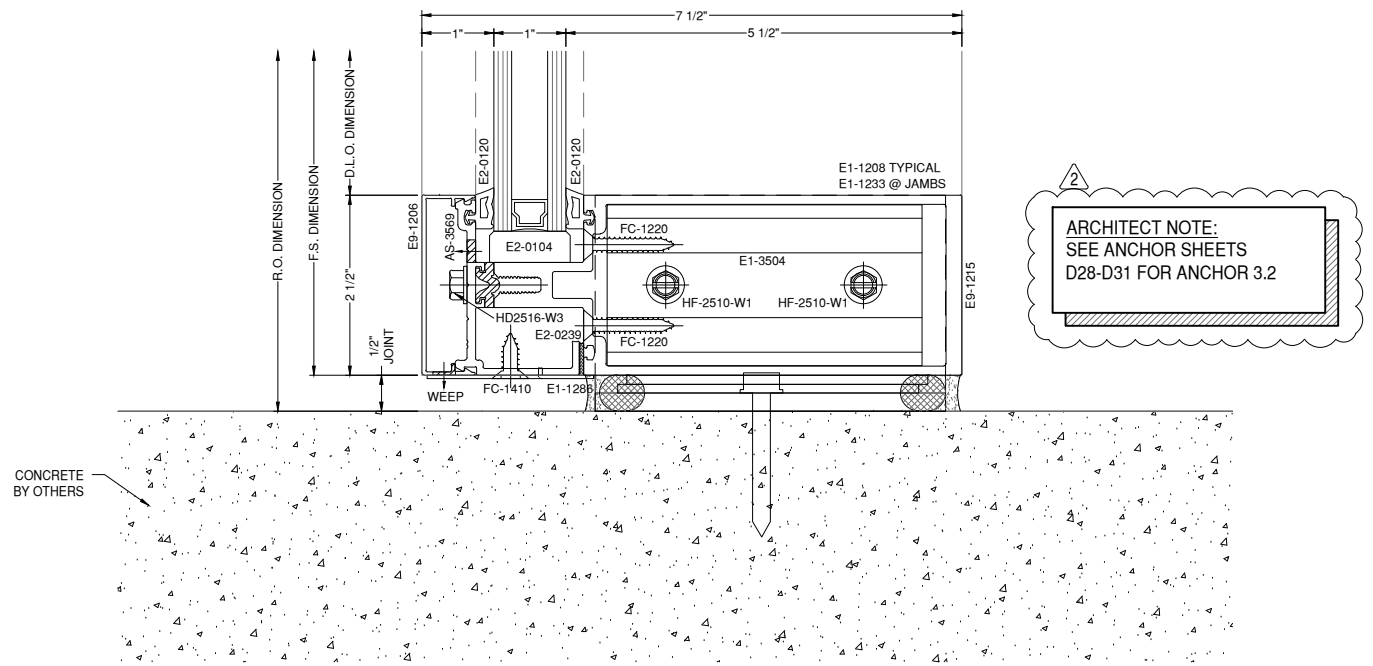
SHEET DESCRIPTION:  
**DETAILS**

SHEET:  
**D5**



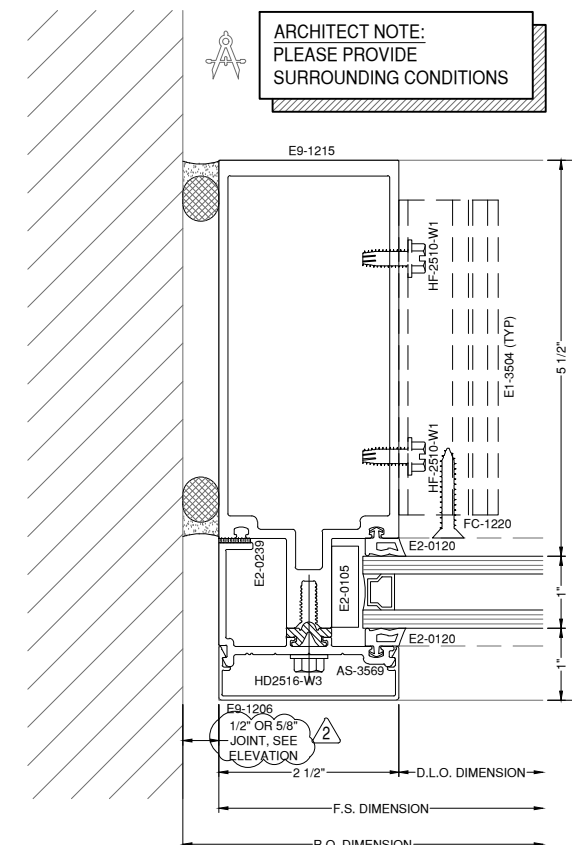
ARCHITECT NOTE:  
SEE ANCHOR SHEETS  
D28-D31 FOR ANCHOR 1.0

**12 HEAD DETAIL**  
D5 00-A-307  
DRAWING SCALE  
24x36: 3/4:1  
11x17: 3/8:1  
**750 OG**



ARCHITECT NOTE:  
SEE ANCHOR SHEETS  
D28-D31 FOR ANCHOR 3.2

**13 SILL DETAIL**  
D5 00-A-307  
DRAWING SCALE  
24x36: 3/4:1  
11x17: 3/8:1  
**750 OG**



ARCHITECT NOTE:  
PLEASE PROVIDE  
SURROUNDING CONDITIONS

**14 JAMB DETAIL**  
D5 00-A-307  
DRAWING SCALE  
24x36: 3/4:1  
11x17: 3/8:1  
**750 OG**

NOTE:  
FASTENERS SHOWN FOR LOCATION  
REFERENCE ONLY. FASTENER TYPE, SIZE  
AND SPACING ARE TO BE DETERMINED  
BY THE PROFESSIONAL ENGINEER.

**ARCHITECT:**

ATLAS COLLABORATIVE  
5185 PEACHTREE PARKWAY, BLDG 1200  
SUITE 280  
PEACHTREE CORNERS, GEORGIA 30092

ARCHITECT NOTE:  
ALL NOTES REQUESTING VERIFICATION,  
CONFIRMATION, OR INFORMATION THAT ARE  
NOT ANSWERED ARE ASSUMED TO BE  
CORRECT AS SHOWN ON THESE DRAWINGS.

**STAMPS/  
SUBMITTALS:**

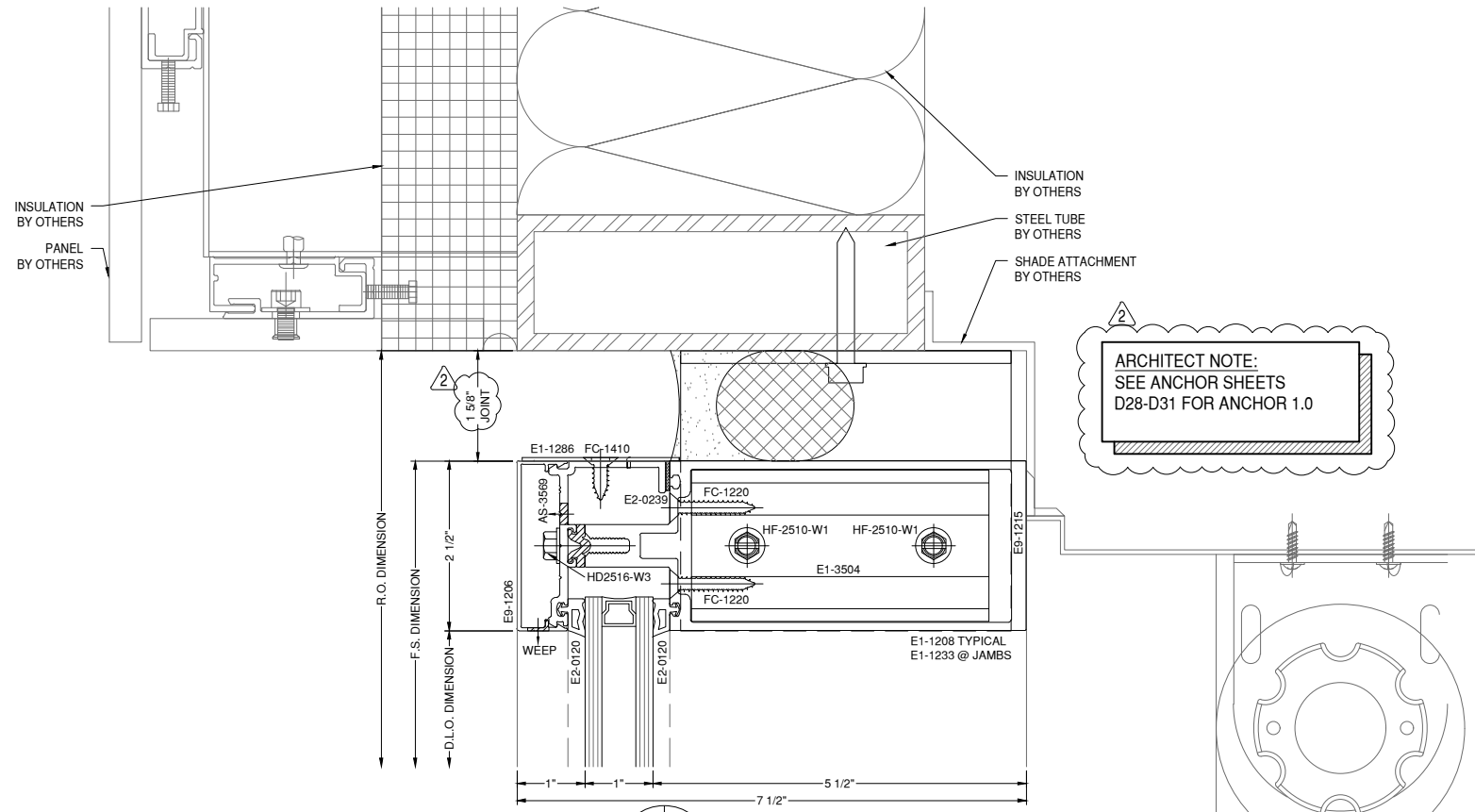
REVISION	DATE
0	11.29.23
1	12.21.23
2	02.01.24
3	02.28.24
4	04.08.24

PROJECT NUMBER:  
**23-275**

PROJECT NAME:  
**HYUNDAI - HMGMA**

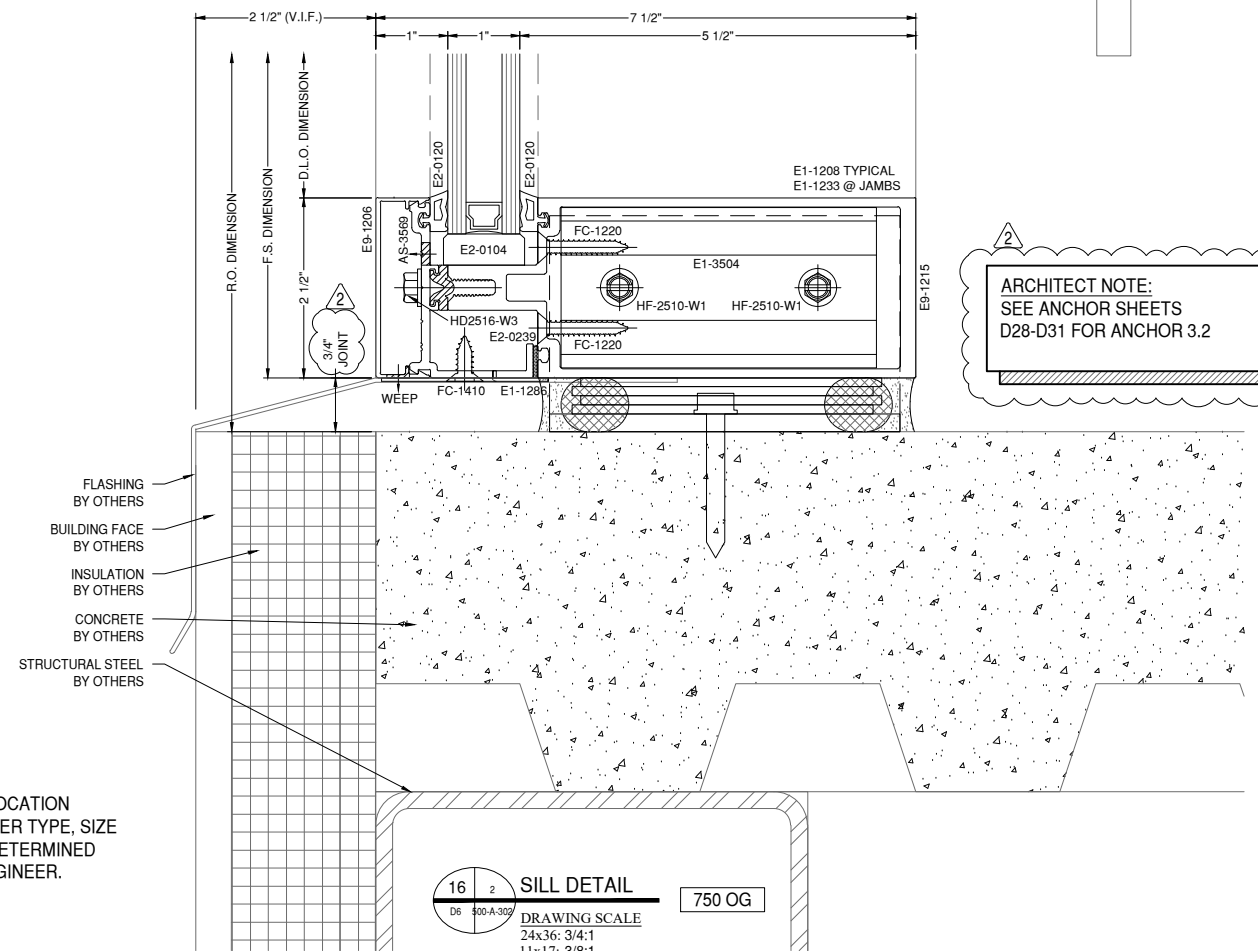
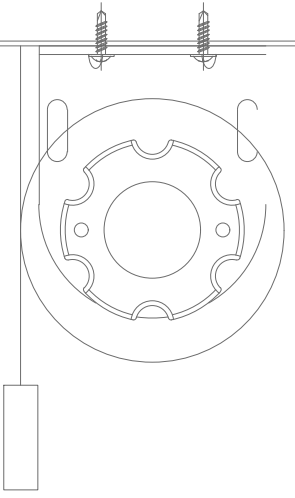
SHEET DESCRIPTION:  
**DETAILS**

SHEET:  
**D6**



ARCHITECT NOTE:  
SEE ANCHOR SHEETS  
D28-D31 FOR ANCHOR 1.0

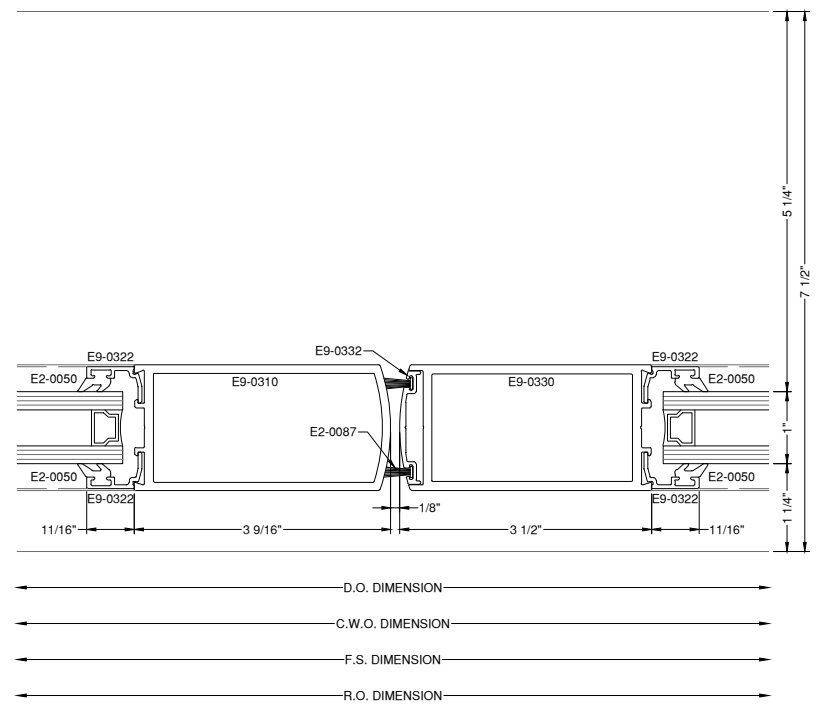
**15** HEAD DETAIL  
DRAWING SCALE  
24x36: 3/4:1  
11x17: 3/8:1  
750 OG



ARCHITECT NOTE:  
SEE ANCHOR SHEETS  
D28-D31 FOR ANCHOR 3.2

**16** SILL DETAIL  
DRAWING SCALE  
24x36: 3/4:1  
11x17: 3/8:1  
750 OG

NOTE:  
FASTENERS SHOWN FOR LOCATION  
REFERENCE ONLY. FASTENER TYPE, SIZE  
AND SPACING ARE TO BE DETERMINED  
BY THE PROFESSIONAL ENGINEER.



**17** DOOR STILE DETAIL  
DRAWING SCALE  
24x36: 3/4:1  
11x17: 3/8:1  
750 OG  
35D

**ARCHITECT:**

ATLAS COLLABORATIVE  
 5185 PEACHTREE PARKWAY, BLDG 1200  
 SUITE 280  
 PEACHTREE CORNERS, GEORGIA 30092

ARCHITECT NOTE:  
 ALL NOTES REQUESTING VERIFICATION,  
 CONFIRMATION, OR INFORMATION THAT ARE  
 NOT ANSWERED ARE ASSUMED TO BE  
 CORRECT AS SHOWN ON THESE DRAWINGS.

**STAMPS/  
 SUBMITTALS:**

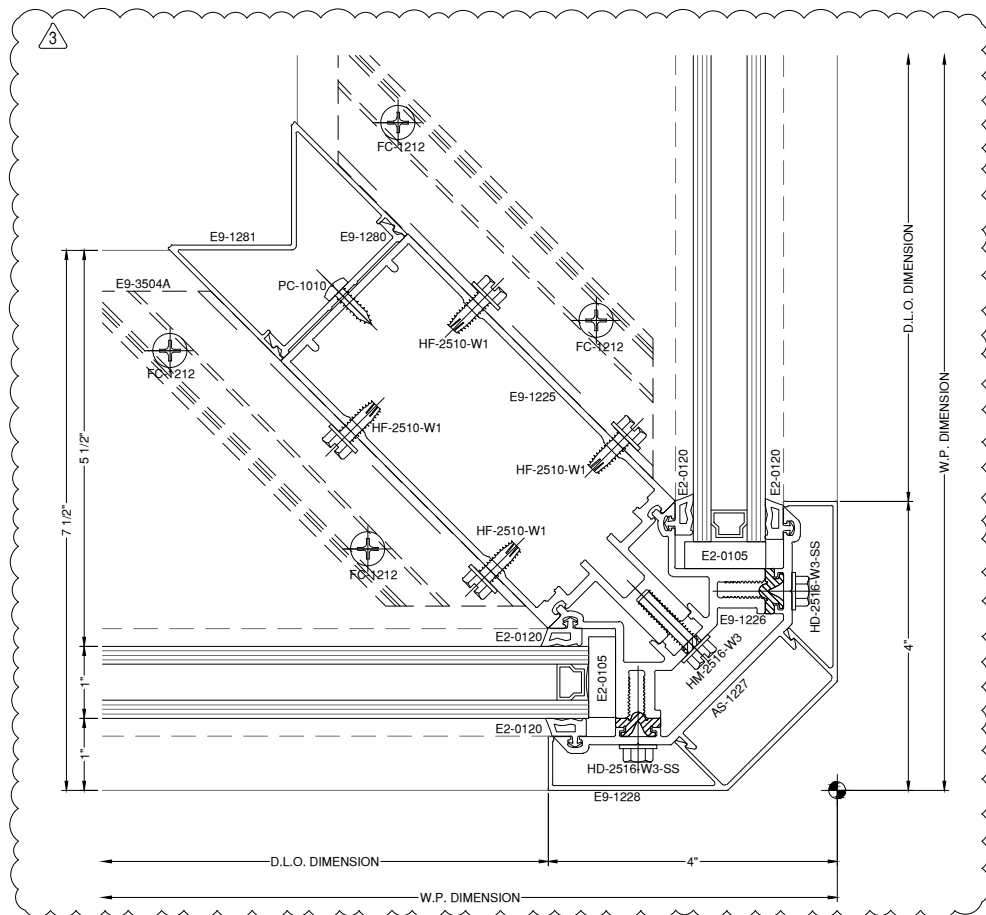
REVISION	DATE
0	11.29.23
1	12.21.23
2	02.01.24
3	02.28.24
4	04.08.24

PROJECT NUMBER:  
**23-275**

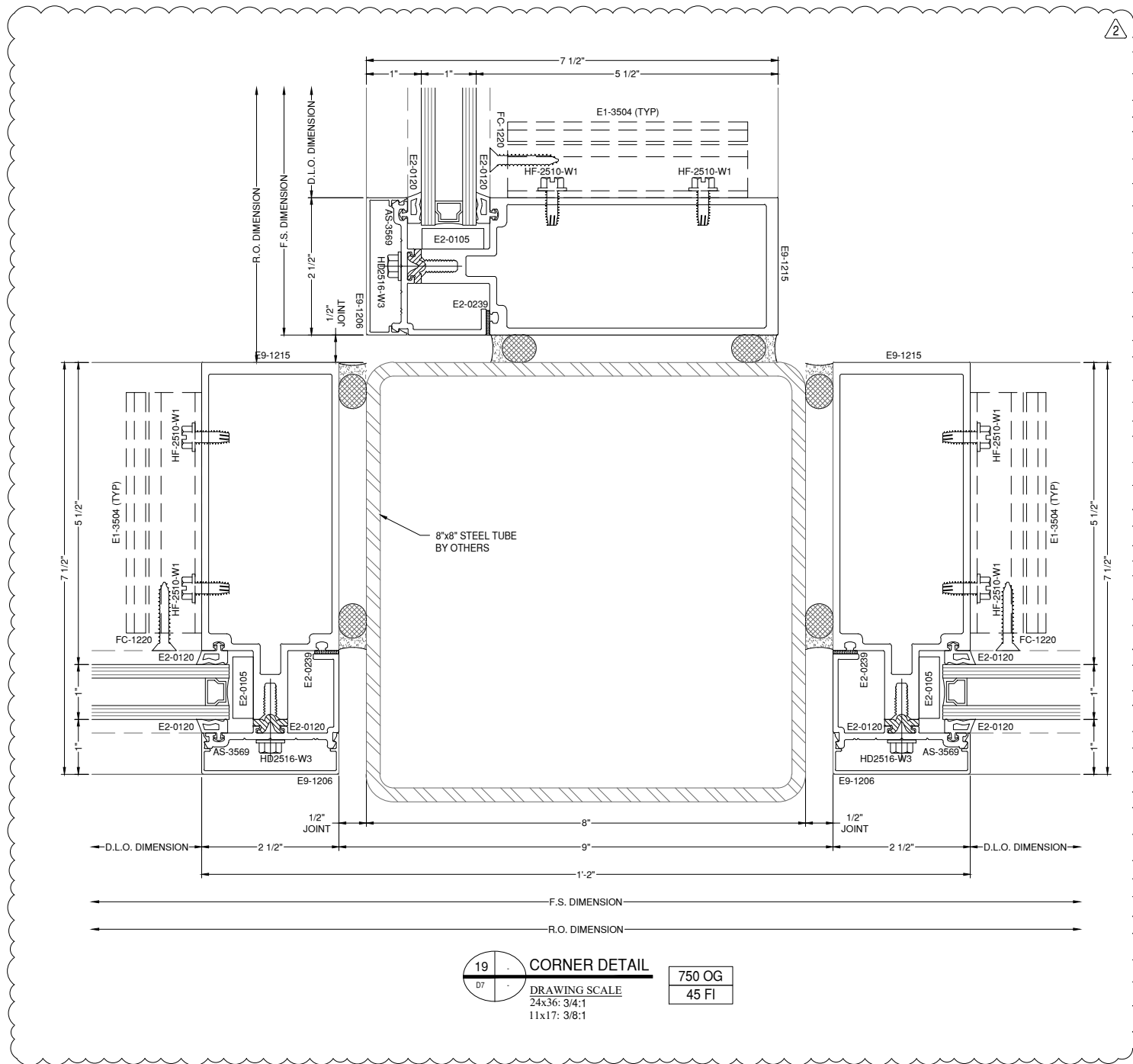
PROJECT NAME:  
**HYUNDAI - HMGMA**

SHEET DESCRIPTION:  
**DETAILS**

SHEET:  
**D7**



**18** CORNER DETAIL  
 DRAWING SCALE  
 24x36: 3/4:1  
 11x17: 3/8:1  
 750 OG



**19** CORNER DETAIL  
 DRAWING SCALE  
 24x36: 3/4:1  
 11x17: 3/8:1  
 750 OG  
 45 FI

BUILD EGA

4274 SHACKLEFORD RD, SUITE A  
 NORCROSS, GA 30093  
 PH: 678-355-9010

**MP** drafting  
 & design

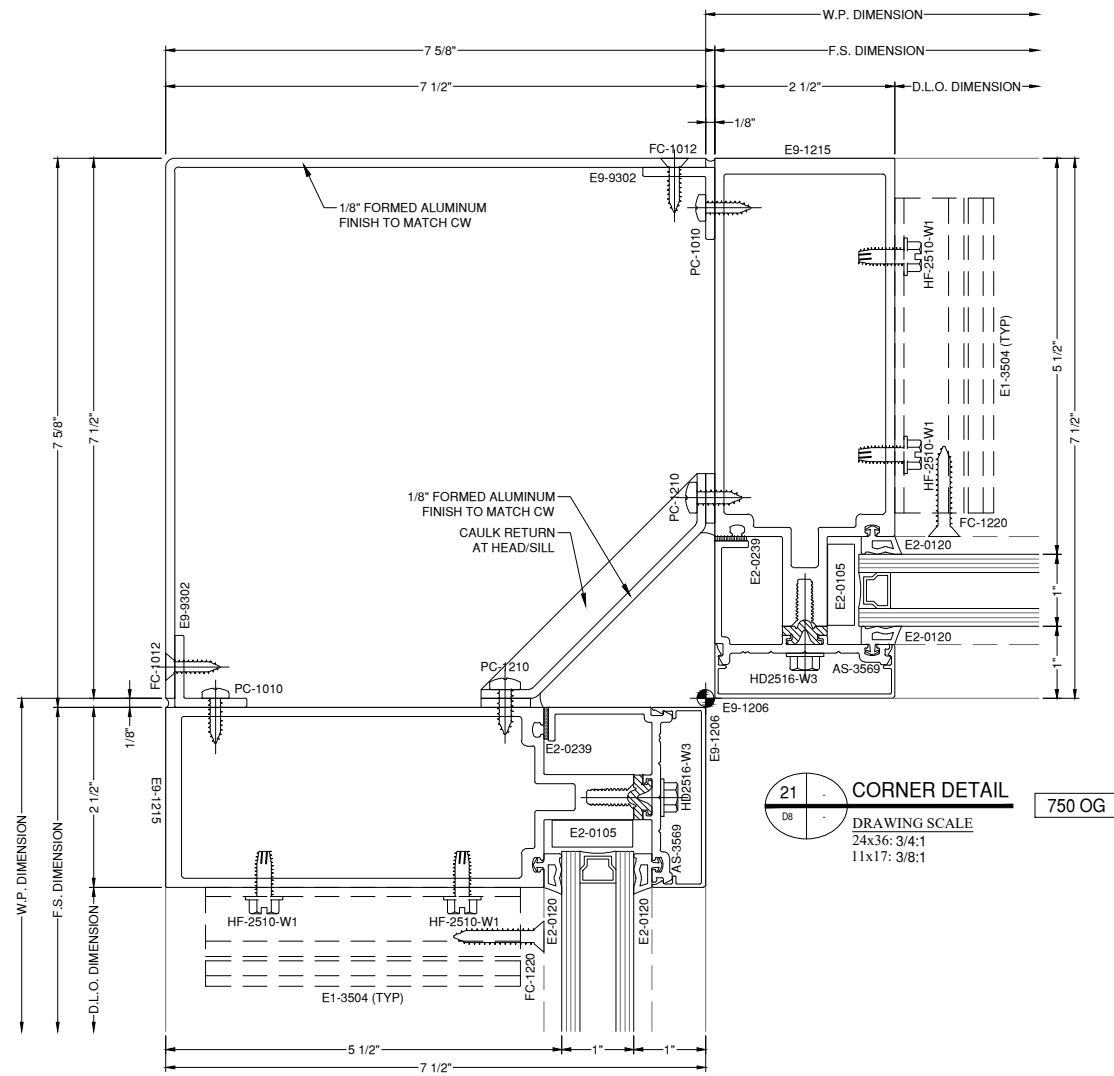
www.MPDRAFTING.com  
 P: 248.522.7096  
 F: 248.522.7030

**ARCHITECT:**

ATLAS COLLABORATIVE  
 5185 PEACHTREE PARKWAY, BLDG 1200  
 SUITE 280  
 PEACHTREE CORNERS, GEORGIA 30092

ARCHITECT NOTE:  
 ALL NOTES REQUESTING VERIFICATION,  
 CONFIRMATION, OR INFORMATION THAT ARE  
 NOT ANSWERED ARE ASSUMED TO BE  
 CORRECT AS SHOWN ON THESE DRAWINGS.

**STAMPS/  
 SUBMITTALS:**



**21** CORNER DETAIL  
 DRAWING SCALE  
 24x36: 3/4:1  
 11x17: 3/8:1  
 750 OG

DETAIL NOT USED

**20** CORNER DETAIL  
 DRAWING SCALE  
 24x36: 3/4:1  
 11x17: 3/8:1  
 750 OG

REVISION	DATE
0	11.29.23
1	12.21.23
2	02.01.24
3	02.28.24
4	04.08.24

PROJECT NUMBER:  
 23-275

PROJECT NAME:  
 HYUNDAI - HMGMA

SHEET DESCRIPTION:  
 DETAILS

SHEET:  
**D8**

### ARCHITECT:

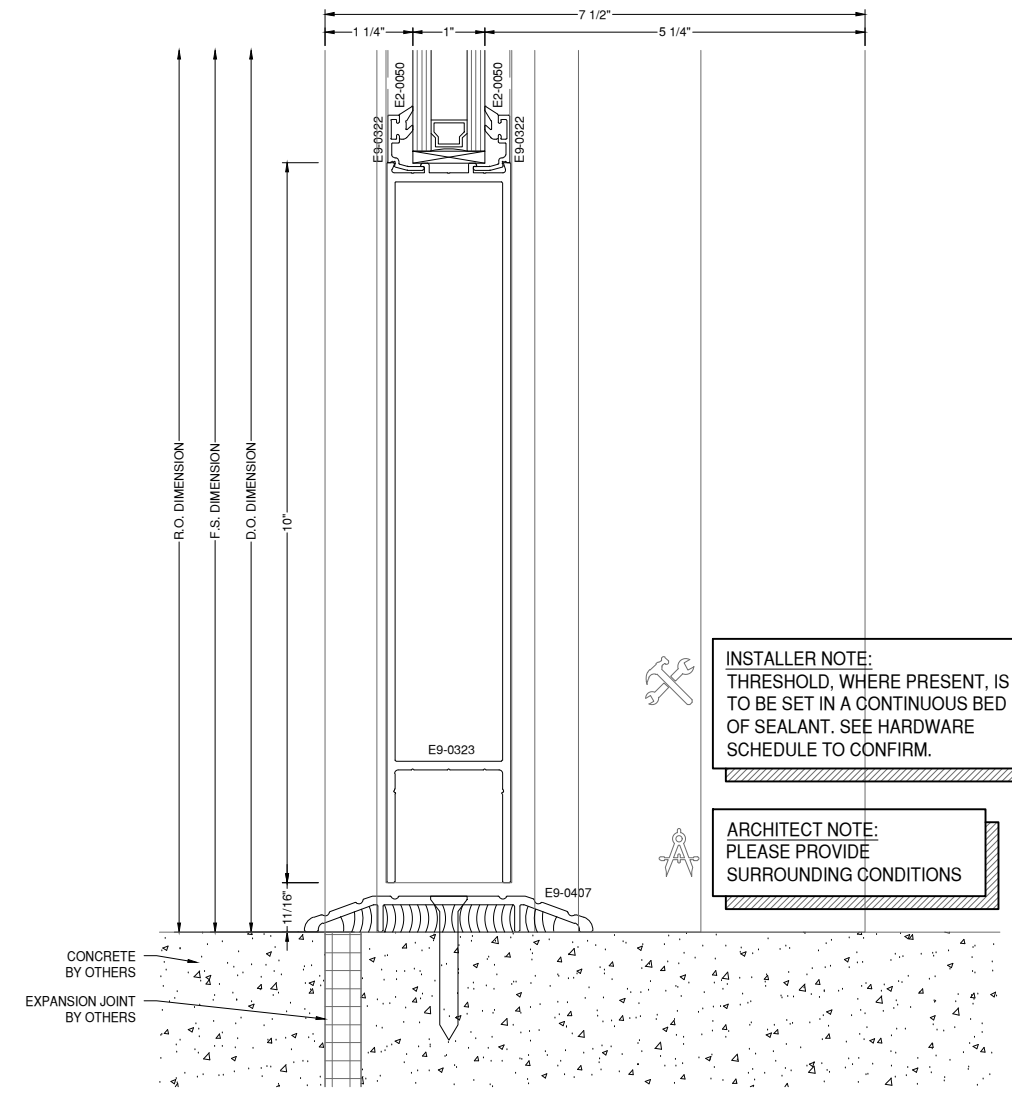
ATLAS COLLABORATIVE  
5185 PEACHTREE PARKWAY, BLDG 1200  
SUITE 280  
PEACHTREE CORNERS, GEORGIA 30092

ARCHITECT NOTE:  
ALL NOTES REQUESTING VERIFICATION,  
CONFIRMATION, OR INFORMATION THAT ARE  
NOT ANSWERED ARE ASSUMED TO BE  
CORRECT AS SHOWN ON THESE DRAWINGS.

### STAMPS/ SUBMITTALS:

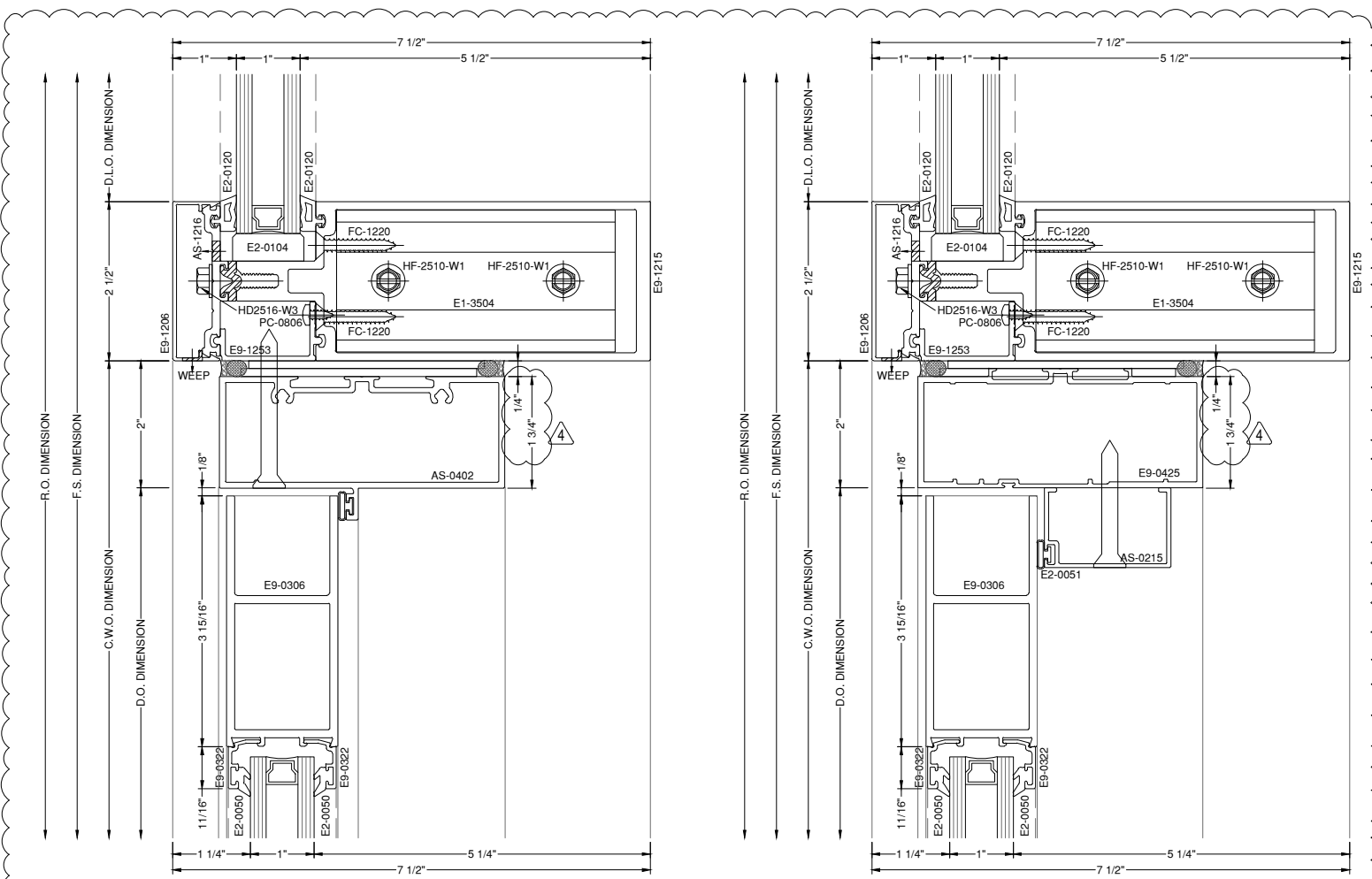
**INSTALLER NOTE:**  
THRESHOLD, WHERE PRESENT, IS  
TO BE SET IN A CONTINUOUS BED  
OF SEALANT. SEE HARDWARE  
SCHEDULE TO CONFIRM.

**ARCHITECT NOTE:**  
PLEASE PROVIDE  
SURROUNDING CONDITIONS

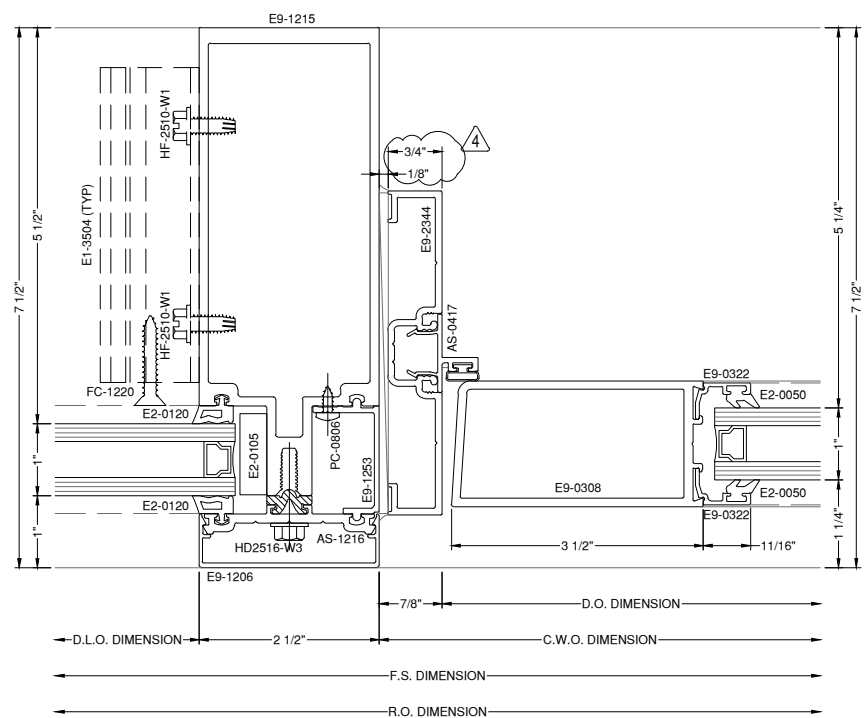


**24** THRESHOLD DETAIL  
DRAWING SCALE  
24x36: 3/4:1  
11x17: 3/8:1  
750 OG  
35D

NOTE:  
FASTENERS SHOWN FOR LOCATION  
REFERENCE ONLY. FASTENER TYPE, SIZE  
AND SPACING ARE TO BE DETERMINED  
BY THE PROFESSIONAL ENGINEER.



**22** DOOR HEAD DETAIL  
DRAWING SCALE  
24x36: 3/4:1  
11x17: 3/8:1  
750 OG  
35D



**23** DOOR JAMB DETAIL  
DRAWING SCALE  
24x36: 3/4:1  
11x17: 3/8:1  
750 OG  
35D

REVISION	DATE
0	11.29.23
1	12.21.23
2	02.01.24
3	02.28.24
4	04.08.24

PROJECT NUMBER:  
**23-275**

PROJECT NAME:  
**HYUNDAI - HMGMA**

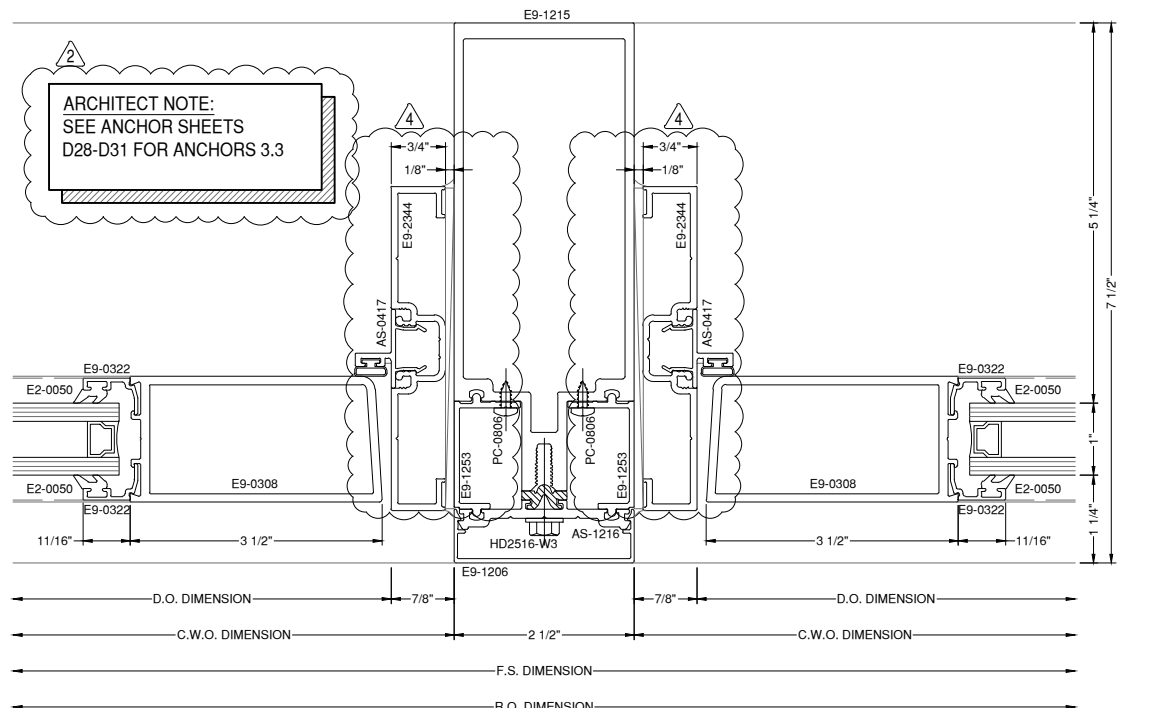
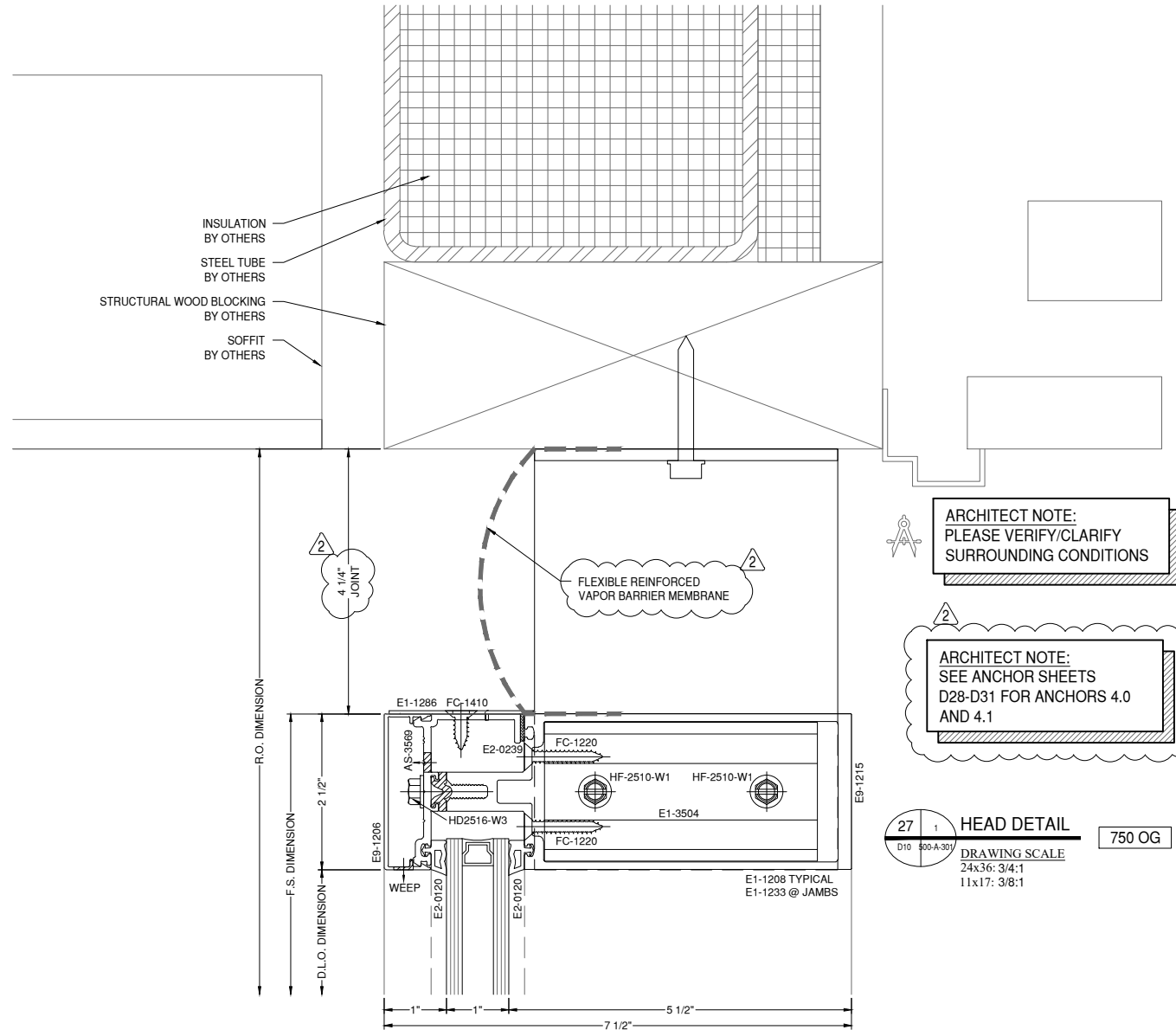
SHEET DESCRIPTION:  
**DETAILS**

SHEET:  
**D9**

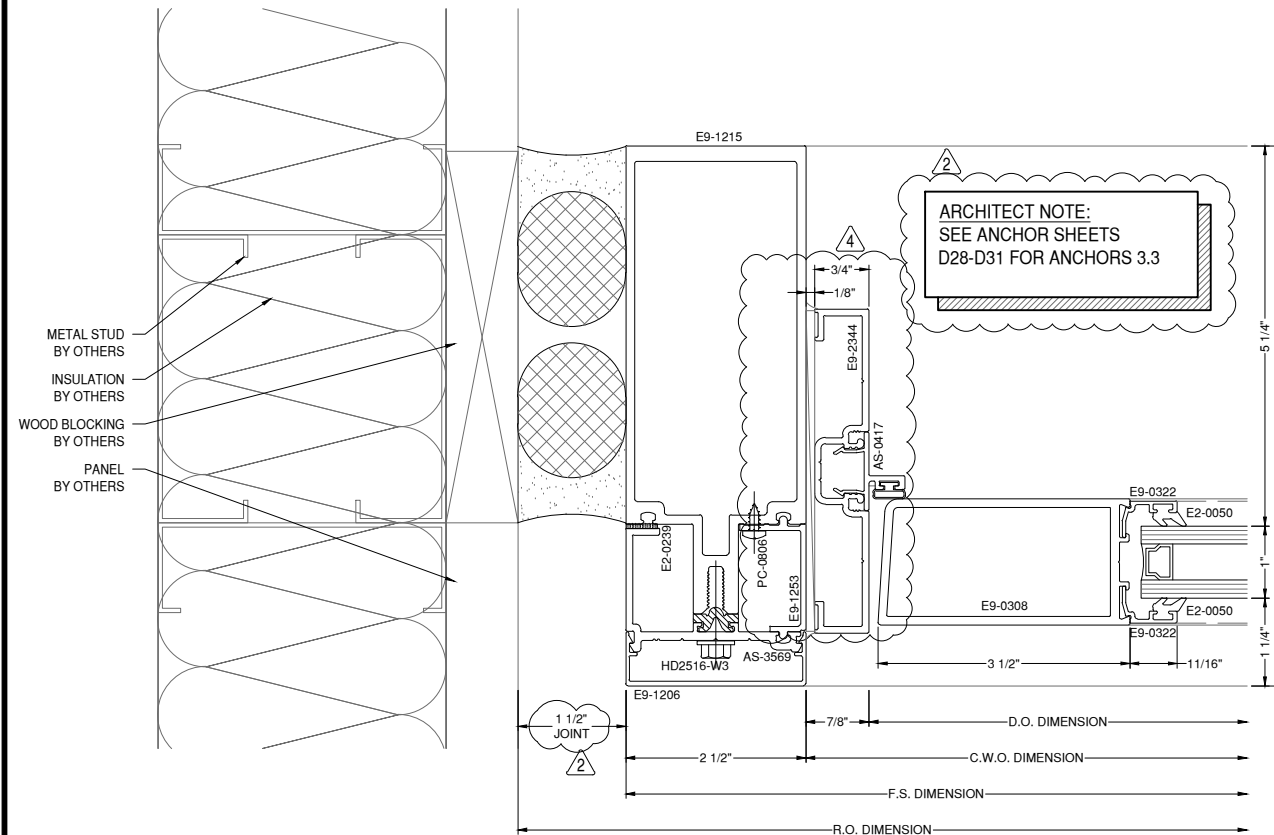
**ARCHITECT NOTE:**  
PLEASE VERIFY/CLARIFY  
SURROUNDING CONDITIONS

**ARCHITECT NOTE:**  
SEE ANCHOR SHEETS  
D28-D31 FOR ANCHORS 4.0  
AND 4.1

**27** **1** **HEAD DETAIL** **750 OG**  
D10 405-A-307  
DRAWING SCALE  
24x36: 3/4:1  
11x17: 3/8:1



**25** **1** **DOOR JAMB DETAIL** **750 OG**  
D10  
DRAWING SCALE  
24x36: 3/4:1  
11x17: 3/8:1



**26** **1** **DOOR JAMB DETAIL** **750 OG**  
D10  
DRAWING SCALE  
24x36: 3/4:1  
11x17: 3/8:1

**NOTE:**  
FASTENERS SHOWN FOR LOCATION  
REFERENCE ONLY. FASTENER TYPE, SIZE  
AND SPACING ARE TO BE DETERMINED  
BY THE PROFESSIONAL ENGINEER.

REVISION	DATE
0	11.29.23
1	12.21.23
2	02.01.24
3	02.28.24
4	04.08.24

PROJECT NUMBER:  
**23-275**

PROJECT NAME:  
**HYUNDAI - HMGMA**

SHEET DESCRIPTION:  
**DETAILS**

SHEET:  
**D10**

BUILD EGA

4274 SHACKLEFORD RD, SUITE A  
NORCROSS, GA 30093  
PH: 678-355-9010

**MP** drafting  
& design

www.MPDRAFTING.com  
P: 248.522.7096  
F: 248.522.7030

ARCHITECT:

ATLAS COLLABORATIVE  
5185 PEACHTREE PARKWAY, BLDG 1200  
SUITE 280  
PEACHTREE CORNERS, GEORGIA 30092

ARCHITECT NOTE:  
ALL NOTES REQUESTING VERIFICATION,  
CONFIRMATION, OR INFORMATION THAT ARE  
NOT ANSWERED ARE ASSUMED TO BE  
CORRECT AS SHOWN ON THESE DRAWINGS.

STAMPS/  
SUBMITTALS:

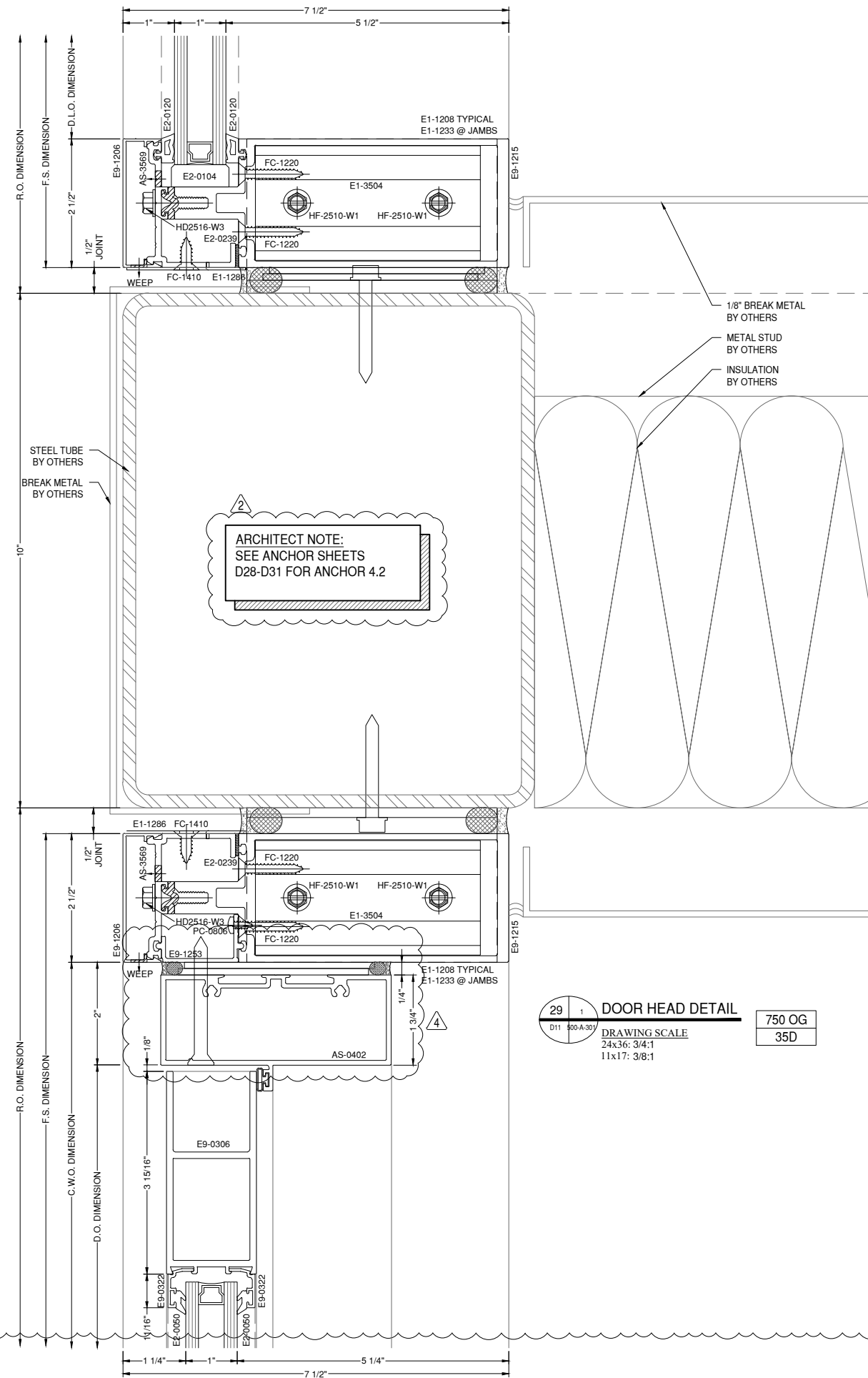
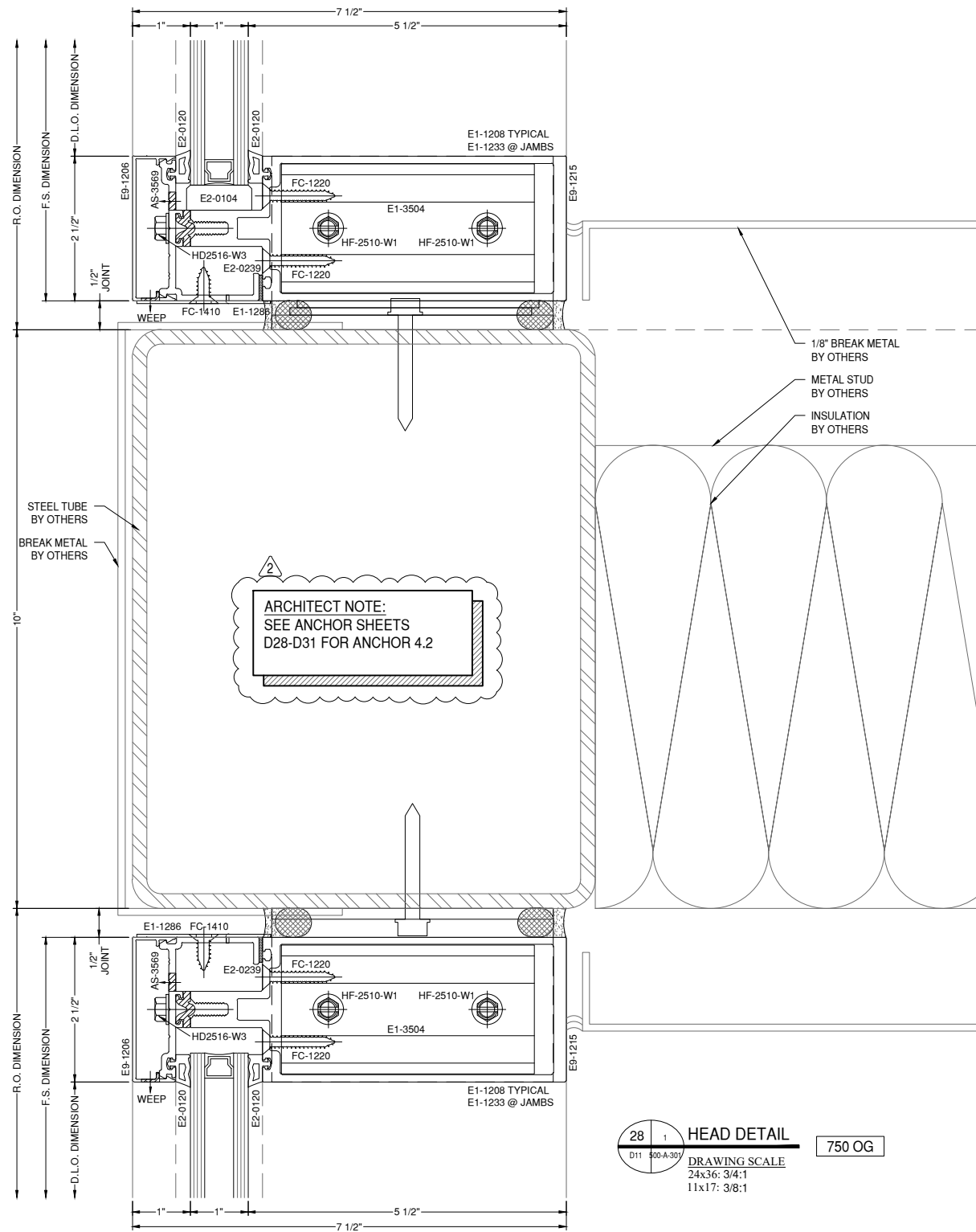
REVISION	DATE
0	11.29.23
1	12.21.23
2	02.01.24
3	02.28.24
4	04.08.24

PROJECT NUMBER:  
23-275

PROJECT NAME:  
HYUNDAI - HMGMA

SHEET DESCRIPTION:  
DETAILS

SHEET:  
**D11**



NOTE:  
FASTENERS SHOWN FOR LOCATION  
REFERENCE ONLY. FASTENER TYPE, SIZE  
AND SPACING ARE TO BE DETERMINED  
BY THE PROFESSIONAL ENGINEER.

BUILD EGA

4274 SHACKLEFORD RD, SUITE A  
 NORCROSS, GA 30093  
 PH: 678-355-9010

**MP** drafting  
 & design

www.MPDRAFTING.com  
 P: 248.522.7096  
 F: 248.522.7030

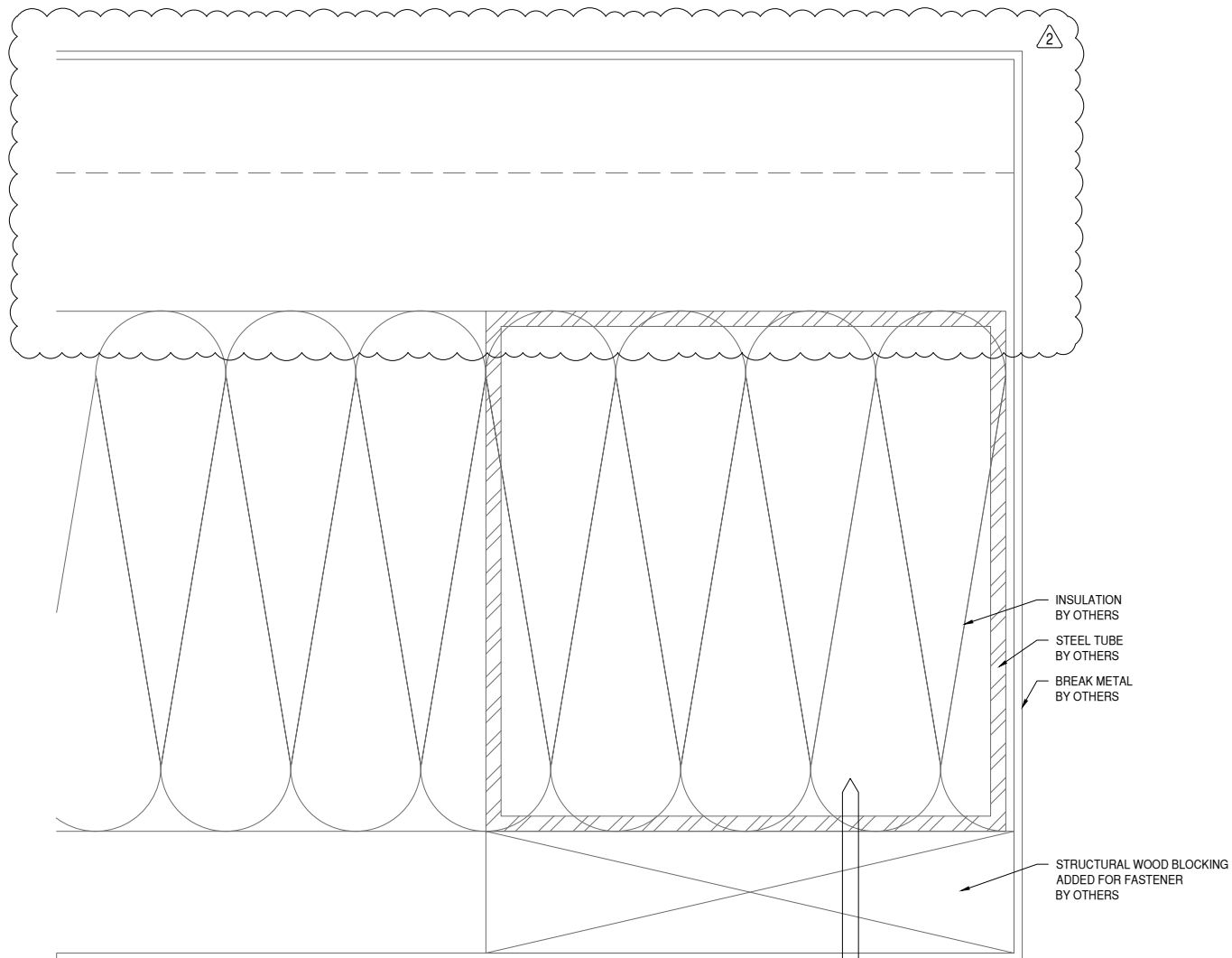
**ARCHITECT:**

ATLAS COLLABORATIVE

5185 PEACHTREE PARKWAY, BLDG 1200  
 SUITE 280  
 PEACHTREE CORNERS, GEORGIA 30092

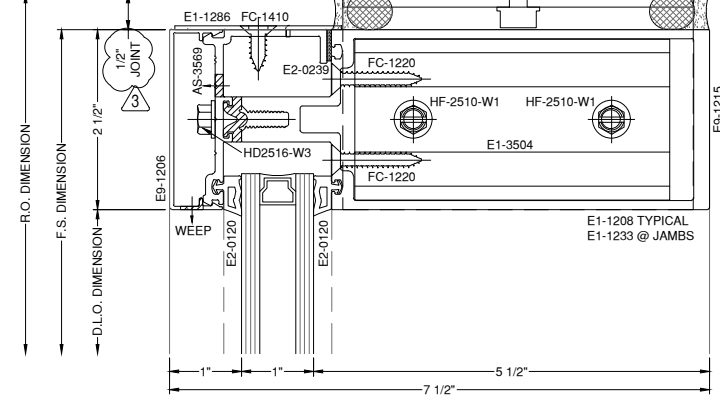
ARCHITECT NOTE:  
 ALL NOTES REQUESTING VERIFICATION,  
 CONFIRMATION, OR INFORMATION THAT ARE  
 NOT ANSWERED ARE ASSUMED TO BE  
 CORRECT AS SHOWN ON THESE DRAWINGS.

**STAMPS/  
 SUBMITTALS:**

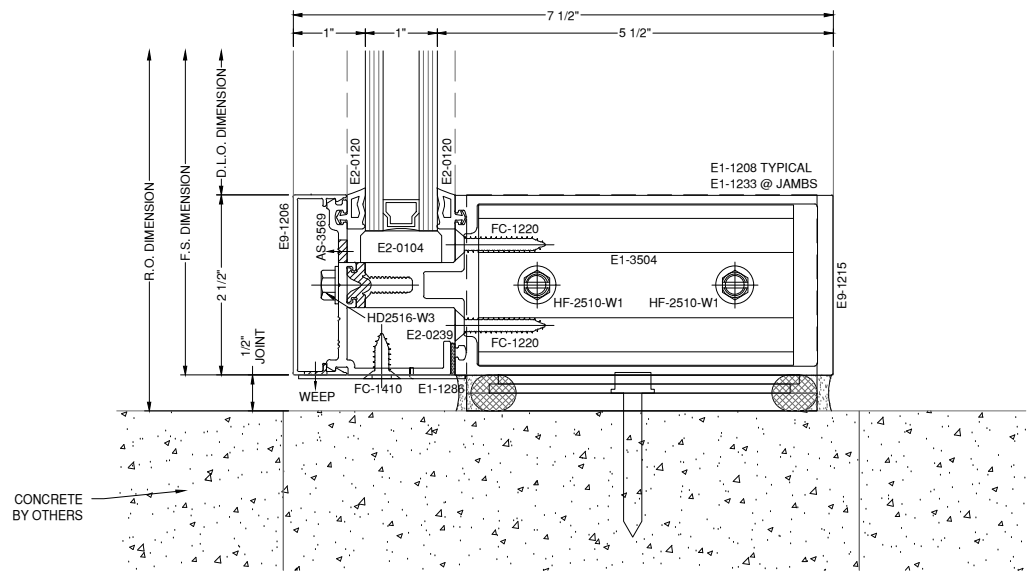


ARCHITECT NOTE:  
 PLEASE VERIFY/CLARIFY  
 SURROUNDING CONDITIONS

ARCHITECT NOTE:  
 SEE ANCHOR SHEETS  
 D28-D31 FOR ANCHOR 4.2



**30** HEAD DETAIL 750 OG  
 DRAWING SCALE  
 24x36: 3/4:1  
 11x17: 3/8:1



**32** SILL DETAIL 750 OG  
 DRAWING SCALE  
 24x36: 3/4:1  
 11x17: 3/8:1

NOTE:  
 FASTENERS SHOWN FOR LOCATION  
 REFERENCE ONLY. FASTENER TYPE, SIZE  
 AND SPACING ARE TO BE DETERMINED  
 BY THE PROFESSIONAL ENGINEER.

REVISION	DATE
0	11.29.23
1	12.21.23
2	02.01.24
3	02.28.24
4	04.08.24

PROJECT NUMBER:  
**23-275**

PROJECT NAME:  
**HYUNDAI - HMGMA**

SHEET DESCRIPTION:  
**DETAILS**

SHEET:  
**D12**

BUILD EGA

4274 SHACKLEFORD RD, SUITE A  
 NORCROSS, GA 30093  
 PH: 678-355-9010

**MP** drafting  
 & design

www.MPDRAFTING.com  
 P: 248.522.7096  
 F: 248.522.7030

**ARCHITECT:**

ATLAS COLLABORATIVE  
 5185 PEACHTREE PARKWAY, BLDG 1200  
 SUITE 280  
 PEACHTREE CORNERS, GEORGIA 30092

ARCHITECT NOTE:  
 ALL NOTES REQUESTING VERIFICATION,  
 CONFIRMATION, OR INFORMATION THAT ARE  
 NOT ANSWERED ARE ASSUMED TO BE  
 CORRECT AS SHOWN ON THESE DRAWINGS.

**STAMPS/  
 SUBMITTALS:**

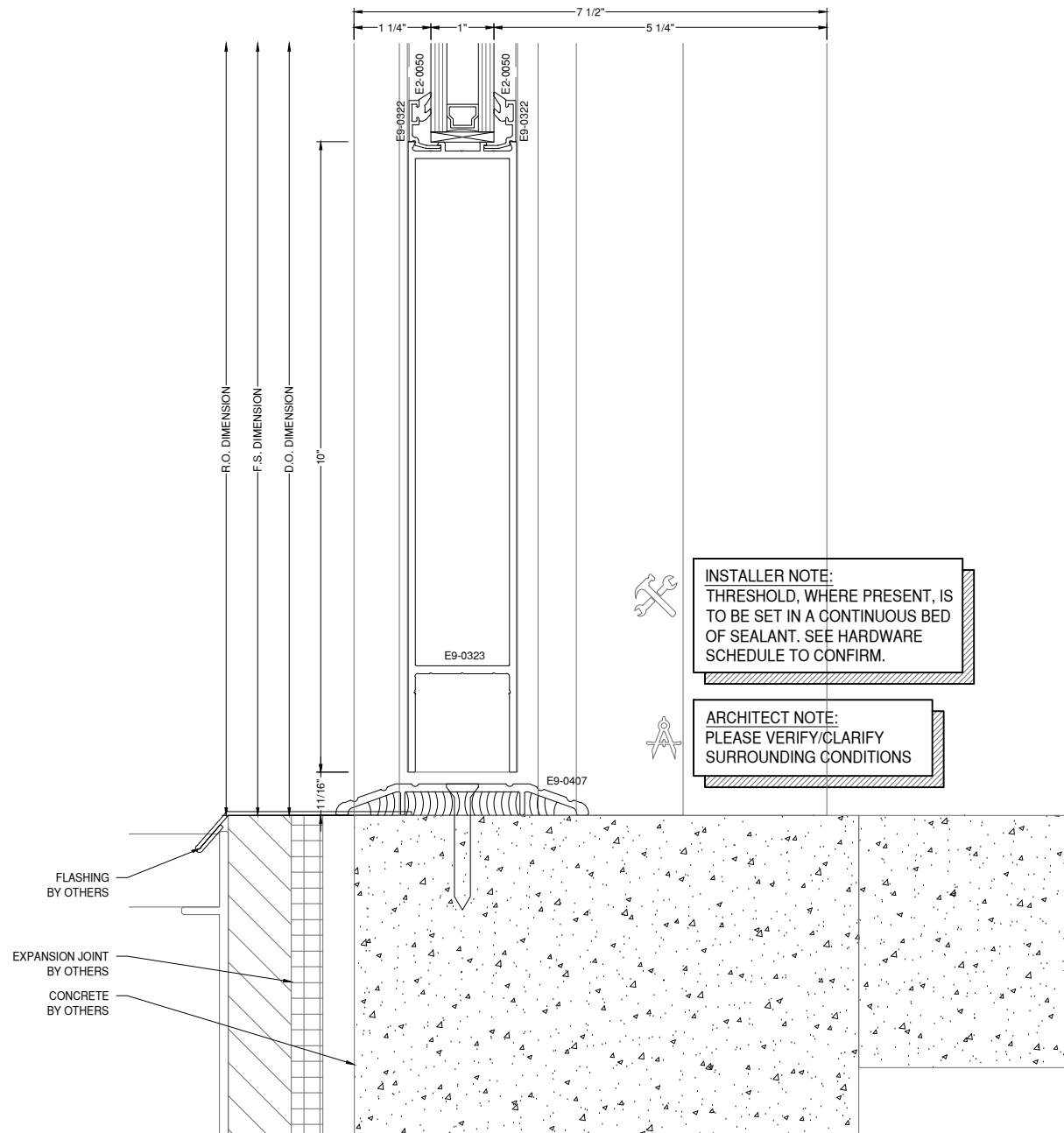
REVISION	DATE
0	11.29.23
1	12.21.23
2	02.01.24
3	02.28.24
4	04.08.24

PROJECT NUMBER:  
 23-275

PROJECT NAME:  
 HYUNDAI - HMGMA

SHEET DESCRIPTION:  
 DETAILS

SHEET:  
**D13**



**INSTALLER NOTE:**  
 THRESHOLD, WHERE PRESENT, IS  
 TO BE SET IN A CONTINUOUS BED  
 OF SEALANT. SEE HARDWARE  
 SCHEDULE TO CONFIRM.

**ARCHITECT NOTE:**  
 PLEASE VERIFY/CLARIFY  
 SURROUNDING CONDITIONS

**33 2 SILL DETAIL**  
 D13 500-A-507  
 DRAWING SCALE  
 24x36: 3/4:1  
 11x17: 3/8:1  
 750 OG

NOTE:  
 FASTENERS SHOWN FOR LOCATION  
 REFERENCE ONLY. FASTENER TYPE, SIZE  
 AND SPACING ARE TO BE DETERMINED  
 BY THE PROFESSIONAL ENGINEER.

### ARCHITECT:

ATLAS COLLABORATIVE  
5185 PEACHTREE PARKWAY, BLDG 1200  
SUITE 280  
PEACHTREE CORNERS, GEORGIA 30092

ARCHITECT NOTE:  
ALL NOTES REQUESTING VERIFICATION,  
CONFIRMATION, OR INFORMATION THAT ARE  
NOT ANSWERED ARE ASSUMED TO BE  
CORRECT AS SHOWN ON THESE DRAWINGS.

### STAMPS/ SUBMITTALS:

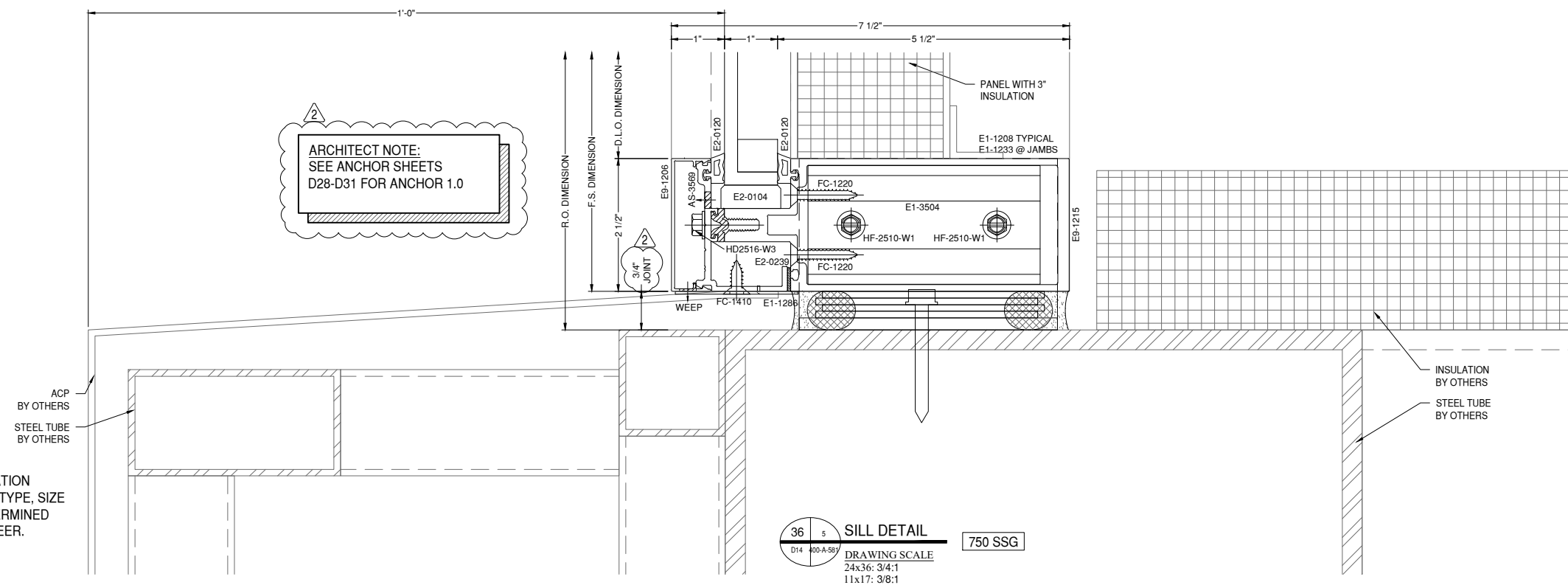
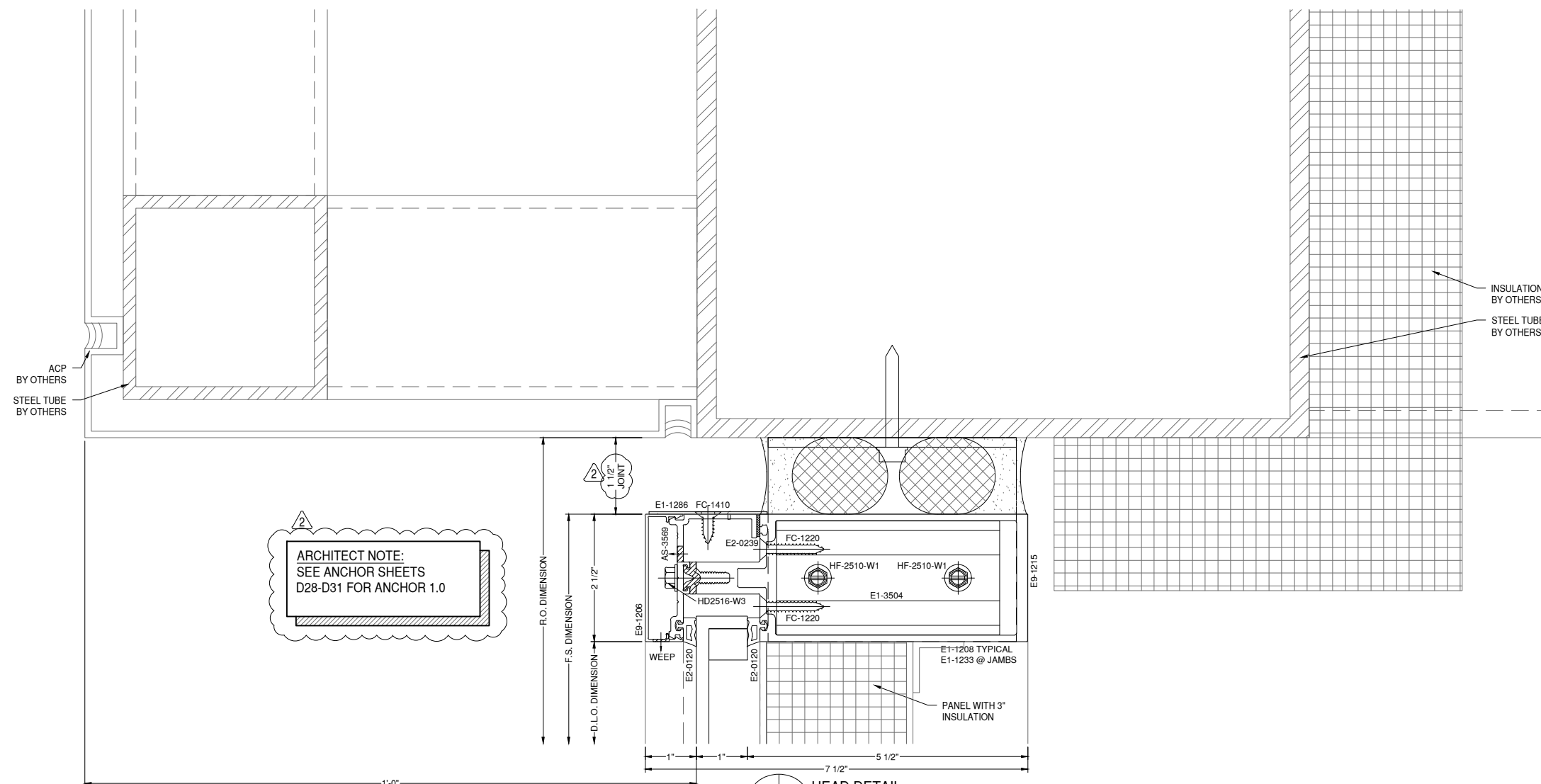
REVISION	DATE
0	11.29.23
1	12.21.23
2	02.01.24
3	02.28.24
4	04.08.24

PROJECT NUMBER:  
**23-275**

PROJECT NAME:  
**HYUNDAI - HMGMA**

SHEET DESCRIPTION:  
**DETAILS**

SHEET:  
**D14**



NOTE:  
FASTENERS SHOWN FOR LOCATION  
REFERENCE ONLY. FASTENER TYPE, SIZE  
AND SPACING ARE TO BE DETERMINED  
BY THE PROFESSIONAL ENGINEER.

BUILD EGA

4274 SHACKLEFORD RD, SUITE A  
 NORCROSS, GA 30093  
 PH: 678-355-9010

**MP** drafting  
 & design

www.MPDRAFTING.com  
 P: 248.522.7096  
 F: 248.522.7030

**ARCHITECT:**

ATLAS COLLABORATIVE  
 5185 PEACHTREE PARKWAY, BLDG 1200  
 SUITE 280  
 PEACHTREE CORNERS, GEORGIA 30092

ARCHITECT NOTE:  
 ALL NOTES REQUESTING VERIFICATION,  
 CONFIRMATION, OR INFORMATION THAT ARE  
 NOT ANSWERED ARE ASSUMED TO BE  
 CORRECT AS SHOWN ON THESE DRAWINGS.

**STAMPS/  
 SUBMITTALS:**

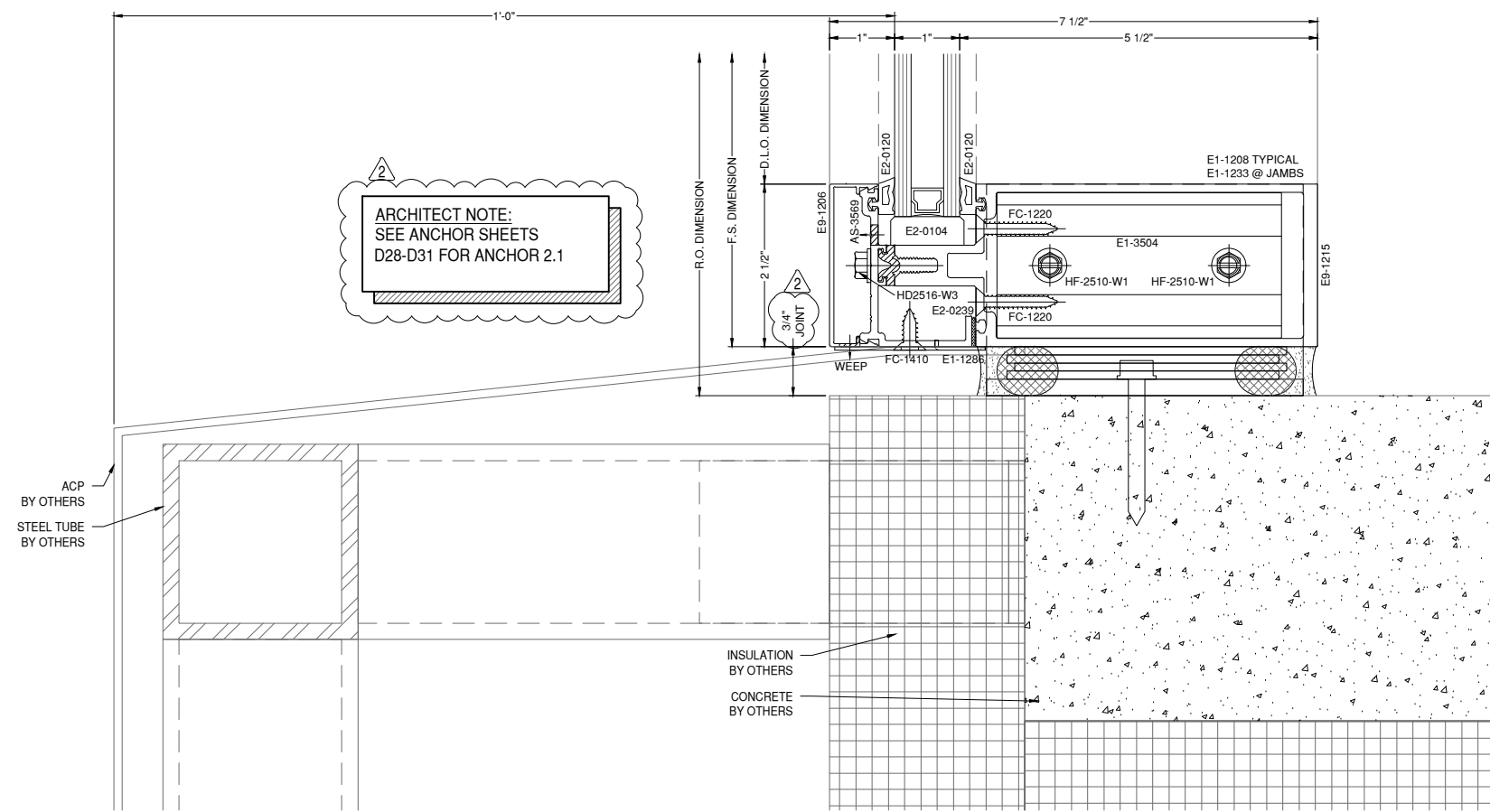
REVISION	DATE
0	11.29.23
1	12.21.23
2	02.01.24
3	02.28.24
4	04.08.24

PROJECT NUMBER:  
 23-275

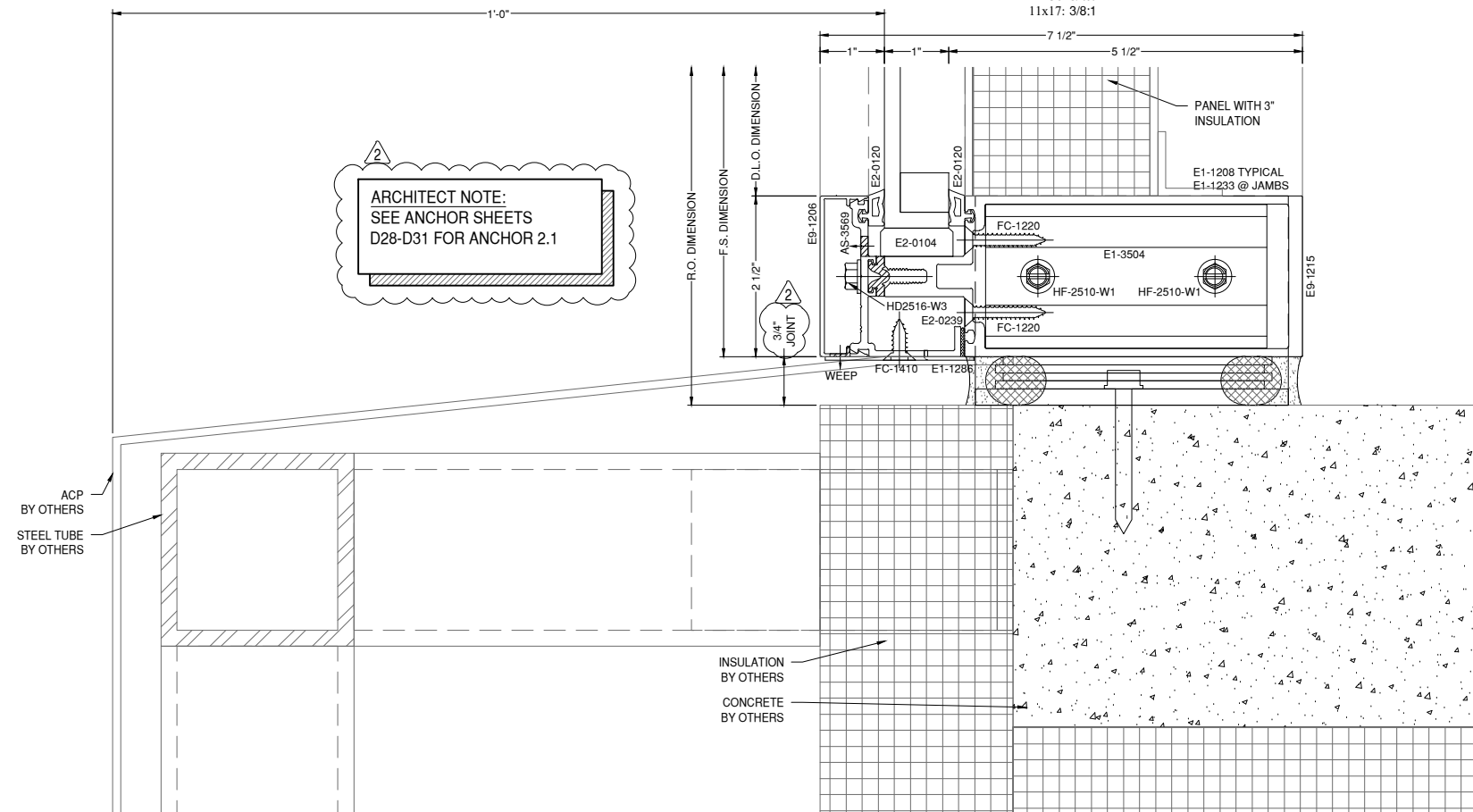
PROJECT NAME:  
 HYUNDAI - HMGMA

SHEET DESCRIPTION:  
 DETAILS

SHEET:  
**D15**



**37** SILL DETAIL 750 SSG  
 DRAWING SCALE  
 24x36: 3/4:1  
 11x17: 3/8:1



**38** SILL DETAIL 750 SSG  
 DRAWING SCALE  
 24x36: 3/4:1  
 11x17: 3/8:1

NOTE:  
 FASTENERS SHOWN FOR LOCATION  
 REFERENCE ONLY. FASTENER TYPE, SIZE  
 AND SPACING ARE TO BE DETERMINED  
 BY THE PROFESSIONAL ENGINEER.

**ARCHITECT:**

ATLAS COLLABORATIVE  
5185 PEACHTREE PARKWAY, BLDG 1200  
SUITE 280  
PEACHTREE CORNERS, GEORGIA 30092

ARCHITECT NOTE:  
ALL NOTES REQUESTING VERIFICATION,  
CONFIRMATION, OR INFORMATION THAT ARE  
NOT ANSWERED ARE ASSUMED TO BE  
CORRECT AS SHOWN ON THESE DRAWINGS.

**STAMPS/  
SUBMITTALS:**

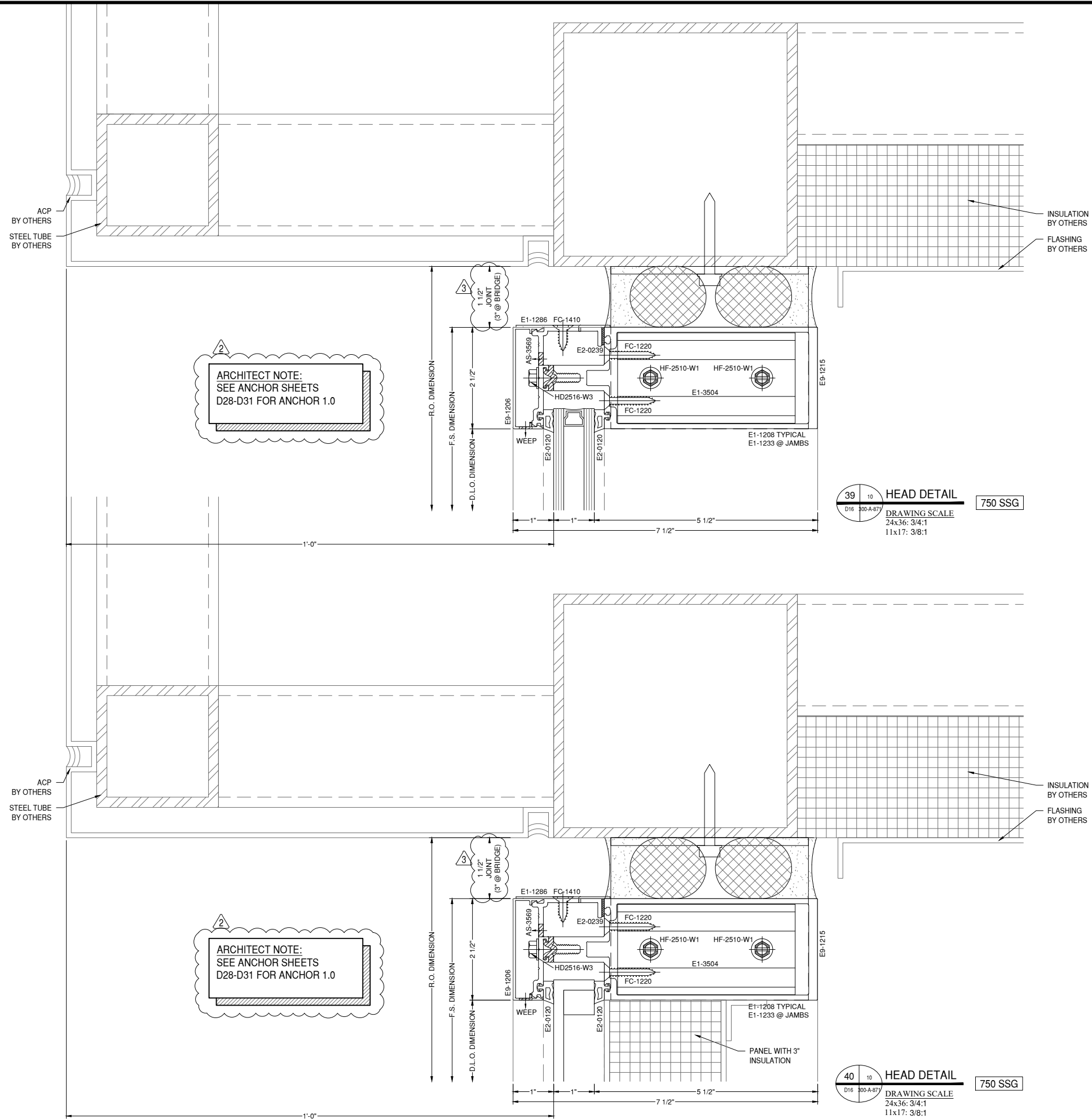
REVISION	DATE
0	11.29.23
1	12.21.23
2	02.01.24
3	02.28.24
4	04.08.24

PROJECT NUMBER:  
**23-275**

PROJECT NAME:  
**HYUNDAI - HMGMA**

SHEET DESCRIPTION:  
**DETAILS**

SHEET:  
**D16**



NOTE:  
FASTENERS SHOWN FOR LOCATION  
REFERENCE ONLY. FASTENER TYPE, SIZE  
AND SPACING ARE TO BE DETERMINED  
BY THE PROFESSIONAL ENGINEER.

BUILD EGA

4274 SHACKLEFORD RD, SUITE A  
 NORCROSS, GA 30093  
 PH: 678-355-9010

**MP** drafting  
 & design

www.MPDRAFTING.com  
 P: 248.522.7096  
 F: 248.522.7030

**ARCHITECT:**

ATLAS COLLABORATIVE  
 5185 PEACHTREE PARKWAY, BLDG 1200  
 SUITE 280  
 PEACHTREE CORNERS, GEORGIA 30092

ARCHITECT NOTE:  
 ALL NOTES REQUESTING VERIFICATION,  
 CONFIRMATION, OR INFORMATION THAT ARE  
 NOT ANSWERED ARE ASSUMED TO BE  
 CORRECT AS SHOWN ON THESE DRAWINGS.

**STAMPS/  
 SUBMITTALS:**

REVISION	DATE
0	11.29.23
1	12.21.23
2	02.01.24
3	02.28.24
4	04.08.24

PROJECT NUMBER:  
**23-275**

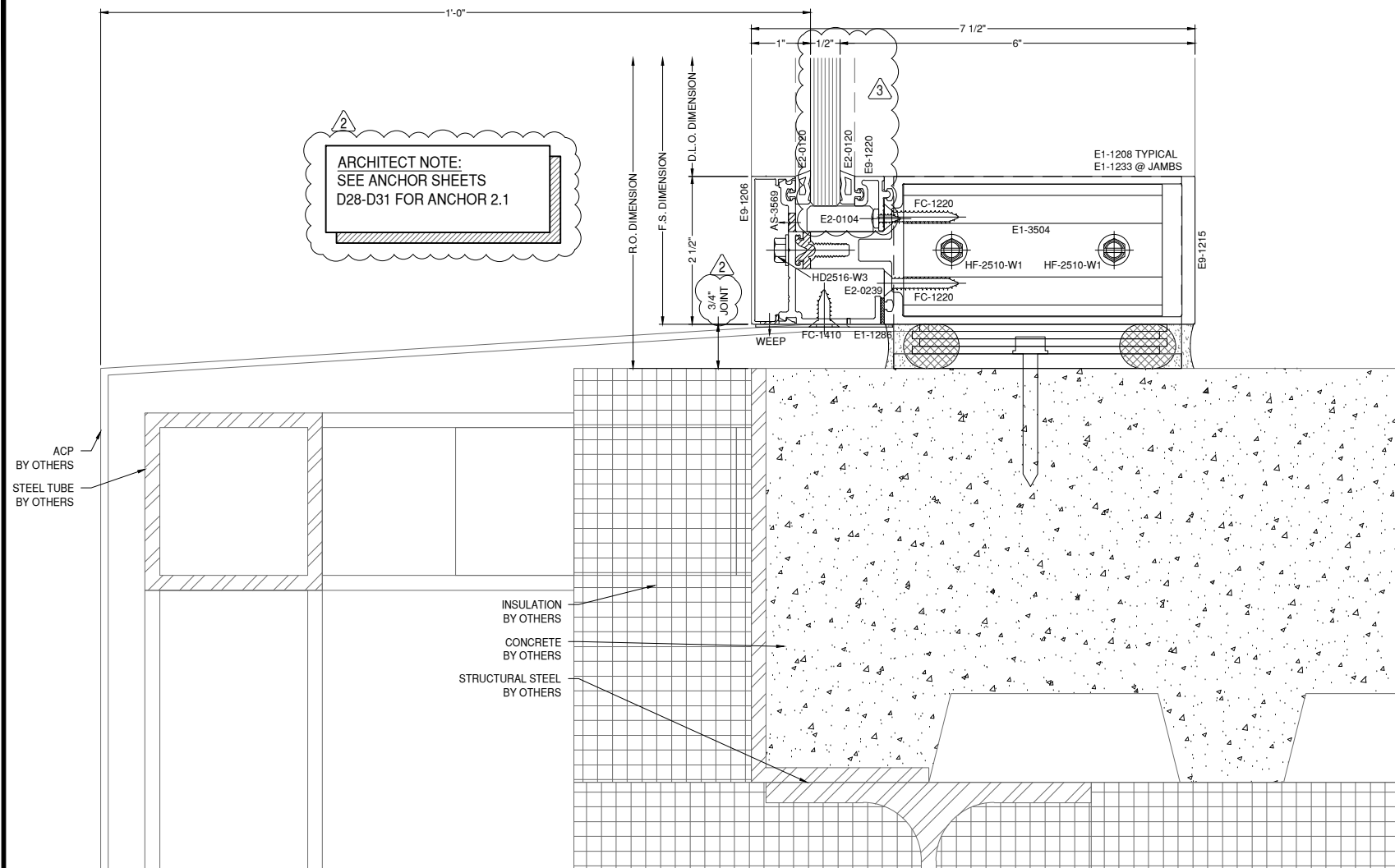
PROJECT NAME:  
**HYUNDAI - HMGMA**

SHEET DESCRIPTION:  
**DETAILS**

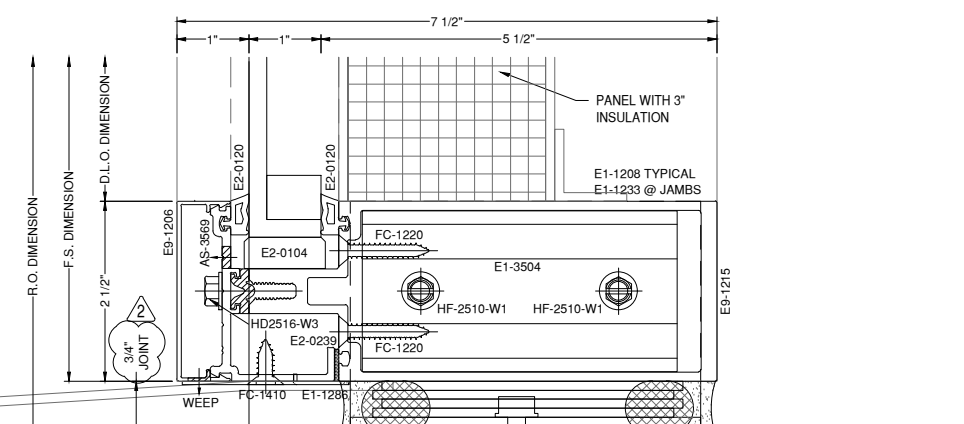
SHEET:  
**D17**

ARCHITECT NOTE:  
 SEE ANCHOR SHEETS  
 D28-D31 FOR ANCHOR 2.1

ARCHITECT NOTE:  
 SEE ANCHOR SHEETS  
 D28-D31 FOR ANCHOR 2.1



**41** SILL DETAIL  
 D17 300-A-877  
 DRAWING SCALE  
 24x36: 3/4:1  
 11x17: 3/8:1  
 750 SSG



**42** SILL DETAIL  
 D17 300-A-877  
 DRAWING SCALE  
 24x36: 3/4:1  
 11x17: 3/8:1  
 750 SSG

NOTE:  
 FASTENERS SHOWN FOR LOCATION  
 REFERENCE ONLY. FASTENER TYPE, SIZE  
 AND SPACING ARE TO BE DETERMINED  
 BY THE PROFESSIONAL ENGINEER.

### ARCHITECT:

ATLAS COLLABORATIVE  
5185 PEACHTREE PARKWAY, BLDG 1200  
SUITE 280  
PEACHTREE CORNERS, GEORGIA 30092

ARCHITECT NOTE:  
ALL NOTES REQUESTING VERIFICATION,  
CONFIRMATION, OR INFORMATION THAT ARE  
NOT ANSWERED ARE ASSUMED TO BE  
CORRECT AS SHOWN ON THESE DRAWINGS.

### STAMPS/ SUBMITTALS:

REVISION	DATE
0	11.29.23
1	12.21.23
2	02.01.24
3	02.28.24
4	04.08.24

PROJECT NUMBER:  
**23-275**

PROJECT NAME:  
**HYUNDAI - HMGMA**

SHEET DESCRIPTION:  
**DETAILS**

SHEET:  
**D18**

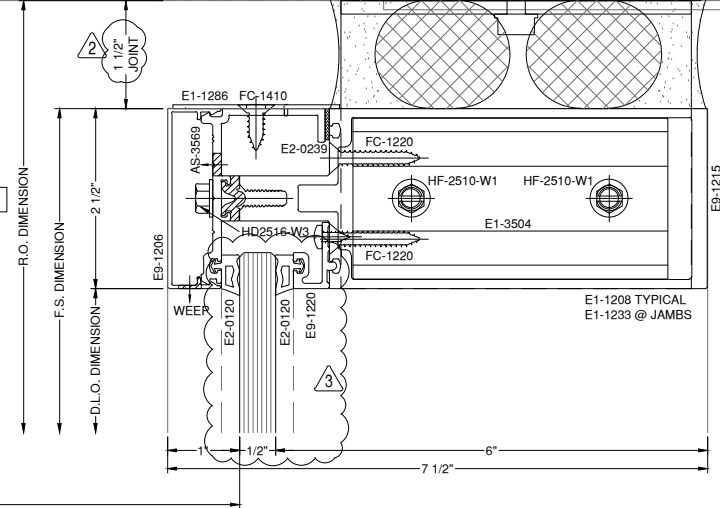
ACP  
BY OTHERS  
STEEL TUBE  
BY OTHERS

STRUCTURAL STEEL  
BY OTHERS  
FLASHING  
BY OTHERS

**43** 13  
D18 300-A-877  
**HEAD DETAIL**  
DRAWING SCALE  
24x36: 3/4:1  
11x17: 3/8:1

750 SSG

ARCHITECT NOTE:  
SEE ANCHOR SHEETS  
D28-D31 FOR ANCHOR 1.0



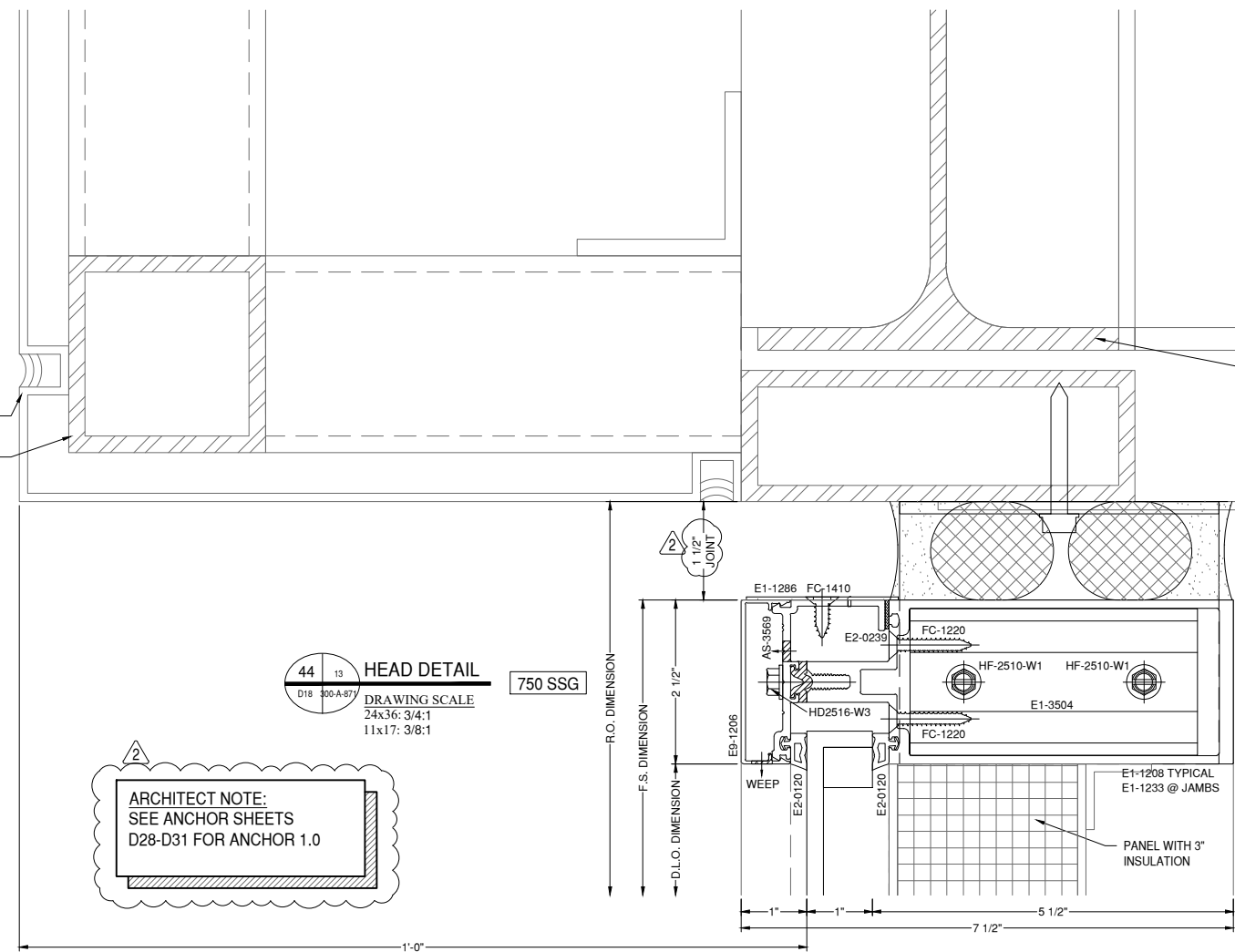
ACP  
BY OTHERS  
STEEL TUBE  
BY OTHERS

STRUCTURAL STEEL  
BY OTHERS  
FLASHING  
BY OTHERS

**44** 13  
D18 300-A-877  
**HEAD DETAIL**  
DRAWING SCALE  
24x36: 3/4:1  
11x17: 3/8:1

750 SSG

ARCHITECT NOTE:  
SEE ANCHOR SHEETS  
D28-D31 FOR ANCHOR 1.0



NOTE:  
FASTENERS SHOWN FOR LOCATION  
REFERENCE ONLY. FASTENER TYPE, SIZE  
AND SPACING ARE TO BE DETERMINED  
BY THE PROFESSIONAL ENGINEER.

# BUILD EGA

4274 SHACKLEFORD RD, SUITE A  
NORCROSS, GA 30093  
PH: 678-355-9010



www.MPDRAFTING.com  
P: 248.522.7096  
F: 248.522.7030

## ARCHITECT:

ATLAS COLLABORATIVE  
5185 PEACHTREE PARKWAY, BLDG 1200  
SUITE 280  
PEACHTREE CORNERS, GEORGIA 30092

ARCHITECT NOTE:  
ALL NOTES REQUESTING VERIFICATION,  
CONFIRMATION, OR INFORMATION THAT ARE  
NOT ANSWERED ARE ASSUMED TO BE  
CORRECT AS SHOWN ON THESE DRAWINGS.

## STAMPS/ SUBMITTALS:

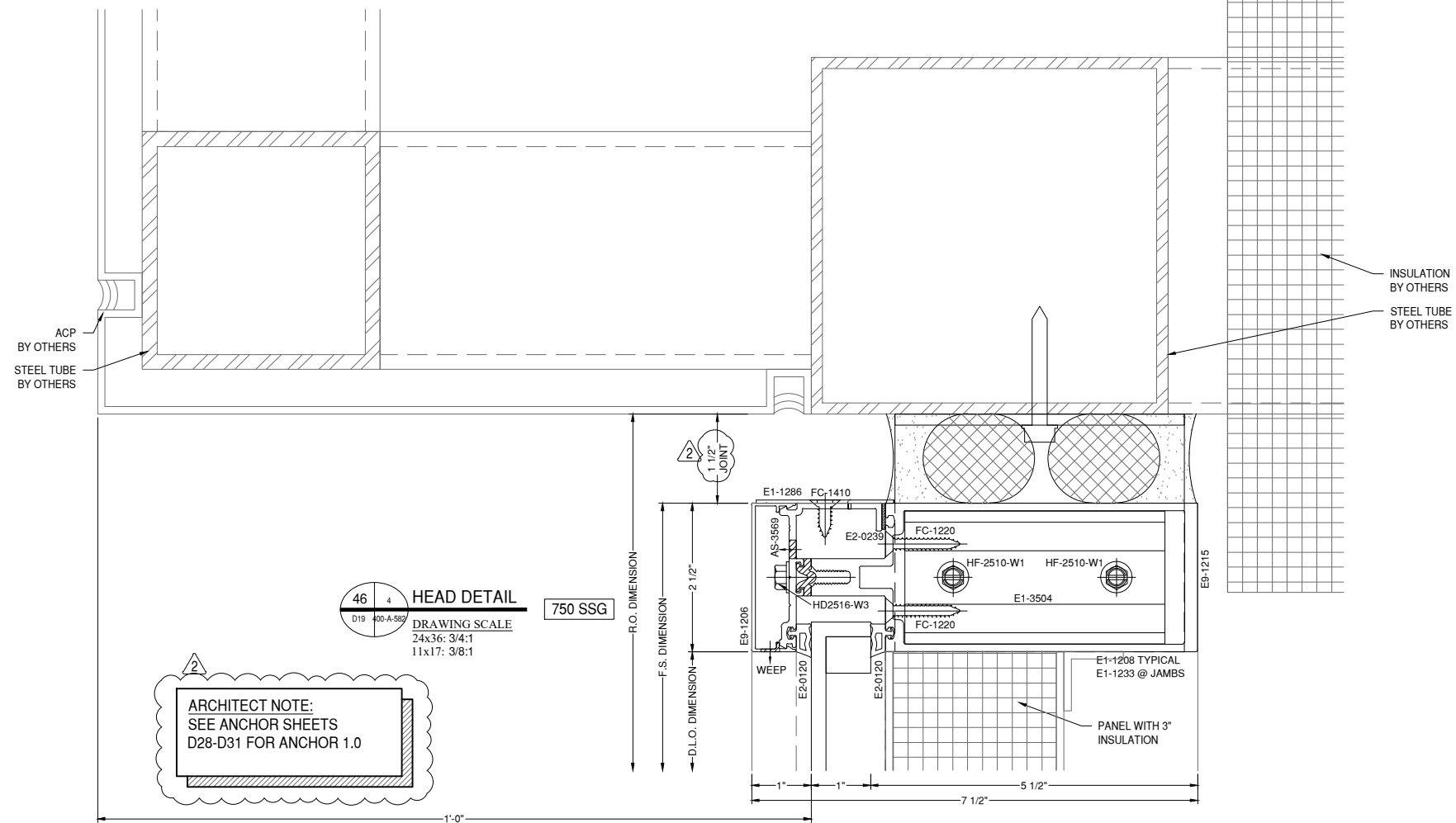
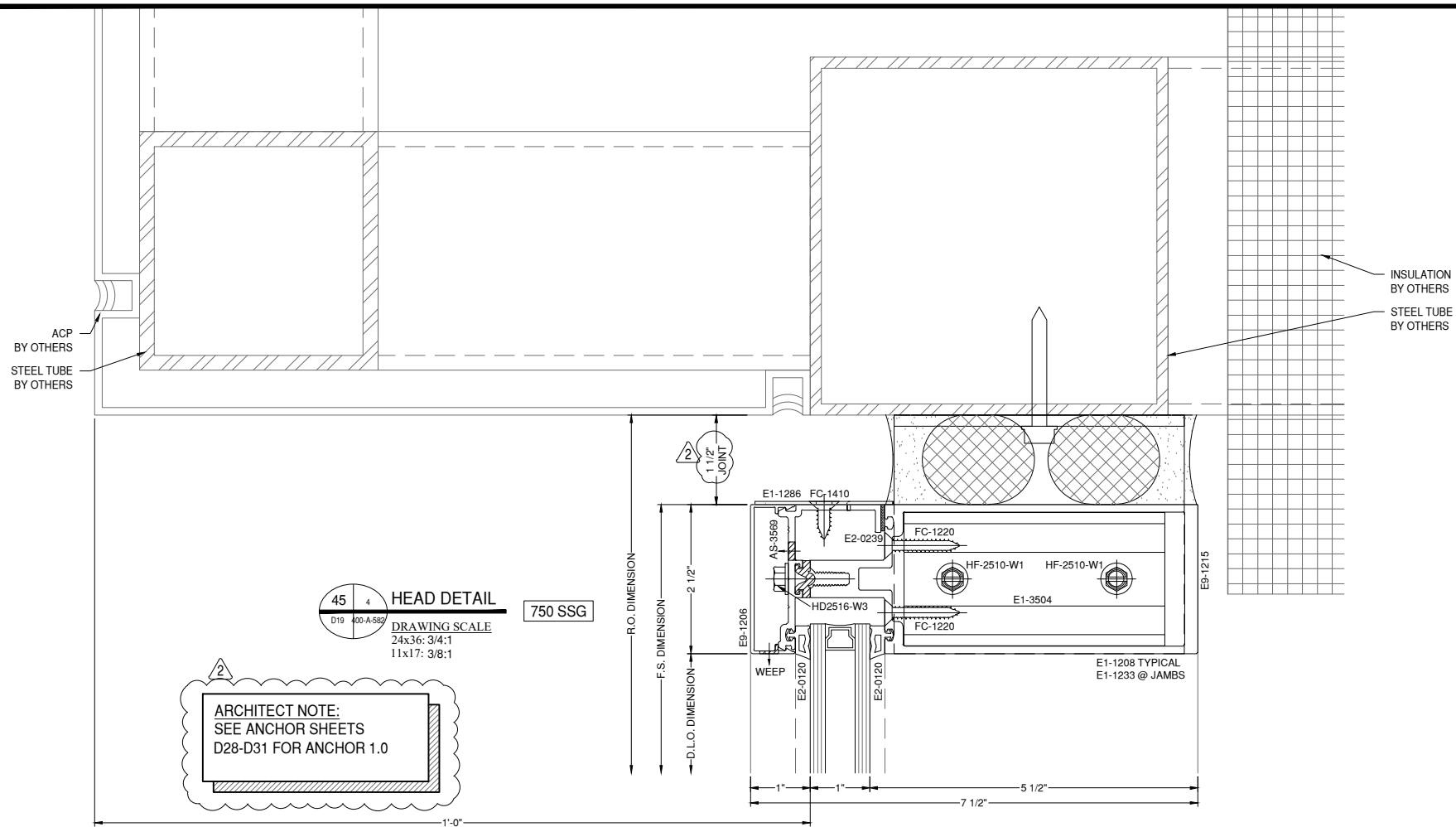
REVISION	DATE
0	11.29.23
1	12.21.23
2	02.01.24
3	02.28.24
4	04.08.24

PROJECT NUMBER:  
**23-275**

PROJECT NAME:  
**HYUNDAI - HMGMA**

SHEET DESCRIPTION:  
**DETAILS**

SHEET:  
**D19**



NOTE:  
FASTENERS SHOWN FOR LOCATION  
REFERENCE ONLY. FASTENER TYPE, SIZE  
AND SPACING ARE TO BE DETERMINED  
BY THE PROFESSIONAL ENGINEER.

BUILD EGA

4274 SHACKLEFORD RD, SUITE A  
NORCROSS, GA 30093  
PH: 678-355-9010

**MP** drafting  
& design

www.MPDRAFTING.com  
P: 248.522.7096  
F: 248.522.7030

ARCHITECT:

ATLAS COLLABORATIVE  
5185 PEACHTREE PARKWAY, BLDG 1200  
SUITE 280  
PEACHTREE CORNERS, GEORGIA 30092

ARCHITECT NOTE:  
ALL NOTES REQUESTING VERIFICATION,  
CONFIRMATION, OR INFORMATION THAT ARE  
NOT ANSWERED ARE ASSUMED TO BE  
CORRECT AS SHOWN ON THESE DRAWINGS.

STAMPS/  
SUBMITTALS:

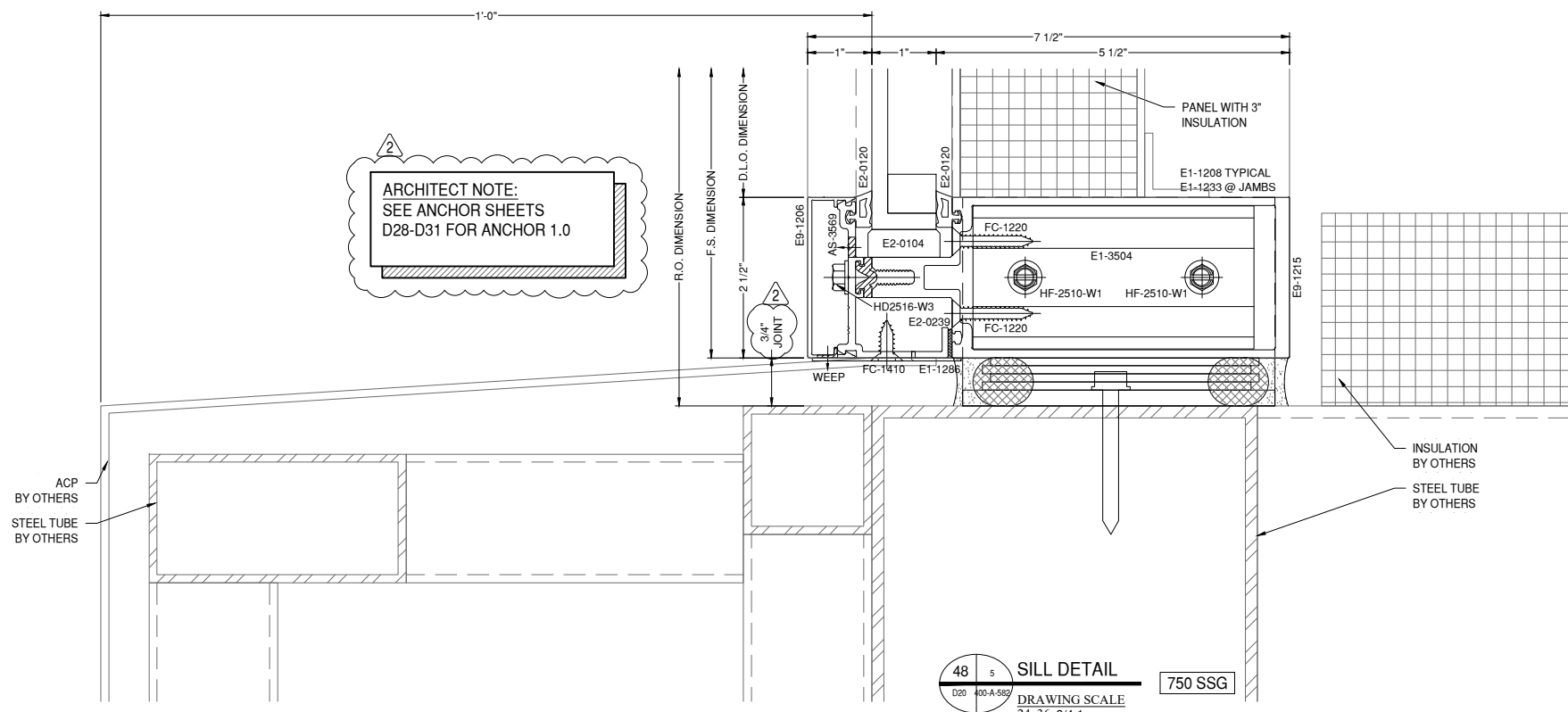
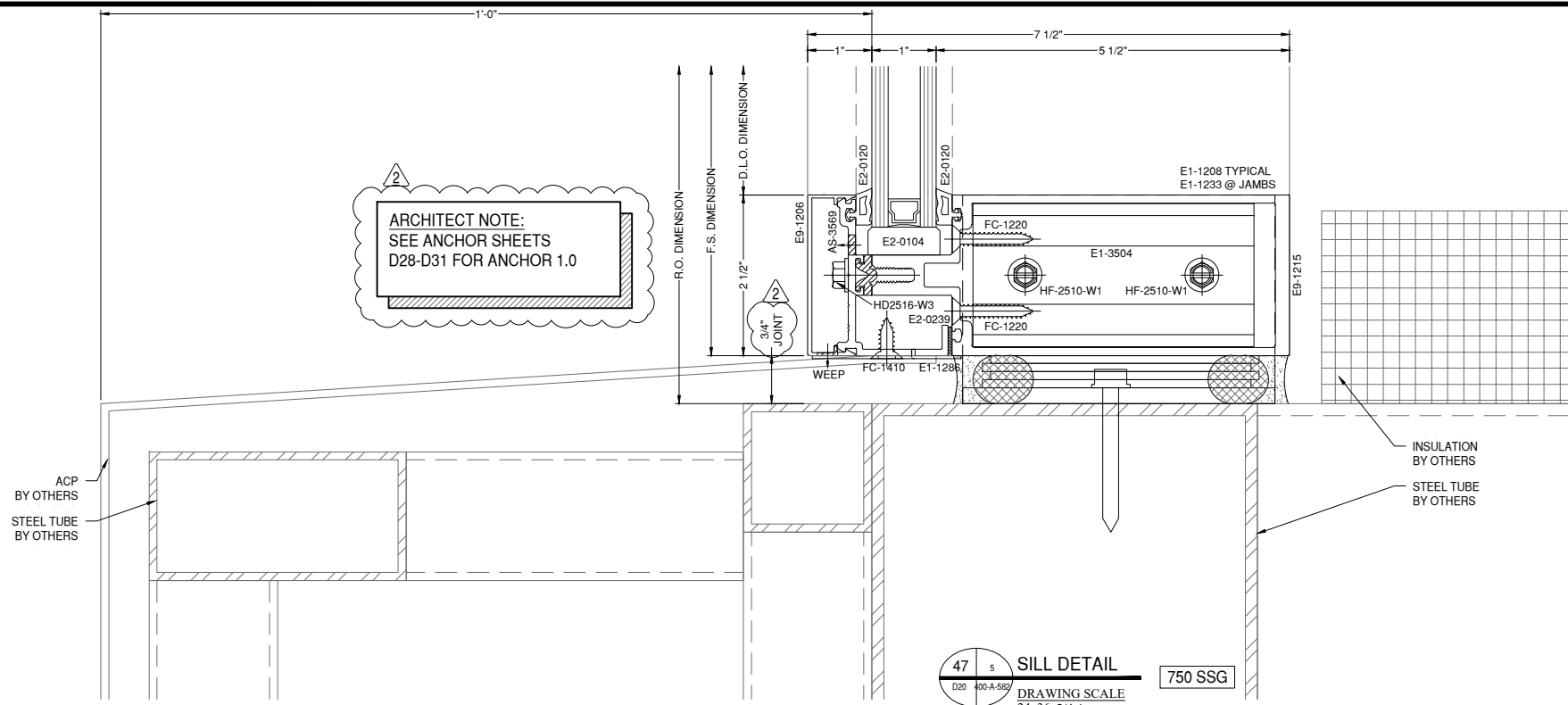
REVISION	DATE
0	11.29.23
1	12.21.23
2	02.01.24
3	02.28.24
4	04.08.24

PROJECT NUMBER:  
**23-275**

PROJECT NAME:  
**HYUNDAI - HMGMA**

SHEET DESCRIPTION:  
**DETAILS**

SHEET:  
**D20**



NOTE:  
FASTENERS SHOWN FOR LOCATION  
REFERENCE ONLY. FASTENER TYPE, SIZE  
AND SPACING ARE TO BE DETERMINED  
BY THE PROFESSIONAL ENGINEER.

BUILD EGA

4274 SHACKLEFORD RD, SUITE A  
 NORCROSS, GA 30093  
 PH: 678-355-9010

**MP** drafting  
 & design

www.MPDRAFTING.com  
 P: 248.522.7096  
 F: 248.522.7030

ARCHITECT:

ATLAS COLLABORATIVE  
 5185 PEACHTREE PARKWAY, BLDG 1200  
 SUITE 280  
 PEACHTREE CORNERS, GEORGIA 30092

ARCHITECT NOTE:  
 ALL NOTES REQUESTING VERIFICATION,  
 CONFIRMATION, OR INFORMATION THAT ARE  
 NOT ANSWERED ARE ASSUMED TO BE  
 CORRECT AS SHOWN ON THESE DRAWINGS.

STAMPS/  
 SUBMITTALS:

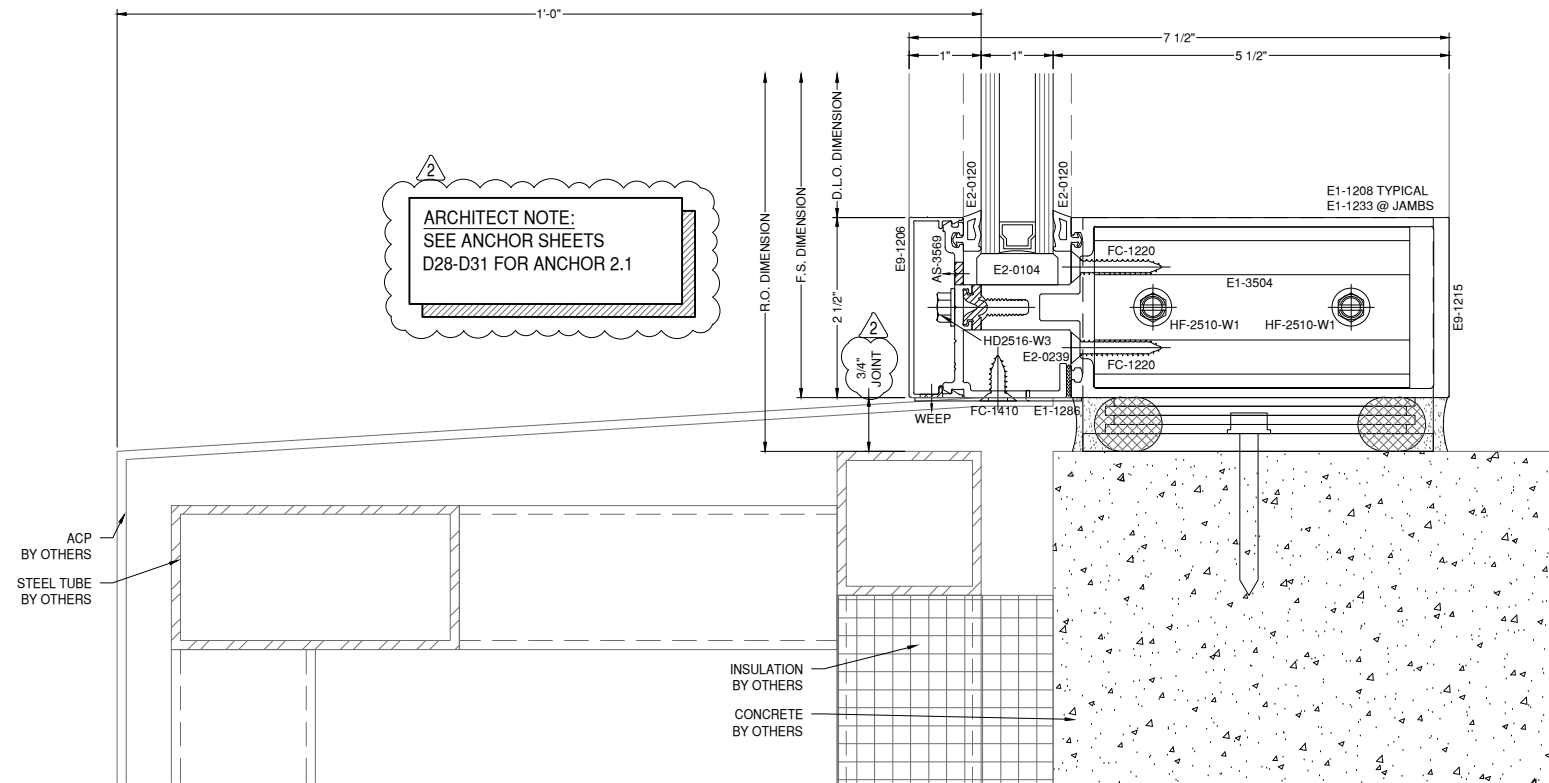
REVISION	DATE
0	11.29.23
1	12.21.23
2	02.01.24
3	02.28.24
4	04.08.24

PROJECT NUMBER:  
 23-275

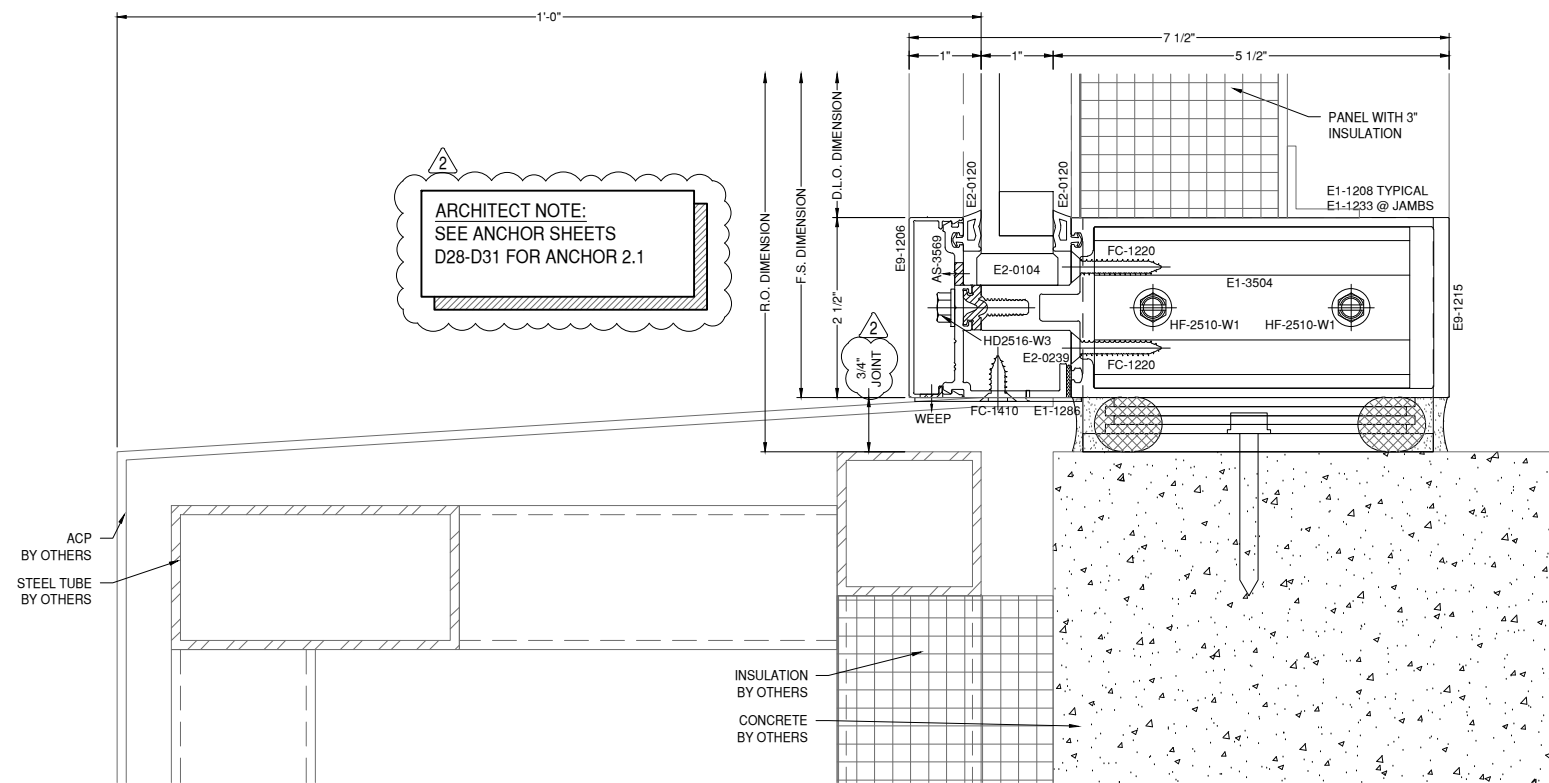
PROJECT NAME:  
 HYUNDAI - HMGMA

SHEET DESCRIPTION:  
 DETAILS

SHEET:  
**D21**



**49** SILL DETAIL  
 DRAWING SCALE  
 24x36: 3/4:1  
 11x17: 3/8:1  
 750 SSG



**50** SILL DETAIL  
 DRAWING SCALE  
 24x36: 3/4:1  
 11x17: 3/8:1  
 750 SSG

NOTE:  
 FASTENERS SHOWN FOR LOCATION  
 REFERENCE ONLY. FASTENER TYPE, SIZE  
 AND SPACING ARE TO BE DETERMINED  
 BY THE PROFESSIONAL ENGINEER.

**ARCHITECT:**

ATLAS COLLABORATIVE  
5185 PEACHTREE PARKWAY, BLDG 1200  
SUITE 280  
PEACHTREE CORNERS, GEORGIA 30092

ARCHITECT NOTE:  
ALL NOTES REQUESTING VERIFICATION,  
CONFIRMATION, OR INFORMATION THAT ARE  
NOT ANSWERED ARE ASSUMED TO BE  
CORRECT AS SHOWN ON THESE DRAWINGS.

**STAMPS/  
SUBMITTALS:**

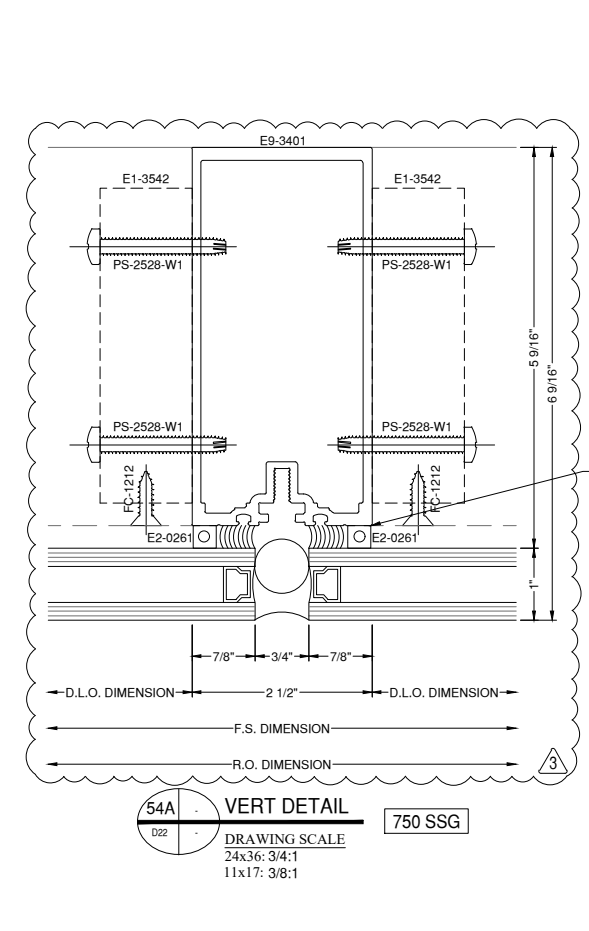
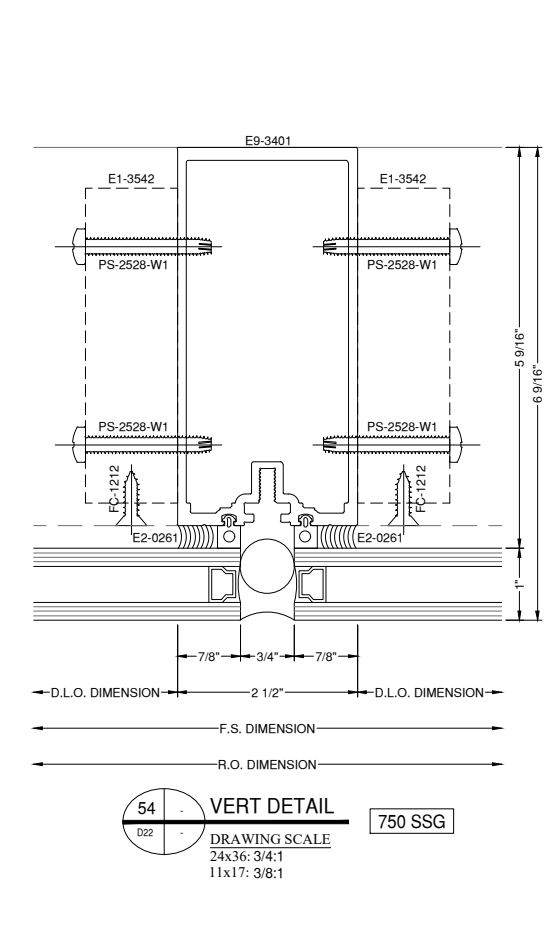
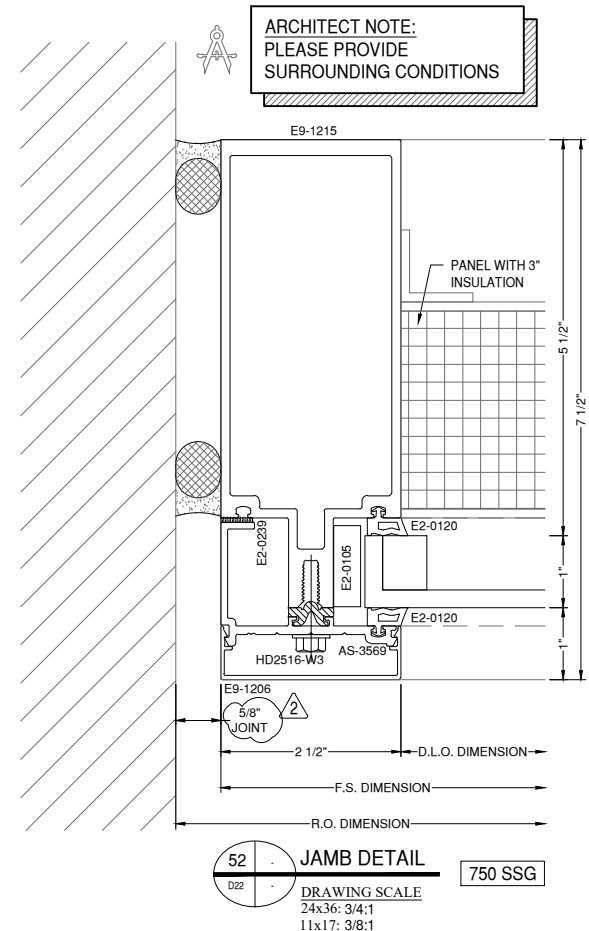
REVISION	DATE
0	11.29.23
1	12.21.23
2	02.01.24
3	02.28.24
4	04.08.24

PROJECT NUMBER:  
**23-275**

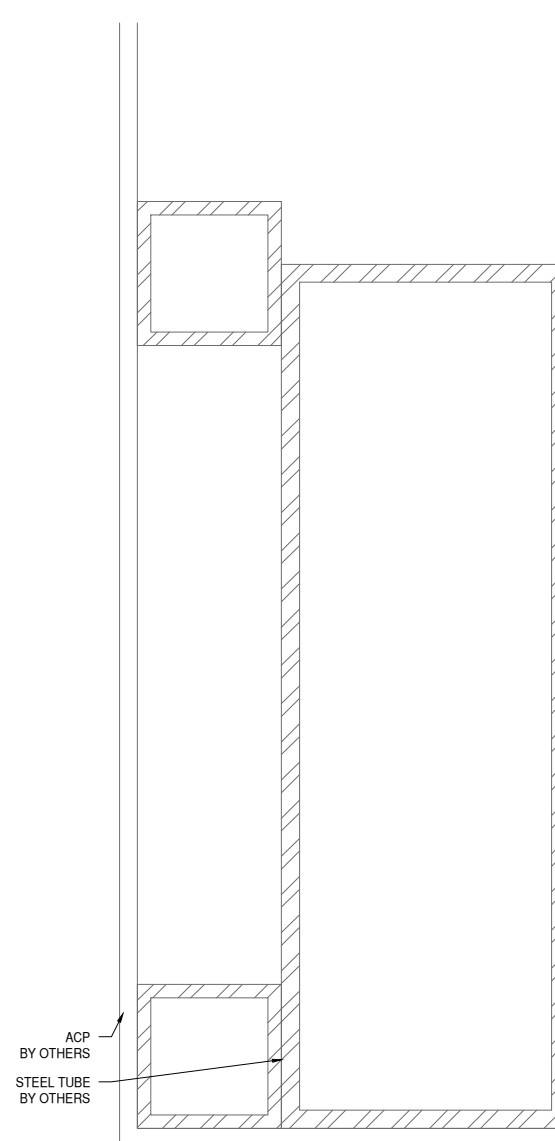
PROJECT NAME:  
**HYUNDAI - HMGMA**

SHEET DESCRIPTION:  
**DETAILS**

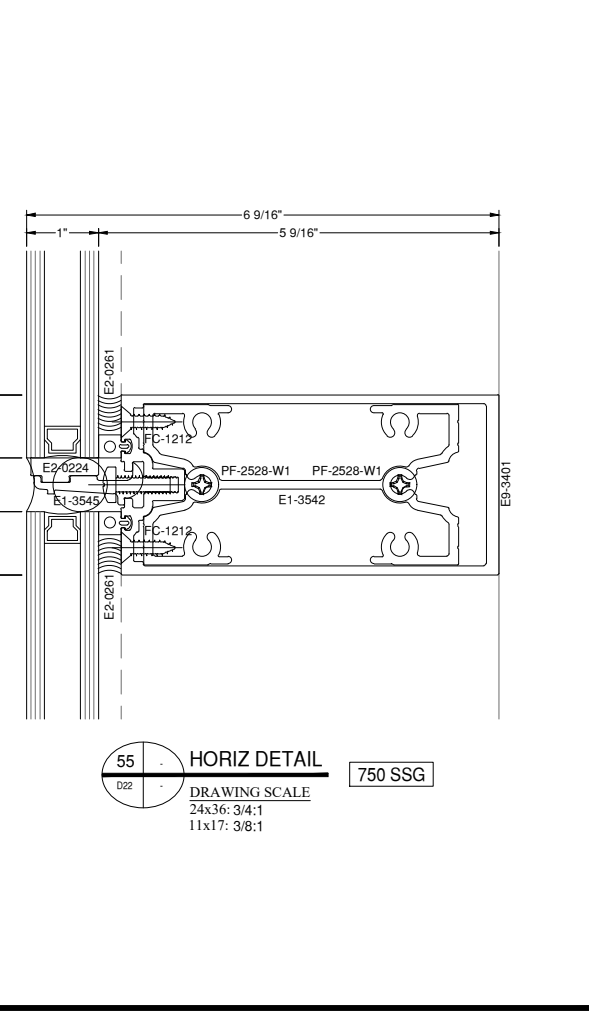
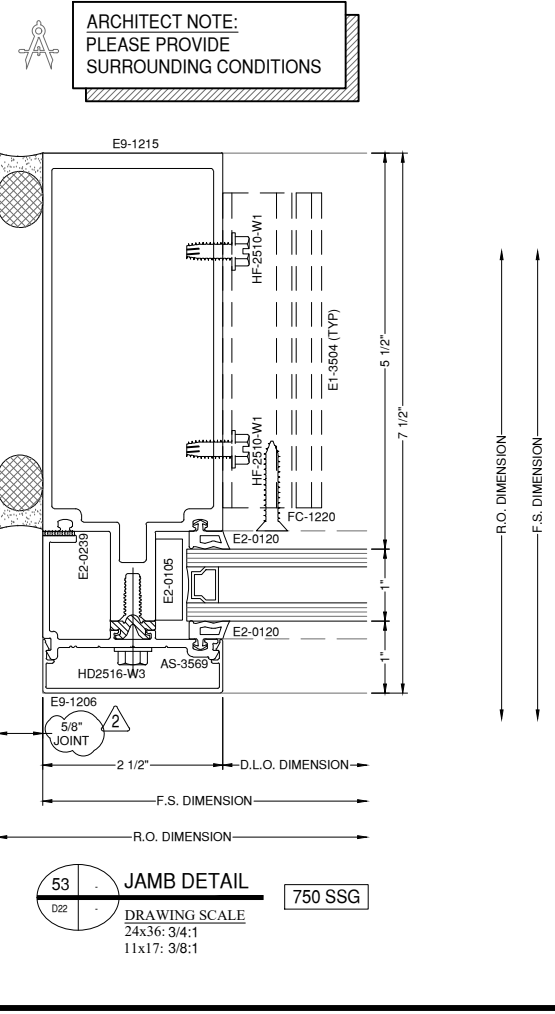
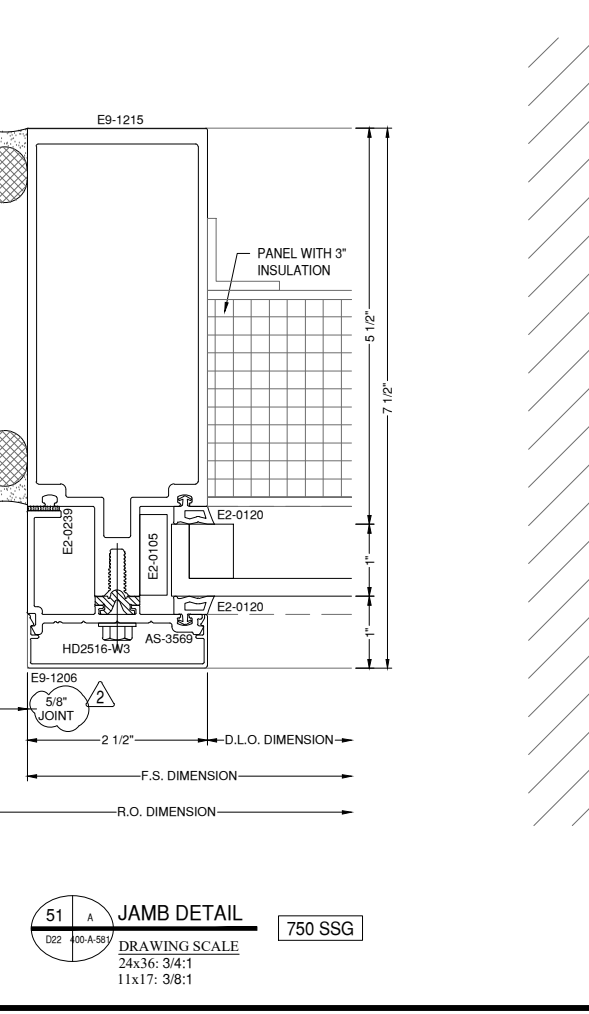
SHEET:  
**D22**



SSG CAULKING AND  
GLAZING TAPE SWITCHED  
AT CTS BRIDGE  
HORIZONTAL AND VERTICAL



NOTE:  
FASTENERS SHOWN FOR LOCATION  
REFERENCE ONLY. FASTENER TYPE, SIZE  
AND SPACING ARE TO BE DETERMINED  
BY THE PROFESSIONAL ENGINEER.



## ARCHITECT:

ATLAS COLLABORATIVE  
5185 PEACHTREE PARKWAY, BLDG 1200  
SUITE 280  
PEACHTREE CORNERS, GEORGIA 30092

ARCHITECT NOTE:  
ALL NOTES REQUESTING VERIFICATION,  
CONFIRMATION, OR INFORMATION THAT ARE  
NOT ANSWERED ARE ASSUMED TO BE  
CORRECT AS SHOWN ON THESE DRAWINGS.

## STAMPS/ SUBMITTALS:

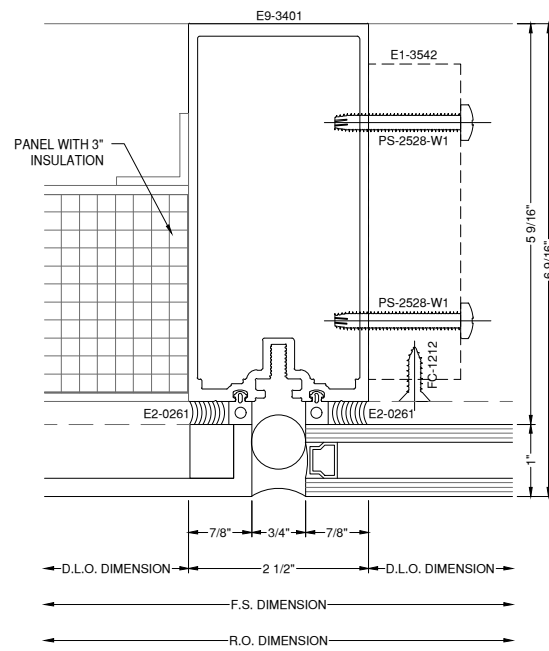
REVISION	DATE
0	11.29.23
1	12.21.23
2	02.01.24
3	02.28.24
4	04.08.24

PROJECT NUMBER:  
**23-275**

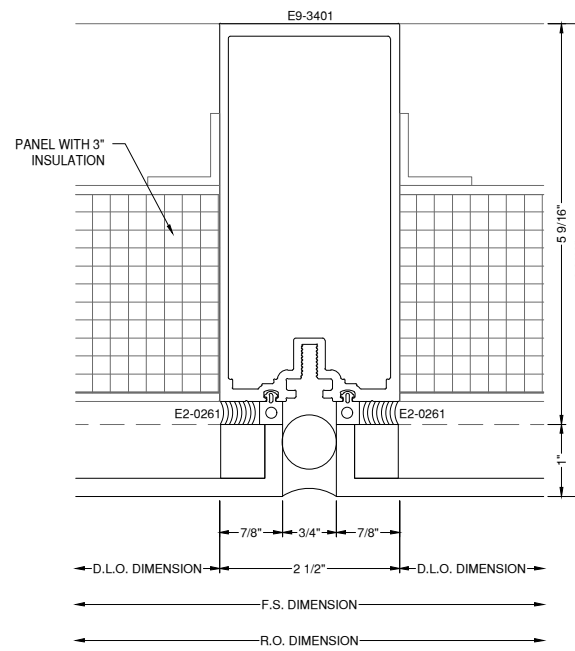
PROJECT NAME:  
**HYUNDAI - HMGMA**

SHEET DESCRIPTION:  
**DETAILS**

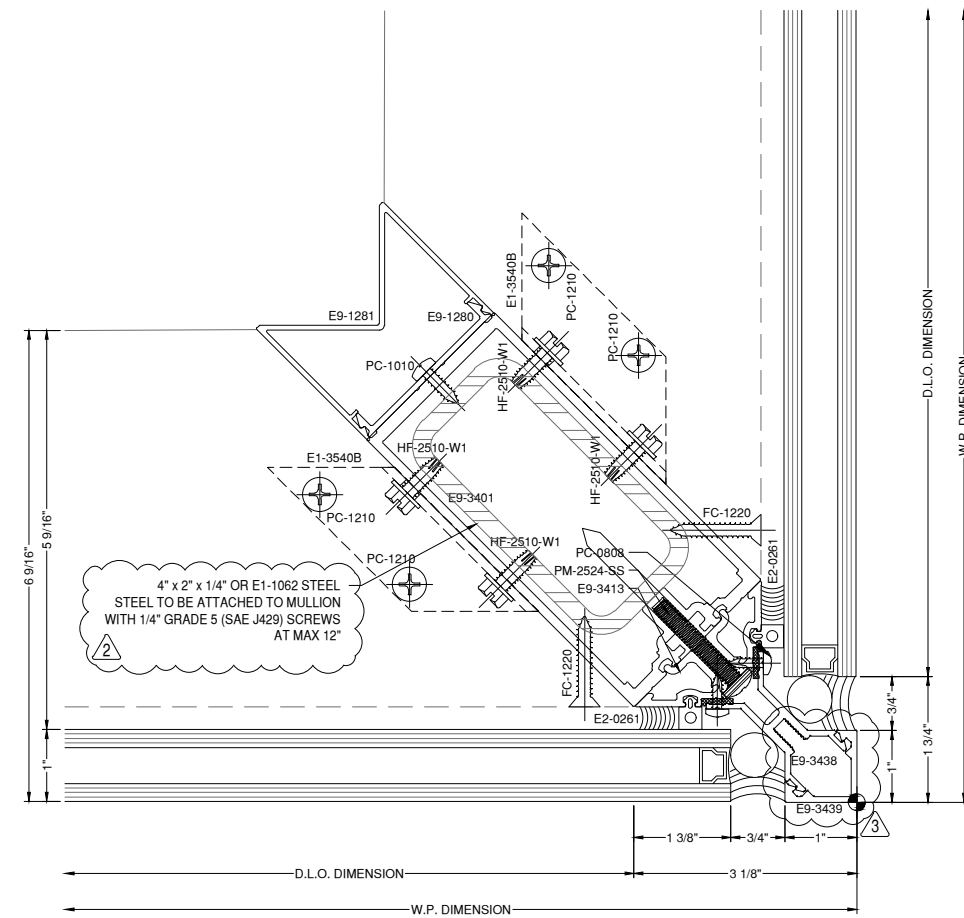
SHEET:  
**D23**



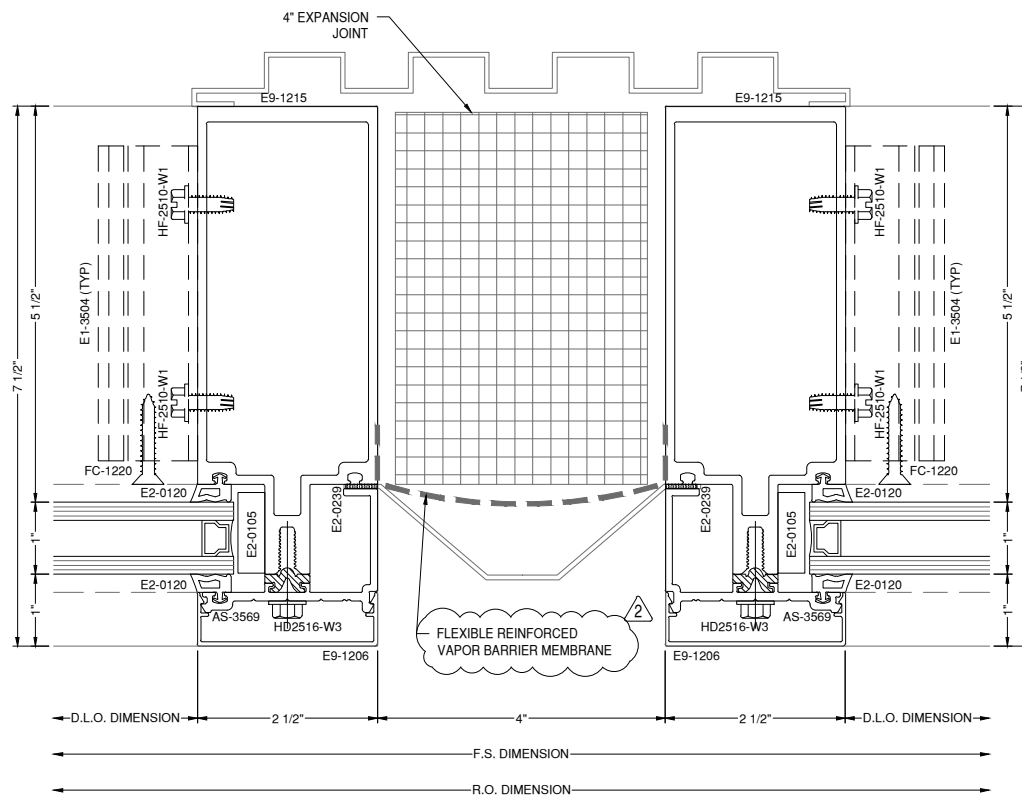
**56** VERT DETAIL  
DRAWING SCALE  
24x36: 3/4:1  
11x17: 3/8:1  
750 SSG



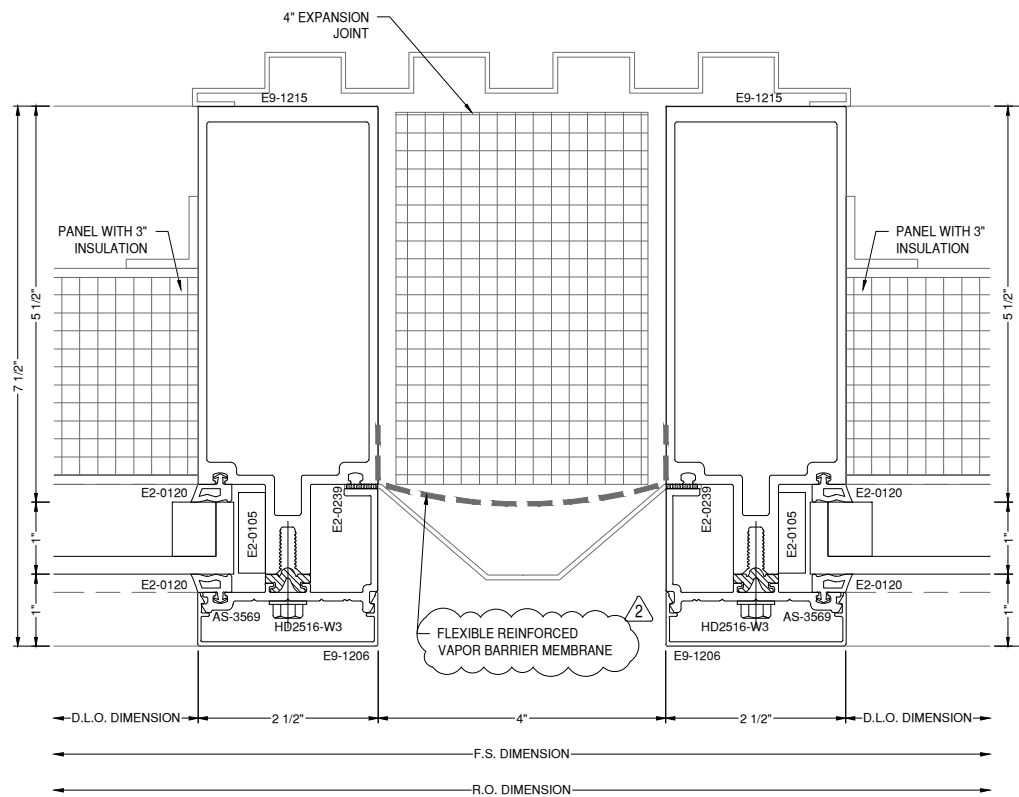
**57** VERT DETAIL  
DRAWING SCALE  
24x36: 3/4:1  
11x17: 3/8:1  
750 SSG



**57A** CORNER DETAIL  
DRAWING SCALE  
24x36: 3/4:1  
11x17: 3/8:1  
750 SSG



**58** EXP. DETAIL  
DRAWING SCALE  
24x36: 3/4:1  
11x17: 3/8:1  
750 SSG



**59** EXP. DETAIL  
DRAWING SCALE  
24x36: 3/4:1  
11x17: 3/8:1  
750 SSG

BUILD EGA

4274 SHACKLEFORD RD, SUITE A  
 NORCROSS, GA 30093  
 PH: 678-355-9010

**MP** drafting  
 & design

www.MPDRAFTING.com  
 P: 248.522.7096  
 F: 248.522.7030

**ARCHITECT:**

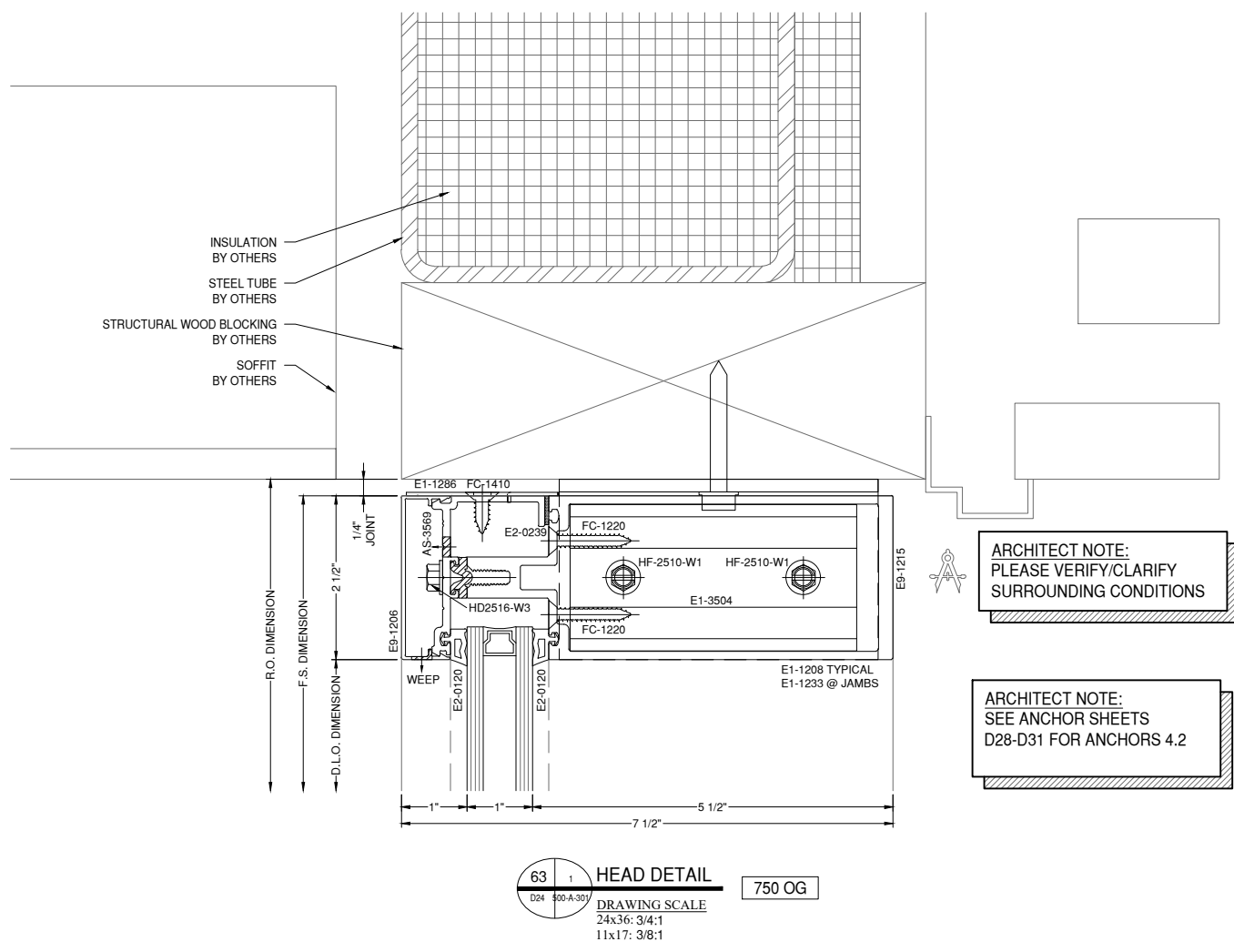
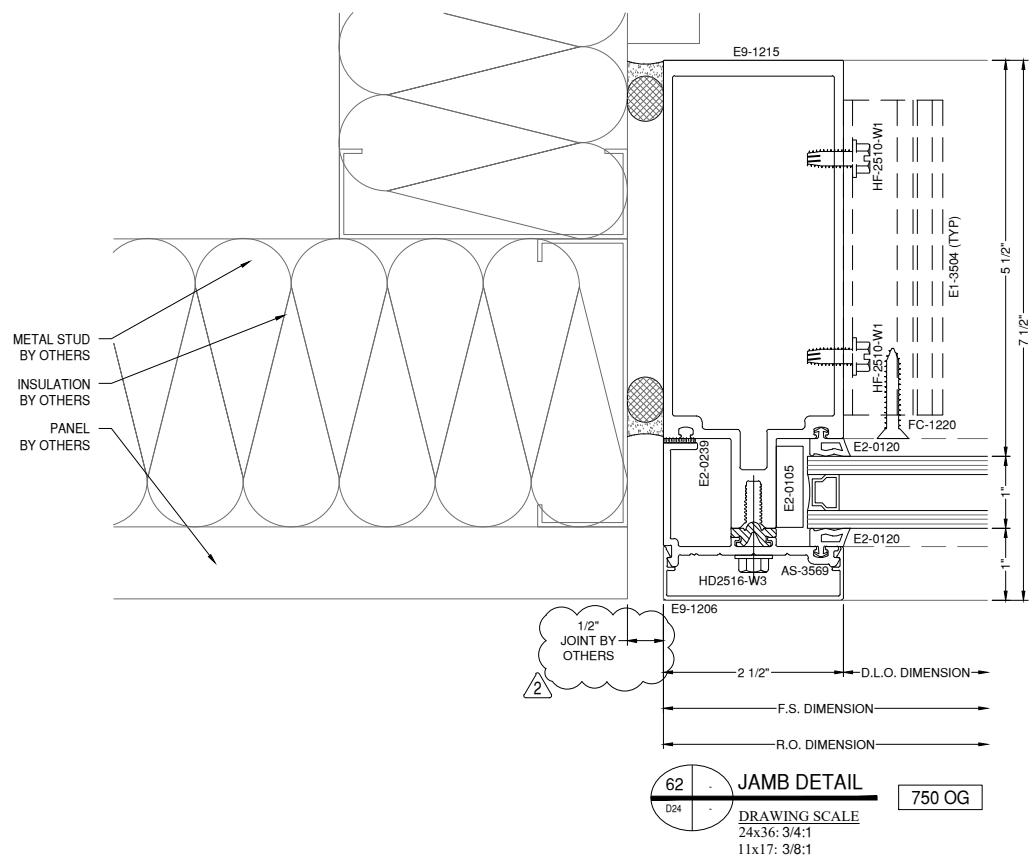
ATLAS COLLABORATIVE  
 5185 PEACHTREE PARKWAY, BLDG 1200  
 SUITE 280  
 PEACHTREE CORNERS, GEORGIA 30092

ARCHITECT NOTE:  
 ALL NOTES REQUESTING VERIFICATION,  
 CONFIRMATION, OR INFORMATION THAT ARE  
 NOT ANSWERED ARE ASSUMED TO BE  
 CORRECT AS SHOWN ON THESE DRAWINGS.

**STAMPS/  
 SUBMITTALS:**

ARCHITECT NOTE:  
 PLEASE VERIFY/CLARIFY  
 SURROUNDING CONDITIONS

ARCHITECT NOTE:  
 SEE ANCHOR SHEETS  
 D28-D31 FOR ANCHORS 4.2



REVISION	DATE
0	11.29.23
1	12.21.23
2	02.01.24
3	02.28.24
4	04.08.24

PROJECT NUMBER:  
**23-275**

PROJECT NAME:  
**HYUNDAI - HMGMA**

SHEET DESCRIPTION:  
**DETAILS**

SHEET:  
**D24**

**ARCHITECT:**

ATLAS COLLABORATIVE  
5185 PEACHTREE PARKWAY, BLDG 1200  
SUITE 280  
PEACHTREE CORNERS, GEORGIA 30092

ARCHITECT NOTE:  
ALL NOTES REQUESTING VERIFICATION,  
CONFIRMATION, OR INFORMATION THAT ARE  
NOT ANSWERED ARE ASSUMED TO BE  
CORRECT AS SHOWN ON THESE DRAWINGS.

**STAMPS/  
SUBMITTALS:**

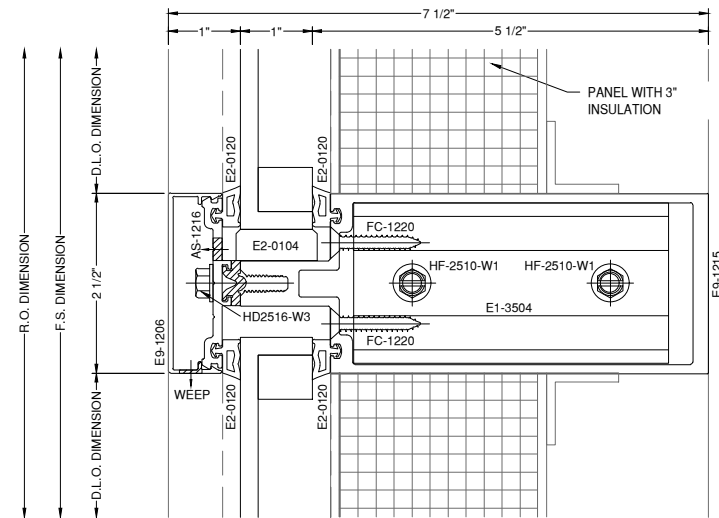
REVISION	DATE
0	11.29.23
1	12.21.23
2	02.01.24
3	02.28.24
4	04.08.24

PROJECT NUMBER:  
**23-275**

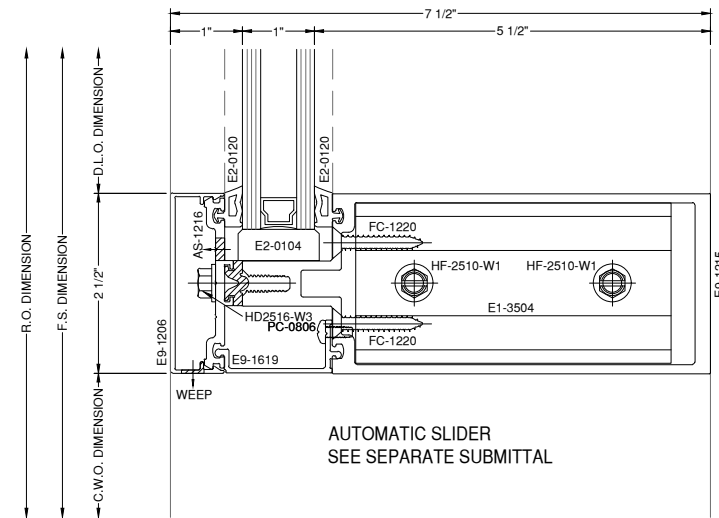
PROJECT NAME:  
**HYUNDAI - HMGMA**

SHEET DESCRIPTION:  
**DETAILS**

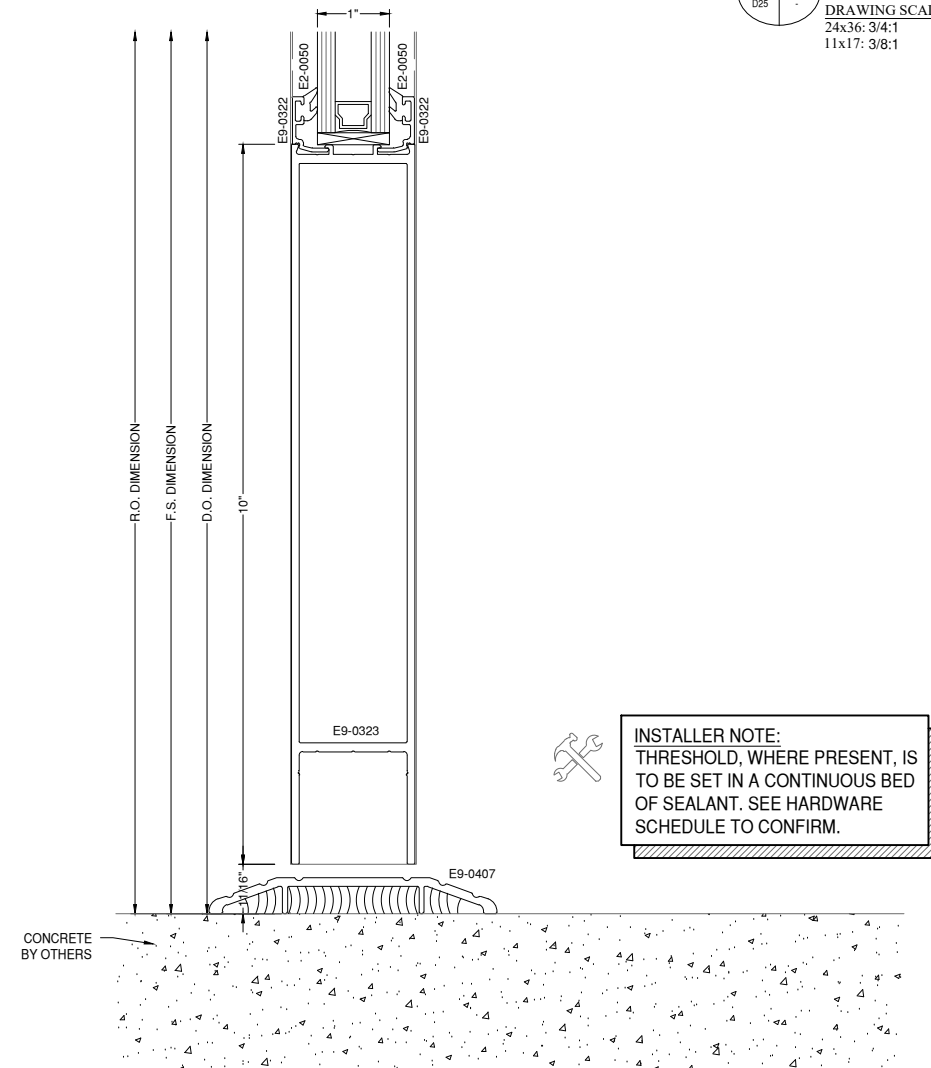
SHEET:  
**D25**



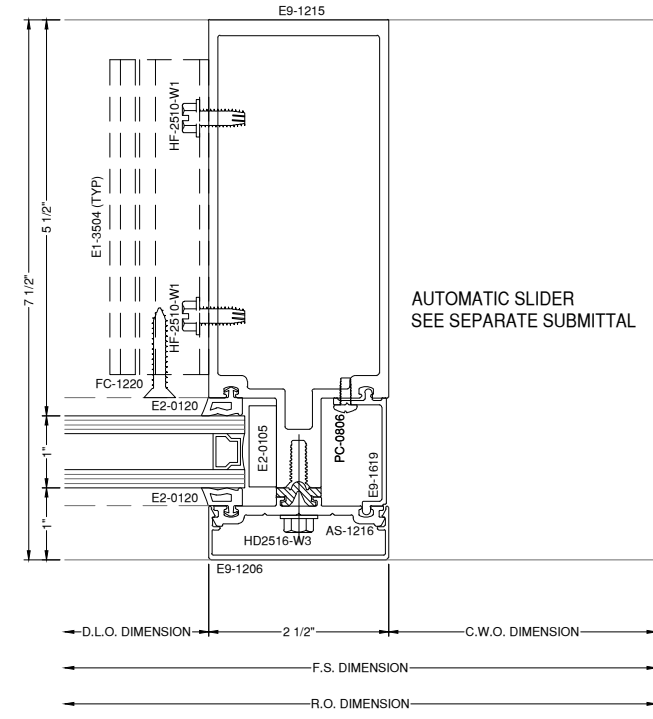
**64** - **HORIZ DETAIL**  
DRAWING SCALE  
24x36: 3/4:1  
11x17: 3/8:1  
**750 OG**



**69** - **HORIZ DETAIL**  
DRAWING SCALE  
24x36: 3/4:1  
11x17: 3/8:1  
**750 OG**



**66** - **THRESHOLD DETAIL**  
DRAWING SCALE  
24x36: 3/4:1  
11x17: 3/8:1  
**35D**



**70** - **VERT DETAIL**  
DRAWING SCALE  
24x36: 3/4:1  
11x17: 3/8:1  
**750 OG**

BUILD EGA

4274 SHACKLEFORD RD, SUITE A  
 NORCROSS, GA 30093  
 PH: 678-355-9010

**MP** drafting  
 & design

www.MPDRAFTING.com  
 P: 248.522.7096  
 F: 248.522.7030

**ARCHITECT:**

ATLAS COLLABORATIVE  
 5185 PEACHTREE PARKWAY, BLDG 1200  
 SUITE 280  
 PEACHTREE CORNERS, GEORGIA 30092

ARCHITECT NOTE:  
 ALL NOTES REQUESTING VERIFICATION,  
 CONFIRMATION, OR INFORMATION THAT ARE  
 NOT ANSWERED ARE ASSUMED TO BE  
 CORRECT AS SHOWN ON THESE DRAWINGS.

**STAMPS/  
 SUBMITTALS:**

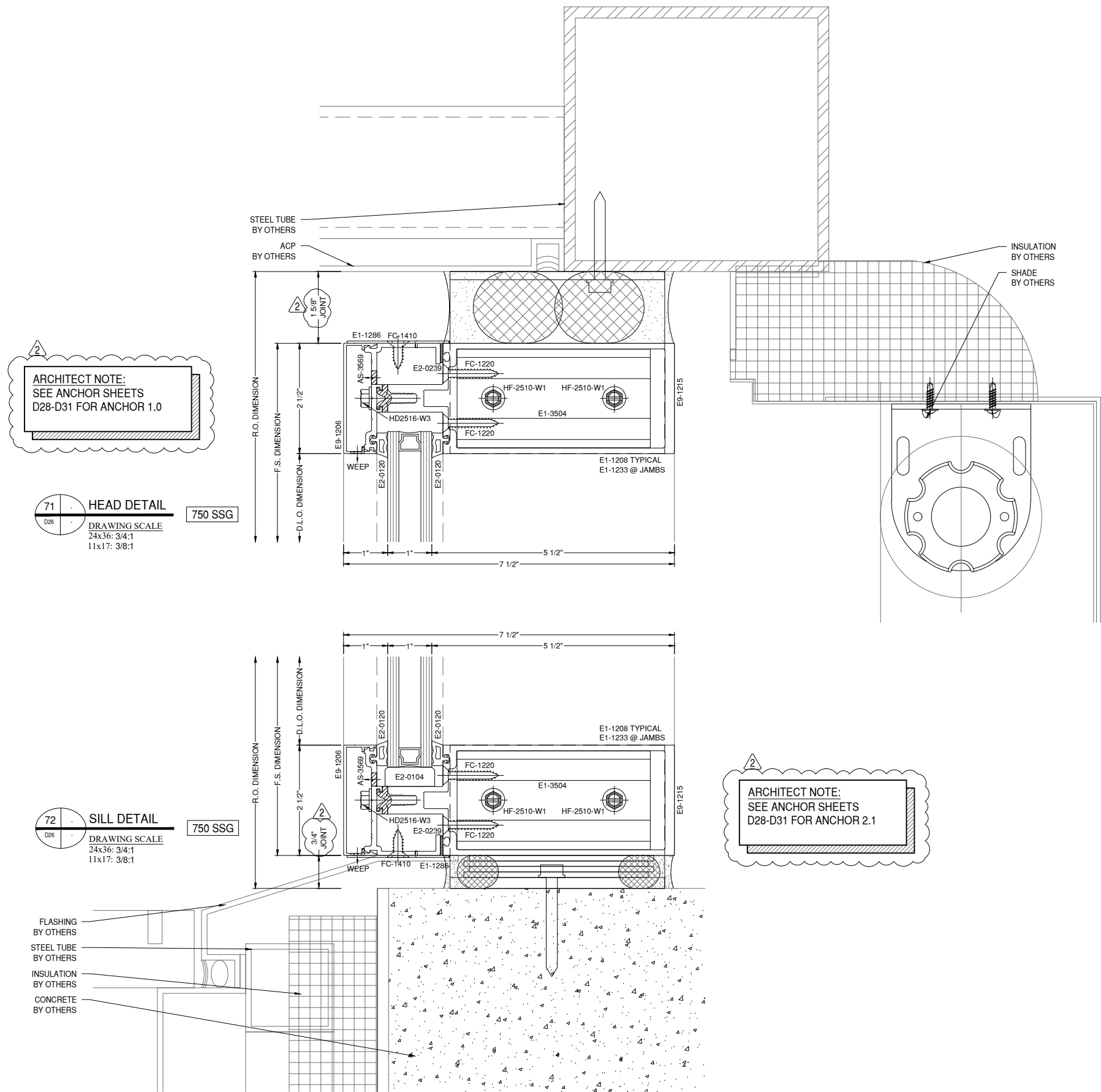
REVISION	DATE
0	11.29.23
1	12.21.23
2	02.01.24
3	02.28.24
4	04.08.24

PROJECT NUMBER:  
 23-275

PROJECT NAME:  
 HYUNDAI - HMGMA

SHEET DESCRIPTION:  
 DETAILS

SHEET:  
**D26**



ARCHITECT NOTE:  
 SEE ANCHOR SHEETS  
 D28-D31 FOR ANCHOR 1.0

**71** HEAD DETAIL  
 DRAWING SCALE  
 24x36: 3/4:1  
 11x17: 3/8:1  
 750 SSG

ARCHITECT NOTE:  
 SEE ANCHOR SHEETS  
 D28-D31 FOR ANCHOR 2.1

**72** SILL DETAIL  
 DRAWING SCALE  
 24x36: 3/4:1  
 11x17: 3/8:1  
 750 SSG

FLASHING  
 BY OTHERS  
 STEEL TUBE  
 BY OTHERS  
 INSULATION  
 BY OTHERS  
 CONCRETE  
 BY OTHERS

### ARCHITECT:

ATLAS COLLABORATIVE  
5185 PEACHTREE PARKWAY, BLDG 1200  
SUITE 280  
PEACHTREE CORNERS, GEORGIA 30092

ARCHITECT NOTE:  
ALL NOTES REQUESTING VERIFICATION,  
CONFIRMATION, OR INFORMATION THAT ARE  
NOT ANSWERED ARE ASSUMED TO BE  
CORRECT AS SHOWN ON THESE DRAWINGS.

### STAMPS/ SUBMITTALS:

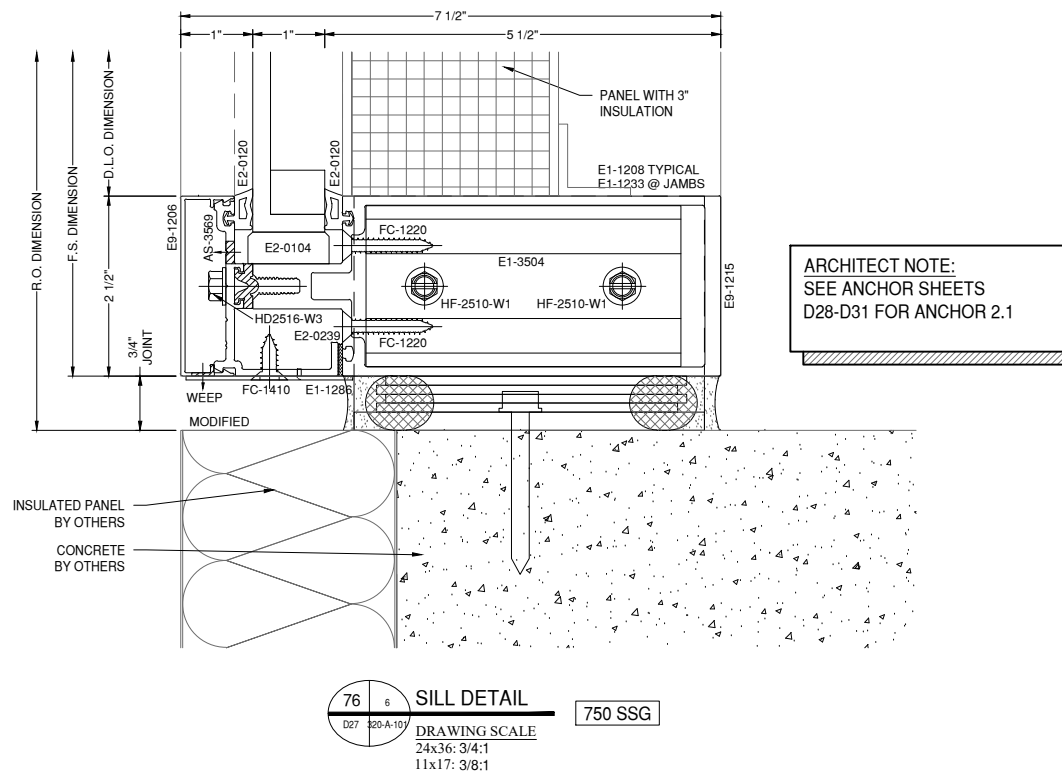
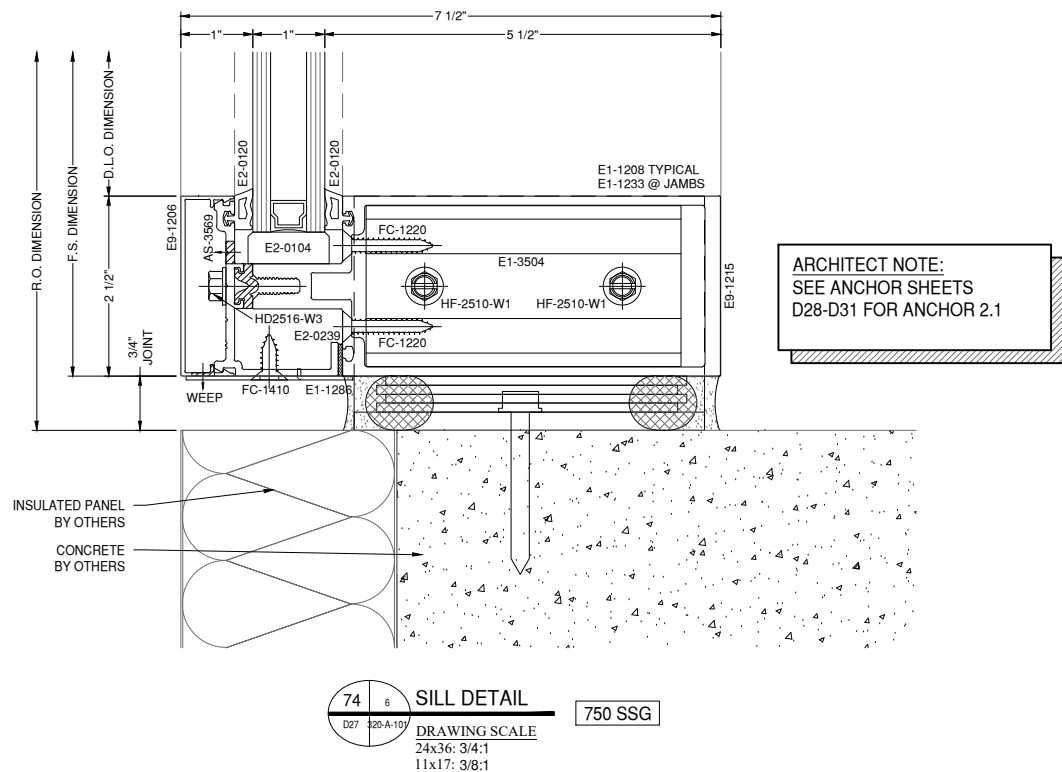
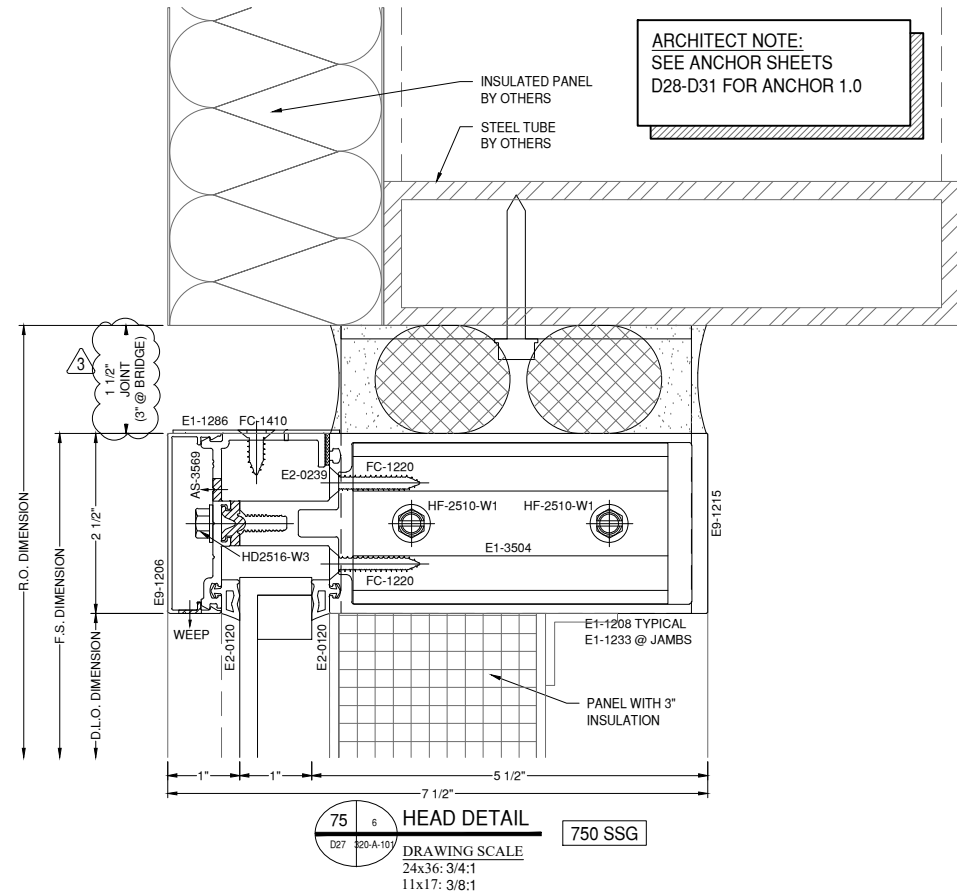
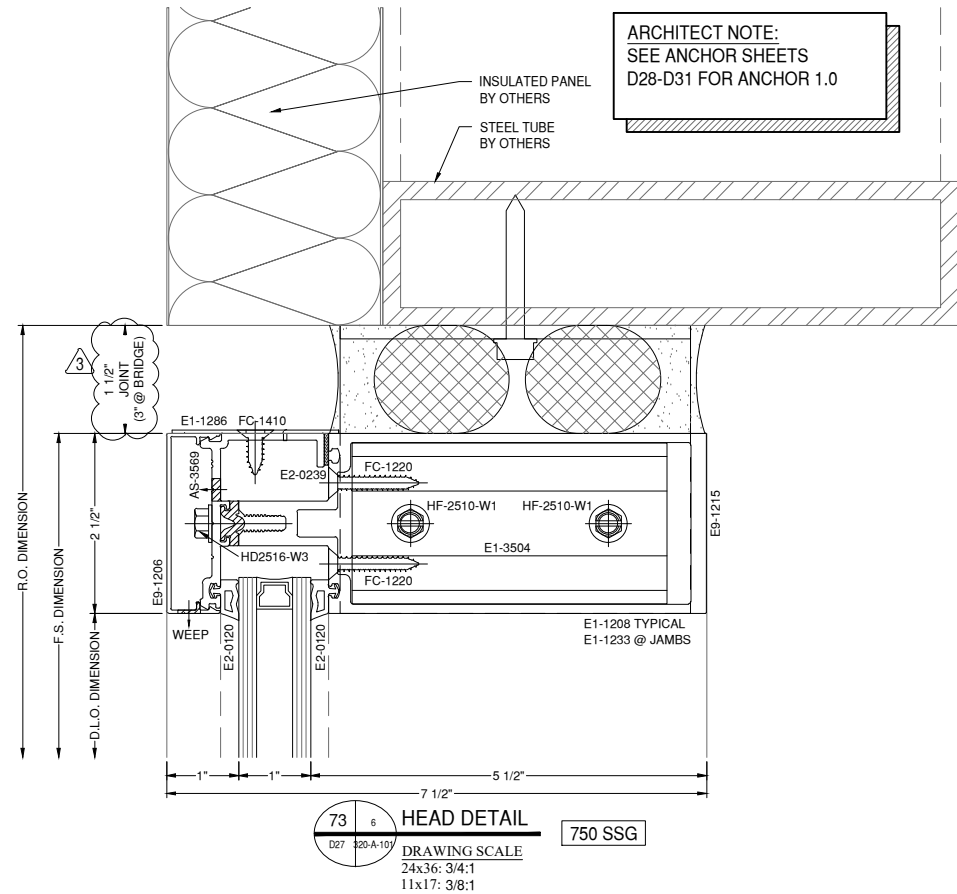
REVISION	DATE
0	11.29.23
1	12.21.23
2	02.01.24
3	02.28.24
4	04.08.24

PROJECT NUMBER:  
**23-275**

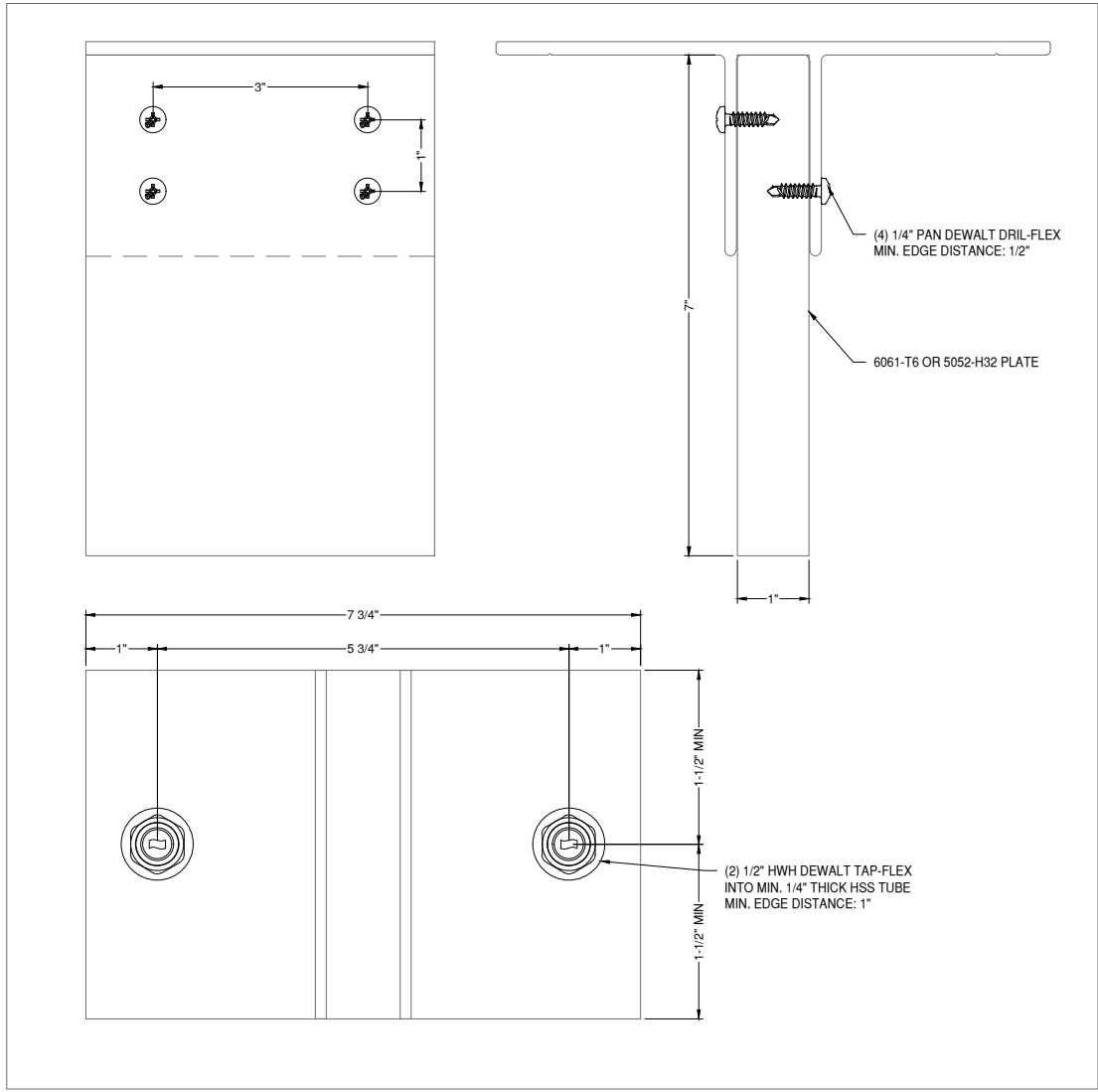
PROJECT NAME:  
**HYUNDAI - HMGMA**

SHEET DESCRIPTION:  
**DETAILS**

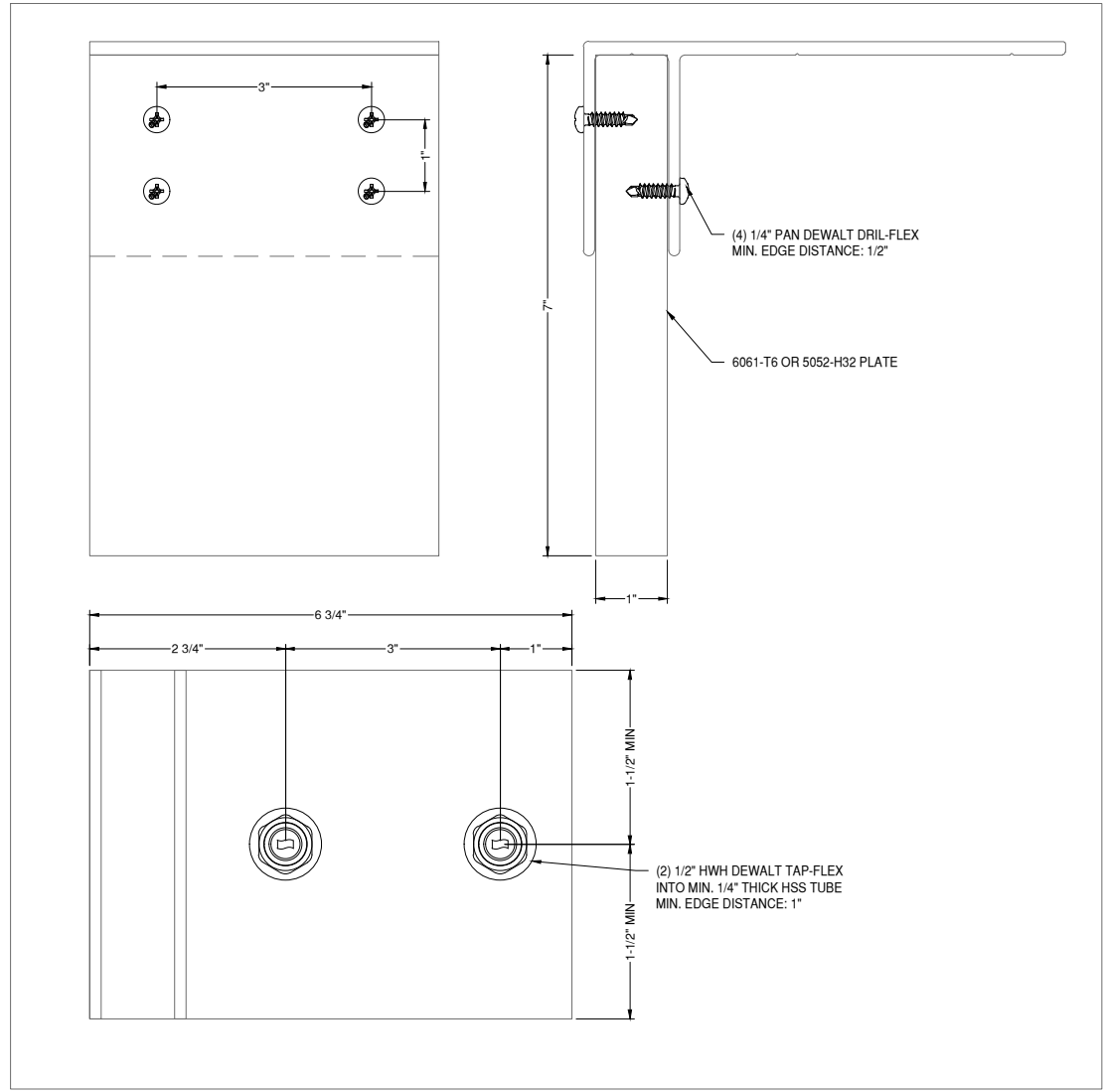
SHEET:  
**D27**



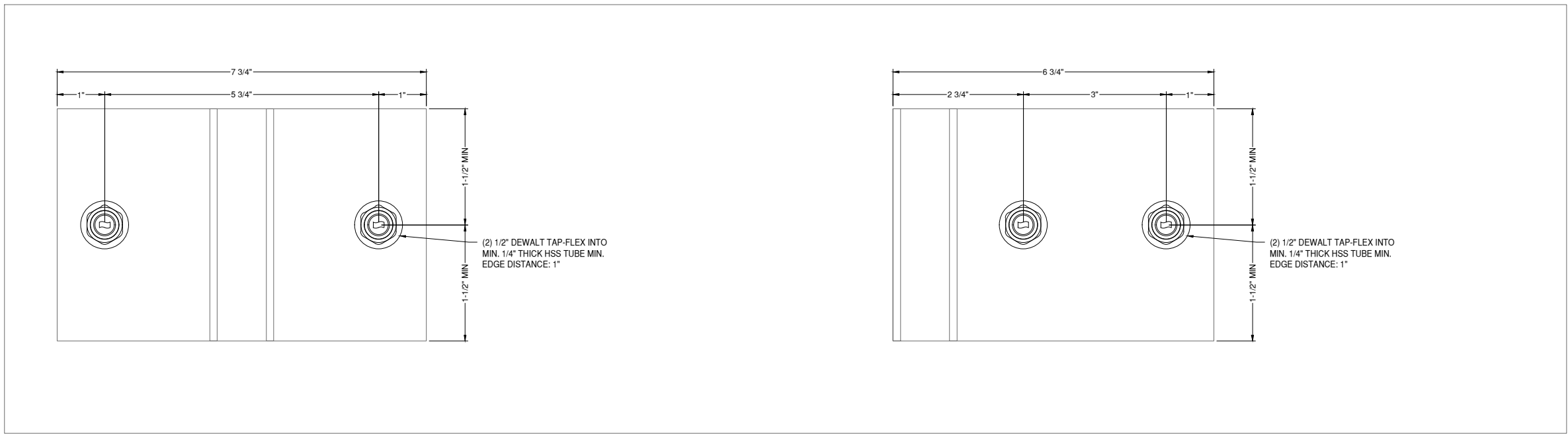
ANCHOR 1.0



ANCHOR 1.1



ANCHOR 2.0



BUILD EGA

4274 SHACKLEFORD RD, SUITE A  
NORCROSS, GA 30093  
PH: 678-355-9010

**MP** drafting  
& design

www.MPDRAFTING.com  
P: 248.522.7096  
F: 248.522.7030

ARCHITECT:

ATLAS COLLABORATIVE  
5185 PEACHTREE PARKWAY, BLDG 1200  
SUITE 280  
PEACHTREE CORNERS, GEORGIA 30092

ARCHITECT NOTE:  
ALL NOTES REQUESTING VERIFICATION,  
CONFIRMATION, OR INFORMATION THAT ARE  
NOT ANSWERED ARE ASSUMED TO BE  
CORRECT AS SHOWN ON THESE DRAWINGS.

STAMPS/  
SUBMITTALS:

REVISION	DATE
0	11.29.23
1	12.21.23
2	02.01.24
3	02.28.24
4	04.08.24

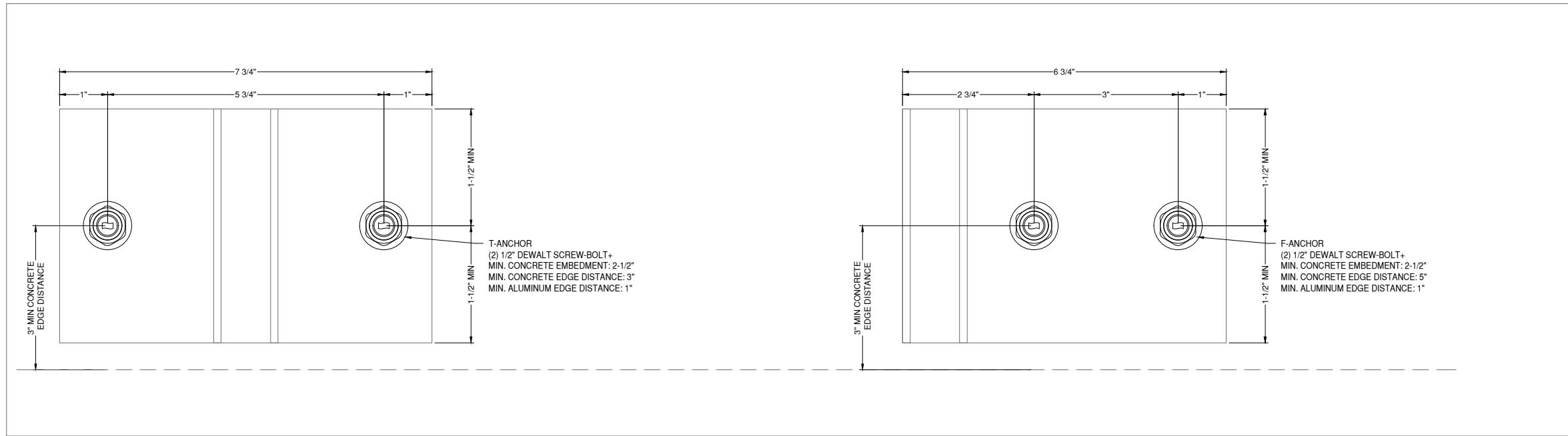
PROJECT NUMBER:  
23-275

PROJECT NAME:  
HYUNDAI - HMGMA

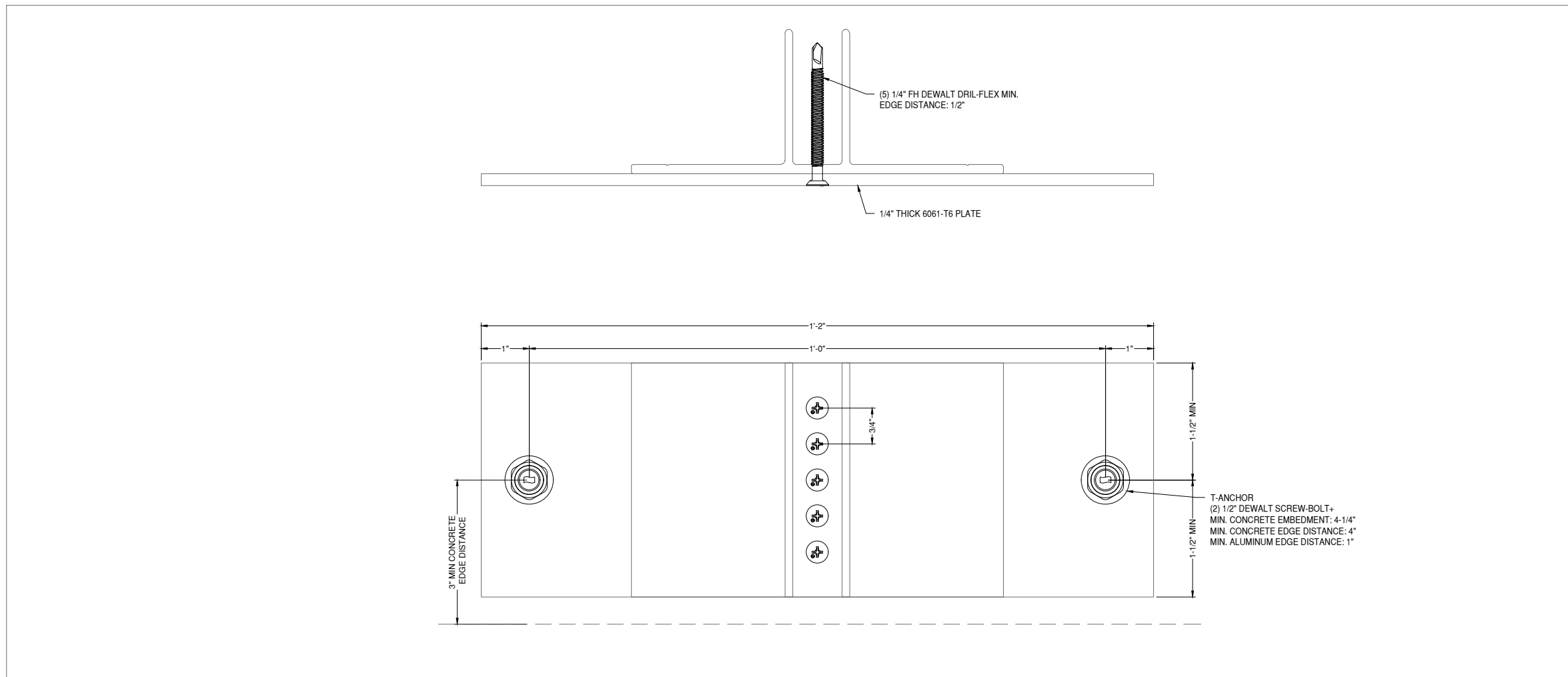
SHEET DESCRIPTION:  
DETAILS

SHEET:  
D28

### ANCHOR 2.1



### ANCHOR 3.0



BUILD EGA

4274 SHACKLEFORD RD, SUITE A  
NORCROSS, GA 30093  
PH: 678-355-9010

**MP** drafting  
& design

www.MPDRAFTING.com  
P: 248.522.7096  
F: 248.522.7030

#### ARCHITECT:

ATLAS COLLABORATIVE  
5185 PEACHTREE PARKWAY, BLDG 1200  
SUITE 280  
PEACHTREE CORNERS, GEORGIA 30092

ARCHITECT NOTE:  
ALL NOTES REQUESTING VERIFICATION,  
CONFIRMATION, OR INFORMATION THAT ARE  
NOT ANSWERED ARE ASSUMED TO BE  
CORRECT AS SHOWN ON THESE DRAWINGS.

#### STAMPS/ SUBMITTALS:

REVISION	DATE
0	11.29.23
1	12.21.23
2	02.01.24
3	02.28.24
4	04.08.24

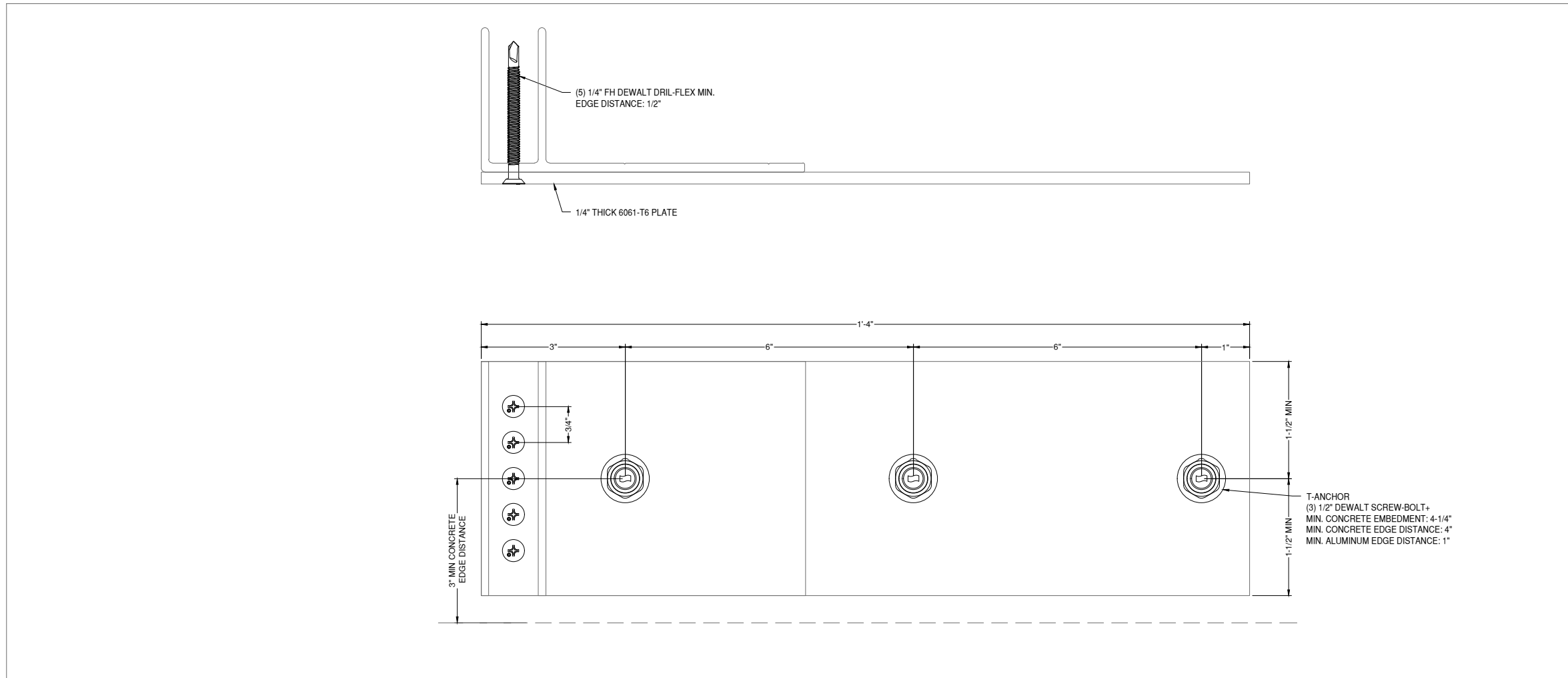
PROJECT NUMBER:  
**23-275**

PROJECT NAME:  
**HYUNDAI - HMGMA**

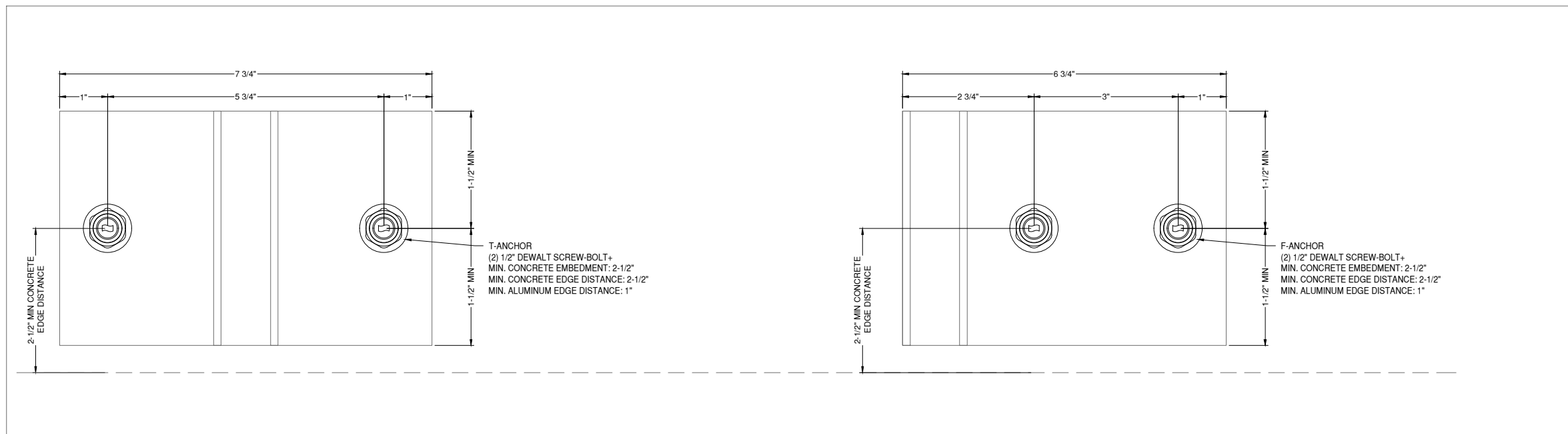
SHEET DESCRIPTION:  
**DETAILS**

SHEET:  
**D29**

ANCHOR 3.1



ANCHOR 3.2



BUILD EGA

4274 SHACKLEFORD RD, SUITE A  
NORCROSS, GA 30093  
PH: 678-355-9010

MP drafting  
& design

www.MPDRAFTING.com  
P: 248.522.7096  
F: 248.522.7030

ARCHITECT:

ATLAS COLLABORATIVE  
5185 PEACHTREE PARKWAY, BLDG 1200  
SUITE 280  
PEACHTREE CORNERS, GEORGIA 30092

ARCHITECT NOTE:  
ALL NOTES REQUESTING VERIFICATION,  
CONFIRMATION, OR INFORMATION THAT ARE  
NOT ANSWERED ARE ASSUMED TO BE  
CORRECT AS SHOWN ON THESE DRAWINGS.

STAMPS/  
SUBMITTALS:

REVISION	DATE
0	11.29.23
1	12.21.23
2	02.01.24
3	02.28.24
4	04.08.24

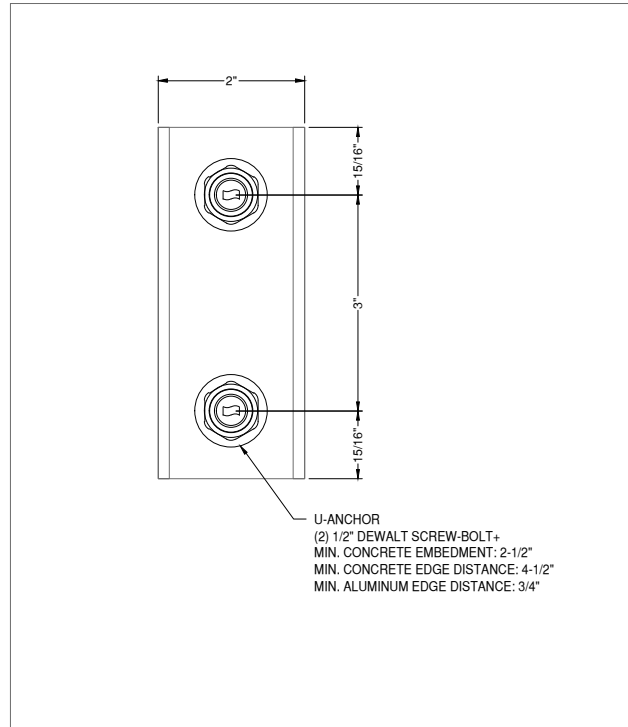
PROJECT NUMBER:  
23-275

PROJECT NAME:  
HYUNDAI - HMGMA

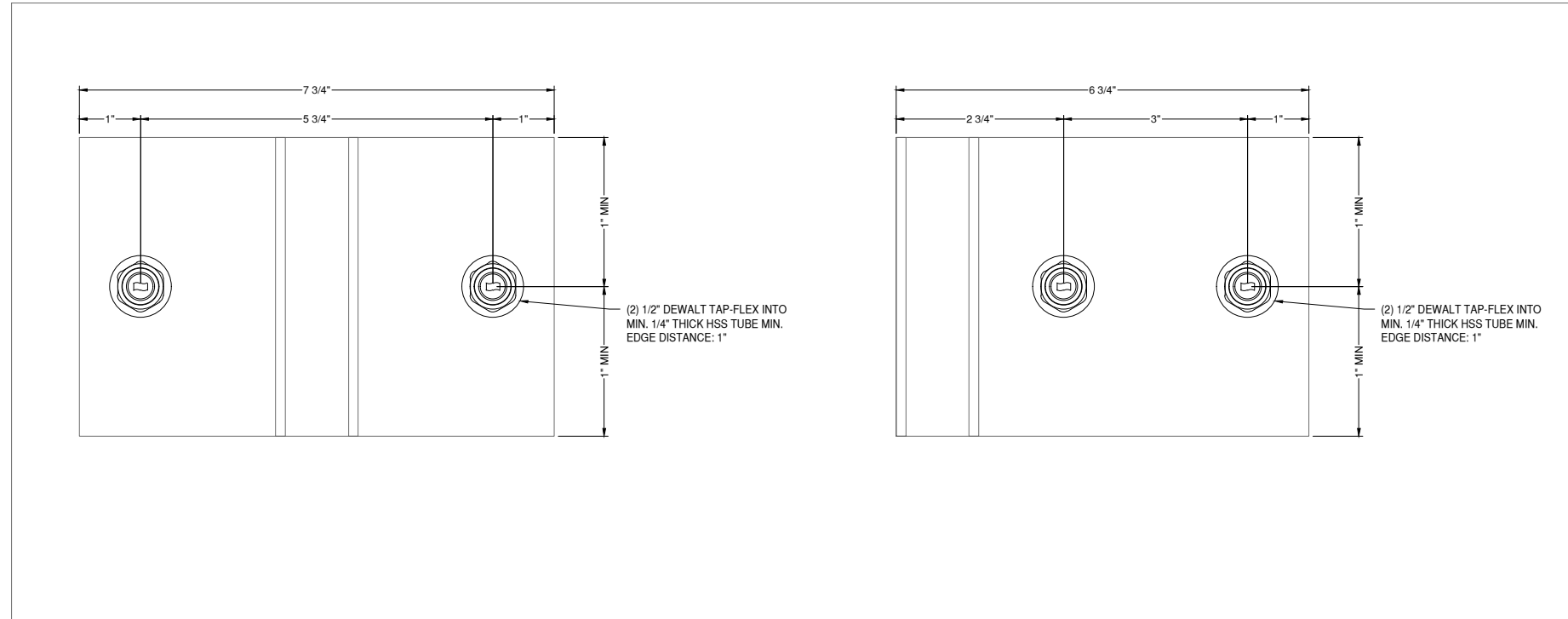
SHEET DESCRIPTION:  
DETAILS

SHEET:  
D30

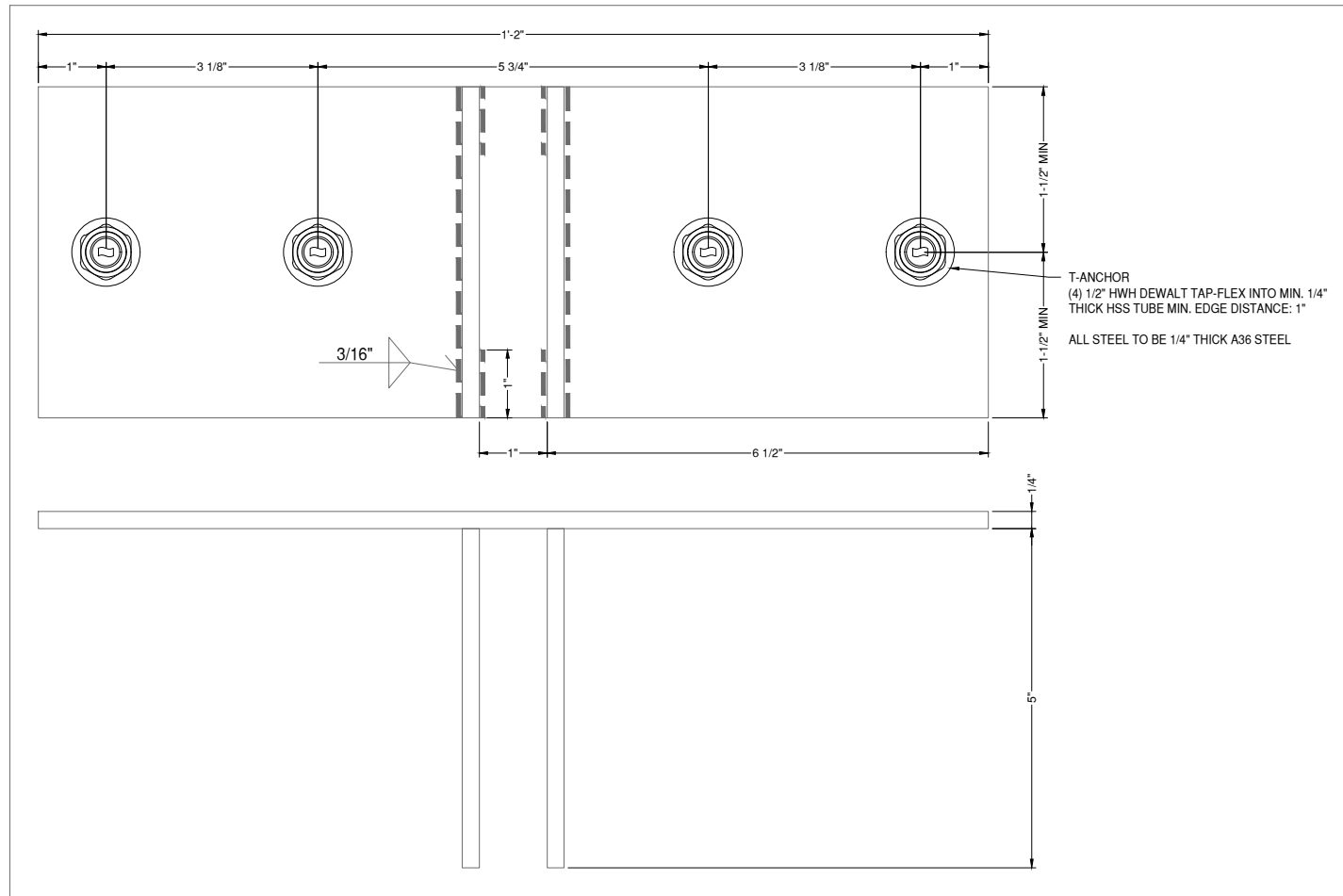
**ANCHOR 3.3**



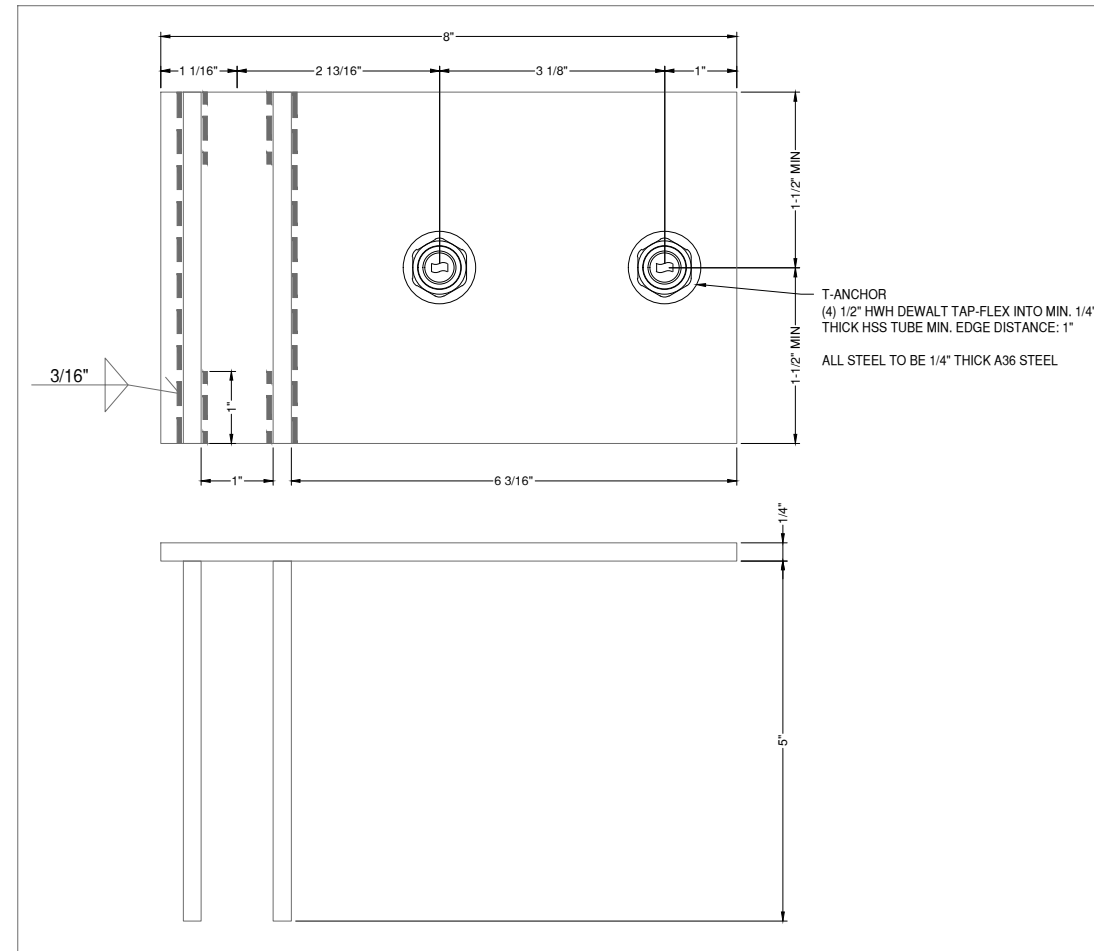
**ANCHOR 4.2**



**ANCHOR 4.0**



**ANCHOR 4.1**



**BUILD EGA**

4274 SHACKLEFORD RD, SUITE A  
NORCROSS, GA 30093  
PH: 678-355-9010

**MP drafting & design**

www.MPDRAFTING.com  
P: 248.522.7096  
F: 248.522.7030

**ARCHITECT:**

ATLAS COLLABORATIVE  
5185 PEACHTREE PARKWAY, BLDG 1200  
SUITE 280  
PEACHTREE CORNERS, GEORGIA 30092

ARCHITECT NOTE:  
ALL NOTES REQUESTING VERIFICATION,  
CONFIRMATION, OR INFORMATION THAT ARE  
NOT ANSWERED ARE ASSUMED TO BE  
CORRECT AS SHOWN ON THESE DRAWINGS.

**STAMPS/  
SUBMITTALS:**

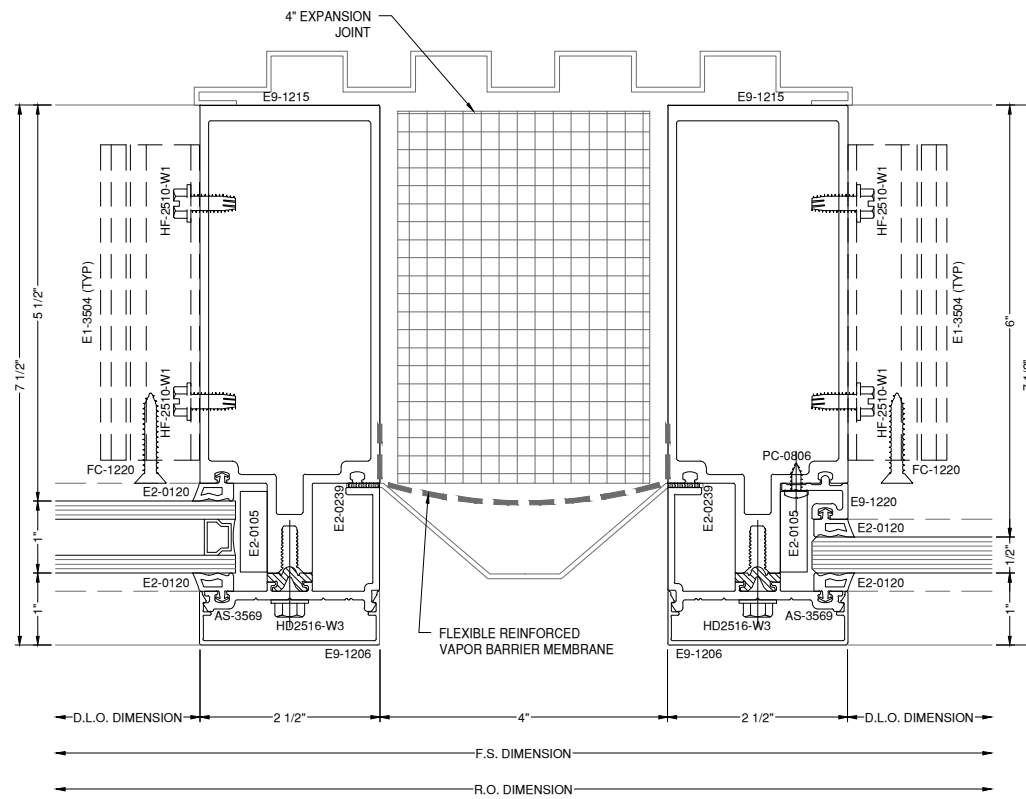
REVISION	DATE
0	11.29.23
1	12.21.23
2	02.01.24
3	02.28.24
4	04.08.24

PROJECT NUMBER:  
**23-275**

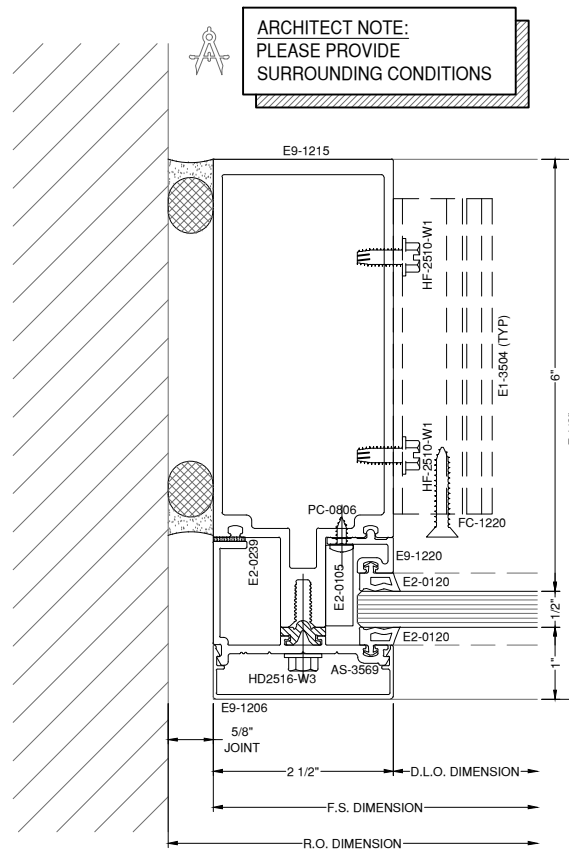
PROJECT NAME:  
**HYUNDAI - HMGMA**

SHEET DESCRIPTION:  
**DETAILS**

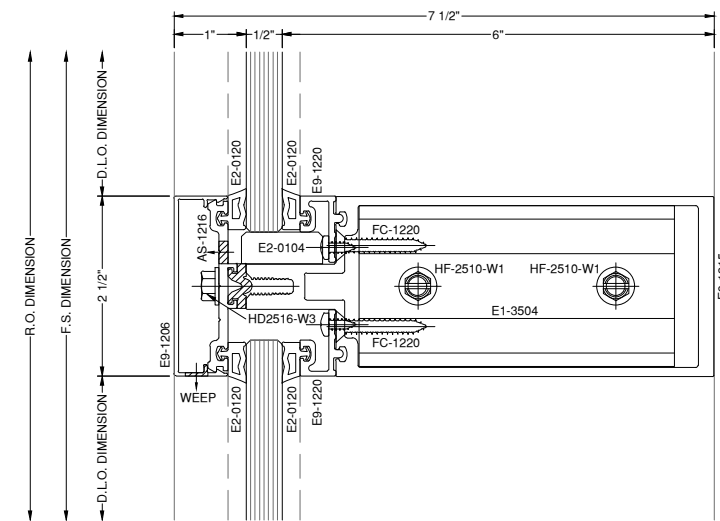
SHEET:  
**D31**



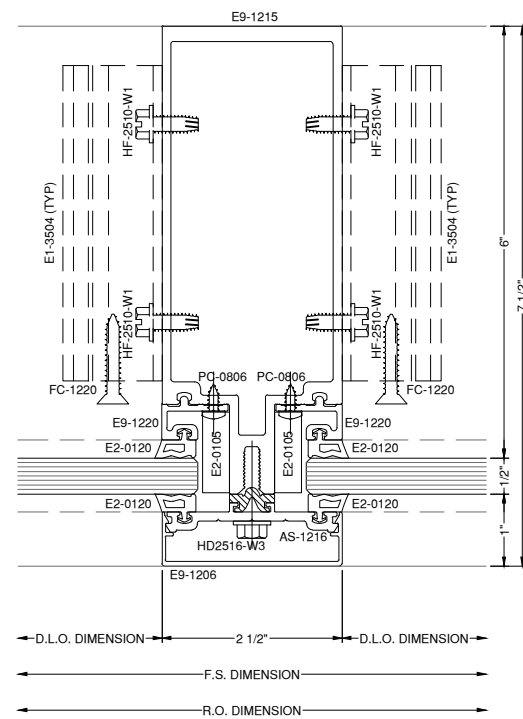
**77 EXP. DETAIL**  
 D32 400-A-589  
 DRAWING SCALE  
 24x36: 3/4:1  
 11x17: 3/8:1  
 750 SSG



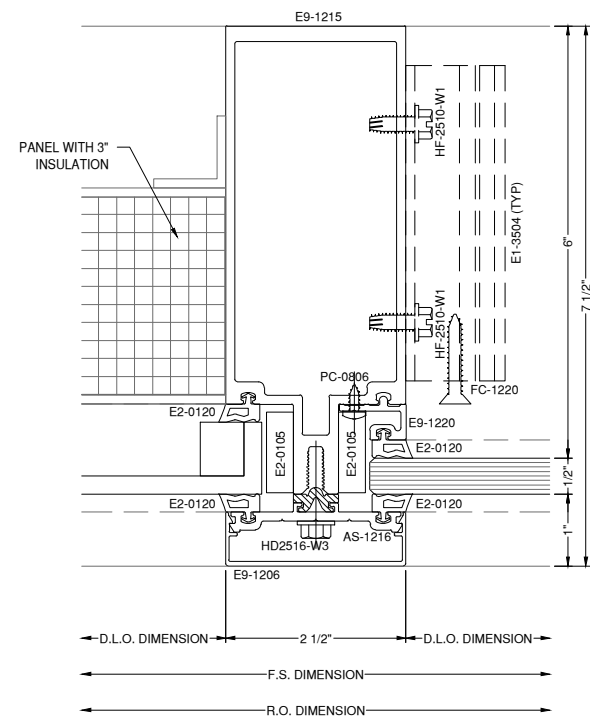
**78 JAMB DETAIL**  
 D32  
 DRAWING SCALE  
 24x36: 3/4:1  
 11x17: 3/8:1  
 750 SSG



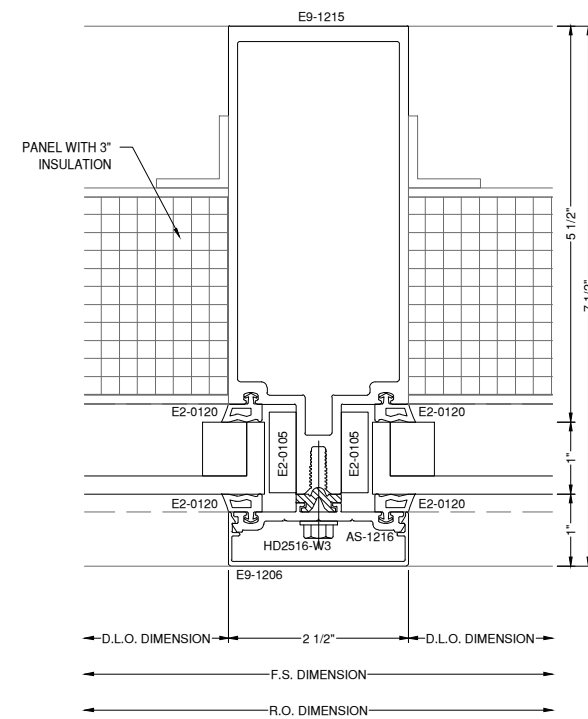
**79 HORIZ DETAIL**  
 D32  
 DRAWING SCALE  
 24x36: 3/4:1  
 11x17: 3/8:1  
 750 OG



**80 VERT DETAIL**  
 D32  
 DRAWING SCALE  
 24x36: 3/4:1  
 11x17: 3/8:1  
 750 OG



**81 VERT DETAIL**  
 D32  
 DRAWING SCALE  
 24x36: 3/4:1  
 11x17: 3/8:1  
 750 OG



**82 VERT DETAIL**  
 D32  
 DRAWING SCALE  
 24x36: 3/4:1  
 11x17: 3/8:1  
 750 OG

ARCHITECT NOTE:  
 PLEASE PROVIDE  
 SURROUNDING CONDITIONS

BUILD EGA

4274 SHACKLEFORD RD, SUITE A  
 NORCROSS, GA 30093  
 PH: 678-355-9010

MP drafting  
 & design

www.MPDRAFTING.com  
 P: 248.522.7096  
 F: 248.522.7030

ARCHITECT:

ATLAS COLLABORATIVE  
 5185 PEACHTREE PARKWAY, BLDG 1200  
 SUITE 280  
 PEACHTREE CORNERS, GEORGIA 30092

ARCHITECT NOTE:  
 ALL NOTES REQUESTING VERIFICATION,  
 CONFIRMATION, OR INFORMATION THAT ARE  
 NOT ANSWERED ARE ASSUMED TO BE  
 CORRECT AS SHOWN ON THESE DRAWINGS.

STAMPS/  
 SUBMITTALS:

REVISION	DATE
0	11.29.23
1	12.21.23
2	02.01.24
3	02.28.24
4	04.08.24

PROJECT NUMBER:  
 23-275

PROJECT NAME:  
 HYUNDAI - HMGMA

SHEET DESCRIPTION:  
 DETAILS

SHEET:  
 D32