

# BSU VILLAGE HOTEL

## 1800 W UNIVERSITY AVE., MUNCIE, IN 47302

# SHOP DRAWING PACKAGE

**GLAZING  
CONTRACTOR**

999 STREET, ST  
CITY, STATE 99999  
PH: 999.999.9999

### GLAZING SCHEDULE

<b>GL-01(T)</b>	1/4" ACUITY SOLARBAN R77 GLASS 1/2" AIRSPACE (MILL SPACER) 1/4" ACUITY GLASS  * TEMPERED WHERE REQUIRED BY CODE
<b>GL-02 (T)</b>	1/4" SNR50 GLASS 1/2" AIRSPACE (MILL SPACER) 1/4" CHARCOAL SPANDREL GLASS  *TEMPERED WHERE REQUIRED BY CODE
<b>LOUVER</b>	MODEL 1302 G LOUVER
<b>GL-03</b>	1/4" CLEAR TEMPERED GLASS 1/2" AIRSPACE (MILL SPACER) 1/4" CLEAR TEMPERED GLASS

### SYSTEM NOTES

**SYSTEMS TYPES**

SYSTEM #1: KAWNEER 1600 CURTAIN WALL SYSTEM 1 (2 1/2" X 7 1/2")  
 SYSTEM #2: KAWNEER 451T STOREFRONT SYSTEM (2" X 4 1/2")  
 ENTRANCES: KAWNEER 500T THERMAL WIDE STILE ENTRANCES

**METAL FINISHES**

CLEAR ANODIZED

**SEALANT TYPES**

DOW 795 ANOD ALUMINUM

**STRUCTURE BY OTHERS**

THE BUILDING STRUCTURE AND COMPONENTS THEREOF MUST BE CAPABLE OF SAFELY CARRYING THE LOADS IMPOSED UPON IT BY THE SYSTEMS DETAILED, INCLUDING BUT NOT LIMITED TO DEAD LOADS OF THE SYSTEMS, WIND LOADINGS, THERMAL LOADINGS, SEISMIC LOADINGS, SNOW LOADINGS AND LIVE LOADINGS.

**NOTES:**

THESE SHOP DRAWINGS HAVE BEEN PREPARED BASED ON ARCHITECTURAL DRAWINGS: ASI-007 - 01.09.2025

### SYMBOLS

<p><b>GL-1</b> - GLAZING IDENTIFICATION</p> <p><b>X / D2</b> - DETAIL IDENTIFICATION /PAGE NUMBER</p> <p><b>4</b> - COLUMN LINE</p> <p><b>1 / E1</b> - VIEW</p> <p><b>HW SET: #1</b> - SCHEDULED HARDWARE</p> <p>R.O. - ROUGH OPENING                  D.O. - DOOR OPENING                  D.L.O. - DAY LIGHT OPENING                  S.F.O. - STOREFRONT OPENING                  C.W.O. - CURTAINWALL OPENING                  G.S. - GLASS SIZE                  F.S. - FRAME SIZE                  W.P. - WORK POINT                  CL - CENTER LINE</p>	<p><b>WORK POINT</b></p> <p><b>1ST FLOOR 100'-0"</b> - ELEVATION BENCHMARK</p> <p><b>DL</b> - DEAD LOAD ANCHOR</p> <p><b>WL</b> - WIND LOAD ANCHOR</p> <p><b>1</b> - REVISION NUMBER CALL-OUT</p> <p><b>R1</b> - STEEL CALL-OUT</p> <p>N.T.S. - NOT TO SCALE                  F.F. - FINISH FLOOR                  V.I.F. - VERIFY IN FIELD                  DL - DEADLOAD                  WL - WINDLOAD                  E.O.G - EDGE OF GLASS                  T/O - TOP OF                  B/O - BOTTOM OF                  REF. - REFERENCE</p>
--	---

### DRAWING NOTES

1. MP DRAFTING & DESIGN AND THE CUSTOMER WILL ASSUME NO RESPONSIBILITY FOR ERRORS RESULTING FROM THE USE OF THESE DRAWINGS BY OTHER TRADES.
  2. FINAL APPROVAL BY THE GENERAL CONTRACTOR CONSTITUTES ACCEPTANCE OF ALL DEVIATIONS TO THE CONTRACT DOCUMENTS MADE BY MP DRAFTING & DESIGN AND THE CUSTOMER IN THESE DRAWINGS.
  3. THESE DRAWINGS REPRESENT MP DRAFTING'S AND THE CUSTOMER'S INTERPRETATION OF THE APPLICATION OF PRODUCTS TO THIS PROJECT IN FUNCTIONAL COMPLIANCE WITH THE ARCHITECT'S DRAWINGS AND SPECIFICATION. IT IS IMPORTANT THAT THIS INTERPRETATION BE REVIEWED DIMENSIONALLY AND FUNCTIONALLY WITH RESPECT TO ACTUAL ARCHITECT'S INTENT, INTERFACING CONDITIONS, MATERIAL AND JOB SITE CONDITIONS.
  4. ALL DIMENSIONS SHALL BE FIELD VERIFIED AND/OR APPROVED BY THE GENERAL CONTRACTOR PRIOR TO GLASS ORDERING AND FABRICATION. MP DRAFTING & DESIGN AND THE CUSTOMER WILL ASSUME NO RESPONSIBILITY FOR DIMENSIONAL ERRORS OR CHANGES RESULTING FROM FIELD CORRECTIONS.
  5. PROJECT MATERIALS MUST BE PROTECTED IMMEDIATELY FROM STAINING BY WET CARDBOARD PAPER AND FROM THE ACTION OF HARSH ALKALIS AND SAND IN CONCRETE, STUCCO, MORTAR OR PLASTER. THE SETTING OF THE PROJECT MATERIALS REQUIRES THE GENERAL CONTRACTOR TO CLOSELY SUPERVISE OTHER TRADES SO AS TO PREVENT MARRING OR DISCOLORATION FROM ANY CAUSE.
  6. ALL SEALANT JOINTS SHOULD BE SEALED WATERTIGHT FOLLOWING THE SEALANT MANUFACTURER'S RECOMMENDATIONS AS TO SIZE, METHOD OF APPLICATION AND COMPATIBILITY WITH ADJOINING MATERIALS.
  7. ALL FRAMING SYSTEMS SHALL BE FABRICATED & INSTALLED PER THE MANUFACTURERS INSTRUCTIONS.
  8. THE ROUGH OPENINGS PROVIDED MUST BE SQUARE AND WITHIN SPECIFIED BUILDING TOLERANCES.
  9. PERIMETER SUBSTRATE MUST BE CAPABLE OF WITHSTANDING REACTION FORCES IMPOSED BY DESIGN LOADS.
  10. ALL FASTENING INFORMATION TO BE VERIFIED ON SITE BY CUSTOMER FOR VARIATION FROM SHOP DRAWINGS. ALL FASTENERS SHOWN FOR REFERENCE ONLY UNLESS SPECIFICALLY CALLED OUT BY PROFESSIONAL ENGINEER.
  11. LAWS AND BUILDING AND SAFETY CODES GOVERNING THE DESIGN AND USE OF GLAZING ENTRANCE, WINDOW AND CURTAIN WALL PRODUCTS VARY WIDELY. MP DRAFTING & DESIGN AND THE CUSTOMER DOES NOT CONTROL THESE SELECTION OF PRODUCT CONFIGURATIONS, OPERATING HARDWARE OR GLAZING MATERIALS AND ASSUMES NO RESPONSIBILITY.
  12. SEE CUSTOMER'S QUOTATION FOR ANY EXCLUDED ITEMS NOT NOTED WITHIN.
- PROPRIETARY NOTICE:**  
 THIS DRAWING SHEET AND CONTENTS HEREIN ARE PROPERTY OF MP DRAFTING & DESIGN AND ITS CUSTOMERS. USE OF THESE DRAWINGS, ITS CONTENT AND DESIGN CONCEPTS ARE INTENDED FOR THE USE OF THE INTENDED RECIPIENT. MP DRAFTING & DESIGN AND ITS CUSTOMERS ARE NOT RESPONSIBLE FOR USE BY OTHER PARTIES.

### ENGINEERING

P.E. STRUCTURAL REVIEW INCLUDED: YES  NO

TYPICAL ENGINEERING NOTE:

ENGINEERING REVIEW (IF REQUIRED) WILL BE PROVIDED AFTER 1ST SUBMITTAL APPROVAL OF THESE SHOP DRAWINGS. ALL APPLICABLE INFORMATION BELOW, SYSTEM REVIEW, REINFORCEMENT, FASTENERS, LOADS, ETC. WILL BE PROVIDED AT THAT TIME.

ARCHITECT NOTE: PLEASE VERIFY ALL INFORMATION BELOW

DESIGN LOADS:	(PER ASCE 7-10)
BASIC WINDSPEED:	115MPH
IMPORTANCE FACTOR:	1.0
EXPOSURE CATEGORY:	C
BUILDING HEIGHT:	85'-11"
TYPICAL WINDLOAD:	+22.9/-22.9 PSF
CORNER WINDLOAD:	+22.9/-41.9 PSF
SNOW LOADS:	N/A
ALLOWABLE DEFLECTION:	N/A

### SHEET INDEX

C1	COVER SHEET
P1 THRU P6	FLOOR PLANS
E1 THRU E19	ELEVATIONS
D1 THRU D28	DETAILS

### DIMENSION VERIFICATION

FIELD VERIFIED:   
 GUARANTEED DIMENSIONS:

### NOTE SYMBOL KEY

 ARCHITECT NOTE	 ENGINEERING NOTE ENGINEER OF RECORD OR DELEGATED DESIGN
 GLAZING CONTRACTOR OR PROJECT MANAGER NOTE	 FABRICATOR OR INSTALLER NOTE

### ARCHITECT:

RATIO  
  
101 SOUTH PENNSYLVANIA STREET  
INDIANAPOLIS, IN 46204  
P: 317.633.4040

ARCHITECT NOTE:  
ALL NOTES REQUESTING VERIFICATION,  
CONFIRMATION, OR INFORMATION THAT ARE  
NOT ANSWERED ARE ASSUMED TO BE  
CORRECT AS SHOWN ON THESE DRAWINGS.

### STAMPS/ SUBMITTALS:

REVISION	DATE
0	01.22.2025
1	02.11.2025
2	03.12.2025
3	04.16.2025
4	06.11.2025
5	09.18.2025
6	10.13.2025

PROJECT NUMBER:  
**24-425E**

PROJECT NAME:  
**BSU VILLAGE HOTEL**

SHEET DESCRIPTION:  
**COVER SHEET**

SHEET:  
**C1**

### REVISIONS

REV	DESCRIPTION	DATE	BY
0	1ST SUBMITTAL	01.22.2025	SIS
1	2ND SUBMITTAL-SURROUNDING CONDITION CHANGE	02.11.2025	JDN
2	3RD SUBMITTAL	03.12.2025	SIS
3	4TH SUBMITTAL	04.16.2025	SIS
4	5TH SUBMITTAL / ENGINEERING	06.11.2025	SIS
5	6TH SUBMITTAL / ENGINEERING	09.18.2025	SIS
6	7TH SUBMITTAL / ENGINEERING	10.13.2025	JDN

# GLAZING CONTRACTOR

999 STREET, ST  
CITY, STATE 99999  
PH: 999.999.9999



www.MPDRAFTING.com

P: 248.522.7096  
F: 248.522.7030

## ARCHITECT:

RATIO

101 SOUTH PENNSYLVANIA STREET  
INDIANAPOLIS, IN 46204  
P: 317.633.4040

ARCHITECT NOTE:  
ALL NOTES REQUESTING VERIFICATION,  
CONFIRMATION, OR INFORMATION THAT ARE  
NOT ANSWERED ARE ASSUMED TO BE  
CORRECT AS SHOWN ON THESE DRAWINGS.

## STAMPS/ SUBMITTALS:

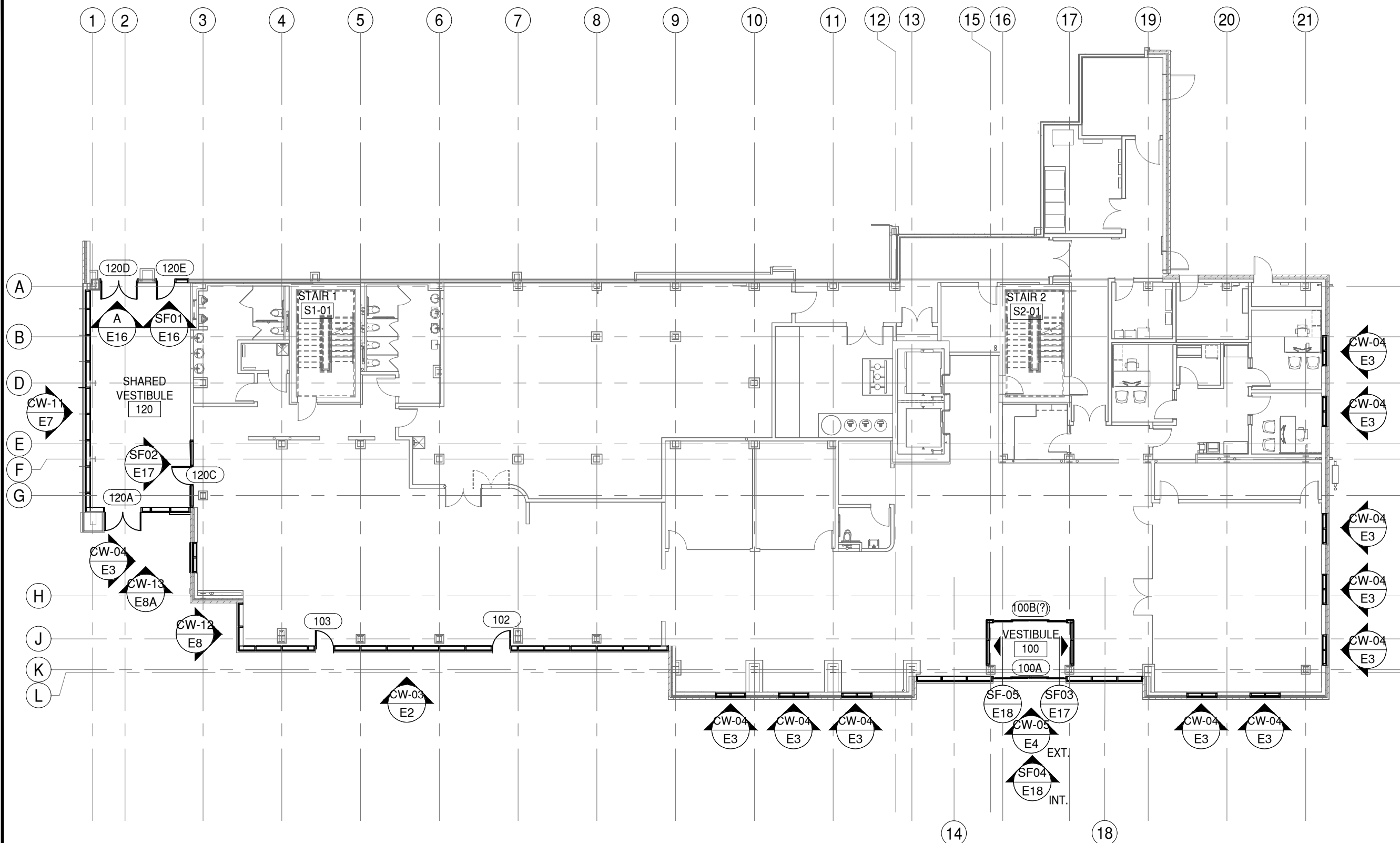
REVISION	DATE
0	01.22.2025
1	02.11.2025
2	03.12.2025
3	04.16.2025
4	06.11.2025
5	09.18.2025
6	10.13.2025

PROJECT NUMBER:  
**24-425E**

PROJECT NAME:  
**BSU VILLAGE HOTEL**

SHEET DESCRIPTION:  
**PLAN VIEW**

SHEET:  
**P1**



NOTE:  
THESE PLANS VIEWS ARE FOR LOCATION  
REFERENCE ONLY. WALLS AND STRUCTURES  
WITHIN THE IMMEDIATE SURROUNDINGS OF THE  
SCOPE OF WORK HAVE BEEN INCLUDED. OTHER  
WALLS AND STRUCTURES MAY NOT BE INCLUDED.  
PLEASE REFER TO THE MOST CURRENT SET OF  
ARCHITECTURAL PLANS FOR FULL PLAN VIEWS.

**1** FIRST LEVEL FLOOR PLAN  
P1

DRAWING SCALE  
24x36: 1:100  
11x17: 1:200

ARCH. REF.  
A-101

# GLAZING CONTRACTOR

999 STREET, ST  
CITY, STATE 99999  
PH: 999.999.9999



www.MPDRAFTING.com  
P: 248.522.7096  
F: 248.522.7030

## ARCHITECT:

RATIO  
101 SOUTH PENNSYLVANIA STREET  
INDIANAPOLIS, IN 46204  
P: 317.633.4040

ARCHITECT NOTE:  
ALL NOTES REQUESTING VERIFICATION,  
CONFIRMATION, OR INFORMATION THAT ARE  
NOT ANSWERED ARE ASSUMED TO BE  
CORRECT AS SHOWN ON THESE DRAWINGS.

## STAMPS/ SUBMITTALS:

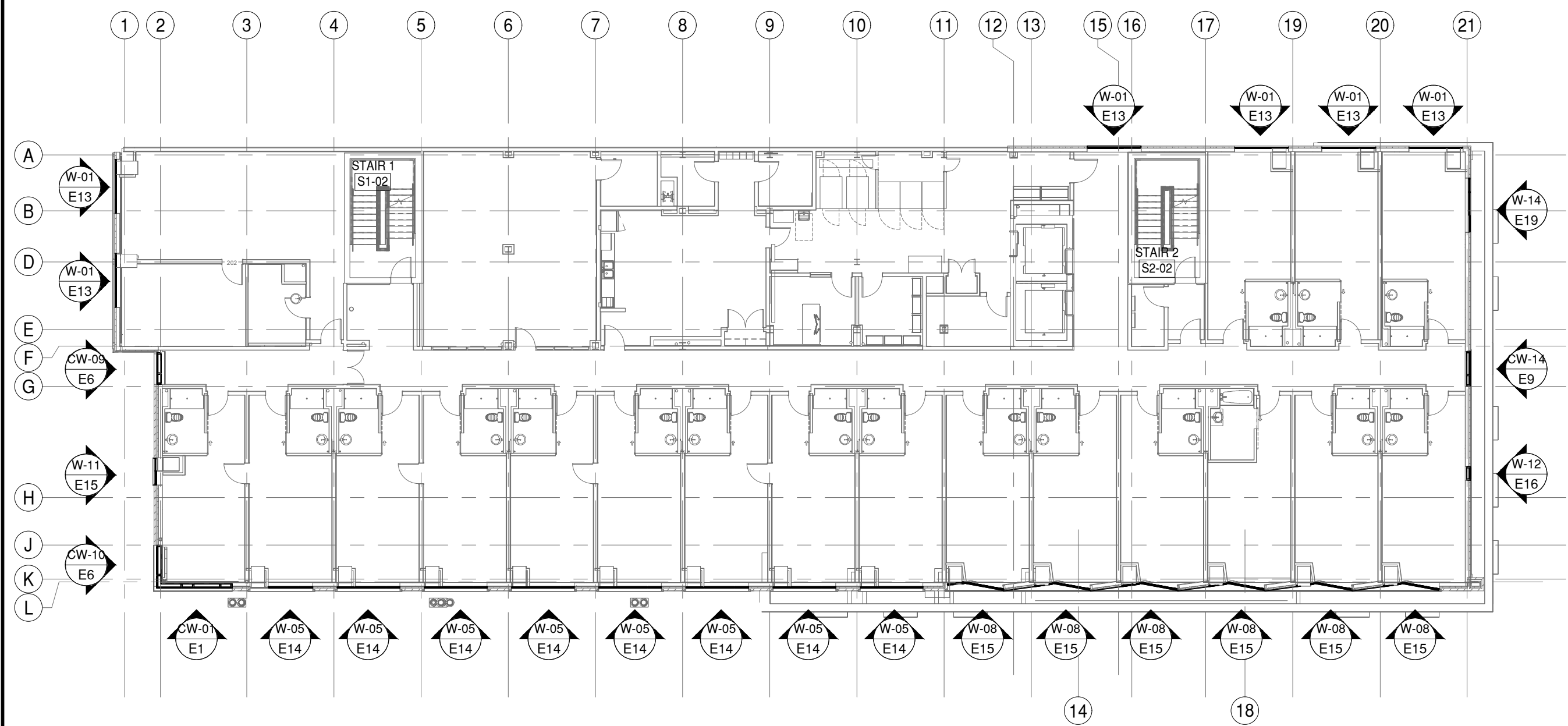
REVISION	DATE
0	01.22.2025
1	02.11.2025
2	03.12.2025
3	04.16.2025
4	06.11.2025
5	09.18.2025
6	10.13.2025

PROJECT NUMBER:  
**24-425E**

PROJECT NAME:  
**BSU VILLAGE HOTEL**

SHEET DESCRIPTION:  
**PLAN VIEW**

SHEET:  
**P2**



**2 SECOND LEVEL FLOOR PLAN**

P2 DRAWING SCALE  
24x36: 1:100  
11x17: 1:200

ARCH. REF.  
A-102

NOTE:  
THESE PLANS VIEWS ARE FOR LOCATION  
REFERENCE ONLY. WALLS AND STRUCTURES  
WITHIN THE IMMEDIATE SURROUNDINGS OF THE  
SCOPE OF WORK HAVE BEEN INCLUDED. OTHER  
WALLS AND STRUCTURES MAY NOT BE INCLUDED.  
PLEASE REFER TO THE MOST CURRENT SET OF  
ARCHITECTURAL PLANS FOR FULL PLAN VIEWS.

# GLAZING CONTRACTOR

999 STREET, ST  
CITY, STATE 99999  
PH: 999.999.9999



www.MPDRAFTING.com  
P: 248.522.7096  
F: 248.522.7030

## ARCHITECT:

RATIO  
101 SOUTH PENNSYLVANIA STREET  
INDIANAPOLIS, IN 46204  
P: 317.633.4040

ARCHITECT NOTE:  
ALL NOTES REQUESTING VERIFICATION,  
CONFIRMATION, OR INFORMATION THAT ARE  
NOT ANSWERED ARE ASSUMED TO BE  
CORRECT AS SHOWN ON THESE DRAWINGS.

## STAMPS/ SUBMITTALS:

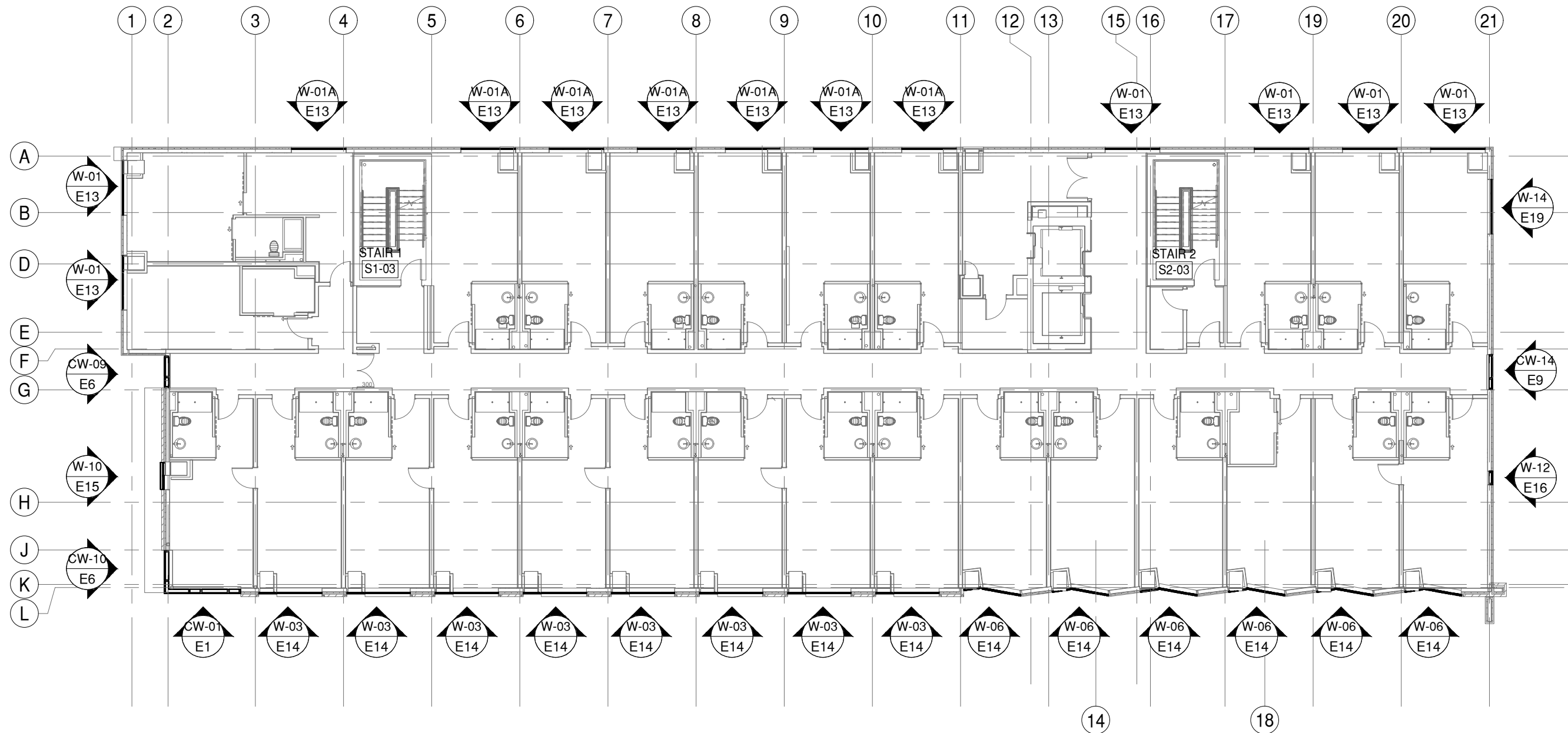
REVISION	DATE
0	01.22.2025
1	02.11.2025
2	03.12.2025
3	04.16.2025
4	06.11.2025
5	09.18.2025
6	10.13.2025

PROJECT NUMBER:  
**24-425E**

PROJECT NAME:  
**BSU VILLAGE HOTEL**

SHEET DESCRIPTION:  
**PLAN VIEW**

SHEET:  
**P3**



**3** THIRD LEVEL FLOOR PLAN  
**P3** DRAWING SCALE  
24x36: 1:100  
11x17: 1:200  
ARCH. REF.  
A-103

NOTE:  
THESE PLANS VIEWS ARE FOR LOCATION  
REFERENCE ONLY. WALLS AND STRUCTURES  
WITHIN THE IMMEDIATE SURROUNDINGS OF THE  
SCOPE OF WORK HAVE BEEN INCLUDED. OTHER  
WALLS AND STRUCTURES MAY NOT BE INCLUDED.  
PLEASE REFER TO THE MOST CURRENT SET OF  
ARCHITECTURAL PLANS FOR FULL PLAN VIEWS.

# GLAZING CONTRACTOR

999 STREET, ST  
CITY, STATE 99999  
PH: 999.999.9999



www.MPDRAFTING.com  
P: 248.522.7096  
F: 248.522.7030

## ARCHITECT:

RATIO  
101 SOUTH PENNSYLVANIA STREET  
INDIANAPOLIS, IN 46204  
P: 317.633.4040

ARCHITECT NOTE:  
ALL NOTES REQUESTING VERIFICATION,  
CONFIRMATION, OR INFORMATION THAT ARE  
NOT ANSWERED ARE ASSUMED TO BE  
CORRECT AS SHOWN ON THESE DRAWINGS.

## STAMPS/ SUBMITTALS:

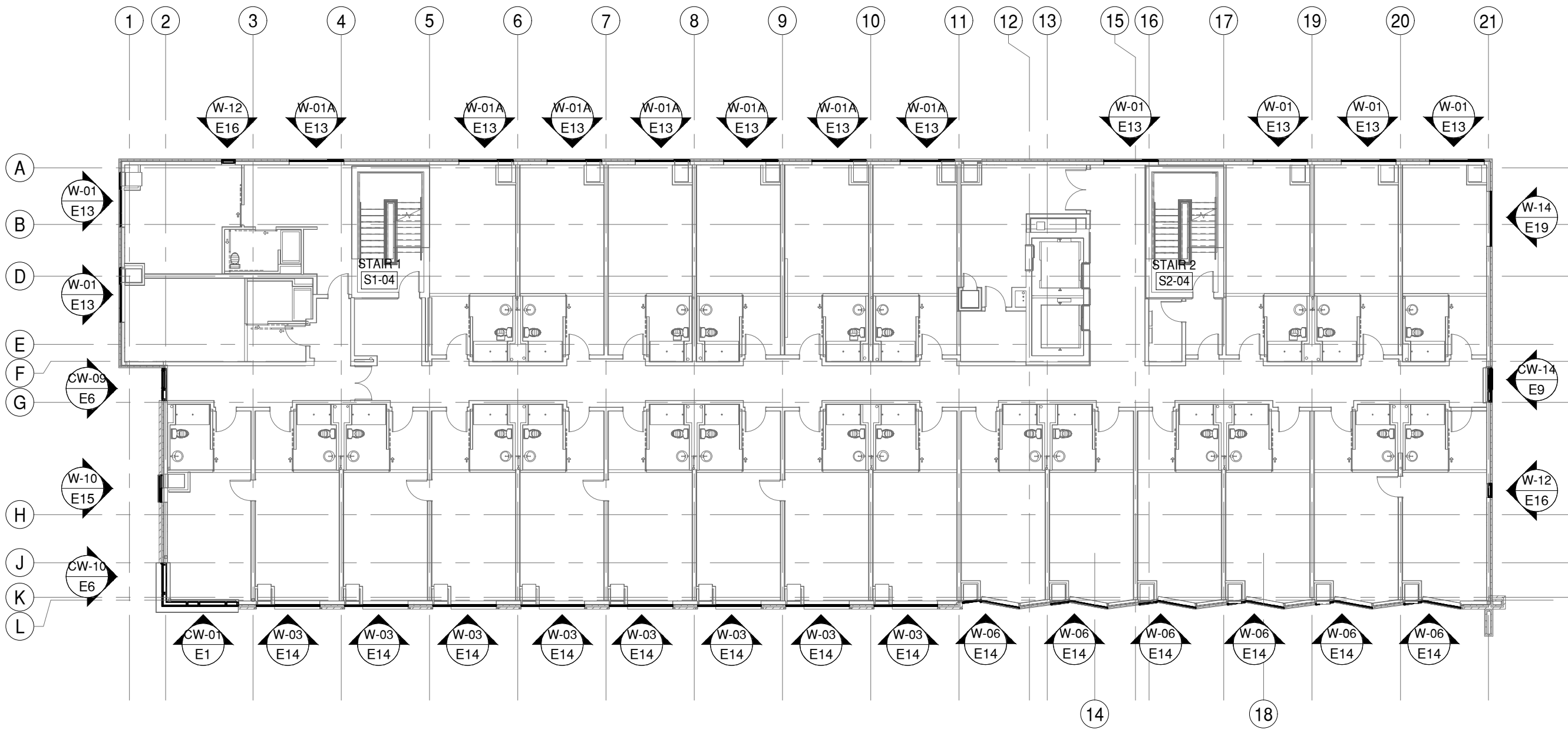
REVISION	DATE
0	01.22.2025
1	02.11.2025
2	03.12.2025
3	04.16.2025
4	06.11.2025
5	09.18.2025
6	10.13.2025

PROJECT NUMBER:  
**24-425E**


PROJECT NAME:  
**BSU VILLAGE HOTEL**

SHEET DESCRIPTION:  
**PLAN VIEW**

SHEET:  
**P4**



NOTE:  
THESE PLANS VIEWS ARE FOR LOCATION  
REFERENCE ONLY. WALLS AND STRUCTURES  
WITHIN THE IMMEDIATE SURROUNDINGS OF THE  
SCOPE OF WORK HAVE BEEN INCLUDED. OTHER  
WALLS AND STRUCTURES MAY NOT BE INCLUDED.  
PLEASE REFER TO THE MOST CURRENT SET OF  
ARCHITECTURAL PLANS FOR FULL PLAN VIEWS.

**4** FOURTH LEVEL FLOOR PLAN 

**P4** DRAWING SCALE  
24x36: 1:100  
11x17: 1:200

ARCH. REF.  
A-104

# GLAZING CONTRACTOR

999 STREET, ST  
CITY, STATE 99999  
PH: 999.999.9999



www.MPDRAFTING.com

P: 248.522.7096  
F: 248.522.7030

## ARCHITECT:

RATIO

101 SOUTH PENNSYLVANIA STREET  
INDIANAPOLIS, IN 46204  
P: 317.633.4040

ARCHITECT NOTE:  
ALL NOTES REQUESTING VERIFICATION,  
CONFIRMATION, OR INFORMATION THAT ARE  
NOT ANSWERED ARE ASSUMED TO BE  
CORRECT AS SHOWN ON THESE DRAWINGS.

## STAMPS/ SUBMITTALS:

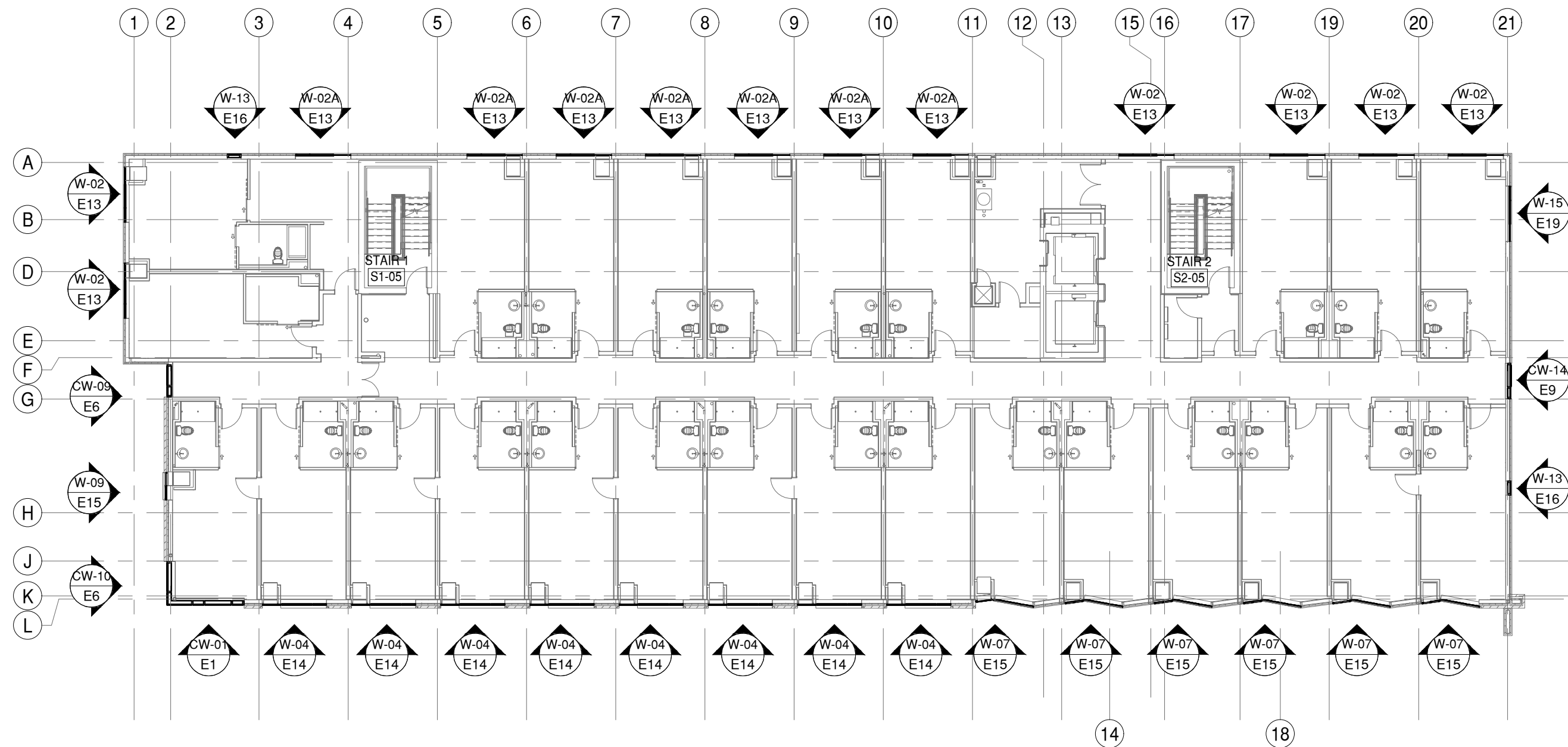
REVISION	DATE
0	01.22.2025
1	02.11.2025
2	03.12.2025
3	04.16.2025
4	06.11.2025
5	09.18.2025
6	10.13.2025

PROJECT NUMBER:  
**24-425E**

PROJECT NAME:  
**BSU VILLAGE HOTEL**

SHEET DESCRIPTION:  
**PLAN VIEW**

SHEET:  
**P5**



NOTE:  
THESE PLANS VIEWS ARE FOR LOCATION  
REFERENCE ONLY. WALLS AND STRUCTURES  
WITHIN THE IMMEDIATE SURROUNDINGS OF THE  
SCOPE OF WORK HAVE BEEN INCLUDED. OTHER  
WALLS AND STRUCTURES MAY NOT BE INCLUDED.  
PLEASE REFER TO THE MOST CURRENT SET OF  
ARCHITECTURAL PLANS FOR FULL PLAN VIEWS.

**5** FIFTH LEVEL FLOOR PLAN  
**P5** DRAWING SCALE 24x36: 1:100 ARCH. REF. A-105  
11x17: 1:200

# GLAZING CONTRACTOR

999 STREET, ST  
CITY, STATE 99999  
PH: 999.999.9999

**MP** drafting  
& design

www.MPDRAFTING.com

P: 248.522.7096  
F: 248.522.7030

## ARCHITECT:

RATIO

101 SOUTH PENNSYLVANIA STREET  
INDIANAPOLIS, IN 46204  
P: 317.633.4040

ARCHITECT NOTE:  
ALL NOTES REQUESTING VERIFICATION,  
CONFIRMATION, OR INFORMATION THAT ARE  
NOT ANSWERED ARE ASSUMED TO BE  
CORRECT AS SHOWN ON THESE DRAWINGS.

## STAMPS/ SUBMITTALS:

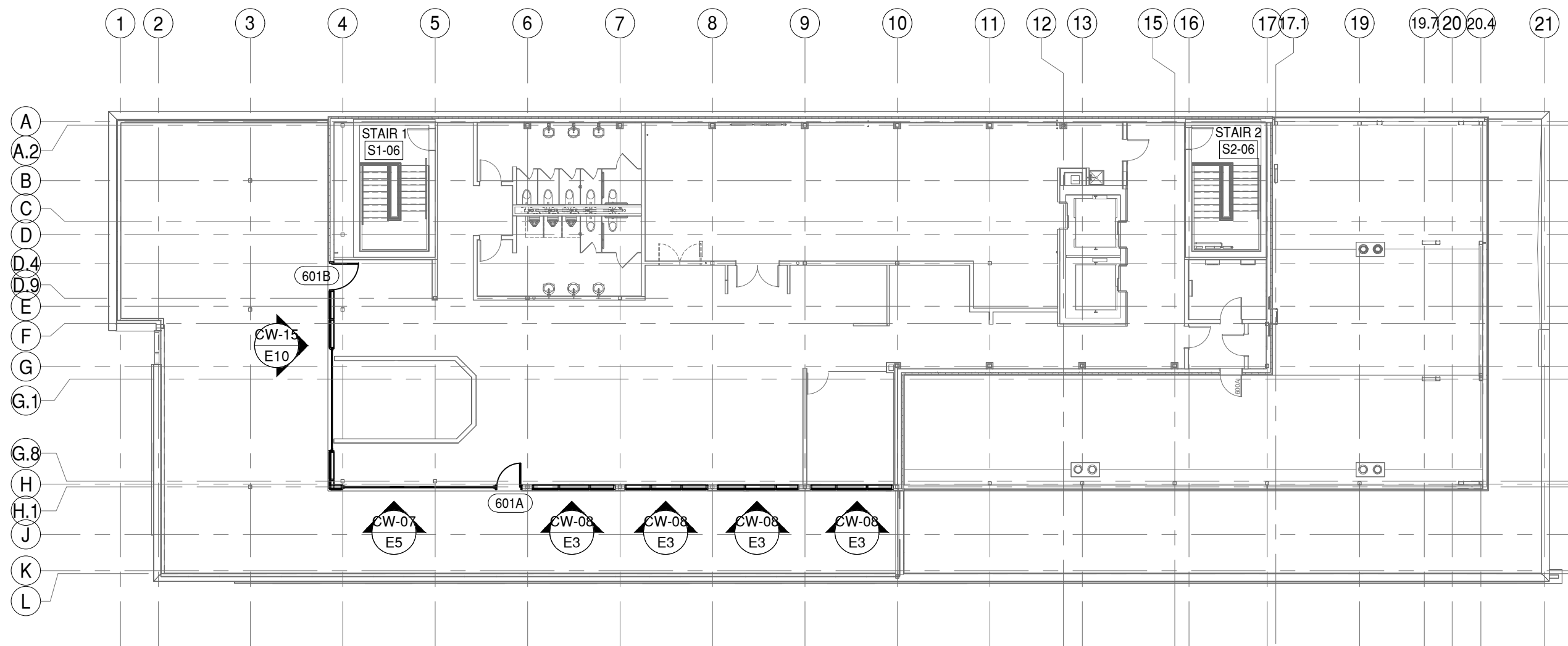
REVISION	DATE
0	01.22.2025
1	02.11.2025
2	03.12.2025
3	04.16.2025
4	06.11.2025
5	09.18.2025
6	10.13.2025

PROJECT NUMBER:  
**24-425E**

PROJECT NAME:  
**BSU VILLAGE HOTEL**

SHEET DESCRIPTION:  
**PLAN VIEW**

SHEET:  
**P6**



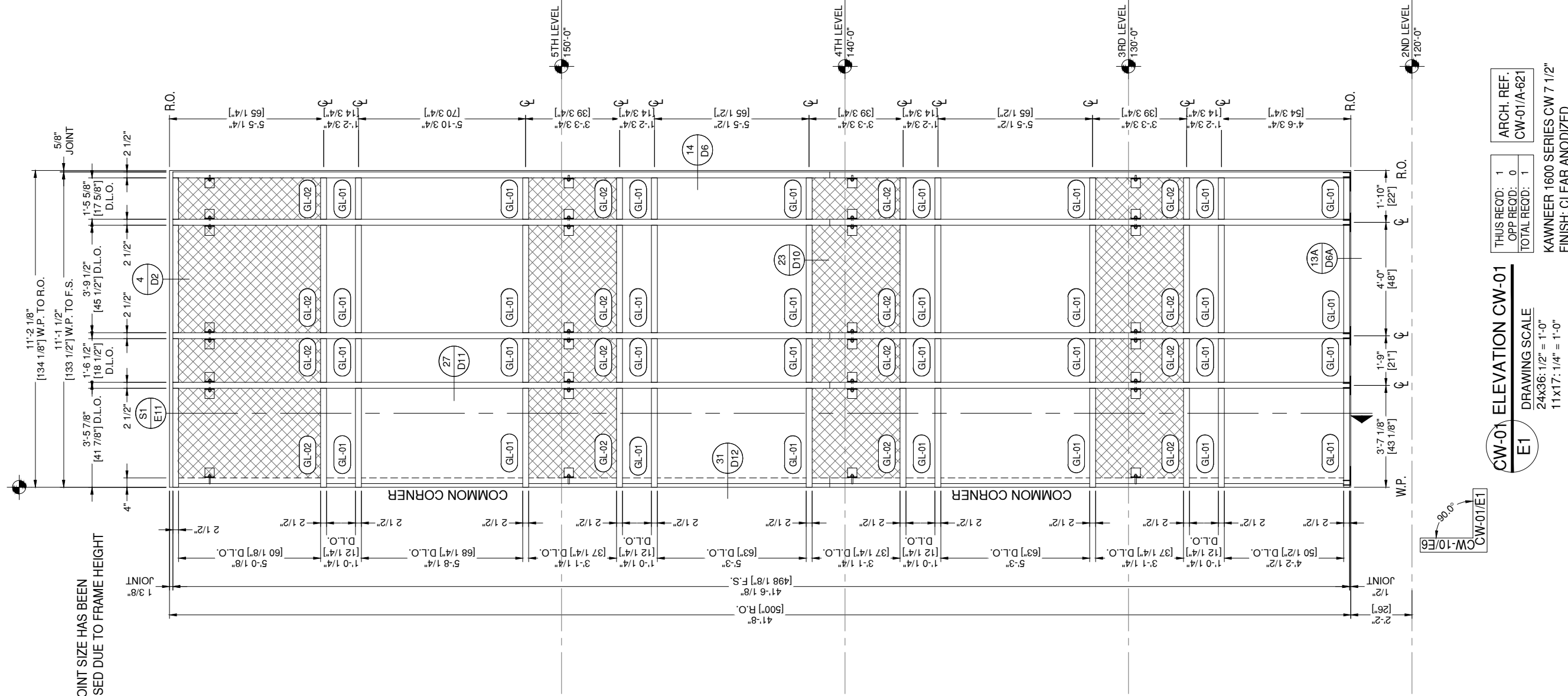
NOTE:  
THESE PLANS VIEWS ARE FOR LOCATION  
REFERENCE ONLY. WALLS AND STRUCTURES  
WITHIN THE IMMEDIATE SURROUNDINGS OF THE  
SCOPE OF WORK HAVE BEEN INCLUDED. OTHER  
WALLS AND STRUCTURES MAY NOT BE INCLUDED.  
PLEASE REFER TO THE MOST CURRENT SET OF  
ARCHITECTURAL PLANS FOR FULL PLAN VIEWS.

**6** ROOF TERRACE LEVEL FLOOR PLAN  
**P6** DRAWING SCALE  
24x36: 1:100  
11x17: 1:200

ARCH. REF.  
A-106

**N**

NOTE:  
ALL DIMENSIONS TO BE FIELD  
VERIFIED PRIOR TO FABRICATION



NOTE:  
HEAD JOINT SIZE HAS BEEN  
INCREASED DUE TO FRAME HEIGHT

ARCH. REF.  
CW-01/A-621

THIS RECD: 1  
OPP RECD: 0  
TOTAL RECD: 1

KAWNEER 1600 SERIES CW 7 1/2"  
FINISH: CLEAR ANODIZED

**CW-01 ELEVATION CW-01**  
E1

DRAWING SCALE  
24x36: 1/2" = 1'-0"  
11x17: 1/4" = 1'-0"

# GLAZING CONTRACTOR

999 STREET, ST  
CITY, STATE 99999  
PH: 999.999.9999



www.MPDRAFTING.com  
P: 248.522.7096  
F: 248.522.7030

## ARCHITECT:

RATIO  
101 SOUTH PENNSYLVANIA STREET  
INDIANAPOLIS, IN 46204  
P: 317.633.4040

ARCHITECT NOTE:  
ALL NOTES REQUESTING VERIFICATION,  
CONFIRMATION, OR INFORMATION THAT ARE  
NOT ANSWERED ARE ASSUMED TO BE  
CORRECT AS SHOWN ON THESE DRAWINGS.

## STAMPS/ SUBMITTALS:

REVISION	DATE
0	01.22.2025
1	02.11.2025
2	03.12.2025
3	04.16.2025
4	06.11.2025
5	09.18.2025
6	10.13.2025

PROJECT NUMBER:  
**24-425E**

PROJECT NAME:  
**BSU VILLAGE HOTEL**

SHEET DESCRIPTION:  
**ELEVATIONS**

SHEET:  
**E1**

NOTE:  
ALL DIMENSIONS TO BE FIELD  
VERIFIED PRIOR TO FABRICATION

# GLAZING CONTRACTOR

999 STREET, ST  
CITY, STATE 99999  
PH: 999.999.9999



www.MPDRAFTING.com  
P: 248.522.7096  
F: 248.522.7030

## ARCHITECT:

RATIO  
101 SOUTH PENNSYLVANIA STREET  
INDIANAPOLIS, IN 46204  
P: 317.633.4040

ARCHITECT NOTE:  
ALL NOTES REQUESTING VERIFICATION,  
CONFIRMATION, OR INFORMATION THAT ARE  
NOT ANSWERED ARE ASSUMED TO BE  
CORRECT AS SHOWN ON THESE DRAWINGS.

## STAMPS/ SUBMITTALS:


REVISION	DATE
0	01.22.2025
1	02.11.2025
2	03.12.2025
3	04.16.2025
4	06.11.2025
5	09.18.2025
6	10.13.2025

PROJECT NUMBER:  
**24-425E**

PROJECT NAME:  
**BSU VILLAGE HOTEL**

SHEET DESCRIPTION:  
**ELEVATIONS**

SHEET:  
**E2**



### REINFORCEMENT KEY

**R6** HSS 4 X 2 X 1/4" STEEL REINFORCEMENT  
REQUIRED FOR DOUBLE MULLION HEADER,  
FULL LENGTH

**CW-03 ELEVATION CW-03**  
**E2**

**DRAWING SCALE**  
24x36: 1/2" = 1'-0"  
11x17: 1/4" = 1'-0"

THUS REQ'D: 1  
OPP REQ'D: 0  
TOTAL REQ'D: 1

ARCH. REF.  
CW-03/A-621

HW SET:  
01

KAWNEER 1600 SERIES CW 7 1/2"  
FINISH: CLEAR ANODIZED  
THERMAL WIDE STILE ENTRANCE

NOTE:  
ALL DIMENSIONS TO BE FIELD  
VERIFIED PRIOR TO FABRICATION

# GLAZING CONTRACTOR

999 STREET, ST  
CITY, STATE 99999  
PH: 999.999.9999



www.MPDRAFTING.com  
P: 248.522.7096  
F: 248.522.7030

## ARCHITECT:

RATIO  
101 SOUTH PENNSYLVANIA STREET  
INDIANAPOLIS, IN 46204  
P: 317.633.4040

ARCHITECT NOTE:  
ALL NOTES REQUESTING VERIFICATION,  
CONFIRMATION, OR INFORMATION THAT ARE  
NOT ANSWERED ARE ASSUMED TO BE  
CORRECT AS SHOWN ON THESE DRAWINGS.

## STAMPS/ SUBMITTALS:


REVISION	DATE
0	01.22.2025
1	02.11.2025
2	03.12.2025
3	04.16.2025
4	06.11.2025
5	09.18.2025
6	10.13.2025

PROJECT NUMBER:  
**24-425E**

PROJECT NAME:  
**BSU VILLAGE HOTEL**

SHEET DESCRIPTION:  
**ELEVATIONS**

SHEET:  
**E2A**



### CW-03 ELEVATION CW-03 CONTINUED

**E2A**  
DRAWING SCALE  
24x36: 1/2" = 1'-0"  
11x17: 1/4" = 1'-0"

#### REINFORCEMENT KEY

**R6** HSS 4 X 2 X 1/4" STEEL REINFORCEMENT  
REQUIRED FOR DOUBLE MULLION HEADER,  
FULL LENGTH



NOTE:  
ALL DIMENSIONS TO BE FIELD  
VERIFIED PRIOR TO FABRICATION

# GLAZING CONTRACTOR

999 STREET, ST  
CITY, STATE 99999  
PH: 999.999.9999



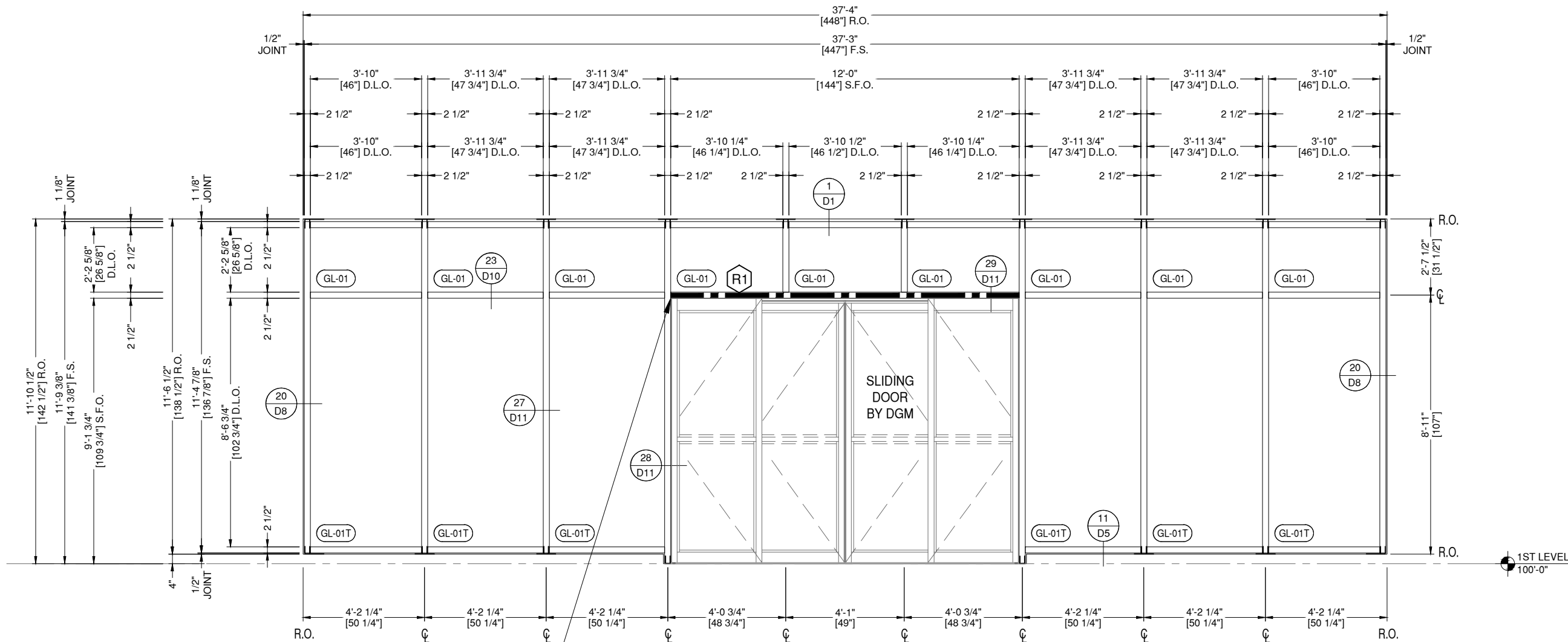
www.MPDRAFTING.com  
P: 248.522.7096  
F: 248.522.7030

## ARCHITECT:

RATIO  
101 SOUTH PENNSYLVANIA STREET  
INDIANAPOLIS, IN 46204  
P: 317.633.4040

ARCHITECT NOTE:  
ALL NOTES REQUESTING VERIFICATION,  
CONFIRMATION, OR INFORMATION THAT ARE  
NOT ANSWERED ARE ASSUMED TO BE  
CORRECT AS SHOWN ON THESE DRAWINGS.

## STAMPS/ SUBMITTALS:



DL DEFLECTION = 0.239 IN. WL  
SERVICE LOAD DEFLECTION = 0.119  
IN INSTALL SLIDING DOOR AFTER CW  
FRAMING. USE 1/4\" JOINT BETWEEN  
SYSTEMS TO HIDE 0.239 IN. SAG OF  
HEADER.

**CW-05 ELEVATION CW-05**  
**E4**

**DRAWING SCALE**  
24x36: 1/2" = 1'-0"  
11x17: 1/4" = 1'-0"

THUS REQ'D: 1  
OPP REQ'D: 0  
TOTAL REQ'D: 1

ARCH. REF.  
CW-05/A-621

KAWNEER 1600 SERIES CW 7 1/2"  
FINISH: CLEAR ANODIZED

### REINFORCEMENT KEY

**R1** HSS 4 X 2 X 3/8" STEEL REINFORCEMENT  
REQUIRED FOR DOOR HEADER, FULL LENGTH

REVISION	DATE
0	01.22.2025
1	02.11.2025
2	03.12.2025
3	04.16.2025
4	06.11.2025
5	09.18.2025
6	10.13.2025

PROJECT NUMBER:  
**24-425E**

PROJECT NAME:  
**BSU VILLAGE HOTEL**

SHEET DESCRIPTION:  
**ELEVATIONS**

SHEET:  
**E4**

NOTE:  
ALL DIMENSIONS TO BE FIELD  
VERIFIED PRIOR TO FABRICATION

# GLAZING CONTRACTOR

999 STREET, ST  
CITY, STATE 99999  
PH: 999.999.9999

**MP** drafting  
& design

www.MPDRAFTING.com  
P: 248.522.7096  
F: 248.522.7030

## ARCHITECT:

RATIO  
101 SOUTH PENNSYLVANIA STREET  
INDIANAPOLIS, IN 46204  
P: 317.633.4040

ARCHITECT NOTE:  
ALL NOTES REQUESTING VERIFICATION,  
CONFIRMATION, OR INFORMATION THAT ARE  
NOT ANSWERED ARE ASSUMED TO BE  
CORRECT AS SHOWN ON THESE DRAWINGS.

## STAMPS/ SUBMITTALS:

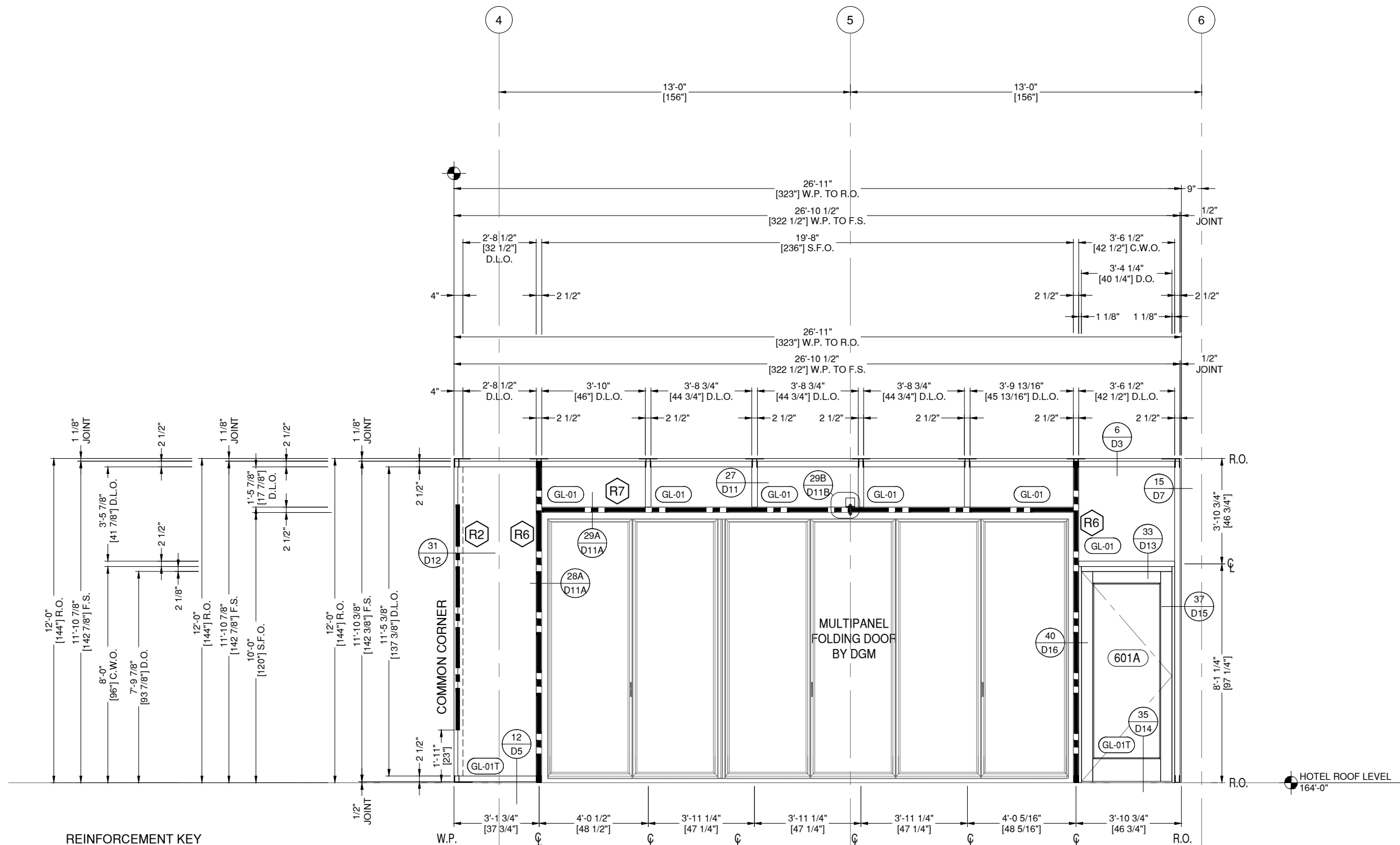
REVISION	DATE
0	01.22.2025
1	02.11.2025
2	03.12.2025
3	04.16.2025
4	06.11.2025
5	09.18.2025
6	10.13.2025

PROJECT NUMBER:  
**24-425E**

PROJECT NAME:  
**BSU VILLAGE HOTEL**

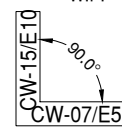
SHEET DESCRIPTION:  
**ELEVATIONS**

SHEET:  
**E5**



### REINFORCEMENT KEY

- R2** HSS 4 X 2 X 3/8" STEEL REINFORCEMENT  
REQUIRED FOR CORNER MULLION, 100" LONG,  
23" FROM SILL
- R6** HSS 4 X 2 X 1/4" STEEL REINFORCEMENT  
REQUIRED FOR DOOR JAMB, FULL LENGTH
- R7** HSS 2 X 2 X 1/4" STEEL REINFORCEMENT  
REQUIRED FOR DOOR HEAD, FULL LENGTH



**CW-07 ELEVATION CW-07**  
**E5**

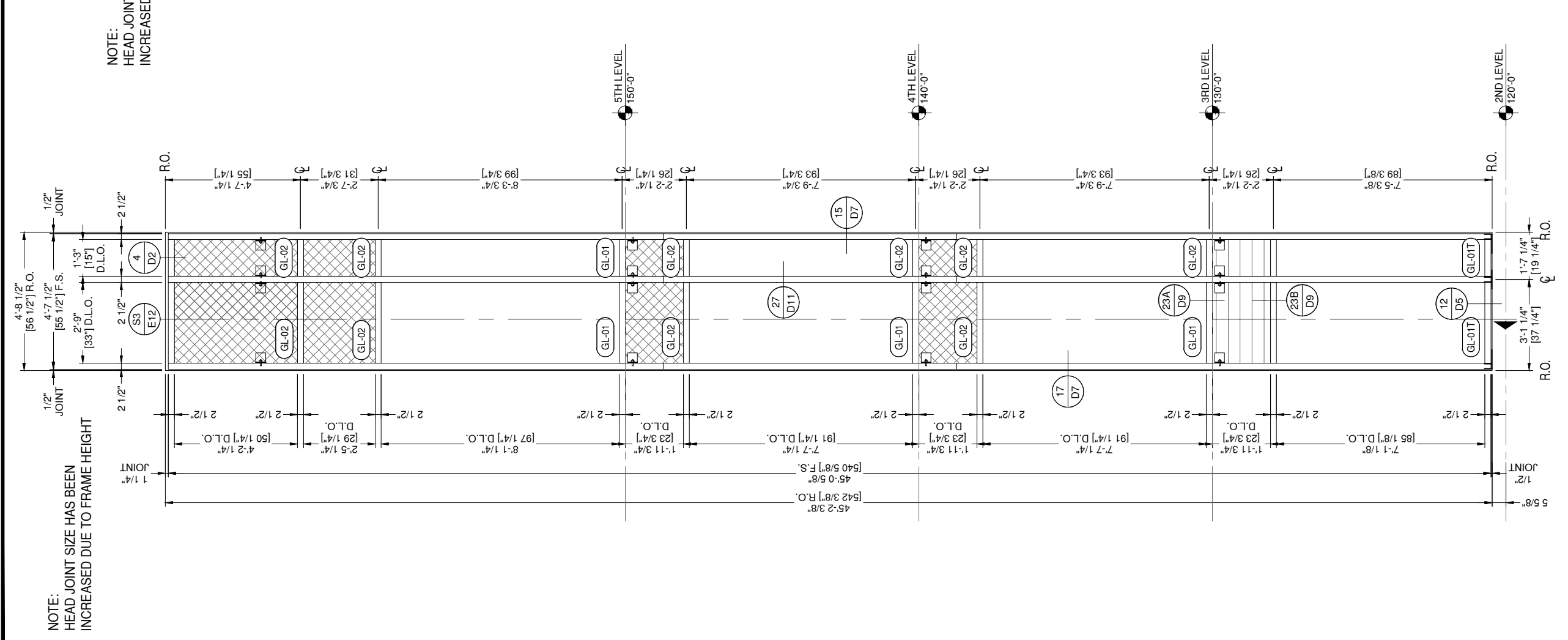
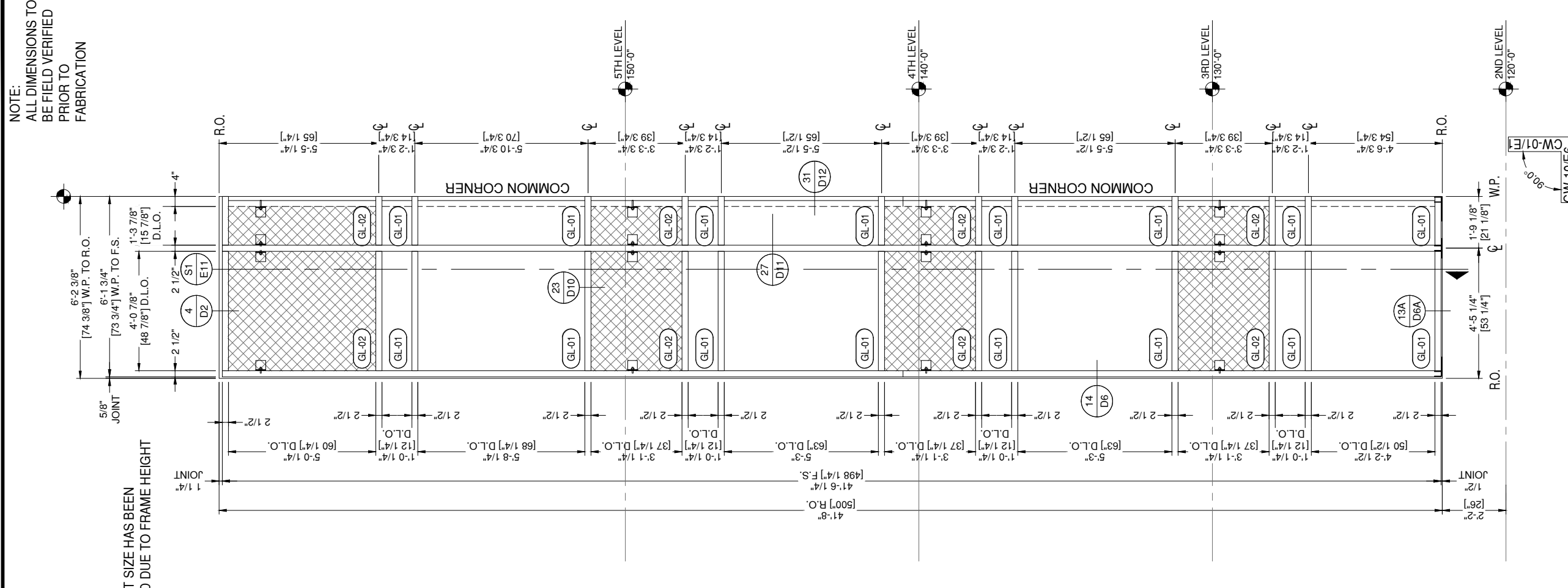
DRAWING SCALE  
24x36: 1/2" = 1'-0"  
11x17: 1/4" = 1'-0"

THIS REQD: 1  
OPP REQD: 0  
TOTAL REQD: 1

ARCH. REF.  
CW-07/A-622

HW SET:  
04

KAWNEER 1600 SERIES CW 7 1/2"  
FINISH: CLEAR ANODIZED  
THERMAL WIDE STILE ENTRANCE



NOTE:  
ALL DIMENSIONS TO  
BE FIELD VERIFIED  
PRIOR TO  
FABRICATION

NOTE:  
HEAD JOINT SIZE HAS BEEN  
INCREASED DUE TO FRAME HEIGHT

NOTE:  
HEAD JOINT SIZE HAS BEEN  
INCREASED DUE TO FRAME HEIGHT

THIS REQD: 1  
OPP REQD: 0  
TOTAL REQD: 1

**CW-10 ELEVATION CW-10**  
E6  
DRAWING SCALE  
24X36: 1/2" = 1'-0"  
11X17: 1/4" = 1'-0"

THIS REQD: 1  
OPP REQD: 0  
TOTAL REQD: 1

**CW-09 ELEVATION CW-09**  
E6  
DRAWING SCALE  
24X36: 1/2" = 1'-0"  
11X17: 1/4" = 1'-0"

ARCH. REF.  
CW-10/A-621

ARCH. REF.  
CW-09/A-622

KAWNEER 1600 SERIES CW 7 1/2"  
FINISH: CLEAR ANODIZED

KAWNEER 1600 SERIES CW 7 1/2"  
FINISH: CLEAR ANODIZED

**GLAZING CONTRACTOR**

999 STREET, ST  
CITY, STATE 99999  
PH: 999.999.9999

**MP drafting & design**

www.MPDRAFTING.com  
P: 248.522.7096  
F: 248.522.7030

**ARCHITECT:**

RATIO

101 SOUTH PENNSYLVANIA STREET  
INDIANAPOLIS, IN 46204  
P: 317.633.4040

ARCHITECT NOTE:  
ALL NOTES REQUESTING VERIFICATION,  
CONFIRMATION, OR INFORMATION THAT ARE  
NOT ANSWERED ARE ASSUMED TO BE  
CORRECT AS SHOWN ON THESE DRAWINGS.

**STAMPS/  
SUBMITTALS:**

REVISION	DATE
0	01.22.2025
1	02.11.2025
2	03.12.2025
3	04.16.2025
4	06.11.2025
5	09.18.2025
6	10.13.2025

PROJECT NUMBER:  
**24-425E**

PROJECT NAME:  
**BSU VILLAGE HOTEL**

SHEET DESCRIPTION:  
**ELEVATIONS**

SHEET:  
**E6**

NOTE:  
ALL DIMENSIONS TO BE FIELD  
VERIFIED PRIOR TO FABRICATION

# GLAZING CONTRACTOR

999 STREET, ST  
CITY, STATE 99999  
PH: 999.999.9999

**MP** drafting  
& design

www.MPDRAFTING.com  
P: 248.522.7096  
F: 248.522.7030

## ARCHITECT:

RATIO  
101 SOUTH PENNSYLVANIA STREET  
INDIANAPOLIS, IN 46204  
P: 317.633.4040

ARCHITECT NOTE:  
ALL NOTES REQUESTING VERIFICATION,  
CONFIRMATION, OR INFORMATION THAT ARE  
NOT ANSWERED ARE ASSUMED TO BE  
CORRECT AS SHOWN ON THESE DRAWINGS.

## STAMPS/ SUBMITTALS:

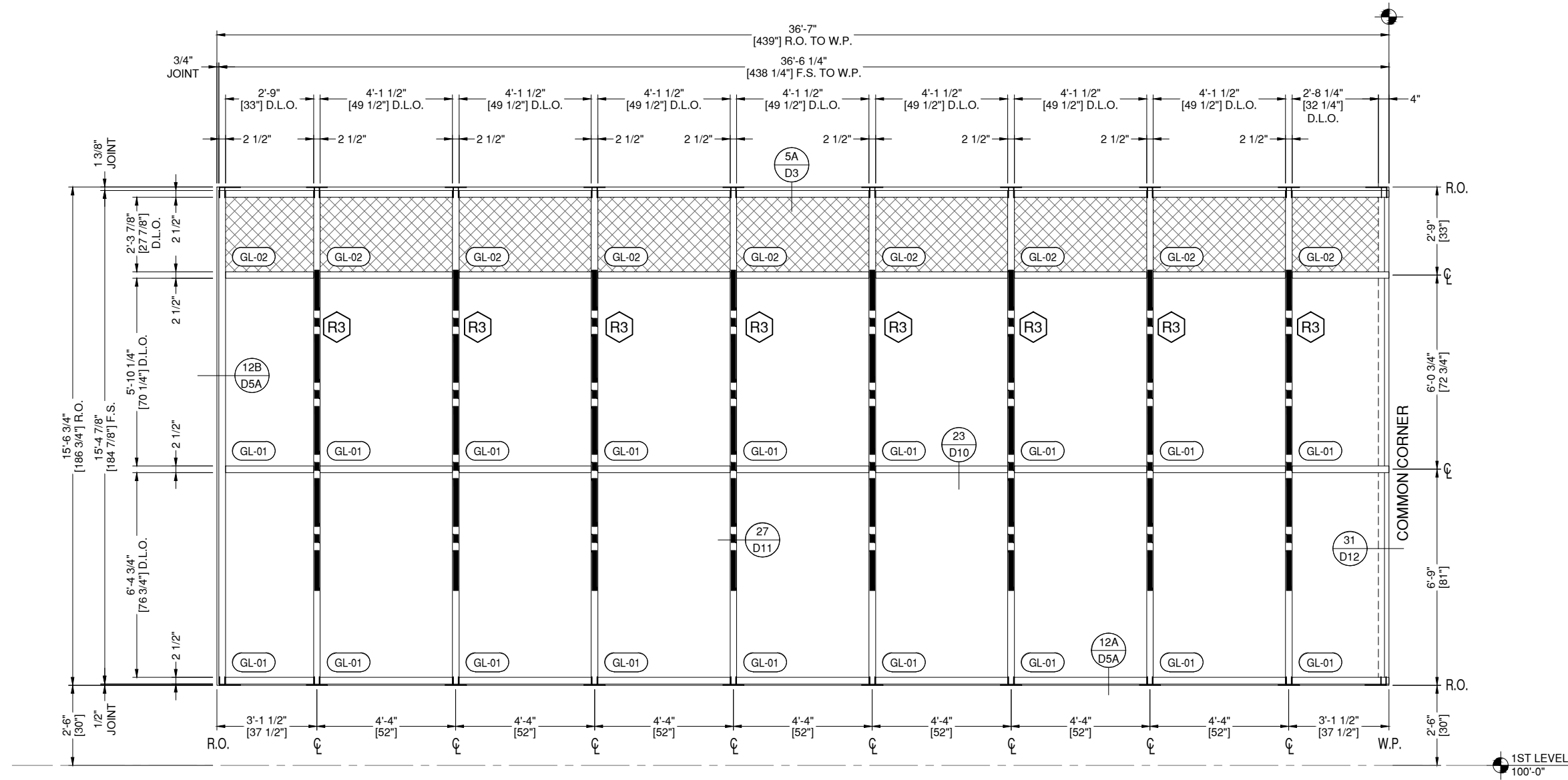
REVISION	DATE
0	01.22.2025
1	02.11.2025
2	03.12.2025
3	04.16.2025
4	06.11.2025
5	09.18.2025
6	10.13.2025

PROJECT NUMBER:  
**24-425E**

PROJECT NAME:  
**BSU VILLAGE HOTEL**

SHEET DESCRIPTION:  
**ELEVATIONS**

SHEET:  
**E7**



**CW-11 ELEVATION CW-11**  
**E7**

DRAWING SCALE  
24x36: 1/2" = 1'-0"  
11x17: 1/4" = 1'-0"

THUS REQ'D: 1  
OPP REQ'D: 0  
TOTAL REQ'D: 1

ARCH. REF.  
CW-11/A-622

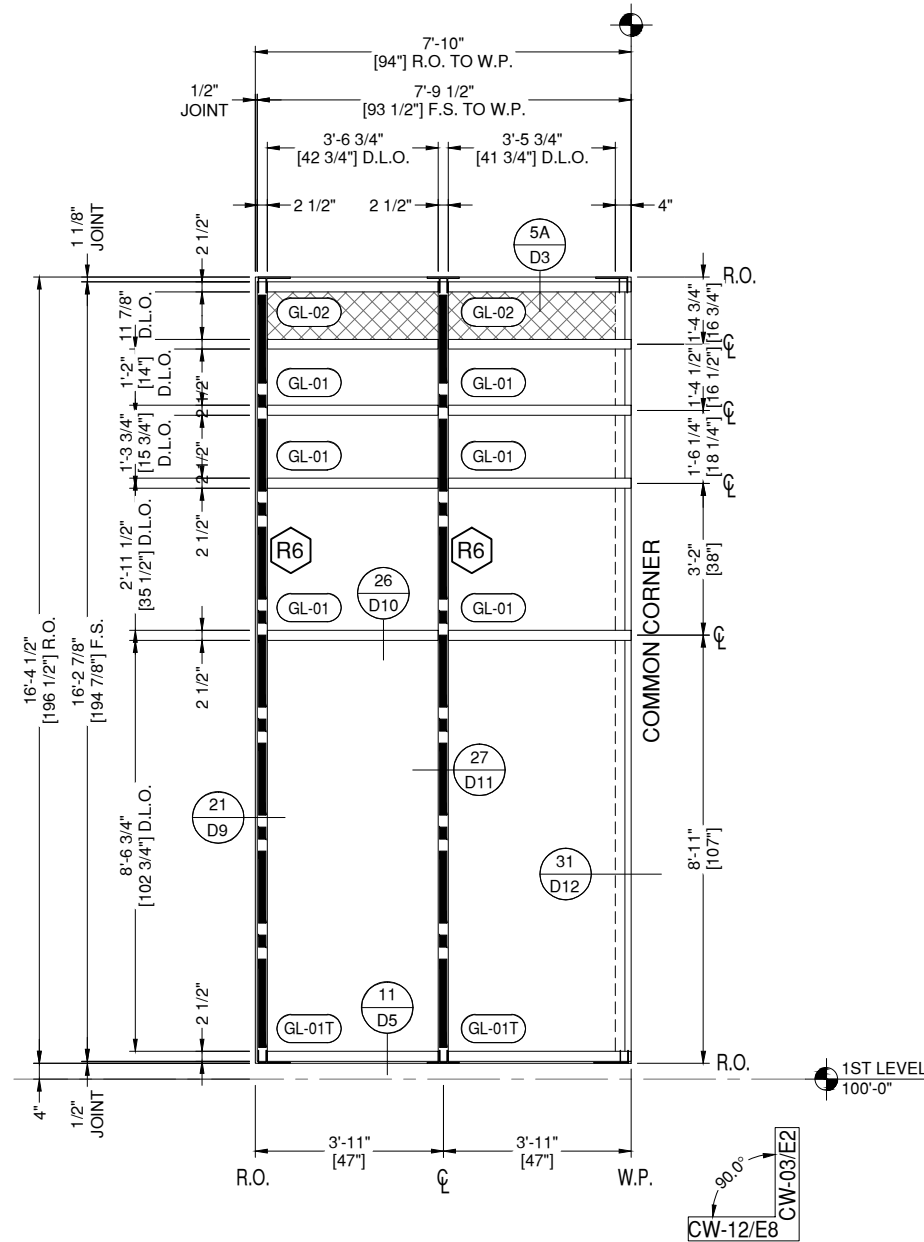
KAWNEER 1600 SERIES CW 7 1/2"  
FINISH: CLEAR ANODIZED

### REINFORCEMENT KEY

**R3** HSS 4 X 2 X 3/16" STEEL REINFORCEMENT  
REQUIRED FOR INTER. VERTICALS, 120" LONG,  
35" FROM SILL

90.0°  
CW-11/E7  
CW-13/E8A

NOTE:  
ALL DIMENSIONS TO BE FIELD  
VERIFIED PRIOR TO FABRICATION



**REINFORCEMENT KEY**

**R6** HSS 4 X 2 X 1/4" STEEL REINFORCEMENT  
REQUIRED FOR DOUBLE MULLION HEADER,  
FULL LENGTH

**CW-12 ELEVATION CW-12**

**E8** DRAWING SCALE  
24x36: 1/2" = 1'-0"  
11x17: 1/4" = 1'-0"

THIS REQ'D: 1  
OPP REQ'D: 0  
TOTAL REQ'D: 1

ARCH. REF.  
CW-12/A-621

KAWNEER 1600 SERIES CW 7 1/2"  
FINISH: CLEAR ANODIZED

# GLAZING CONTRACTOR

999 STREET, ST  
CITY, STATE 99999  
PH: 999.999.9999

**MP** drafting  
& design

www.MPDRAFTING.com  
P: 248.522.7096  
F: 248.522.7030

## ARCHITECT:

RATIO

101 SOUTH PENNSYLVANIA STREET  
INDIANAPOLIS, IN 46204  
P: 317.633.4040

ARCHITECT NOTE:  
ALL NOTES REQUESTING VERIFICATION,  
CONFIRMATION, OR INFORMATION THAT ARE  
NOT ANSWERED ARE ASSUMED TO BE  
CORRECT AS SHOWN ON THESE DRAWINGS.

## STAMPS/ SUBMITTALS:

REVISION	DATE
0	01.22.2025
1	02.11.2025
2	03.12.2025
3	04.16.2025
4	06.11.2025
5	09.18.2025
6	10.13.2025

PROJECT NUMBER:  
**24-425E**

PROJECT NAME:  
**BSU VILLAGE HOTEL**

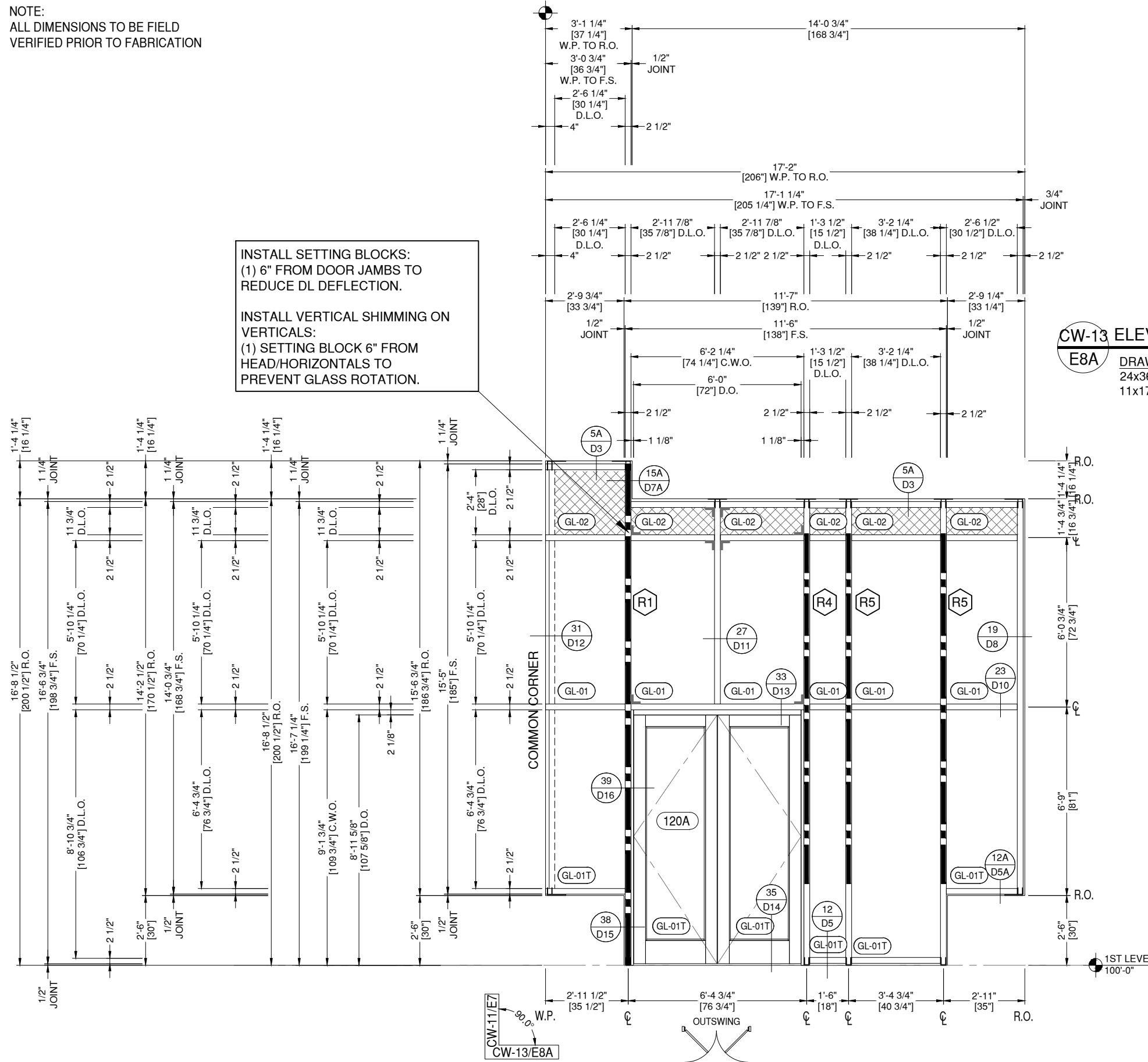
SHEET DESCRIPTION:  
**ELEVATIONS**

SHEET:  
**E8**

NOTE:  
ALL DIMENSIONS TO BE FIELD  
VERIFIED PRIOR TO FABRICATION

INSTALL SETTING BLOCKS:  
(1) 6" FROM DOOR JAMBS TO  
REDUCE DL DEFLECTION.

INSTALL VERTICAL SHIMMING ON  
VERTICALS:  
(1) SETTING BLOCK 6" FROM  
HEAD/HORIZONTALS TO  
PREVENT GLASS ROTATION.



**CW-13 ELEVATION CW-13**  
**E8A**

**DRAWING SCALE**  
24x36: 1/2" = 1'-0"  
11x17: 1/4" = 1'-0"

THUS REQ'D: 1  
OPP REQ'D: 0  
TOTAL REQ'D: 1

ARCH. REF.  
CW-13/A-621

HW SET:  
02 @ 120A  
03 @ 120B

KAWNEER 1600 SERIES CW 7 1/2"  
FINISH: CLEAR ANODIZED  
THERMAL WIDE STILE ENTRANCE

**REINFORCEMENT KEY**

<b>R1</b>	HSS 4 X 2 X 3/8" STEEL REINFORCEMENT REQUIRED, FULL LENGTH
<b>R4</b>	HSS 4 X 2 X 3/8" STEEL REINFORCEMENT REQUIRED, 150" LONG, 35" FROM SILL
<b>R5</b>	1 1/2 X 4" STEEL BAR REINFORCEMENT REQUIRED, 150" LONG, 35" FROM SILL

# GLAZING CONTRACTOR

999 STREET, ST  
CITY, STATE 99999  
PH: 999.999.9999



www.MPDRAFTING.com  
P: 248.522.7096  
F: 248.522.7030

## ARCHITECT:

RATIO  
101 SOUTH PENNSYLVANIA STREET  
INDIANAPOLIS, IN 46204  
P: 317.633.4040

ARCHITECT NOTE:  
ALL NOTES REQUESTING VERIFICATION,  
CONFIRMATION, OR INFORMATION THAT ARE  
NOT ANSWERED ARE ASSUMED TO BE  
CORRECT AS SHOWN ON THESE DRAWINGS.

## STAMPS/ SUBMITTALS:

REVISION	DATE
0	01.22.2025
1	02.11.2025
2	03.12.2025
3	04.16.2025
4	06.11.2025
5	09.18.2025
6	10.13.2025

PROJECT NUMBER:  
**24-425E**

PROJECT NAME:  
**BSU VILLAGE HOTEL**

SHEET DESCRIPTION:  
**ELEVATIONS**

SHEET:  
**E8A**



NOTE:  
ALL DIMENSIONS TO BE FIELD  
VERIFIED PRIOR TO FABRICATION

# GLAZING CONTRACTOR

999 STREET, ST  
CITY, STATE 99999  
PH: 999.999.9999

**MP** drafting  
& design

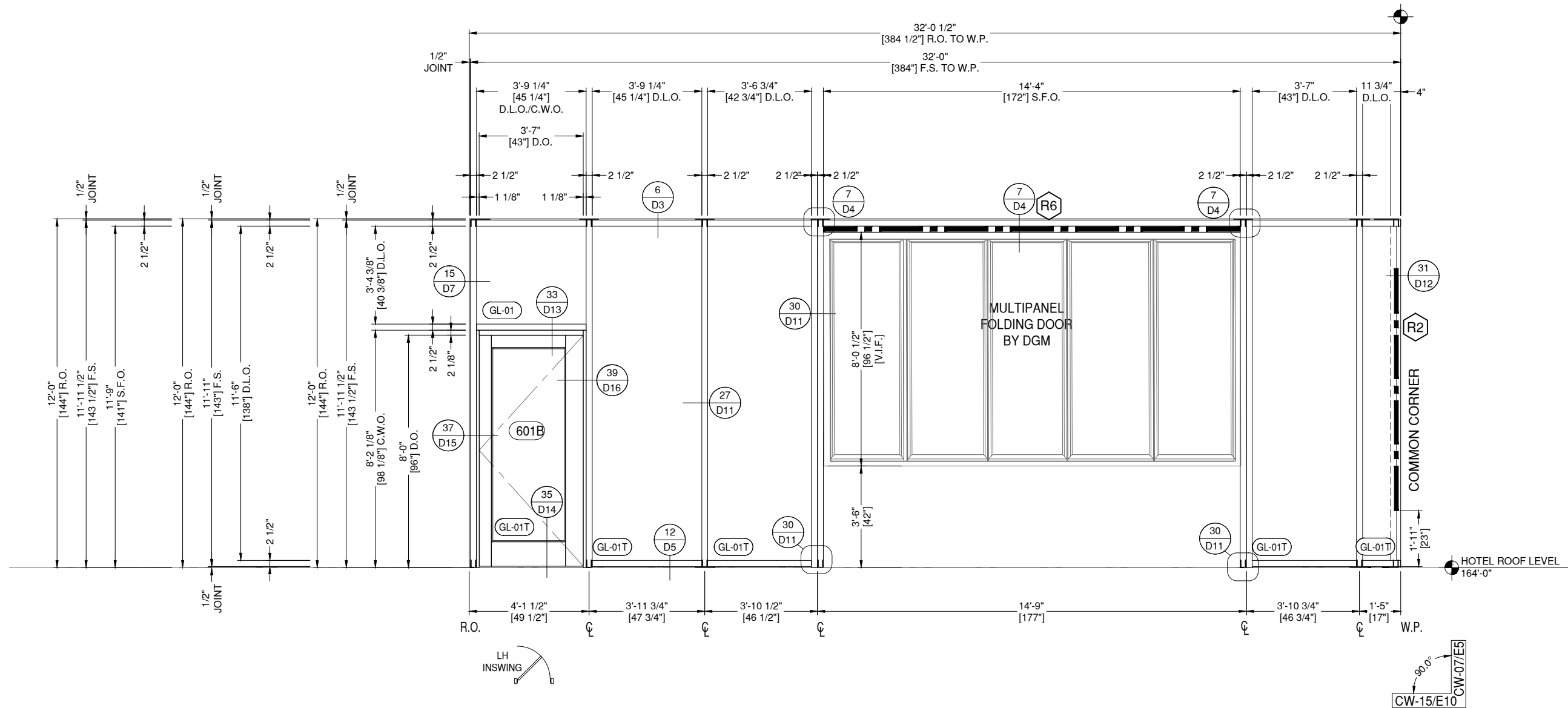
www.MPDRAFTING.com  
P: 248.522.7096  
F: 248.522.7030

## ARCHITECT:

RATIO  
101 SOUTH PENNSYLVANIA STREET  
INDIANAPOLIS, IN 46204  
P: 317.633.4040

ARCHITECT NOTE:  
ALL NOTES REQUESTING VERIFICATION,  
CONFIRMATION, OR INFORMATION THAT ARE  
NOT ANSWERED ARE ASSUMED TO BE  
CORRECT AS SHOWN ON THESE DRAWINGS.

## STAMPS/ SUBMITTALS:



### REINFORCEMENT KEY

- R2** HSS 4 X 2 X 3/8" STEEL REINFORCEMENT  
REQUIRED FOR CORNER MULLION, 100" LONG,  
23" FROM SILL
- R6** HSS 4 X 2 X 1/4" STEEL REINFORCEMENT  
REQUIRED FOR DOUBLE MULLION HEADER,  
FULL LENGTH

**CW-15 ELEVATION CW-15**  
**E10**

DRAWING SCALE  
24x36: 1/2" = 1'-0"  
11x17: 1/4" = 1'-0"

THUS REQ'D: 1  
OPP REQ'D: 0  
TOTAL REQ'D: 1

ARCH. REF.  
CW-15/A-622

HW SET:  
05

KAWNEER 1600 SERIES CW 7 1/2"  
FINISH: CLEAR ANODIZED  
THERMAL WIDE STILE ENTRANCE

REVISION	DATE
0	01.22.2025
1	02.11.2025
2	03.12.2025
3	04.16.2025
4	06.11.2025
5	09.18.2025
6	10.13.2025

PROJECT NUMBER:  
**24-425E**

PROJECT NAME:  
**BSU VILLAGE HOTEL**

SHEET DESCRIPTION:  
**ELEVATIONS**

SHEET:  
**E10**

# GLAZING CONTRACTOR

999 STREET, ST  
CITY, STATE 99999

PH: 999.999.9999



www.MPDRAFTING.com

P: 248.522.7096

F: 248.522.7030

## ARCHITECT:

RATIO

101 SOUTH PENNSYLVANIA STREET  
INDIANAPOLIS, IN 46204  
P: 317.633.4040

ARCHITECT NOTE:  
ALL NOTES REQUESTING VERIFICATION,  
CONFIRMATION, OR INFORMATION THAT ARE  
NOT ANSWERED ARE ASSUMED TO BE  
CORRECT AS SHOWN ON THESE DRAWINGS.

## STAMPS/ SUBMITTALS:

REVISION	DATE
0	01.22.2025
1	02.11.2025
2	03.12.2025
3	04.16.2025
4	06.11.2025
5	09.18.2025
6	10.13.2025

PROJECT NUMBER:

24-425E

PROJECT NAME:

BSU VILLAGE HOTEL

SHEET DESCRIPTION:

ELEVATIONS

SHEET:

E11

ARCH. REF.  
A2/A-322

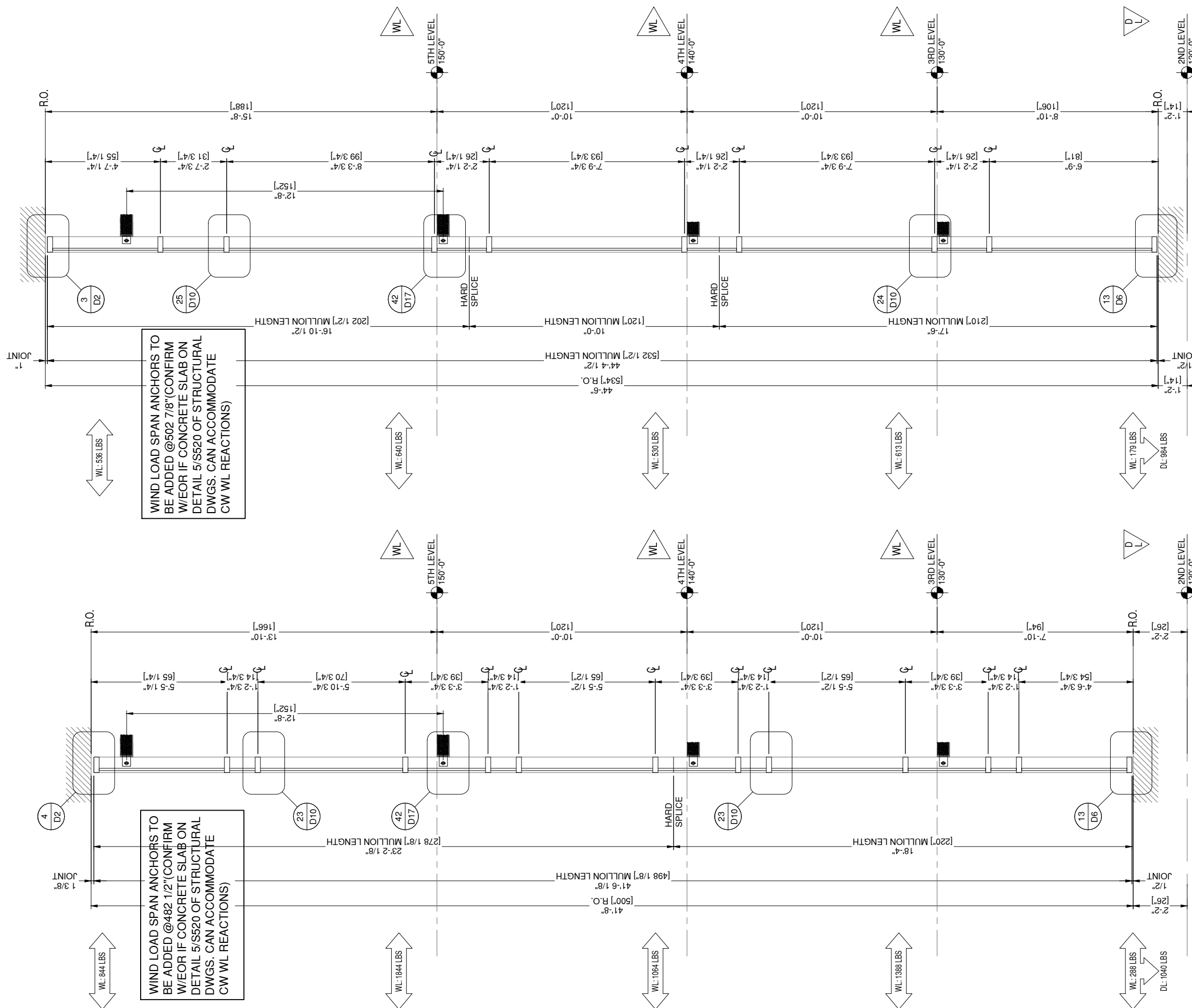
SECTION S2  
E11

DRAWING SCALE  
24x36: 1/2" = 1'-0"  
11x17: 1/4" = 1'-0"

ARCH. REF.  
A1/A-324 SIM

SECTION S1  
E11

DRAWING SCALE  
24x36: 1/2" = 1'-0"  
11x17: 1/4" = 1'-0"



WIND LOAD SPAN ANCHORS TO BE ADDED @502 7/8" (CONFIRM W/EOR IF CONCRETE SLAB ON DETAIL 5/SS20 OF STRUCTURAL DWGS. CAN ACCOMMODATE CW WL REACTIONS)

WIND LOAD SPAN ANCHORS TO BE ADDED @482 1/2" (CONFIRM W/EOR IF CONCRETE SLAB ON DETAIL 5/SS20 OF STRUCTURAL DWGS. CAN ACCOMMODATE CW WL REACTIONS)

NOTE:  
ALL DIMENSIONS TO BE FIELD  
VERIFIED PRIOR TO FABRICATION

# GLAZING CONTRACTOR

999 STREET, ST  
CITY, STATE 99999  
PH: 999.999.9999



www.MPDRAFTING.com

P: 248.522.7096  
F: 248.522.7030

## ARCHITECT:

RATIO  
101 SOUTH PENNSYLVANIA STREET  
INDIANAPOLIS, IN 46204  
P: 317.633.4040

ARCHITECT NOTE:  
ALL NOTES REQUESTING VERIFICATION,  
CONFIRMATION, OR INFORMATION THAT ARE  
NOT ANSWERED ARE ASSUMED TO BE  
CORRECT AS SHOWN ON THESE DRAWINGS.

## STAMPS/ SUBMITTALS:

REVISION	DATE
0	01.22.2025
1	02.11.2025
2	03.12.2025
3	04.16.2025
4	06.11.2025
5	09.18.2025
6	10.13.2025

PROJECT NUMBER:  
**24-425E**

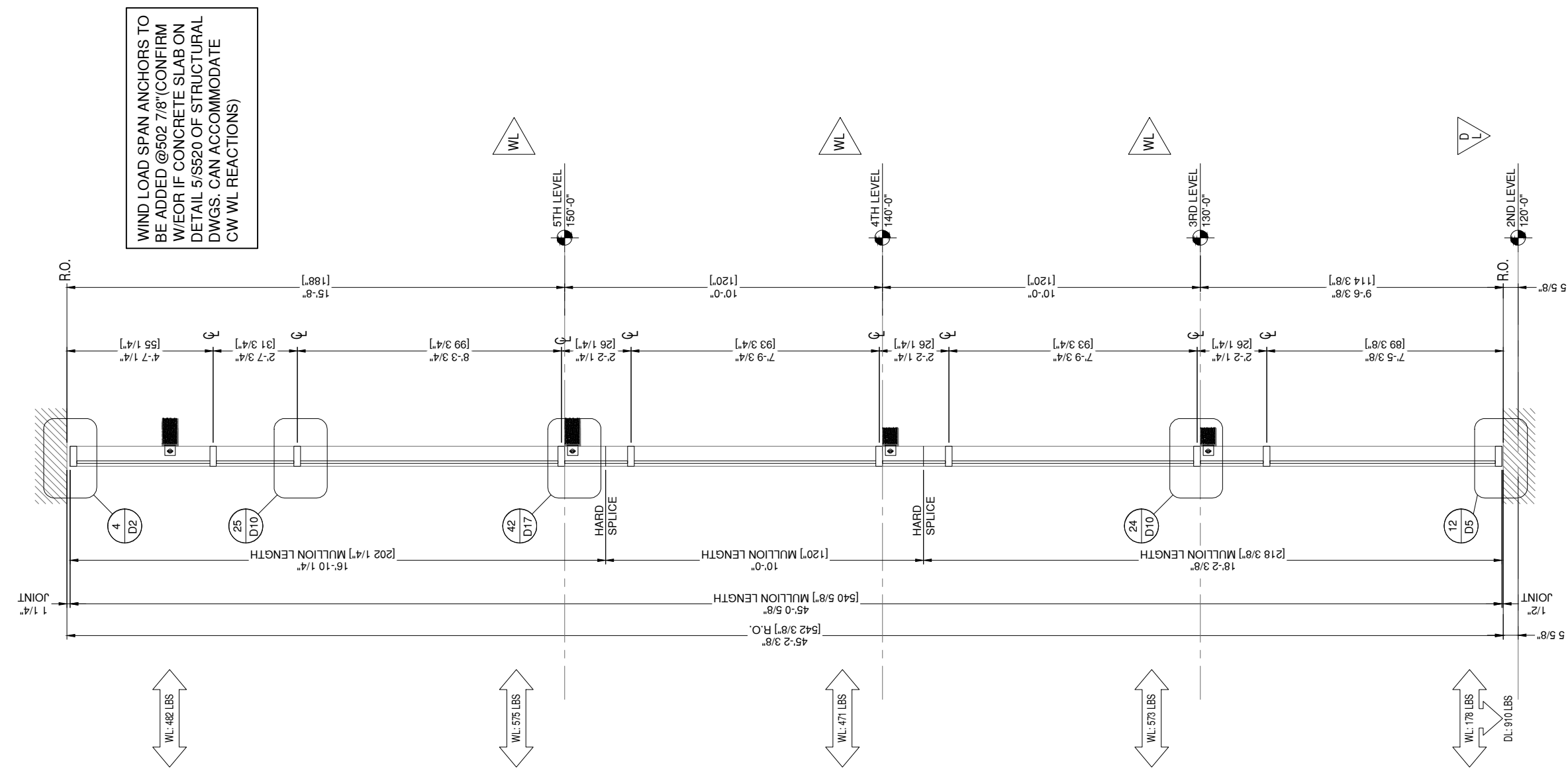
PROJECT NAME:  
**BSU VILLAGE HOTEL**

SHEET DESCRIPTION:  
**ELEVATIONS**

SHEET:  
**E12**

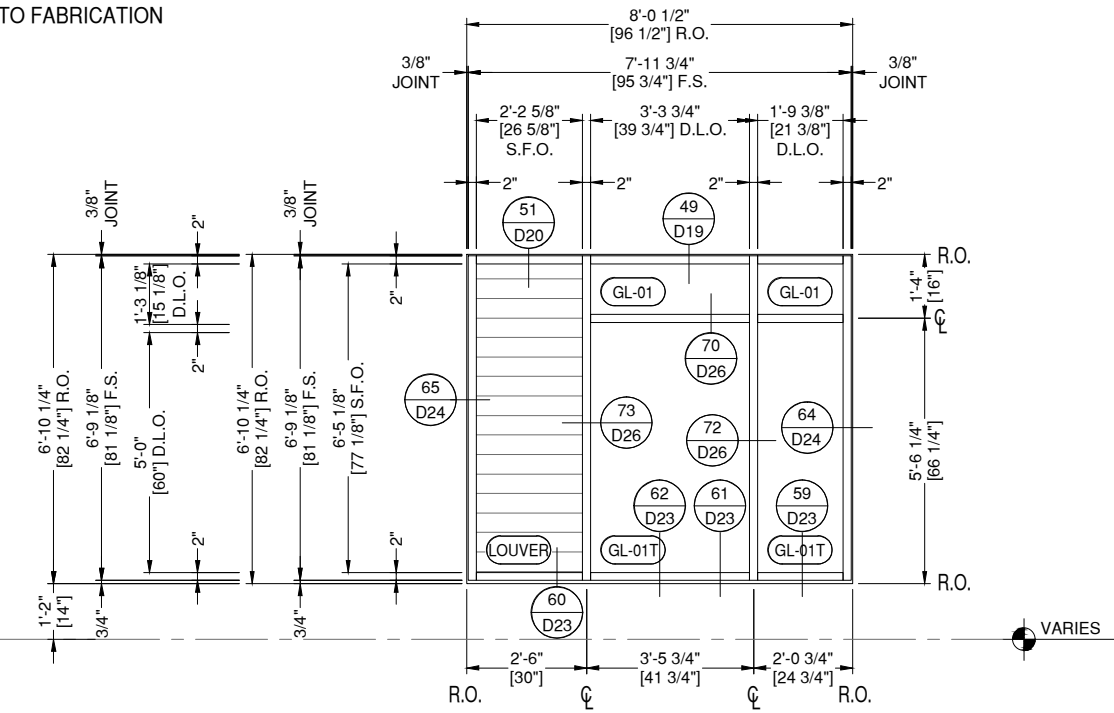
NOTE:  
ALL DIMENSIONS TO BE FIELD  
VERIFIED PRIOR TO FABRICATION

ARCH. REF.  
A5/A-324  
**S3 SECTION S3**  
**E12**  
DRAWING SCALE  
24X36: 1/2" = 1'-0"  
11X17: 1/4" = 1'-0"



WIND LOAD SPAN ANCHORS TO  
BE ADDED @502 7/8" (CONFIRM  
W/EOIR IF CONCRETE SLAB ON  
DETAIL 5/S520 OF STRUCTURAL  
DWGS. CAN ACCOMMODATE  
CW WL REACTIONS)

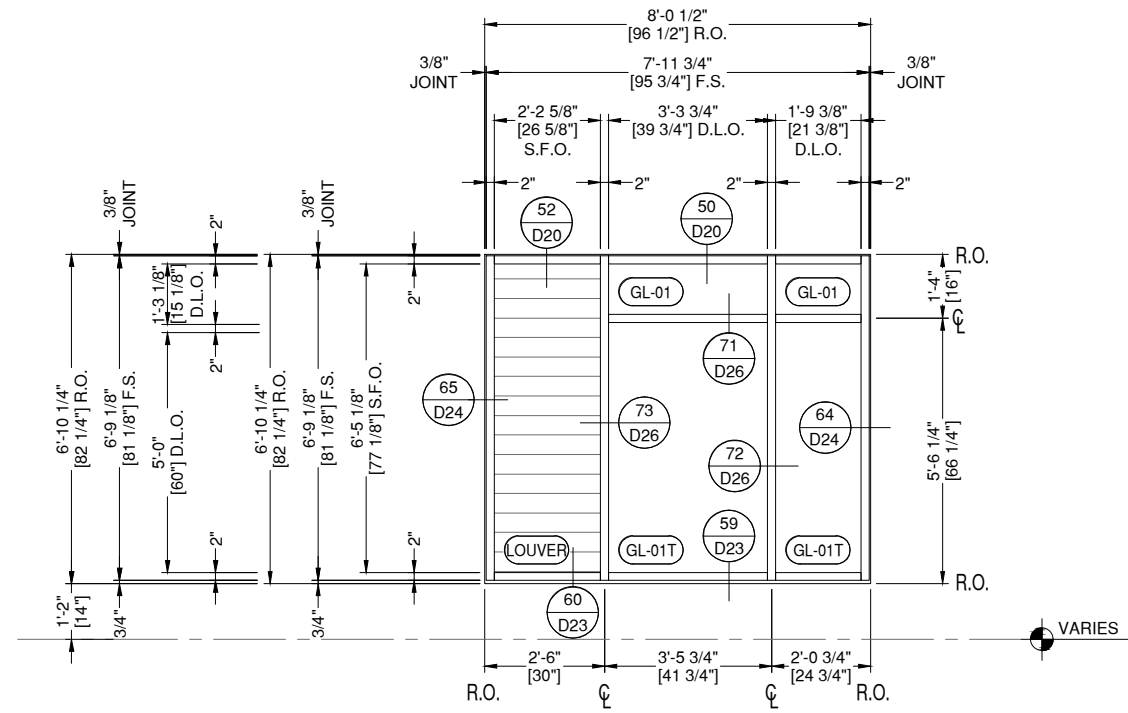
NOTE:  
ALL DIMENSIONS TO BE FIELD  
VERIFIED PRIOR TO FABRICATION



**W-01 ELEVATION W-01**  
**E13** DRAWING SCALE  
24x36: 1/2" = 1'-0"  
11x17: 1/4" = 1'-0"

THUS REQ'D:	18	ARCH. REF. W-01/A-621
OPP REQ'D:	0	
TOTAL REQ'D:	18	

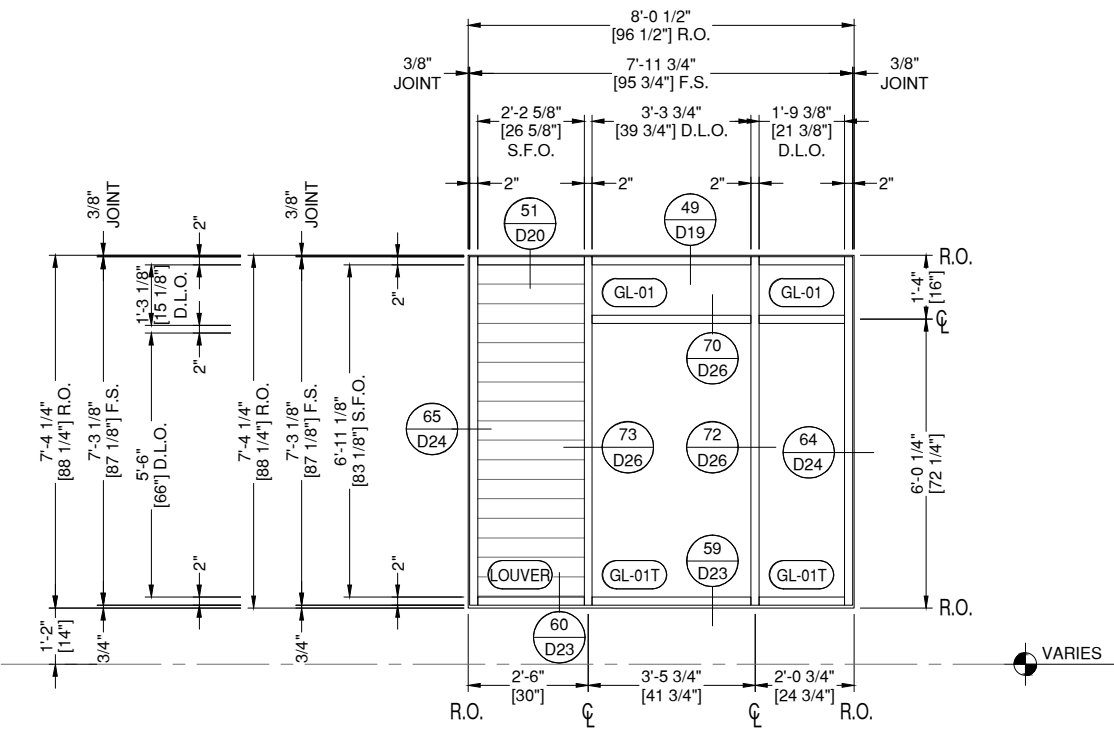
KAWNEER 451T SERIES SF  
MODEL 1302G LOUVER  
FINISH: CLEAR ANODIZED



**W-01A ELEVATION W-01A**  
**E13** DRAWING SCALE  
24x36: 1/2" = 1'-0"  
11x17: 1/4" = 1'-0"

THUS REQ'D:	14	ARCH. REF. W-01/A-621
OPP REQ'D:	0	
TOTAL REQ'D:	14	

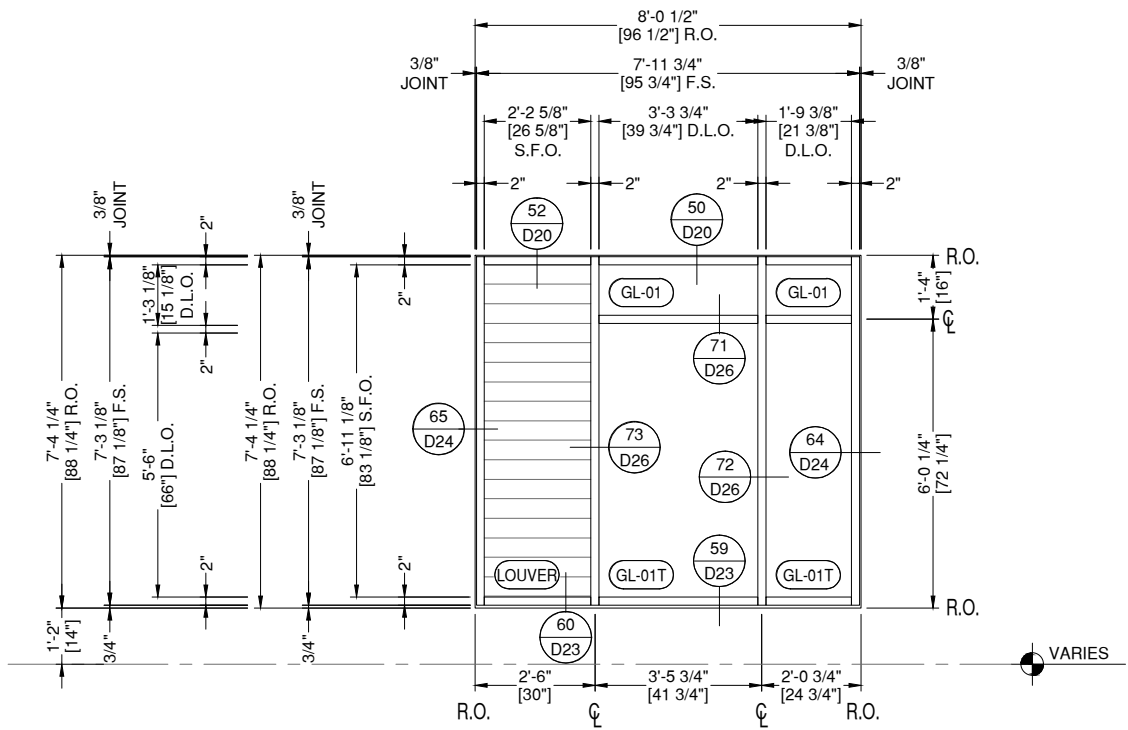
KAWNEER 451T SERIES SF  
MODEL 1302G LOUVER  
FINISH: CLEAR ANODIZED



**W-02 ELEVATION W-02**  
**E13** DRAWING SCALE  
24x36: 1/2" = 1'-0"  
11x17: 1/4" = 1'-0"

THUS REQ'D:	6	ARCH. REF. W-02/A-621
OPP REQ'D:	0	
TOTAL REQ'D:	6	

KAWNEER 451T SERIES SF  
MODEL 1302G LOUVER  
FINISH: CLEAR ANODIZED



**W-02A ELEVATION W-02A**  
**E13** DRAWING SCALE  
24x36: 1/2" = 1'-0"  
11x17: 1/4" = 1'-0"

THUS REQ'D:	7	ARCH. REF. W-02/A-621
OPP REQ'D:	0	
TOTAL REQ'D:	7	

KAWNEER 451T SERIES SF  
MODEL 1302G LOUVER  
FINISH: CLEAR ANODIZED

# GLAZING CONTRACTOR

999 STREET, ST  
CITY, STATE 99999  
PH: 999.999.9999



www.MPDRAFTING.com  
P: 248.522.7096  
F: 248.522.7030

## ARCHITECT:

RATIO  
101 SOUTH PENNSYLVANIA STREET  
INDIANAPOLIS, IN 46204  
P: 317.633.4040

ARCHITECT NOTE:  
ALL NOTES REQUESTING VERIFICATION,  
CONFIRMATION, OR INFORMATION THAT ARE  
NOT ANSWERED ARE ASSUMED TO BE  
CORRECT AS SHOWN ON THESE DRAWINGS.

## STAMPS/ SUBMITTALS:

REVISION	DATE
0	01.22.2025
1	02.11.2025
2	03.12.2025
3	04.16.2025
4	06.11.2025
5	09.18.2025
6	10.13.2025

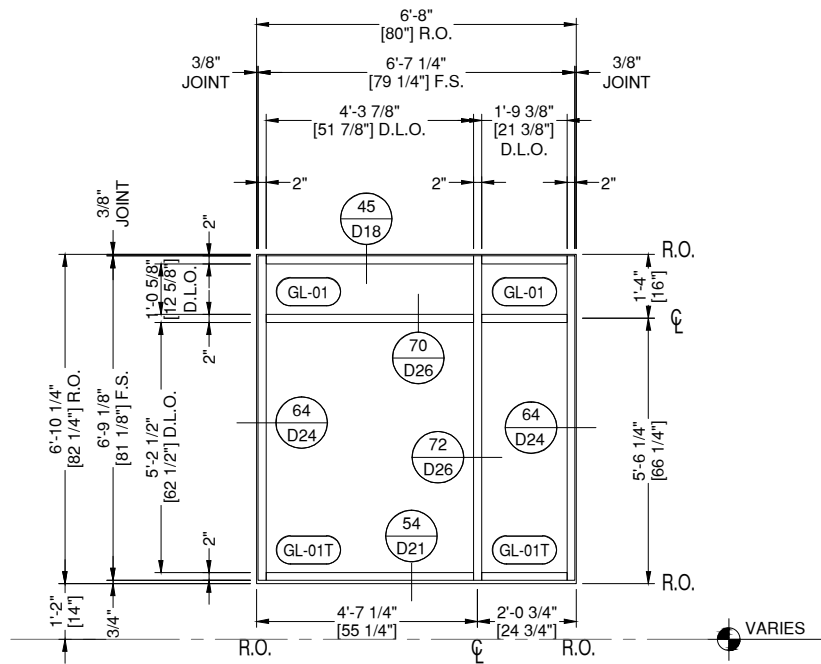
PROJECT NUMBER:  
**24-425E**

PROJECT NAME:  
**BSU VILLAGE HOTEL**

SHEET DESCRIPTION:  
**ELEVATIONS**

SHEET:  
**E13**

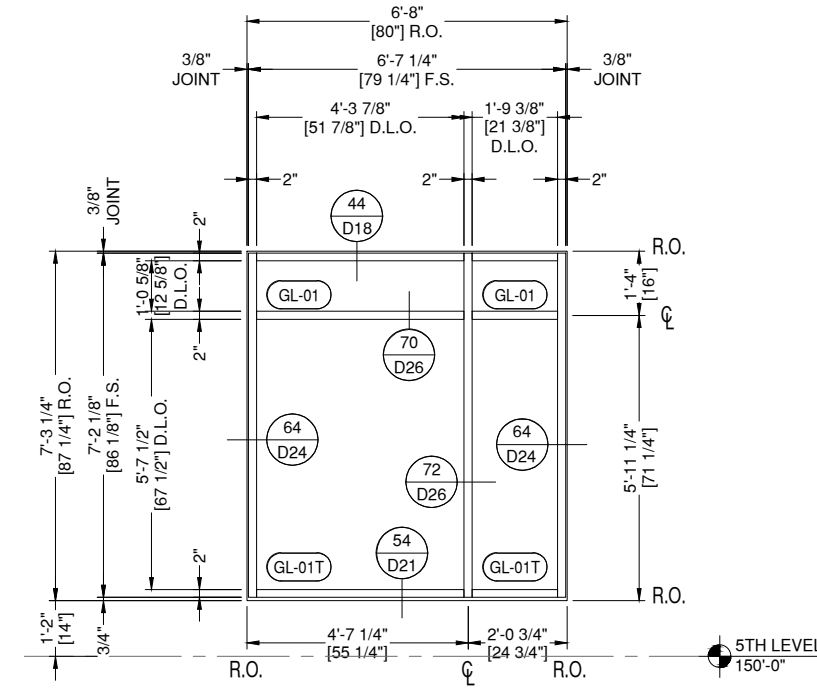
NOTE:  
ALL DIMENSIONS TO BE FIELD  
VERIFIED PRIOR TO FABRICATION



**W-03 ELEVATION W-03**  
**E14** DRAWING SCALE  
24x36: 1/2" = 1'-0"  
11x17: 1/4" = 1'-0"

THUS REQ'D:	16	ARCH. REF. W-03/A-621
OPP REQ'D:	0	
TOTAL REQ'D:	16	

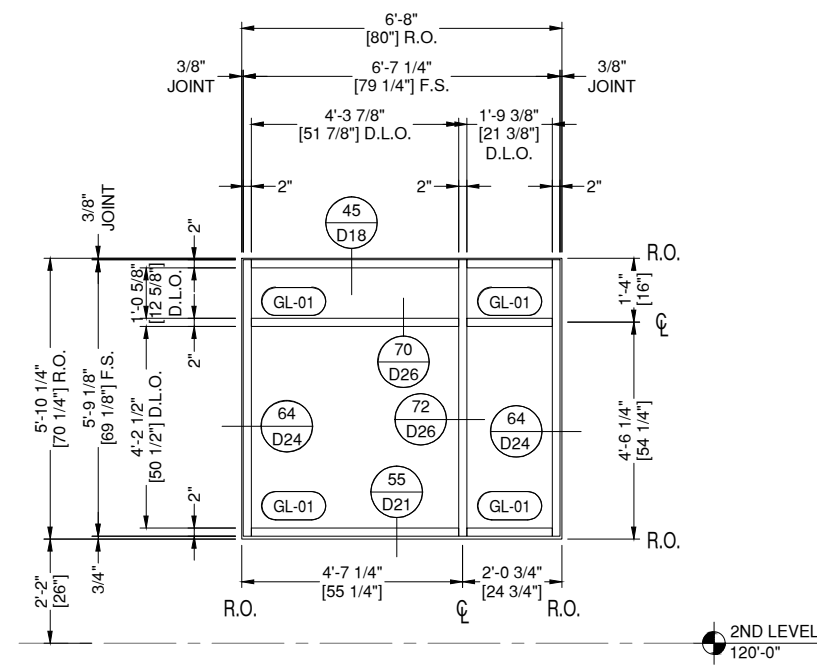
KAWNEER 451T SERIES SF  
FINISH: CLEAR ANODIZED



**W-04 ELEVATION W-04**  
**E14** DRAWING SCALE  
24x36: 1/2" = 1'-0"  
11x17: 1/4" = 1'-0"

THUS REQ'D:	8	ARCH. REF. W-04/A-621
OPP REQ'D:	0	
TOTAL REQ'D:	8	

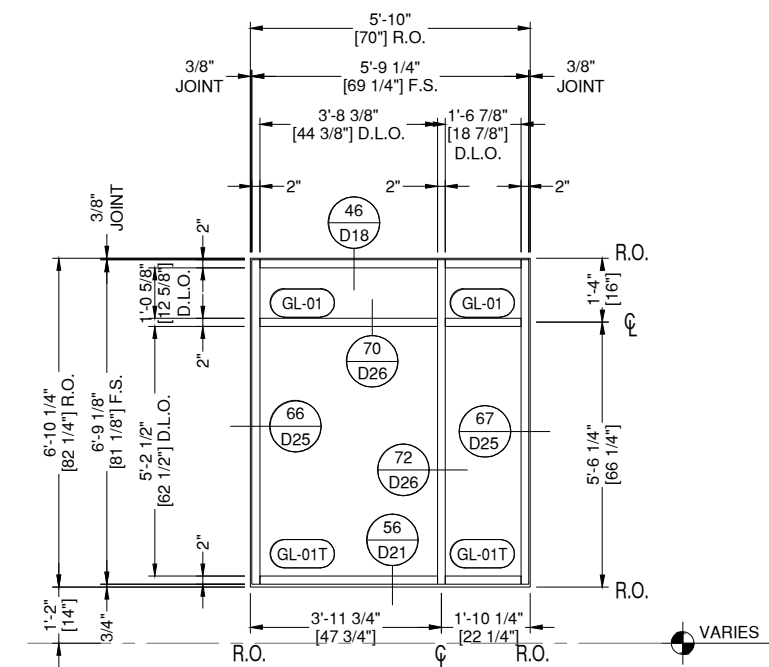
KAWNEER 451T SERIES SF  
FINISH: CLEAR ANODIZED



**W-05 ELEVATION W-05**  
**E14** DRAWING SCALE  
24x36: 1/2" = 1'-0"  
11x17: 1/4" = 1'-0"

THUS REQ'D:	8	ARCH. REF. W-05/A-621
OPP REQ'D:	0	
TOTAL REQ'D:	8	

KAWNEER 451T SERIES SF  
FINISH: CLEAR ANODIZED



**W-06 ELEVATION W-06**  
**E14** DRAWING SCALE  
24x36: 1/2" = 1'-0"  
11x17: 1/4" = 1'-0"

THUS REQ'D:	12	ARCH. REF. W-06/A-621
OPP REQ'D:	0	
TOTAL REQ'D:	12	

KAWNEER 451T SERIES SF  
FINISH: CLEAR ANODIZED

# GLAZING CONTRACTOR

999 STREET, ST  
CITY, STATE 99999  
PH: 999.999.9999

**MP drafting & design**  
www.MPDRAFTING.com  
P: 248.522.7096  
F: 248.522.7030

**ARCHITECT:**  
RATIO  
101 SOUTH PENNSYLVANIA STREET  
INDIANAPOLIS, IN 46204  
P: 317.633.4040

ARCHITECT NOTE:  
ALL NOTES REQUESTING VERIFICATION,  
CONFIRMATION, OR INFORMATION THAT ARE  
NOT ANSWERED ARE ASSUMED TO BE  
CORRECT AS SHOWN ON THESE DRAWINGS.

## STAMPS/ SUBMITTALS:

REVISION	DATE
0	01.22.2025
1	02.11.2025
2	03.12.2025
3	04.16.2025
4	06.11.2025
5	09.18.2025
6	10.13.2025

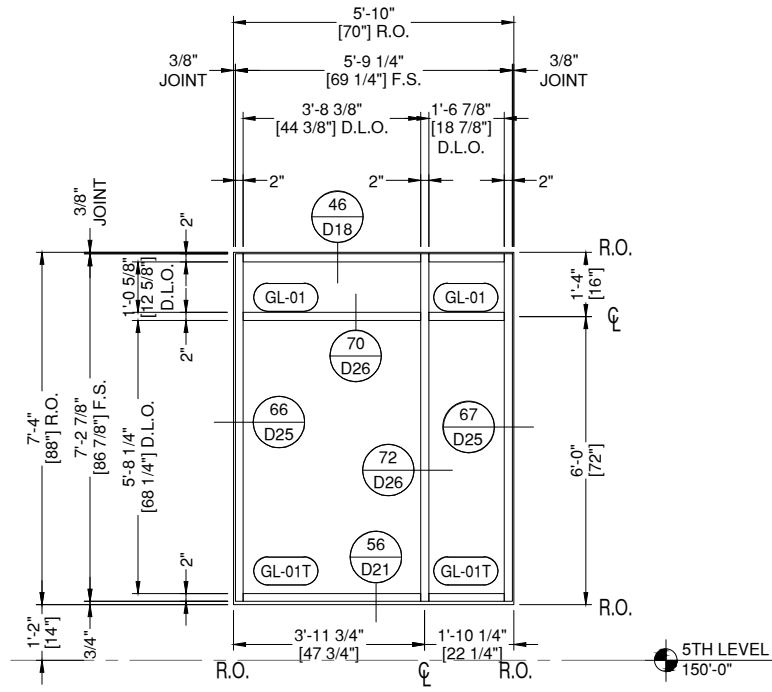
PROJECT NUMBER:  
**24-425E**

PROJECT NAME:  
**BSU VILLAGE HOTEL**

SHEET DESCRIPTION:  
**ELEVATIONS**

SHEET:  
**E14**

NOTE:  
ALL DIMENSIONS TO BE FIELD  
VERIFIED PRIOR TO FABRICATION



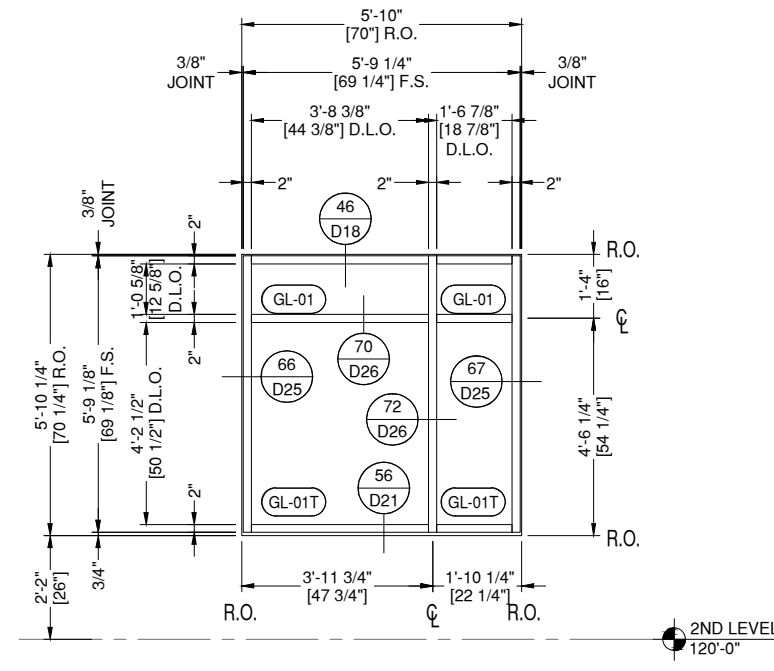
**W-07** ELEVATION W-07  
**E15** DRAWING SCALE

24x36: 1/2" = 1'-0"  
11x17: 1/4" = 1'-0"

THUS REQ'D: 6  
OPP REQ'D: 0  
TOTAL REQ'D: 6

ARCH. REF.  
W-07/A-621

KAWNEER 451T SERIES SF  
FINISH: CLEAR ANODIZED



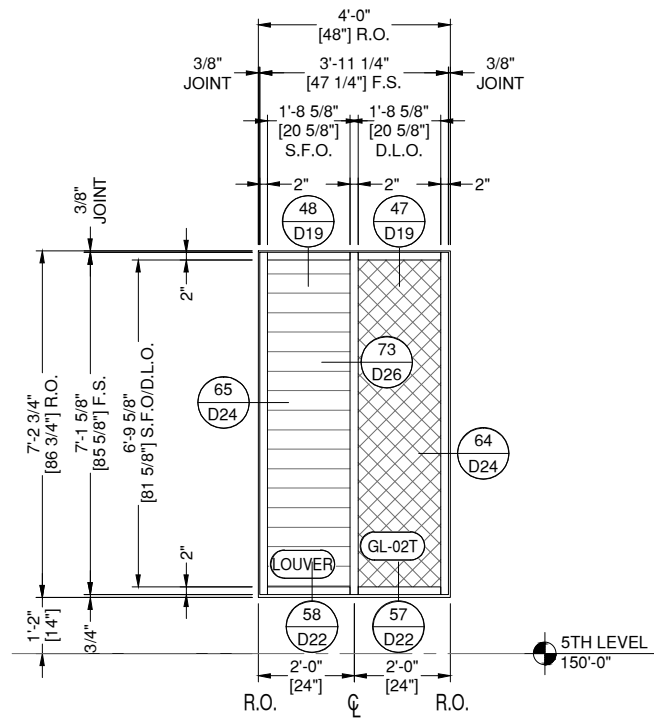
**W-08** ELEVATION W-08  
**E15** DRAWING SCALE

24x36: 1/2" = 1'-0"  
11x17: 1/4" = 1'-0"

THUS REQ'D: 6  
OPP REQ'D: 0  
TOTAL REQ'D: 6

ARCH. REF.  
W-08/A-621

KAWNEER 451T SERIES SF  
FINISH: CLEAR ANODIZED



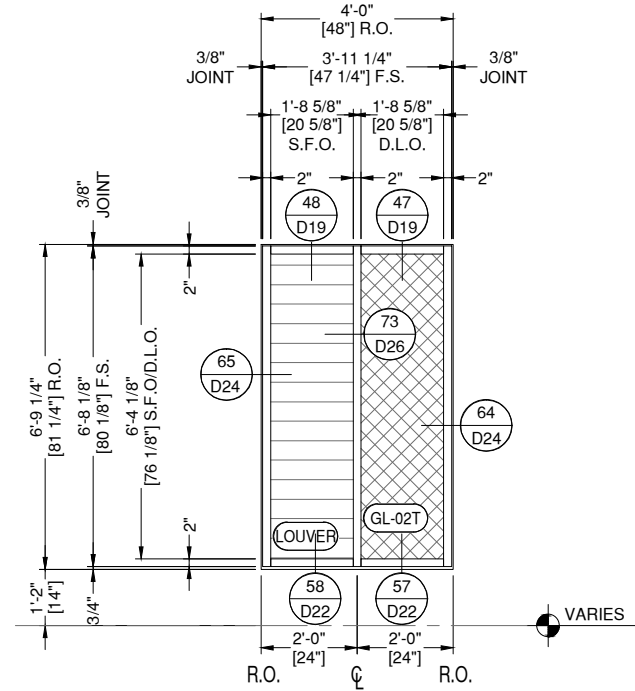
**W-09** ELEVATION W-09  
**E15** DRAWING SCALE

24x36: 1/2" = 1'-0"  
11x17: 1/4" = 1'-0"

THUS REQ'D: 1  
OPP REQ'D: 0  
TOTAL REQ'D: 1

ARCH. REF.  
W-09/A-621

KAWNEER 451T SERIES SF  
MODEL 1302G LOUVER  
FINISH: CLEAR ANODIZED



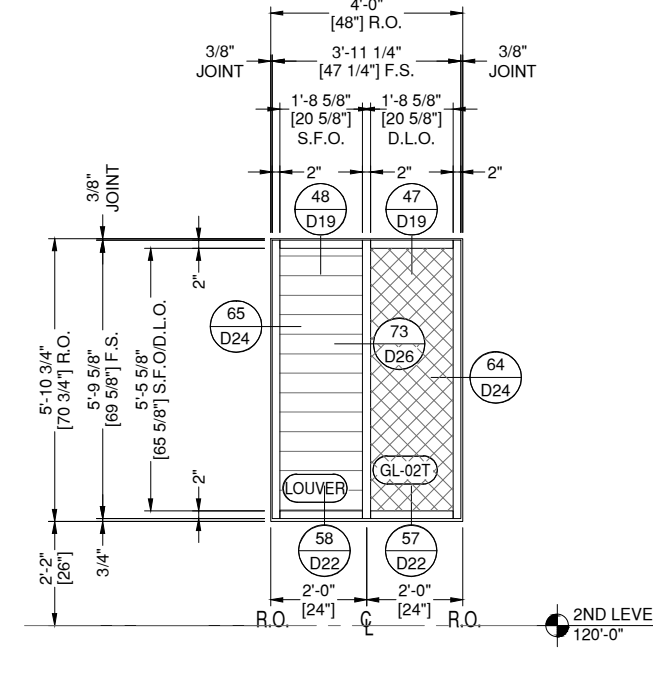
**W-10** ELEVATION W-10  
**E15** DRAWING SCALE

24x36: 1/2" = 1'-0"  
11x17: 1/4" = 1'-0"

THUS REQ'D: 2  
OPP REQ'D: 0  
TOTAL REQ'D: 2

ARCH. REF.  
W-10/A-621

KAWNEER 451T SERIES SF  
MODEL 1302G LOUVER  
FINISH: CLEAR ANODIZED



**W-11** ELEVATION W-11  
**E15** DRAWING SCALE

24x36: 1/2" = 1'-0"  
11x17: 1/4" = 1'-0"

THUS REQ'D: 1  
OPP REQ'D: 0  
TOTAL REQ'D: 1

ARCH. REF.  
W-11/A-621

KAWNEER 451T SERIES SF  
MODEL 1302G LOUVER  
FINISH: CLEAR ANODIZED

# GLAZING CONTRACTOR

999 STREET, ST  
CITY, STATE 99999  
PH: 999.999.9999



www.MPDRAFTING.com  
P: 248.522.7096  
F: 248.522.7030

## ARCHITECT:

RATIO  
101 SOUTH PENNSYLVANIA STREET  
INDIANAPOLIS, IN 46204  
P: 317.633.4040

ARCHITECT NOTE:  
ALL NOTES REQUESTING VERIFICATION,  
CONFIRMATION, OR INFORMATION THAT ARE  
NOT ANSWERED ARE ASSUMED TO BE  
CORRECT AS SHOWN ON THESE DRAWINGS.

## STAMPS/ SUBMITTALS:

REVISION	DATE
0	01.22.2025
1	02.11.2025
2	03.12.2025
3	04.16.2025
4	06.11.2025
5	09.18.2025
6	10.13.2025

PROJECT NUMBER:  
**24-425E**

PROJECT NAME:  
**BSU VILLAGE HOTEL**

SHEET DESCRIPTION:  
**ELEVATIONS**

SHEET:  
**E15**

NOTE:  
ALL DIMENSIONS TO BE FIELD  
VERIFIED PRIOR TO FABRICATION

# GLAZING CONTRACTOR

999 STREET, ST  
CITY, STATE 99999  
PH: 999.999.9999



www.MPDRAFTING.com  
P: 248.522.7096  
F: 248.522.7030

## ARCHITECT:

RATIO  
101 SOUTH PENNSYLVANIA STREET  
INDIANAPOLIS, IN 46204  
P: 317.633.4040

ARCHITECT NOTE:  
ALL NOTES REQUESTING VERIFICATION,  
CONFIRMATION, OR INFORMATION THAT ARE  
NOT ANSWERED ARE ASSUMED TO BE  
CORRECT AS SHOWN ON THESE DRAWINGS.

## STAMPS/ SUBMITTALS:

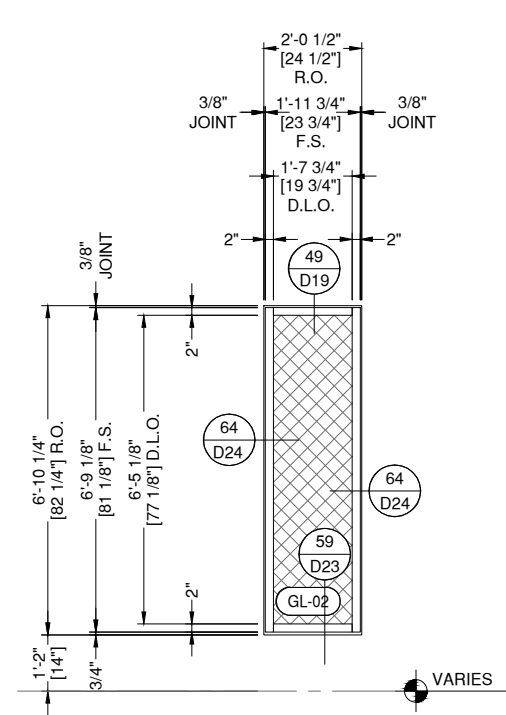
REVISION	DATE
0	01.22.2025
1	02.11.2025
2	03.12.2025
3	04.16.2025
4	06.11.2025
5	09.18.2025
6	10.13.2025

PROJECT NUMBER:  
**24-425E**

PROJECT NAME:  
**BSU VILLAGE HOTEL**

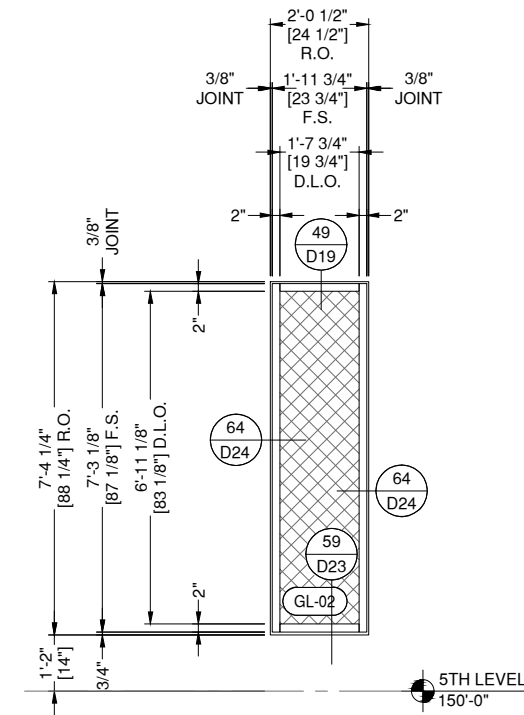
SHEET DESCRIPTION:  
**ELEVATIONS**

SHEET:  
**E16**



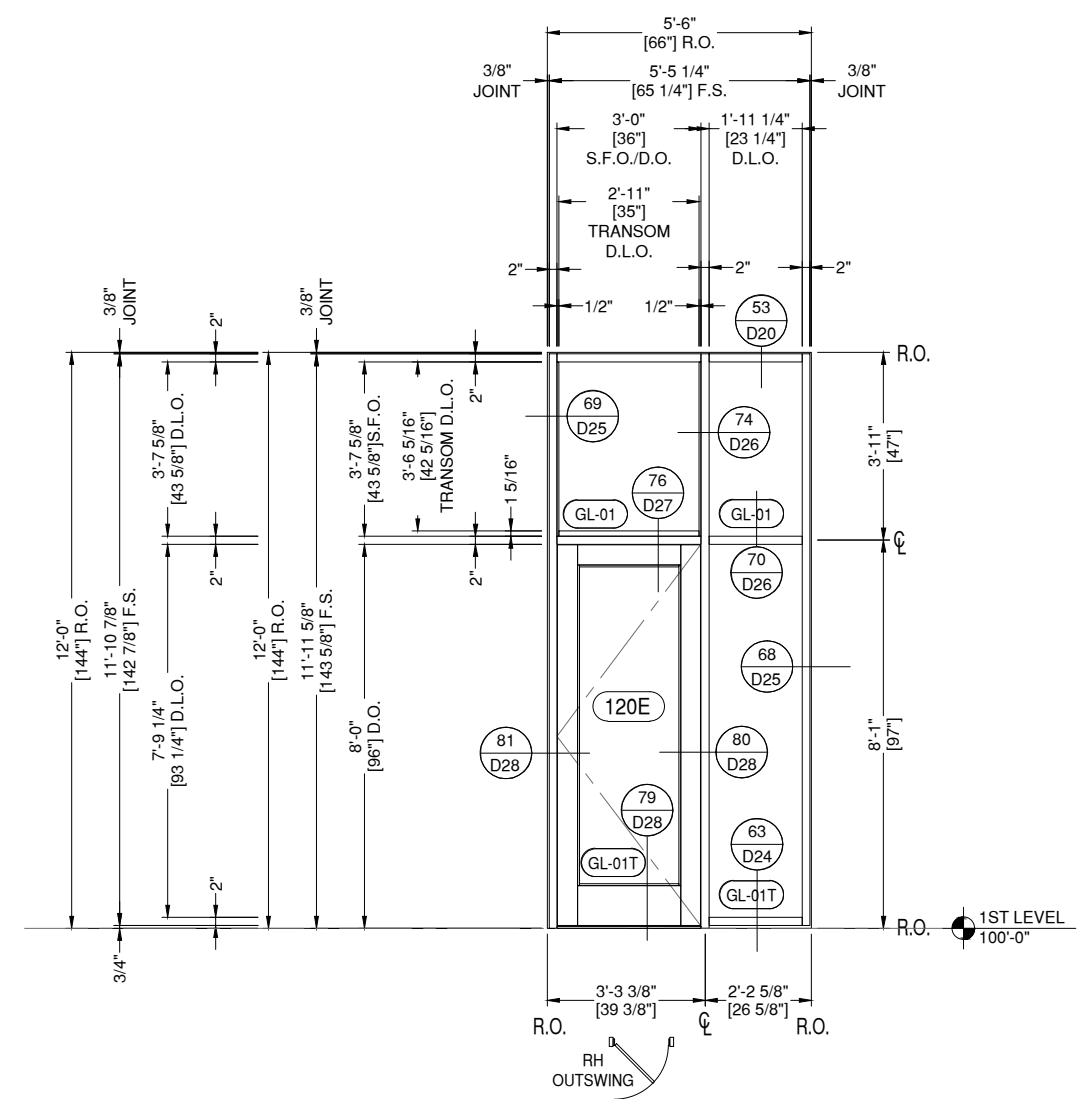
**W-12** ELEVATION W-12  
**E16** DRAWING SCALE  
24x36: 1/2" = 1'-0"  
11x17: 1/4" = 1'-0"

THUS REQ'D: 4  
OPP REQ'D: 0  
TOTAL REQ'D: 4  
ARCH. REF. W-12/A-621  
KAWNEER 451T SERIES SF  
FINISH: CLEAR ANODIZED



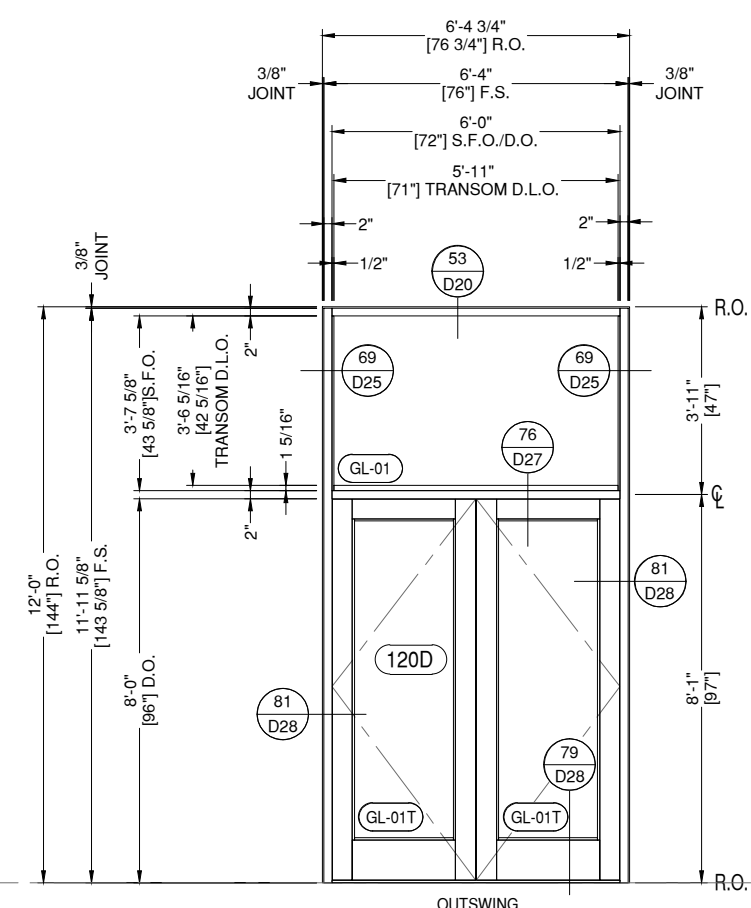
**W-13** ELEVATION W-13  
**E16** DRAWING SCALE  
24x36: 1/2" = 1'-0"  
11x17: 1/4" = 1'-0"

THUS REQ'D: 2  
OPP REQ'D: 0  
TOTAL REQ'D: 2  
ARCH. REF. W-13/A-621  
KAWNEER 451T SERIES SF  
FINISH: CLEAR ANODIZED



**SF-01** ELEVATION SF-01  
**E16** DRAWING SCALE  
24x36: 1/2" = 1'-0"  
11x17: 1/4" = 1'-0"

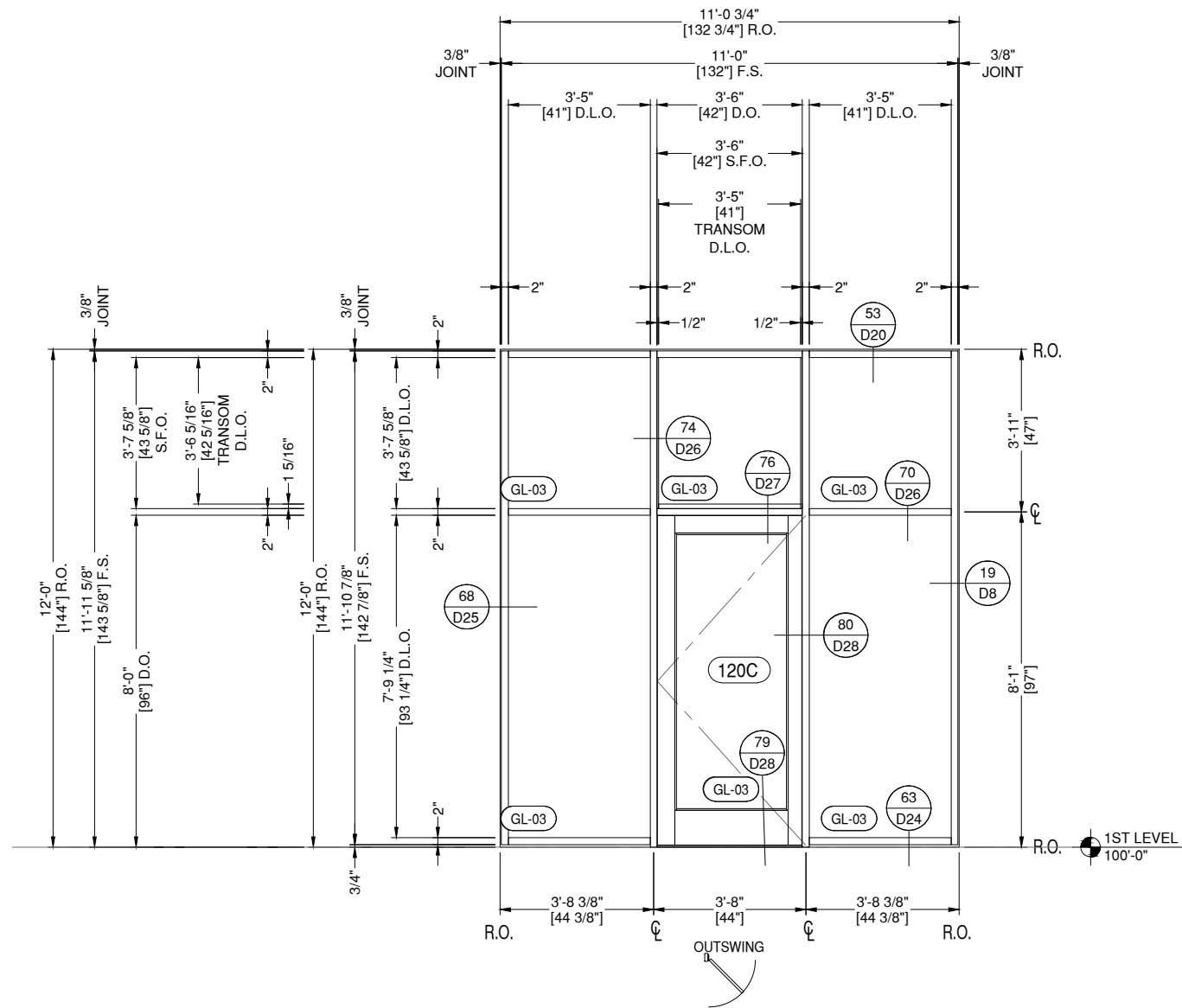
THUS REQ'D: 0  
OPP REQ'D: 0  
TOTAL REQ'D: 0  
ARCH. REF. SF-01/A-622  
KAWNEER 451T SERIES SF  
FINISH: CLEAR ANODIZED  
THERMAL WIDE STILE ENTRANCE  
HW SET: 08



**A** ELEVATION A  
**E16** DRAWING SCALE  
24x36: 1/2" = 1'-0"  
11x17: 1/4" = 1'-0"

THUS REQ'D: 1  
OPP REQ'D: 0  
TOTAL REQ'D: 1  
HW SET: 07  
KAWNEER 451T SERIES SF  
FINISH: CLEAR ANODIZED  
THERMAL WIDE STILE ENTRANCE

NOTE:  
ALL DIMENSIONS TO BE FIELD  
VERIFIED PRIOR TO FABRICATION

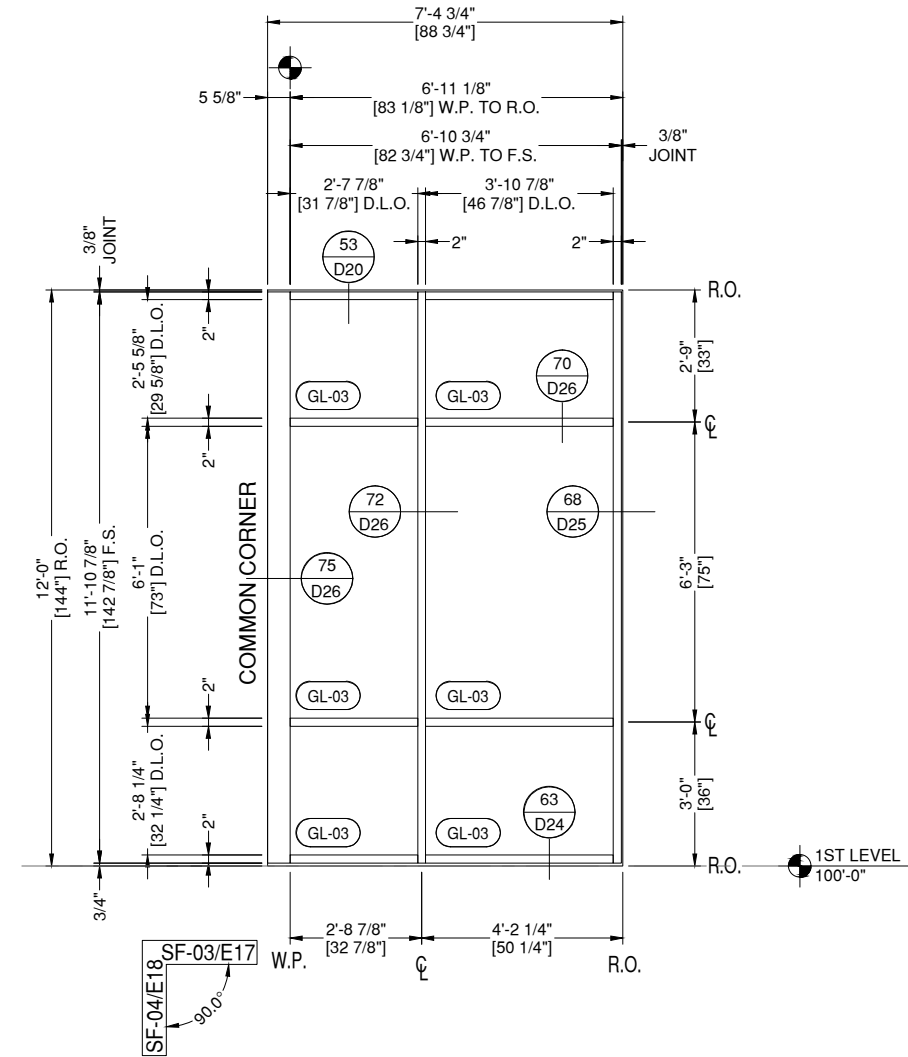


**SF-02 ELEVATION SF-02**

**E17** DRAWING SCALE  
24x36: 1/2" = 1'-0"  
11x17: 1/4" = 1'-0"

THUS REQ'D:	1	ARCH. REF.	HW SET:
OPP REQ'D:	0	SF-02/A-622	06
TOTAL REQ'D:	1		

KAWNEER 451T SERIES SF  
FINISH: CLEAR ANODIZED  
THERMAL WIDE STILE ENTRANCE



**SF-03 ELEVATION SF-03**

**E17** DRAWING SCALE  
24x36: 1/2" = 1'-0"  
11x17: 1/4" = 1'-0"

THUS REQ'D:	1	ARCH. REF.	HW SET:
OPP REQ'D:	0	SF-03/A-622	06
TOTAL REQ'D:	1		

KAWNEER 451T SERIES SF  
FINISH: CLEAR ANODIZED

# GLAZING CONTRACTOR

999 STREET, ST  
CITY, STATE 99999  
PH: 999.999.9999



www.MPDRAFTING.com  
P: 248.522.7096  
F: 248.522.7030

## ARCHITECT:

RATIO  
101 SOUTH PENNSYLVANIA STREET  
INDIANAPOLIS, IN 46204  
P: 317.633.4040

ARCHITECT NOTE:  
ALL NOTES REQUESTING VERIFICATION,  
CONFIRMATION, OR INFORMATION THAT ARE  
NOT ANSWERED ARE ASSUMED TO BE  
CORRECT AS SHOWN ON THESE DRAWINGS.

## STAMPS/ SUBMITTALS:

REVISION	DATE
0	01.22.2025
1	02.11.2025
2	03.12.2025
3	04.16.2025
4	06.11.2025
5	09.18.2025
6	10.13.2025

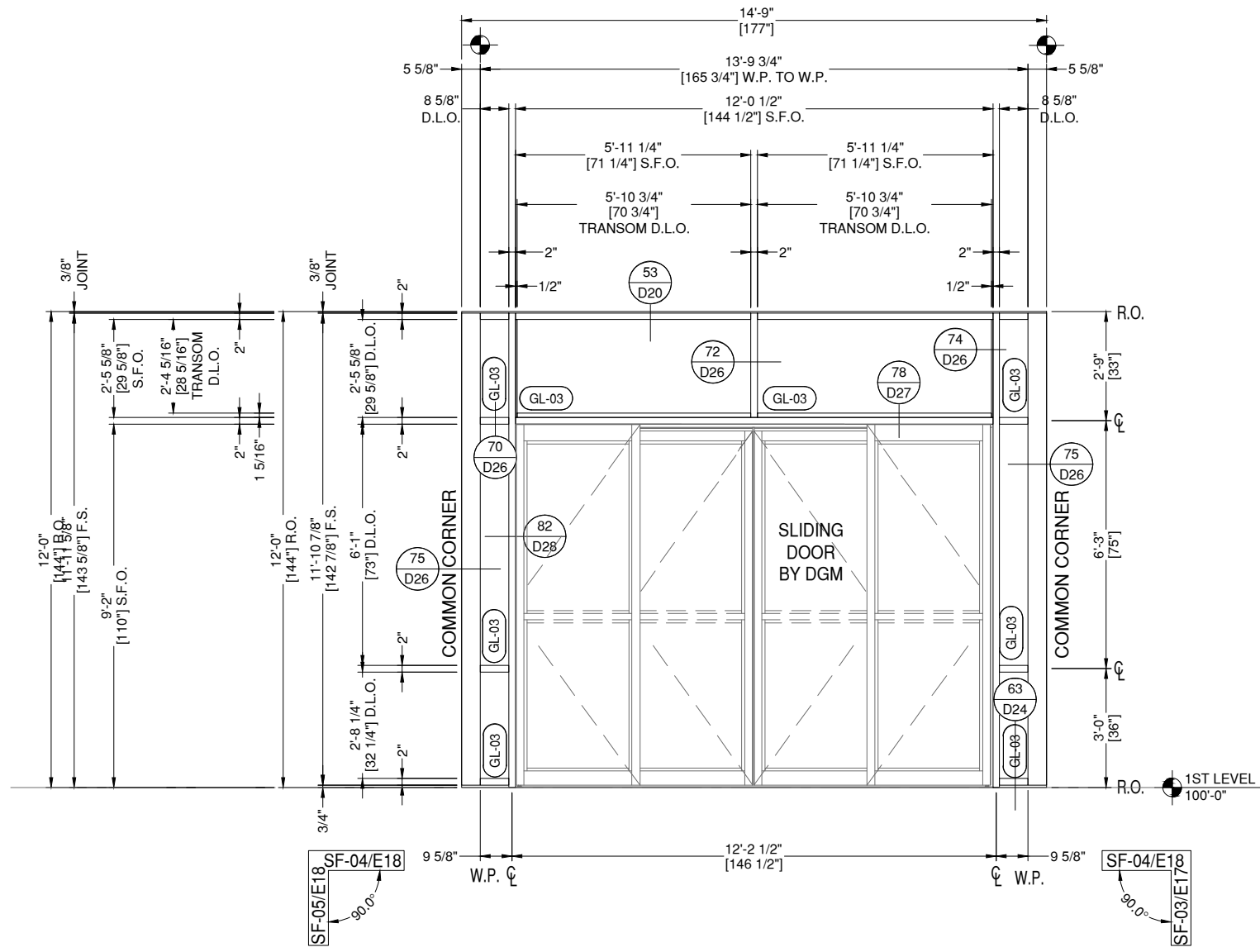
PROJECT NUMBER:  
**24-425E**

PROJECT NAME:  
**BSU VILLAGE HOTEL**

SHEET DESCRIPTION:  
**ELEVATIONS**

SHEET:  
**E17**

NOTE:  
ALL DIMENSIONS TO BE FIELD  
VERIFIED PRIOR TO FABRICATION



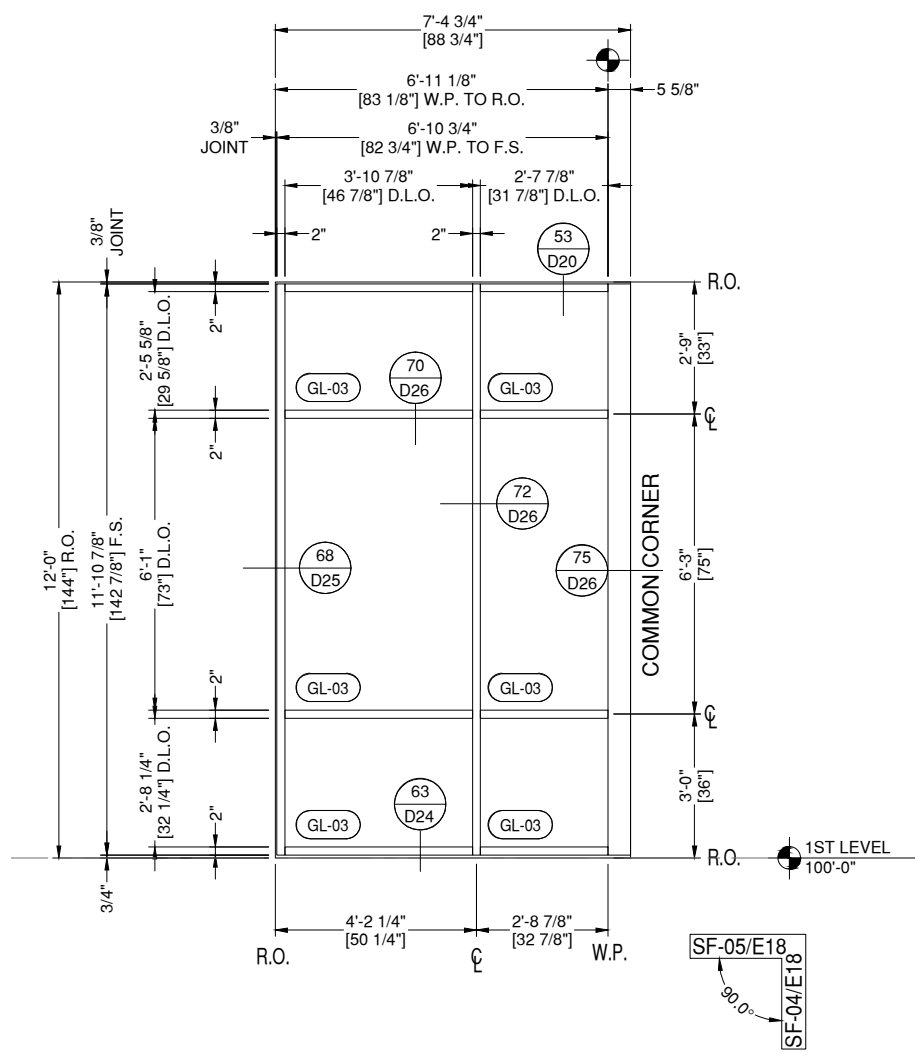
**SF-04 ELEVATION SF-04**  
**E18**  
DRAWING SCALE  
24x36: 1/2" = 1'-0"  
11x17: 1/4" = 1'-0"

THUS REQ'D: 1  
OPP REQ'D: 0  
TOTAL REQ'D: 1

ARCH. REF.  
SF-04/A-622

KAWNEER 451T SERIES SF  
FINISH: CLEAR ANODIZED

NOTE:  
R.O. ADJUSTED TO MATCH  
OPPOSING ELEVATION SF-03/E17  
PLEASE VERIFY



**SF-05 ELEVATION SF-05**  
**E18**  
DRAWING SCALE  
24x36: 1/2" = 1'-0"  
11x17: 1/4" = 1'-0"

THUS REQ'D: 1  
OPP REQ'D: 0  
TOTAL REQ'D: 1

ARCH. REF.  
SF-05/A-622

KAWNEER 451T SERIES SF  
FINISH: CLEAR ANODIZED

# GLAZING CONTRACTOR

999 STREET, ST  
CITY, STATE 99999  
PH: 999.999.9999



www.MPDRAFTING.com  
P: 248.522.7096  
F: 248.522.7030

## ARCHITECT:

RATIO  
101 SOUTH PENNSYLVANIA STREET  
INDIANAPOLIS, IN 46204  
P: 317.633.4040

ARCHITECT NOTE:  
ALL NOTES REQUESTING VERIFICATION,  
CONFIRMATION, OR INFORMATION THAT ARE  
NOT ANSWERED ARE ASSUMED TO BE  
CORRECT AS SHOWN ON THESE DRAWINGS.

## STAMPS/ SUBMITTALS:

REVISION	DATE
0	01.22.2025
1	02.11.2025
2	03.12.2025
3	04.16.2025
4	06.11.2025
5	09.18.2025
6	10.13.2025

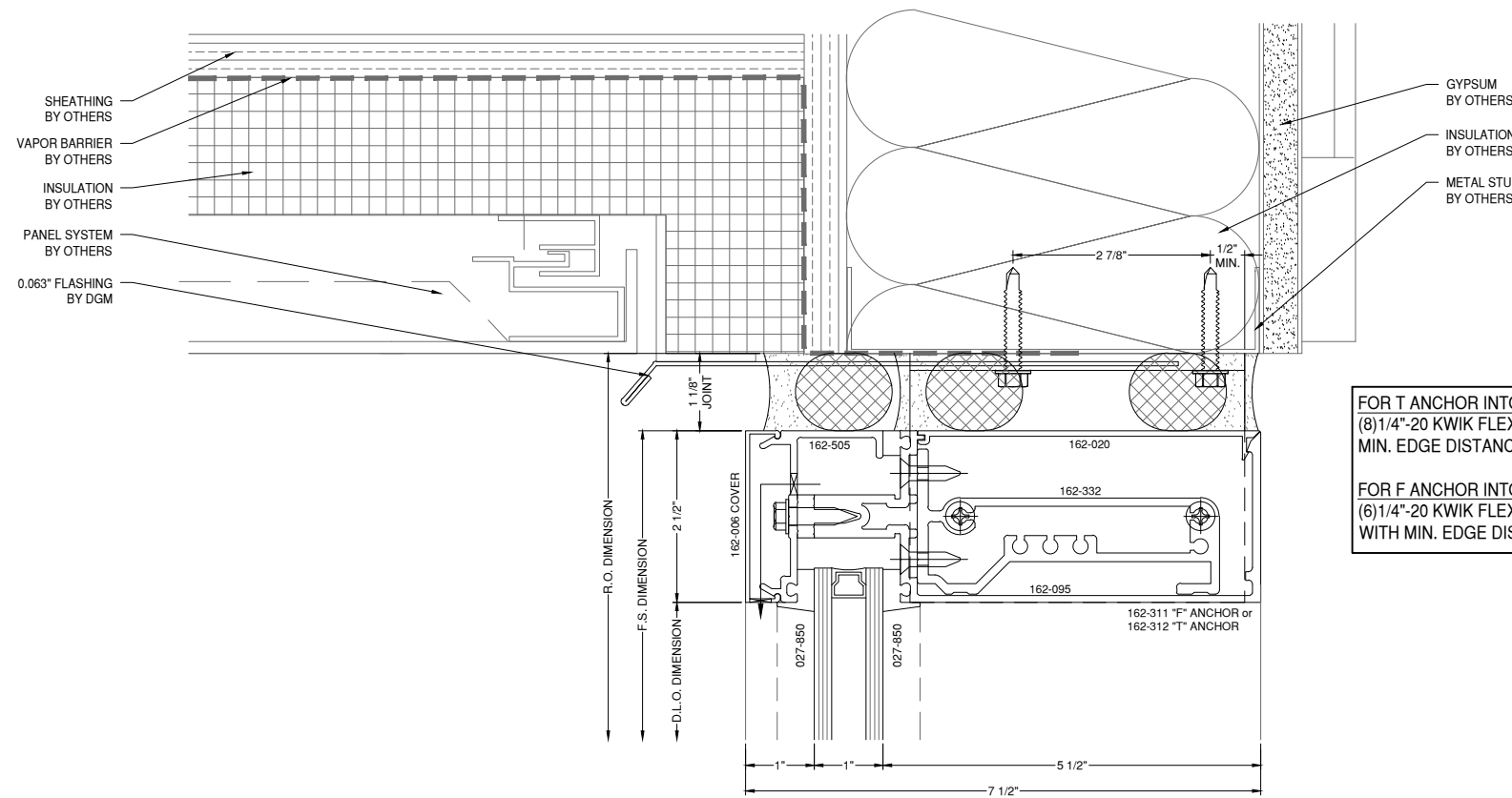
PROJECT NUMBER:  
**24-425E**

PROJECT NAME:  
**BSU VILLAGE HOTEL**

SHEET DESCRIPTION:  
**ELEVATIONS**

SHEET:  
**E18**





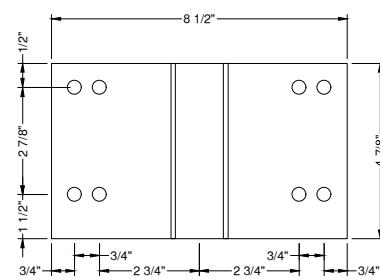
NOTE:  
FASTENERS SHOWN FOR LOCATION  
REFERENCE ONLY. FASTENER TYPE, SIZE  
AND SPACING ARE TO BE DETERMINED  
BY THE PROFESSIONAL ENGINEER.

NOTE:  
ALL DIMENSIONS TO BE FIELD  
VERIFIED PRIOR TO FABRICATION

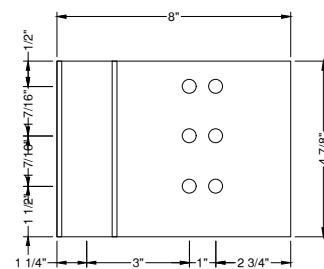
FOR T ANCHOR INTO LGM:  
(8) 1/4"-20 KWIK FLEX HH WITH  
MIN. EDGE DISTANCE OF 1/2".

FOR F ANCHOR INTO LGM:  
(6) 1/4"-20 KWIK FLEX HH  
WITH MIN. EDGE DISTANCE OF 1/2".

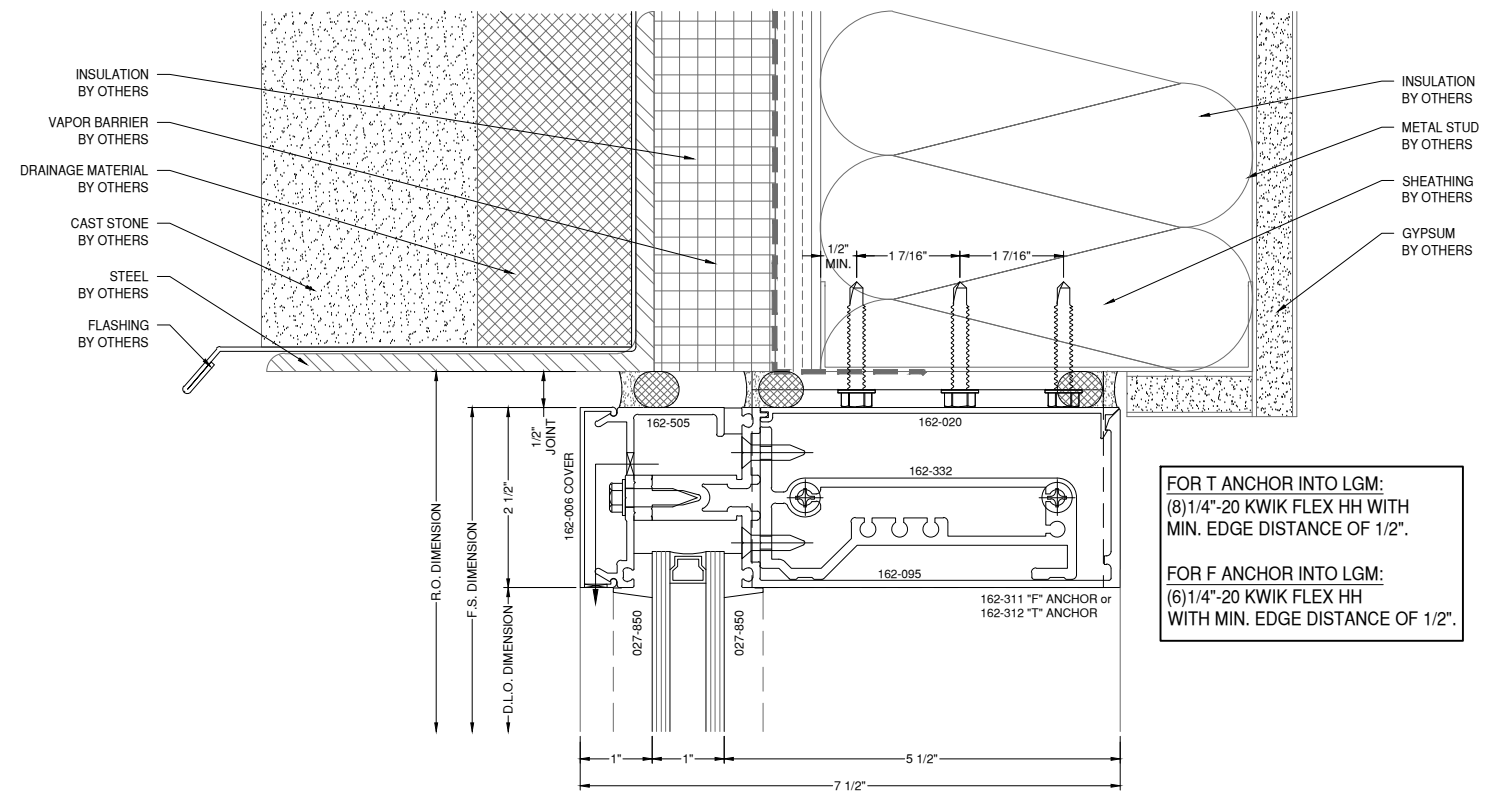
**1** **A3** **HEAD DETAIL** **1600**  
D1 A-331 **DRAWING SCALE** **7 1/2"**  
24x36: 3/4:1  
11x17: 3/8:1



T ANCHOR



F ANCHOR



FOR T ANCHOR INTO LGM:  
(8) 1/4"-20 KWIK FLEX HH WITH  
MIN. EDGE DISTANCE OF 1/2".

FOR F ANCHOR INTO LGM:  
(6) 1/4"-20 KWIK FLEX HH  
WITH MIN. EDGE DISTANCE OF 1/2".

**2** **F4** **HEAD DETAIL** **1600**  
D1 A-332 **DRAWING SCALE** **7 1/2"**  
24x36: 3/4:1  
11x17: 3/8:1

# GLAZING CONTRACTOR

999 STREET, ST  
CITY, STATE 99999  
PH: 999.999.9999



www.MPDRAFTING.com  
P: 248.522.7096  
F: 248.522.7030

## ARCHITECT:

RATIO  
101 SOUTH PENNSYLVANIA STREET  
INDIANAPOLIS, IN 46204  
P: 317.633.4040

ARCHITECT NOTE:  
ALL NOTES REQUESTING VERIFICATION,  
CONFIRMATION, OR INFORMATION THAT ARE  
NOT ANSWERED ARE ASSUMED TO BE  
CORRECT AS SHOWN ON THESE DRAWINGS.

## STAMPS/ SUBMITTALS:

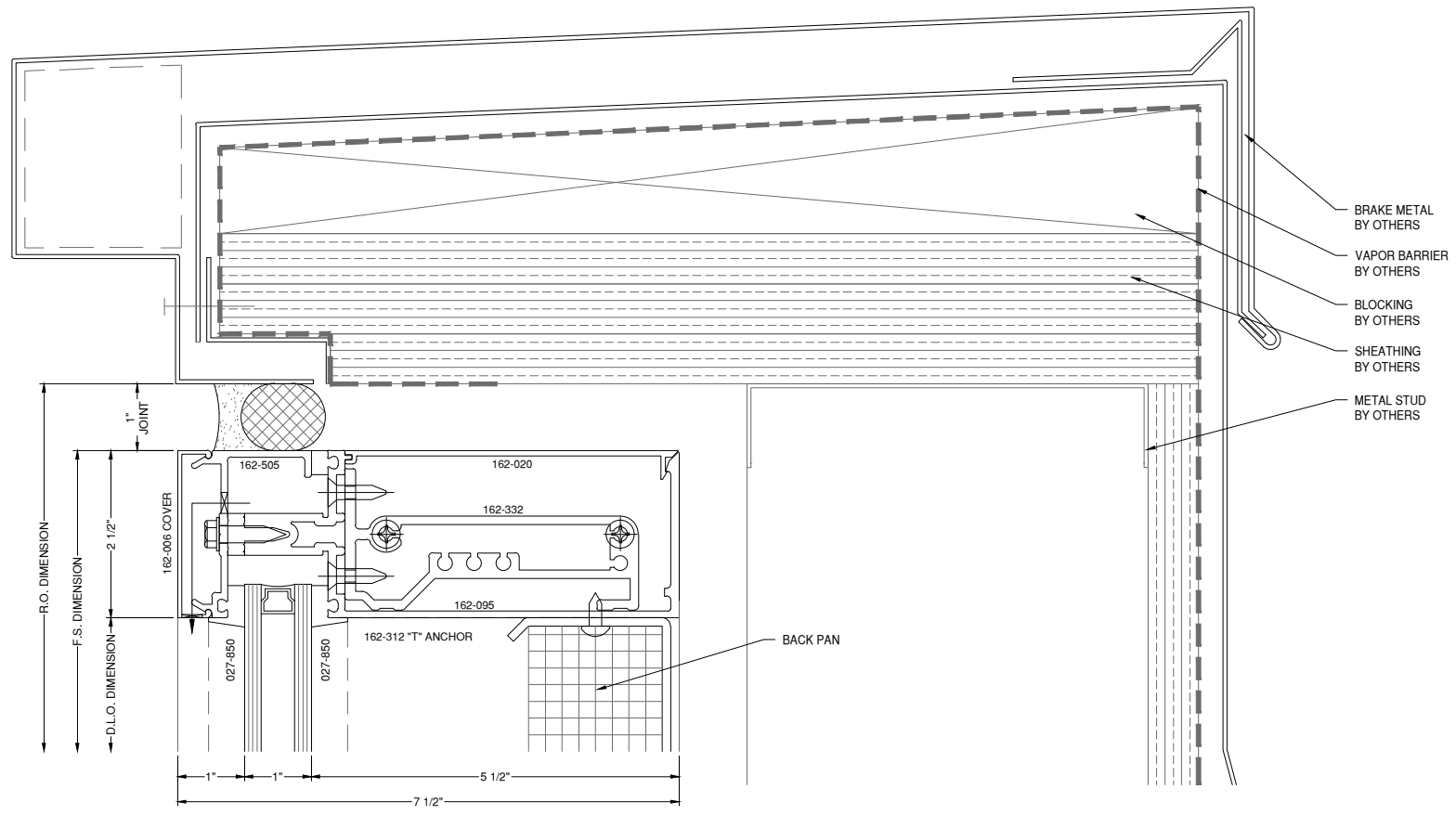
REVISION	DATE
0	01.22.2025
1	02.11.2025
2	03.12.2025
3	04.16.2025
4	06.11.2025
5	09.18.2025
6	10.13.2025

PROJECT NUMBER:  
**24-425E**

PROJECT NAME:  
**BSU VILLAGE HOTEL**

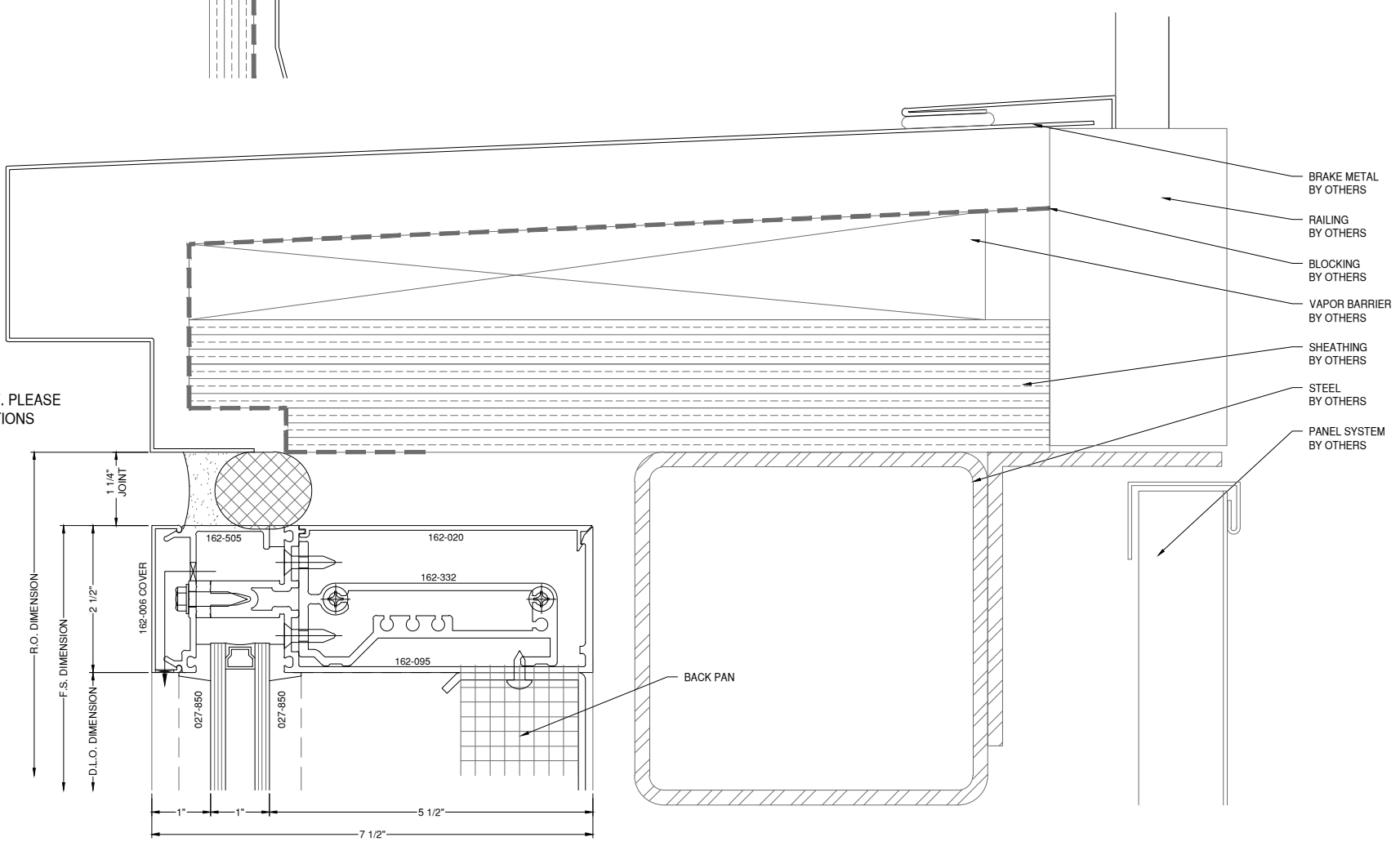
SHEET DESCRIPTION:  
**DETAILS**

SHEET:  
**D1**



**3** HEAD DETAIL  
 D2 A-352  
 DRAWING SCALE  
 24x36: 3/4:1  
 11x17: 3/8:1  
 1600  
 7 1/2"

NOTE:  
 JOINT SIZES VARY. PLEASE  
 REFER TO ELEVATIONS



**4** HEAD DETAIL  
 D2 A-353  
 DRAWING SCALE  
 24x36: 3/4:1  
 11x17: 3/8:1  
 1600  
 7 1/2"

NOTE:  
 FASTENERS SHOWN FOR LOCATION  
 REFERENCE ONLY. FASTENER TYPE, SIZE  
 AND SPACING ARE TO BE DETERMINED  
 BY THE PROFESSIONAL ENGINEER.

NOTE:  
 ALL DIMENSIONS TO BE FIELD  
 VERIFIED PRIOR TO FABRICATION

# GLAZING CONTRACTOR

999 STREET, ST  
 CITY, STATE 99999  
 PH: 999.999.9999



www.MPDRAFTING.com  
 P: 248.522.7096  
 F: 248.522.7030

## ARCHITECT:

RATIO  
 101 SOUTH PENNSYLVANIA STREET  
 INDIANAPOLIS, IN 46204  
 P: 317.633.4040

ARCHITECT NOTE:  
 ALL NOTES REQUESTING VERIFICATION,  
 CONFIRMATION, OR INFORMATION THAT ARE  
 NOT ANSWERED ARE ASSUMED TO BE  
 CORRECT AS SHOWN ON THESE DRAWINGS.

## STAMPS/ SUBMITTALS:

REVISION	DATE
0	01.22.2025
1	02.11.2025
2	03.12.2025
3	04.16.2025
4	06.11.2025
5	09.18.2025
6	10.13.2025

PROJECT NUMBER:  
**24-425E**

PROJECT NAME:  
**BSU VILLAGE HOTEL**

SHEET DESCRIPTION:  
**DETAILS**

SHEET:  
**D2**

# DETAIL REMOVED

NOTE:  
ALL DIMENSIONS TO BE FIELD  
VERIFIED PRIOR TO FABRICATION

## GLAZING CONTRACTOR

999 STREET, ST  
CITY, STATE 99999  
PH: 999.999.9999

**MP** drafting  
& design

www.MPDRAFTING.com  
P: 248.522.7096  
F: 248.522.7030

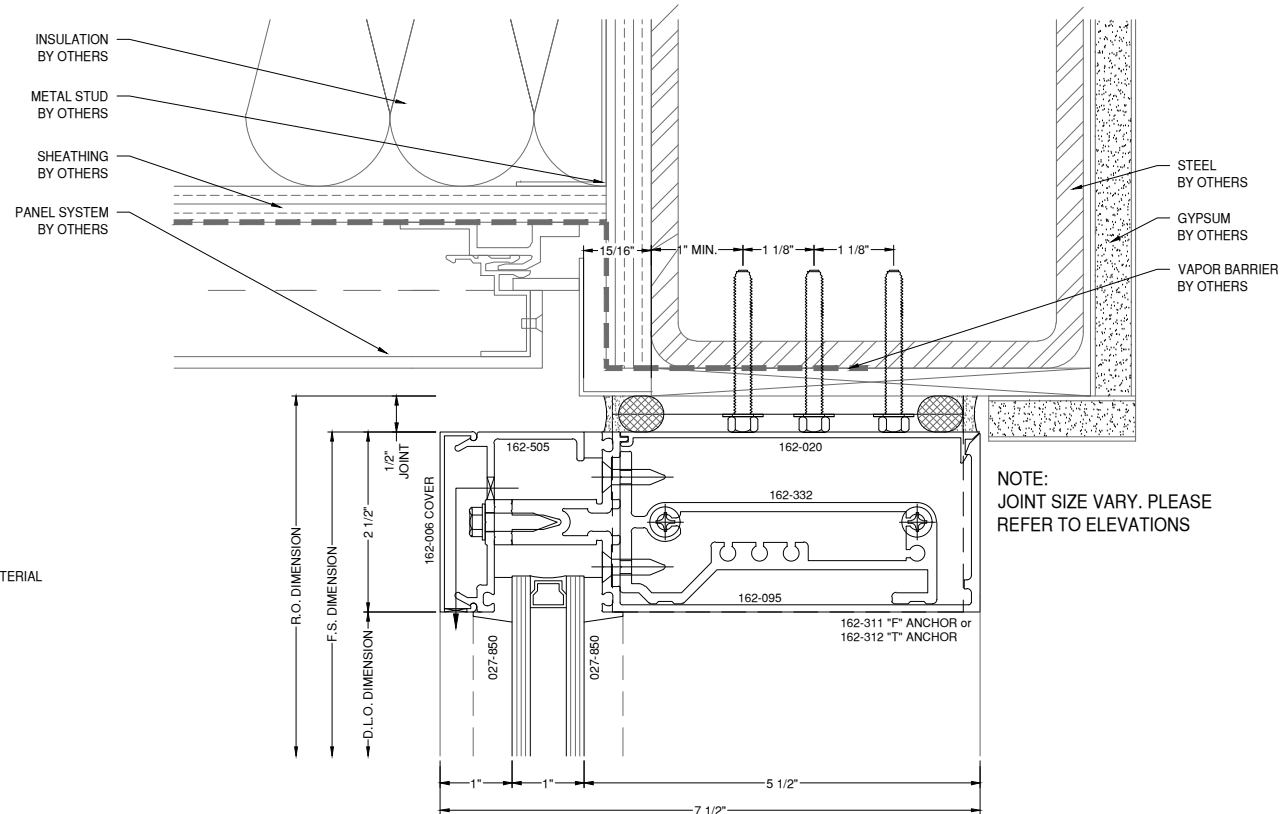
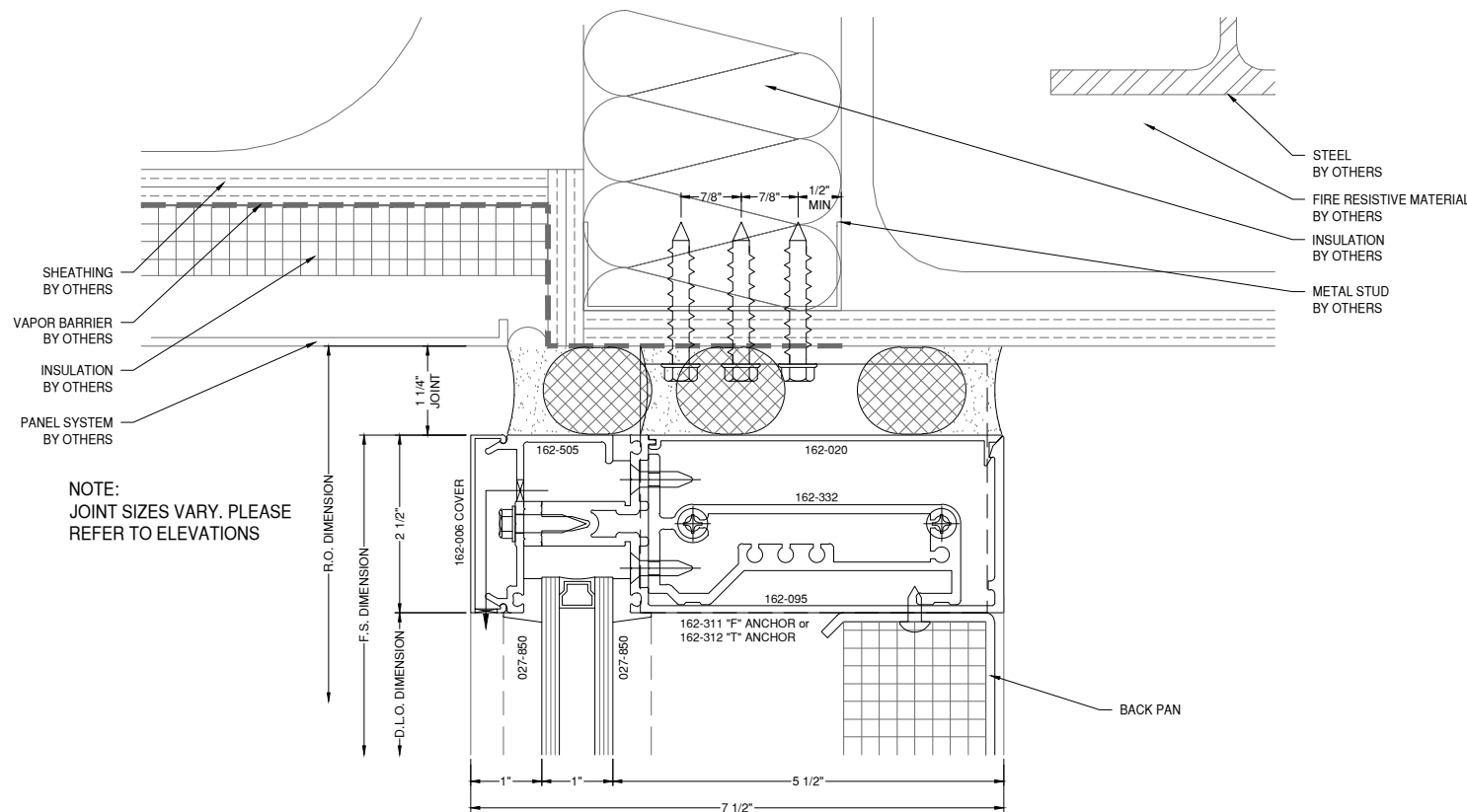
### ARCHITECT:

RATIO  
101 SOUTH PENNSYLVANIA STREET  
INDIANAPOLIS, IN 46204  
P: 317.633.4040

ARCHITECT NOTE:  
ALL NOTES REQUESTING VERIFICATION,  
CONFIRMATION, OR INFORMATION THAT ARE  
NOT ANSWERED ARE ASSUMED TO BE  
CORRECT AS SHOWN ON THESE DRAWINGS.

### STAMPS/ SUBMITTALS:

**5** A3 HEAD DETAIL  
D3 A-353 DRAWING SCALE 1600  
24x36: 3/4:1 10 1/2"  
11x17: 3/8:1

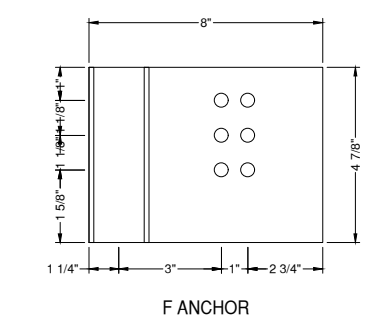
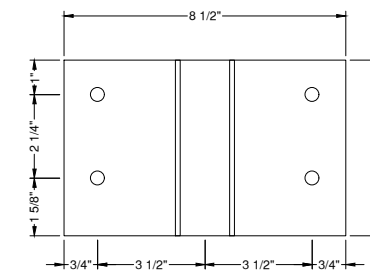


**6** C1 HEAD DETAIL  
D3 A-350 DRAWING SCALE 1600  
24x36: 3/4:1 7 1/2"  
11x17: 3/8:1

FOR T ANCHOR INTO STEEL:  
(4) 1/4"-20 KWIK FLEX HH WITH  
MIN. EDGE DISTANCE OF 1".

FOR F ANCHOR INTO STEEL:  
(6) 1/4"-20 KWIK FLEX HH WITH  
MIN. EDGE DISTANCE OF 1/2".

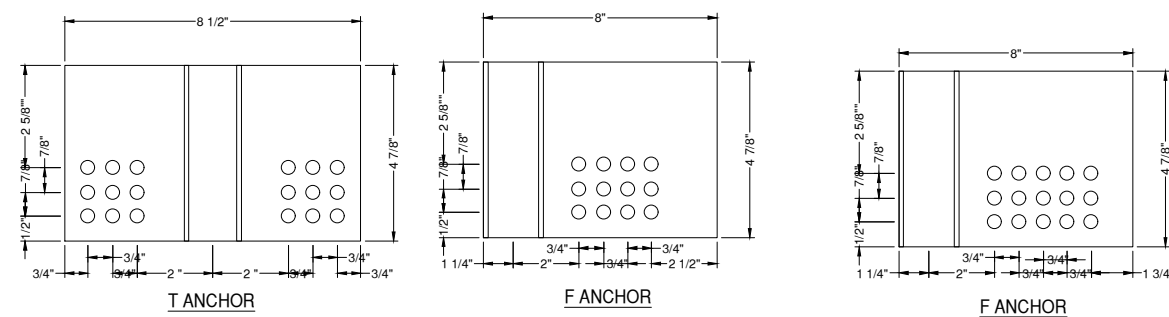
FOR CORNER ANCHOR INTO STEEL:  
(4) 1/4"-20 KWIK FLEX HH WITH  
MIN. EDGE DISTANCE OF 1".



FOR T ANCHOR INTO LGM:  
(18) 1/4"-20 KWIK FLEX HH WITH  
MIN. EDGE DISTANCE OF 1/2".

FOR F ANCHOR INTO LGM:  
(12) 1/4"-20 KWIK FLEX HH WITH  
MIN. EDGE DISTANCE OF 1/2".

FOR CORNER ANCHOR INTO LGM:  
(4) 1/4"-20 KWIK FLEX HH WITH  
MIN. EDGE DISTANCE OF 3/4".



REVISION	DATE
0	01.22.2025
1	02.11.2025
2	03.12.2025
3	04.16.2025
4	06.11.2025
5	09.18.2025
6	10.13.2025

PROJECT NUMBER:  
**24-425E**

PROJECT NAME:  
**BSU VILLAGE HOTEL**

SHEET DESCRIPTION:  
**DETAILS**

SHEET:  
**D3**

# GLAZING CONTRACTOR

999 STREET, ST  
CITY, STATE 99999

PH: 999.999.9999

**MP** drafting  
& design

www.MPDRAFTING.com

P: 248.522.7096

F: 248.522.7030

## ARCHITECT:

RATIO

101 SOUTH PENNSYLVANIA STREET  
INDIANAPOLIS, IN 46204  
P: 317.633.4040

ARCHITECT NOTE:  
ALL NOTES REQUESTING VERIFICATION,  
CONFIRMATION, OR INFORMATION THAT ARE  
NOT ANSWERED ARE ASSUMED TO BE  
CORRECT AS SHOWN ON THESE DRAWINGS.

## STAMPS/ SUBMITTALS:

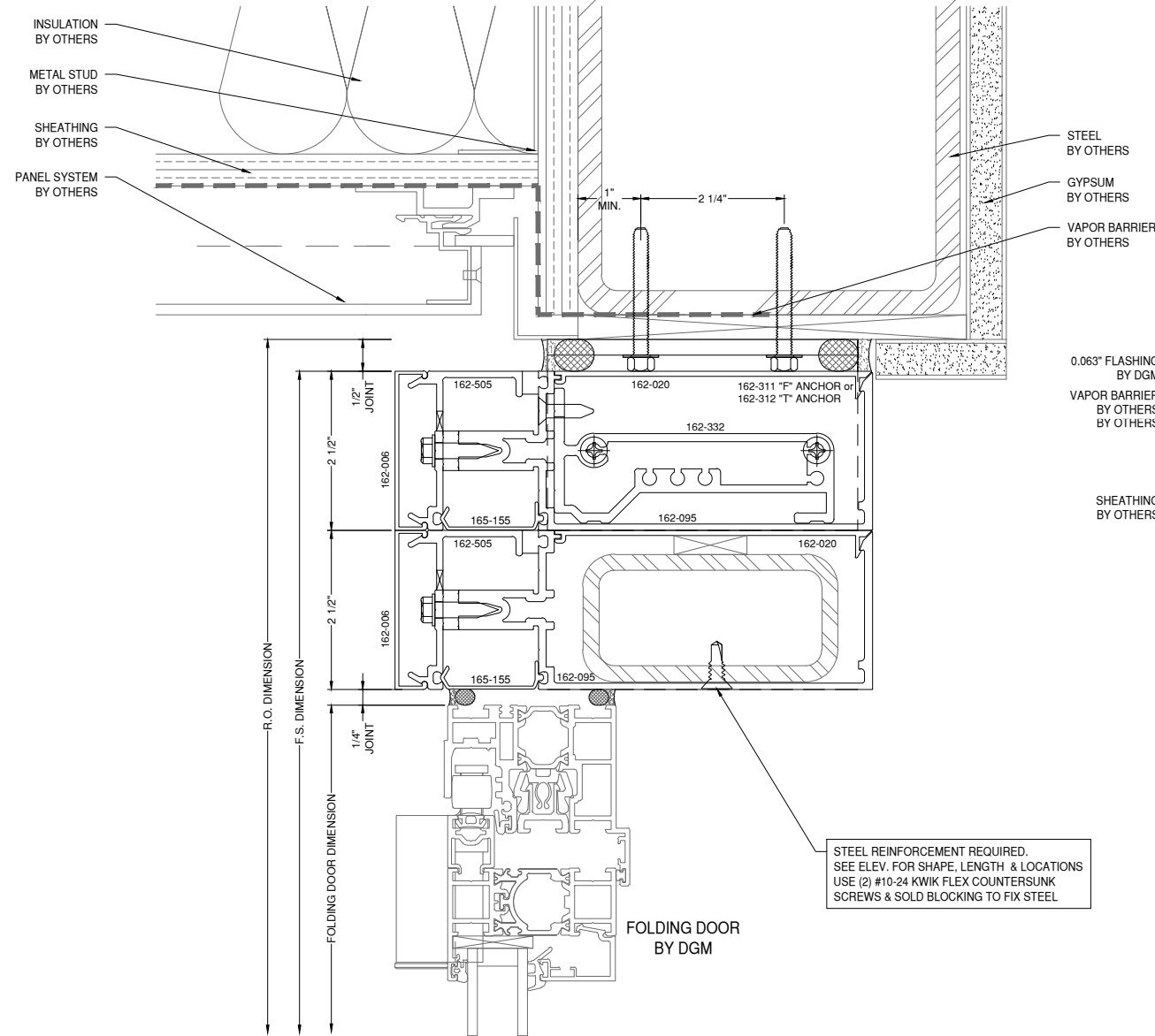
REVISION	DATE
0	01.22.2025
1	02.11.2025
2	03.12.2025
3	04.16.2025
4	06.11.2025
5	09.18.2025
6	10.13.2025

PROJECT NUMBER:  
**24-425E**

PROJECT NAME:  
**BSU VILLAGE HOTEL**

SHEET DESCRIPTION:  
**DETAILS**

SHEET:  
**D4**

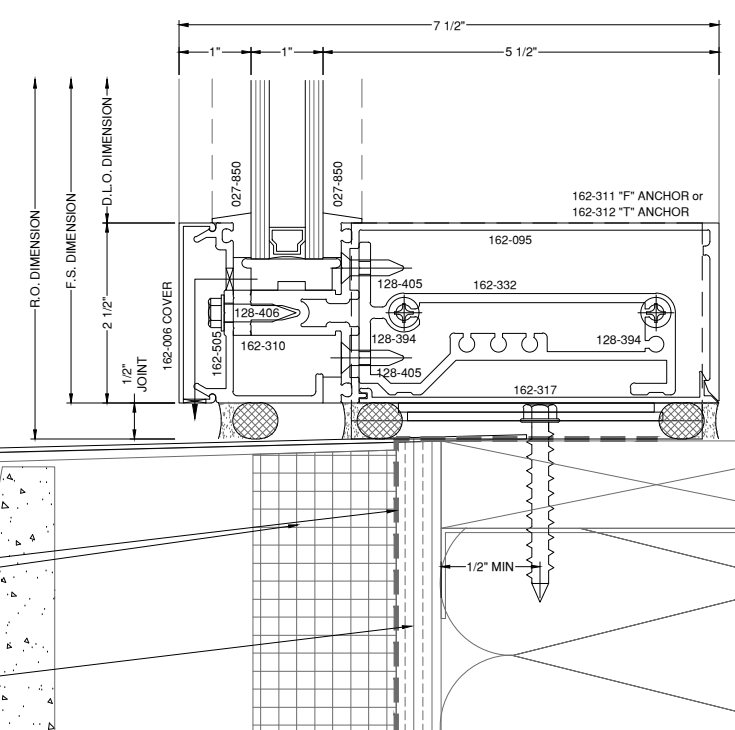


STEEL BY OTHERS  
GYPSUM BY OTHERS  
VAPOR BARRIER BY OTHERS

0.063" FLASHING BY DGM  
VAPOR BARRIER BY OTHERS  
SHEATHING BY OTHERS

STEEL REINFORCEMENT REQUIRED.  
SEE ELEV. FOR SHAPE, LENGTH & LOCATIONS  
USE (2) #10-24 KWIK FLEX COUNTERSUNK  
SCREWS & SOLD BLOCKING TO FIX STEEL

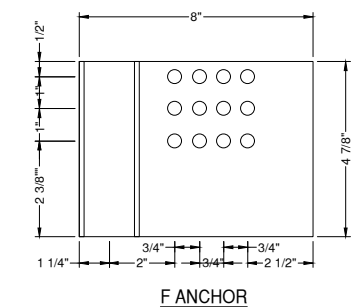
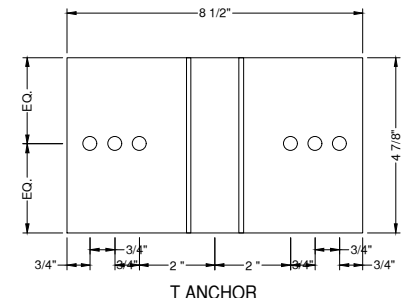
DETAIL REMOVED



FOR T ANCHOR INTO LGM:  
(6) 1/4"-20 KWIK FLEX HH WITH  
MIN. EDGE DISTANCE OF 1/2".

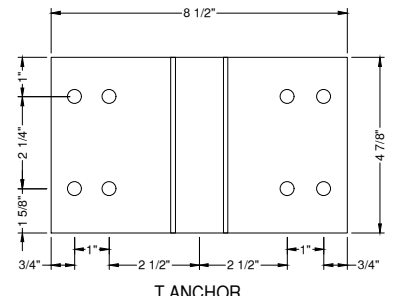
FOR F ANCHOR INTO LGM:  
(12) 1/4"-20 KWIK FLEX HH WITH  
MIN. EDGE DISTANCE OF 1/2".

**8** C4  
D4 A-352  
**SILL DETAIL**  
DRAWING SCALE  
24x36: 3/4:1  
11x17: 3/8:1  
**1600**  
7 1/2"



**7** C1  
D4 A-350  
**HEAD DETAIL**  
DRAWING SCALE  
24x36: 3/4:1  
11x17: 3/8:1  
**1600**  
7 1/2"  
DOOR BY DGM

FOR T ANCHOR INTO STEEL:  
(8) 1/4"-20 KWIK FLEX HH WITH  
MIN. EDGE DISTANCE OF 1".



NOTE:  
ALL DIMENSIONS TO BE FIELD  
VERIFIED PRIOR TO FABRICATION

**9** D6  
D4 A-351  
**SILL DETAIL**  
DRAWING SCALE  
24x36: 3/4:1  
11x17: 3/8:1  
**1600**  
10 1/2"

DETAIL REMOVED

NOTE:  
FASTENERS SHOWN FOR LOCATION  
REFERENCE ONLY. FASTENER TYPE, SIZE  
AND SPACING ARE TO BE DETERMINED  
BY THE PROFESSIONAL ENGINEER.

NOTE:  
ALL DIMENSIONS TO BE FIELD  
VERIFIED PRIOR TO FABRICATION

## GLAZING CONTRACTOR

999 STREET, ST  
CITY, STATE 99999

PH: 999.999.9999

MP

drafting  
& design

www.MPDRAFTING.com

P: 248.522.7096  
F: 248.522.7030

**ARCHITECT:**

RATIO

101 SOUTH PENNSYLVANIA STREET  
INDIANAPOLIS, IN 46204  
P: 317.633.4040

ARCHITECT NOTE:  
ALL NOTES REQUESTING VERIFICATION,  
CONFIRMATION, OR INFORMATION THAT ARE  
NOT ANSWERED ARE ASSUMED TO BE  
CORRECT AS SHOWN ON THESE DRAWINGS.

### STAMPS/ SUBMITTALS:

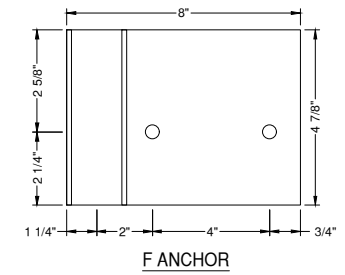
REVISION	DATE
0	01.22.2025
1	02.11.2025
2	03.12.2025
3	04.16.2025
4	06.11.2025
5	09.18.2025
6	10.13.2025

PROJECT NUMBER:  
**24-425E**

PROJECT NAME:  
**BSU VILLAGE HOTEL**

SHEET DESCRIPTION:  
**DETAILS**

SHEET:  
**D5**

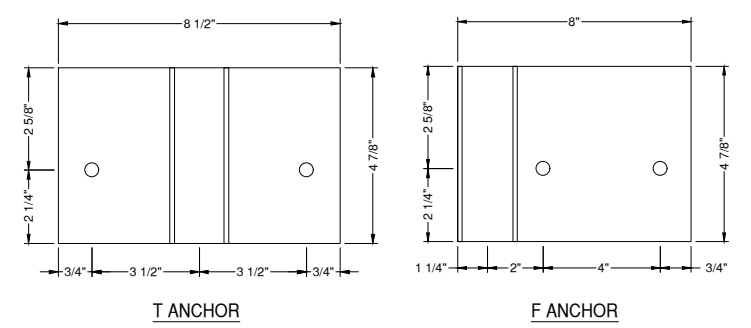


**FOR T ANCHOR INTO CONCRETE:**  
(2) 3/8" KWIK HUS-EZ ANCHORS WITH NOMINAL EMBEDMENT OF 2 1/2", SPACED 7" O.C.

**FOR F ANCHOR INTO CONCRETE:**  
(2) 1/2" KWIK HUS-EZ ANCHORS WITH NOMINAL EMBEDMENT OF 4 1/4", SPACED 4" O.C.

**FOR CORNER ANCHOR INTO CONCRETE:**  
(2) 3/8" KWIK HUS-EZ ANCHORS WITH NOMINAL EMBEDMENT OF 2 1/2", SPACED 7" O.C.

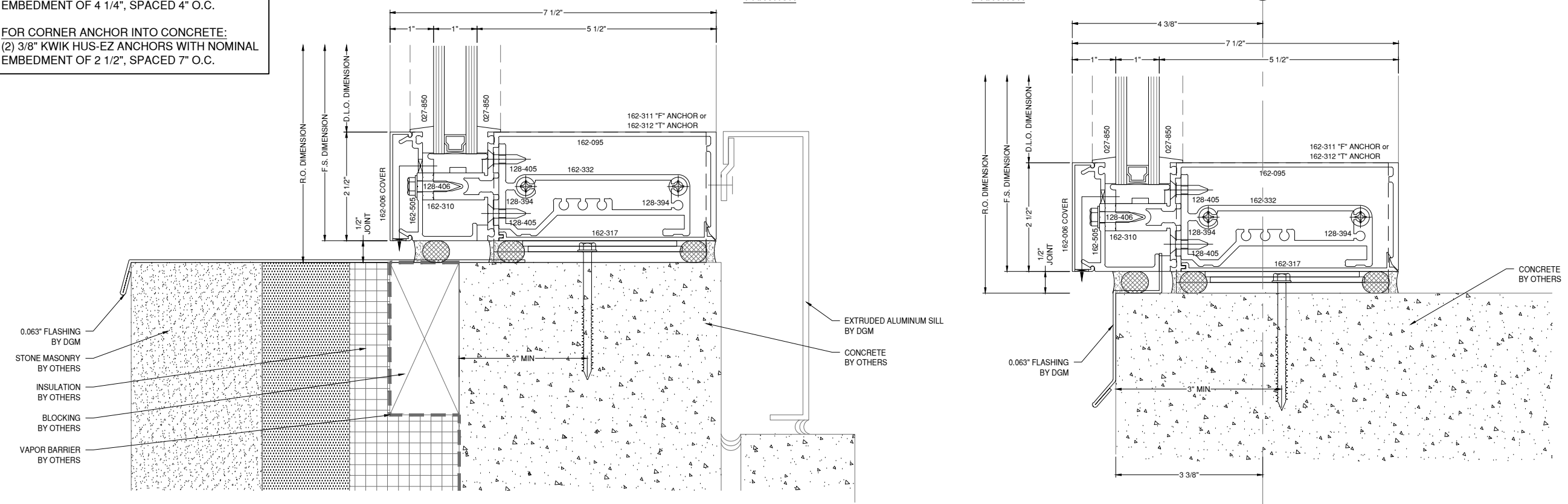
10 SILL DETAIL 1600  
D5 A-353 DRAWING SCALE 24x36: 3/4:1 11x17: 3/8:1 10 1/2"



**FOR T ANCHOR INTO CONCRETE:**  
(2) 3/8" KWIK HUS-EZ ANCHORS WITH NOMINAL EMBEDMENT OF 2 1/2", SPACED 7" O.C.

**FOR F ANCHOR INTO CONCRETE:**  
(2) 1/2" KWIK HUS-EZ ANCHORS WITH NOMINAL EMBEDMENT OF 4 1/4", SPACED 4" O.C.

**FOR CORNER ANCHOR INTO CONCRETE:**  
(2) 3/8" KWIK HUS-EZ ANCHORS WITH NOMINAL EMBEDMENT OF 2 1/2", SPACED 7" O.C.

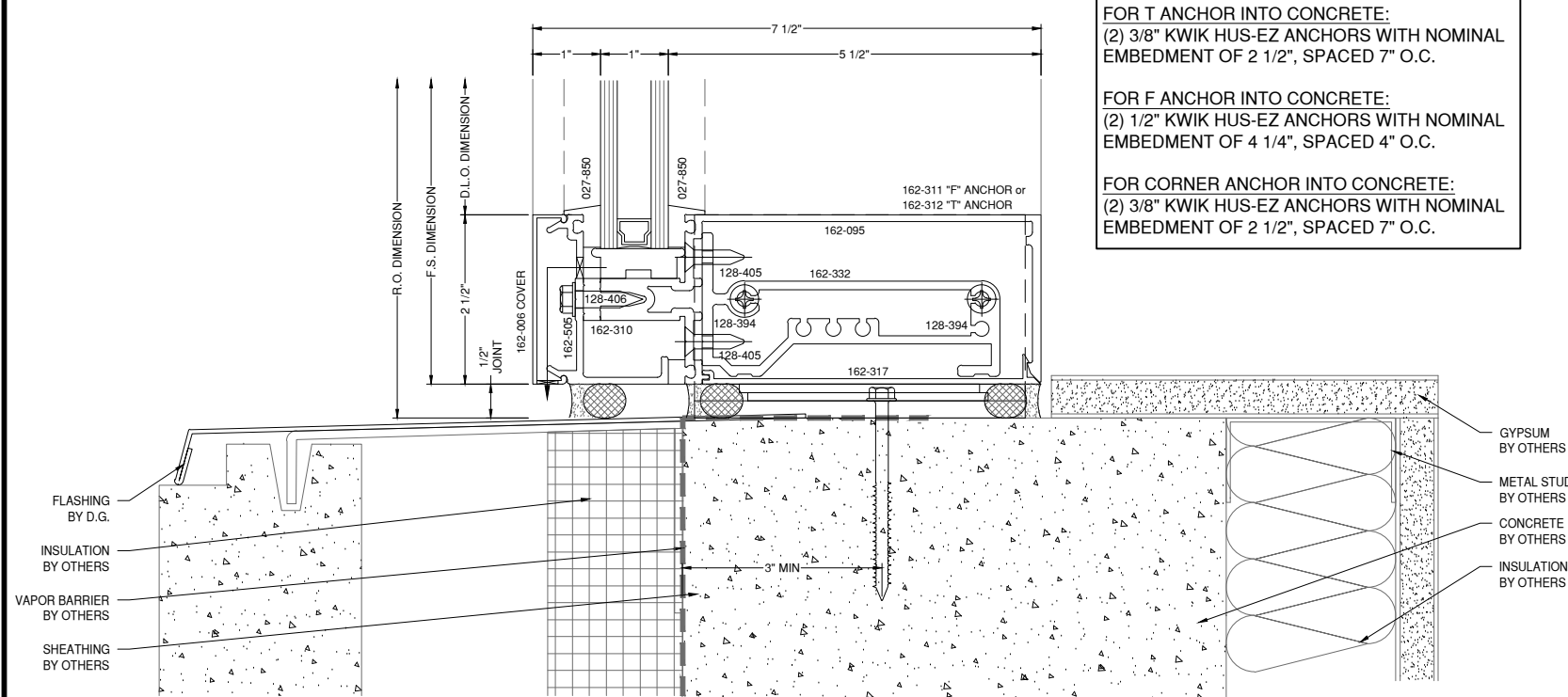


11 SILL DETAIL 1600  
D5 A-351 DRAWING SCALE 24x36: 3/4:1 11x17: 3/8:1 7 1/2"

12 SILL DETAIL 1600  
D5 A-352 DRAWING SCALE 24x36: 3/4:1 11x17: 3/8:1 7 1/2"

NOTE:  
FASTENERS SHOWN FOR LOCATION  
REFERENCE ONLY. FASTENER TYPE, SIZE  
AND SPACING ARE TO BE DETERMINED  
BY THE PROFESSIONAL ENGINEER.

NOTE:  
ALL DIMENSIONS TO BE FIELD  
VERIFIED PRIOR TO FABRICATION

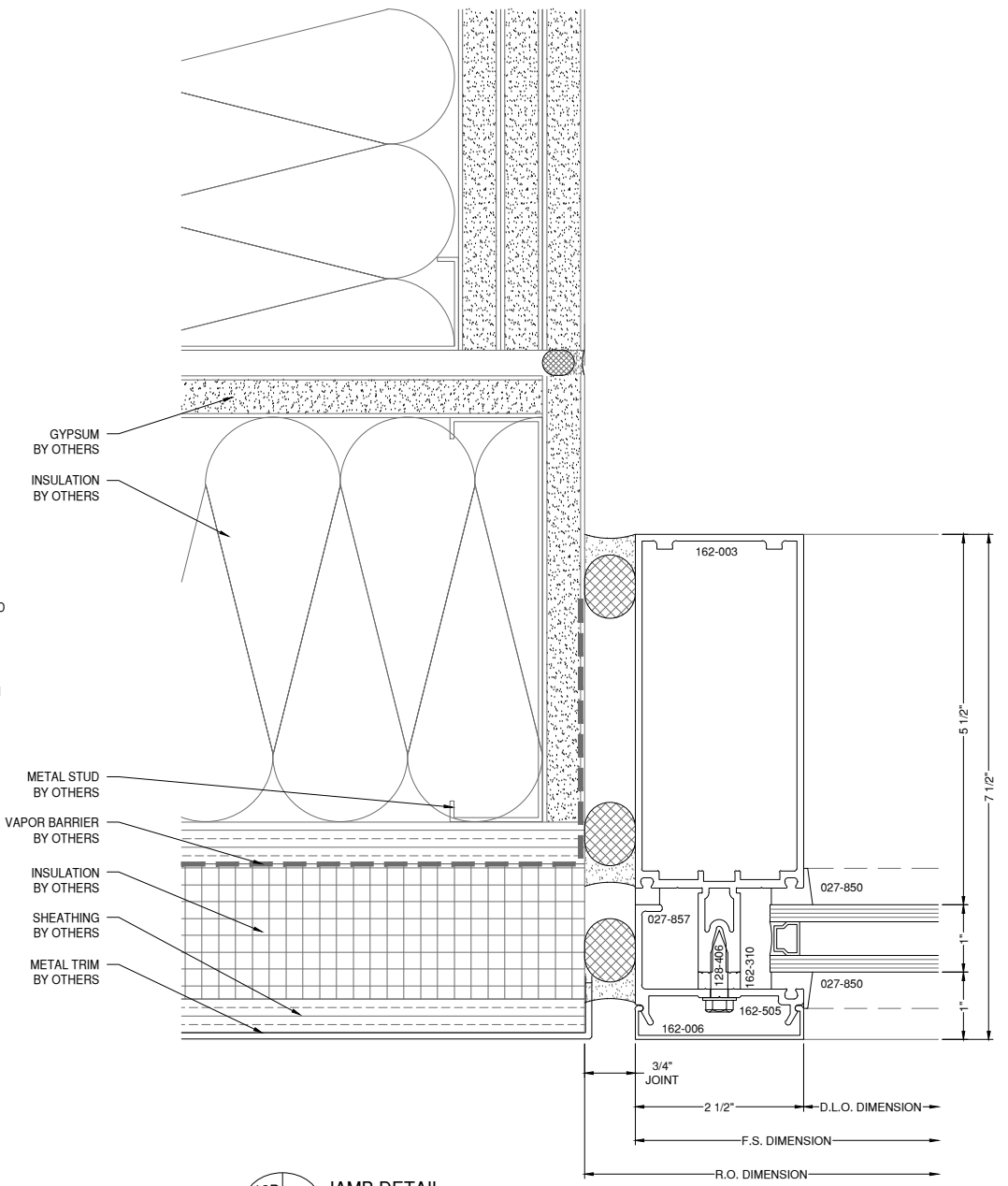
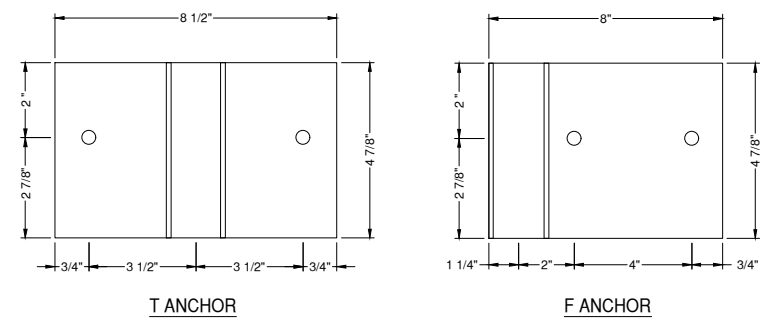


**FOR T ANCHOR INTO CONCRETE:**  
(2) 3/8" KWIK HUS-EZ ANCHORS WITH NOMINAL  
EMBEDMENT OF 2 1/2", SPACED 7" O.C.

**FOR F ANCHOR INTO CONCRETE:**  
(2) 1/2" KWIK HUS-EZ ANCHORS WITH NOMINAL  
EMBEDMENT OF 4 1/4", SPACED 4" O.C.

**FOR CORNER ANCHOR INTO CONCRETE:**  
(2) 3/8" KWIK HUS-EZ ANCHORS WITH NOMINAL  
EMBEDMENT OF 2 1/2", SPACED 7" O.C.

**12A** C6 **SILL DETAIL** 1600  
D5A A-353  
DRAWING SCALE  
24x36: 3/4:1  
11x17: 3/8:1  
7 1/2"



**12B** F1 **JAMB DETAIL** 1600  
D5A A-362  
DRAWING SCALE  
24x36: 3/4:1  
11x17: 3/8:1  
7 1/2"

# GLAZING CONTRACTOR

999 STREET, ST  
CITY, STATE 99999  
PH: 999.999.9999



www.MPDRAFTING.com  
P: 248.522.7096  
F: 248.522.7030

## ARCHITECT:

RATIO  
101 SOUTH PENNSYLVANIA STREET  
INDIANAPOLIS, IN 46204  
P: 317.633.4040

ARCHITECT NOTE:  
ALL NOTES REQUESTING VERIFICATION,  
CONFIRMATION, OR INFORMATION THAT ARE  
NOT ANSWERED ARE ASSUMED TO BE  
CORRECT AS SHOWN ON THESE DRAWINGS.

## STAMPS/ SUBMITTALS:

REVISION	DATE
0	01.22.2025
1	02.11.2025
2	03.12.2025
3	04.16.2025
4	06.11.2025
5	09.18.2025
6	10.13.2025

PROJECT NUMBER:  
**24-425E**

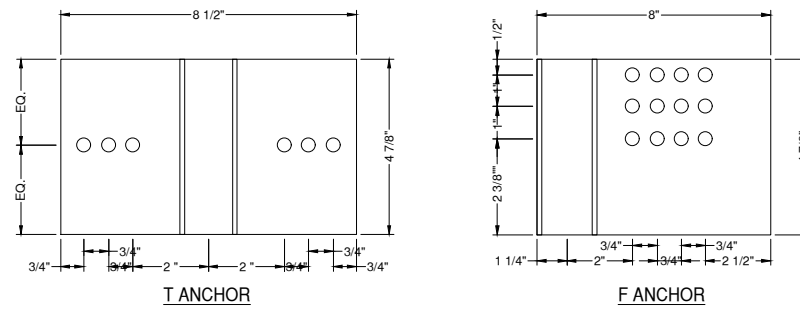
PROJECT NAME:  
**BSU VILLAGE HOTEL**

SHEET DESCRIPTION:  
**DETAILS**

SHEET:  
**D5A**

NOTE:  
FASTENERS SHOWN FOR LOCATION  
REFERENCE ONLY. FASTENER TYPE, SIZE  
AND SPACING ARE TO BE DETERMINED  
BY THE PROFESSIONAL ENGINEER.

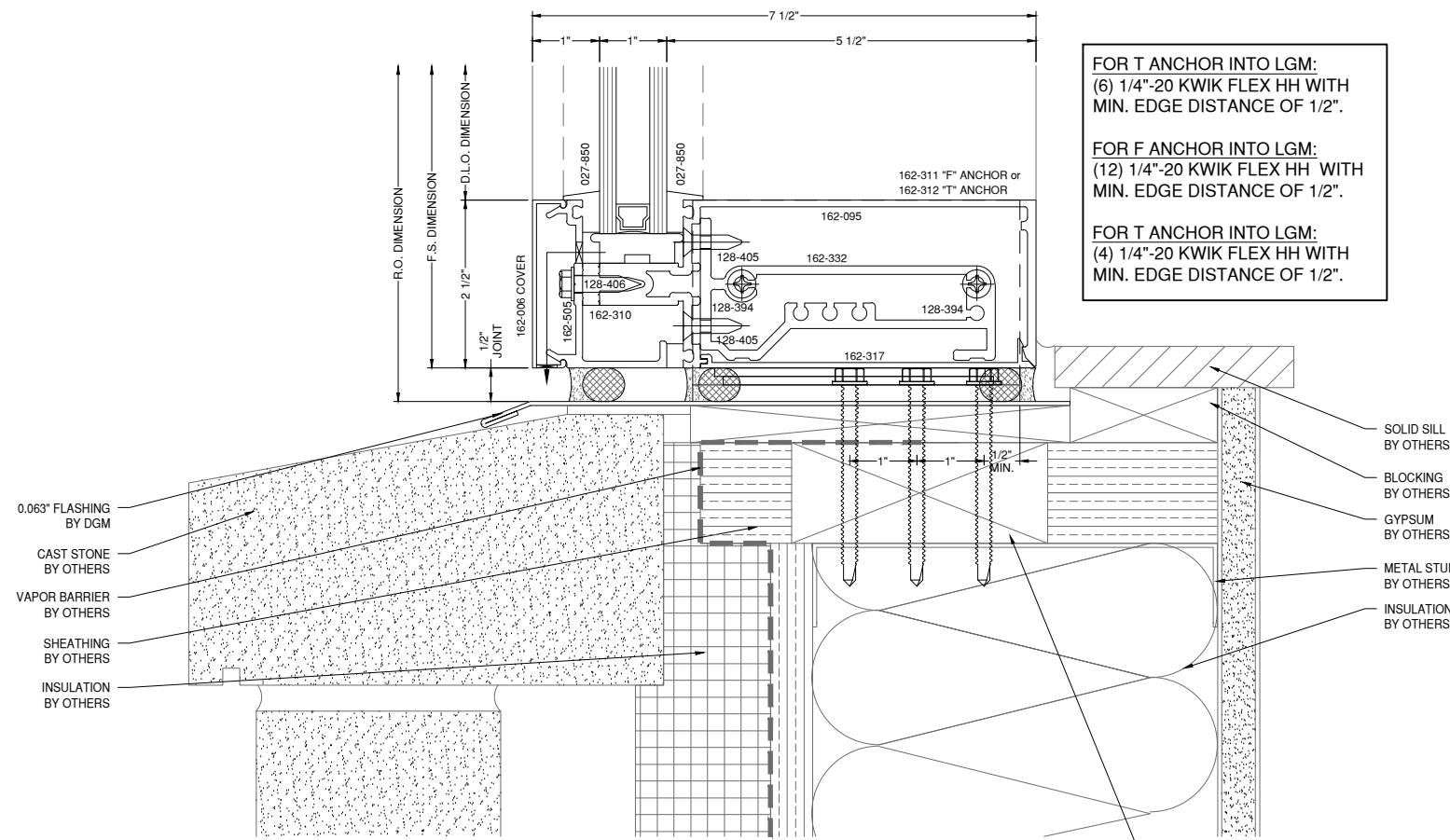
NOTE:  
ALL DIMENSIONS TO BE FIELD  
VERIFIED PRIOR TO FABRICATION



FOR T ANCHOR INTO LGM:  
(6) 1/4"-20 KWIK FLEX HH WITH  
MIN. EDGE DISTANCE OF 1/2".

FOR F ANCHOR INTO LGM:  
(12) 1/4"-20 KWIK FLEX HH WITH  
MIN. EDGE DISTANCE OF 1/2".

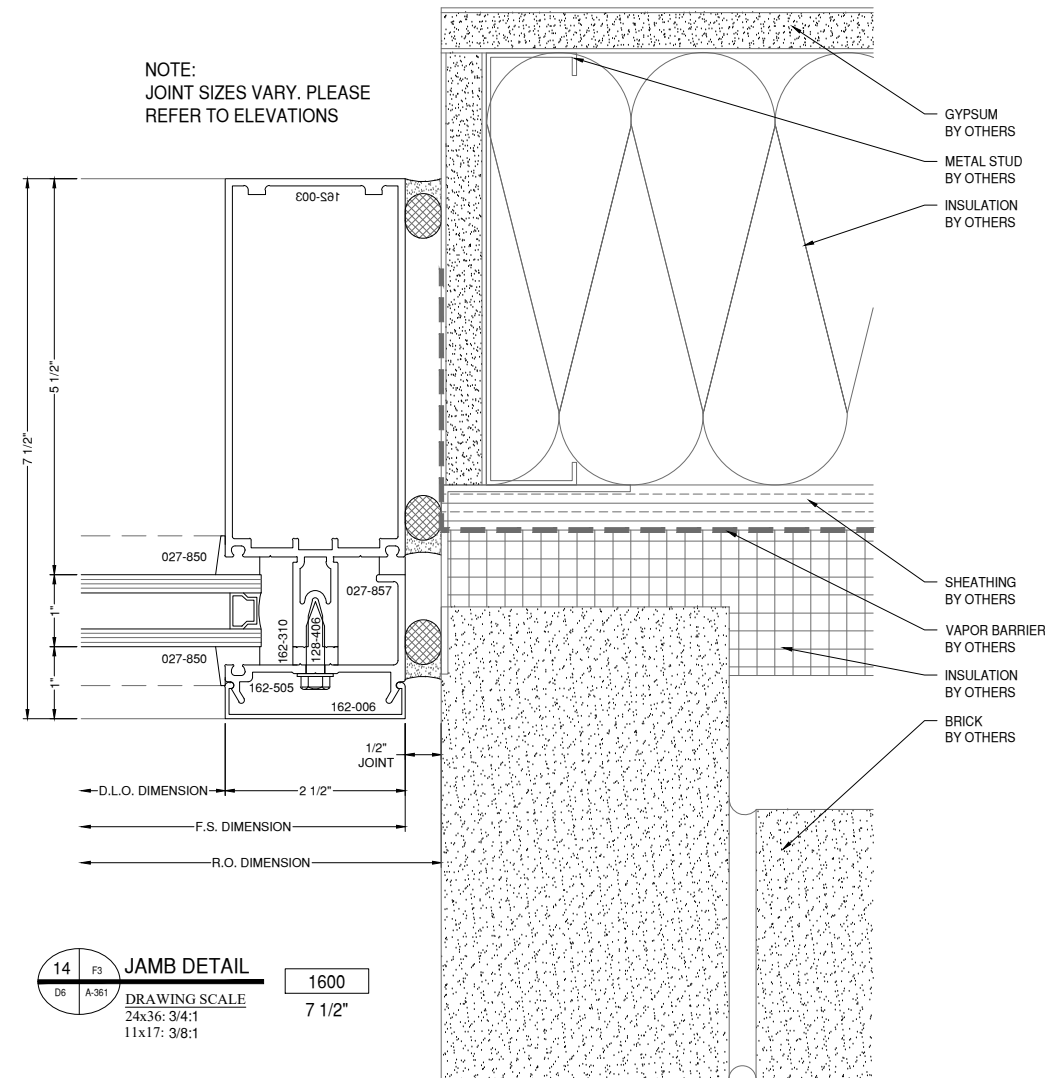
FOR T ANCHOR INTO LGM:  
(4) 1/4"-20 KWIK FLEX HH WITH  
MIN. EDGE DISTANCE OF 1/2".



**13 ES SILL DETAIL**  
D6 A-351 DRAWING SCALE 24x36: 3/4:1 11x17: 3/8:1  
1600 7 1/2"

MUST HAVE SOLID WOOD  
BLOCKING BETWEEN T/F  
ANCHORS AND COLD FORMED  
STEEL AT ALL ANCHOR LOCATIONS

NOTE:  
JOINT SIZES VARY. PLEASE  
REFER TO ELEVATIONS



**14 F3 JAMB DETAIL**  
D6 A-351 DRAWING SCALE 24x36: 3/4:1 11x17: 3/8:1  
1600 7 1/2"

# GLAZING CONTRACTOR

999 STREET, ST  
CITY, STATE 99999  
PH: 999.999.9999



www.MPDRAFTING.com  
P: 248.522.7096  
F: 248.522.7030

## ARCHITECT:

RATIO  
101 SOUTH PENNSYLVANIA STREET  
INDIANAPOLIS, IN 46204  
P: 317.633.4040

ARCHITECT NOTE:  
ALL NOTES REQUESTING VERIFICATION,  
CONFIRMATION, OR INFORMATION THAT ARE  
NOT ANSWERED ARE ASSUMED TO BE  
CORRECT AS SHOWN ON THESE DRAWINGS.

## STAMPS/ SUBMITTALS:

REVISION	DATE
0	01.22.2025
1	02.11.2025
2	03.12.2025
3	04.16.2025
4	06.11.2025
5	09.18.2025
6	10.13.2025

PROJECT NUMBER:  
**24-425E**

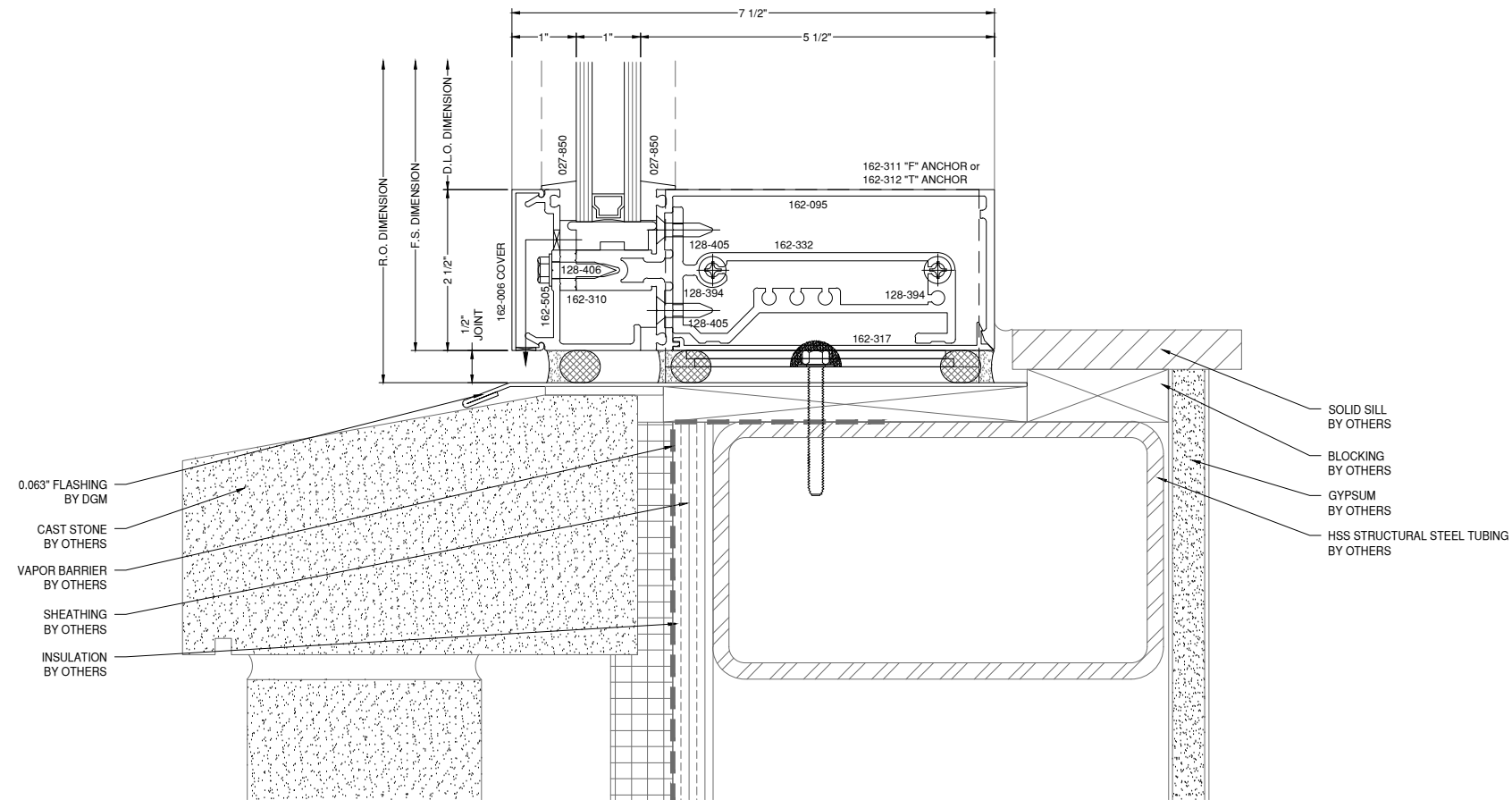
PROJECT NAME:  
**BSU VILLAGE HOTEL**

SHEET DESCRIPTION:  
**DETAILS**

SHEET:  
**D6**

NOTE:  
FASTENERS SHOWN FOR LOCATION  
REFERENCE ONLY. FASTENER TYPE, SIZE  
AND SPACING ARE TO BE DETERMINED  
BY THE PROFESSIONAL ENGINEER.

NOTE:  
ALL DIMENSIONS TO BE FIELD  
VERIFIED PRIOR TO FABRICATION



13A ES SILL DETAIL  
D6A A-351  
DRAWING SCALE  
24x36: 3/4:1  
11x17: 3/8:1  
1600  
7 1/2"

# GLAZING CONTRACTOR

999 STREET, ST  
CITY, STATE 99999  
PH: 999.999.9999



www.MPDRAFTING.com  
P: 248.522.7096  
F: 248.522.7030

## ARCHITECT:

RATIO  
101 SOUTH PENNSYLVANIA STREET  
INDIANAPOLIS, IN 46204  
P: 317.633.4040

ARCHITECT NOTE:  
ALL NOTES REQUESTING VERIFICATION,  
CONFIRMATION, OR INFORMATION THAT ARE  
NOT ANSWERED ARE ASSUMED TO BE  
CORRECT AS SHOWN ON THESE DRAWINGS.

## STAMPS/ SUBMITTALS:

REVISION	DATE
0	01.22.2025
1	02.11.2025
2	03.12.2025
3	04.16.2025
4	06.11.2025
5	09.18.2025
6	10.13.2025

PROJECT NUMBER:  
24-425E

PROJECT NAME:  
BSU VILLAGE HOTEL

SHEET DESCRIPTION:  
DETAILS

SHEET:  
D6A

# GLAZING CONTRACTOR

999 STREET, ST  
CITY, STATE 99999  
PH: 999.999.9999



www.MPDRAFTING.com  
P: 248.522.7096  
F: 248.522.7030

## ARCHITECT:

RATIO  
101 SOUTH PENNSYLVANIA STREET  
INDIANAPOLIS, IN 46204  
P: 317.633.4040

ARCHITECT NOTE:  
ALL NOTES REQUESTING VERIFICATION,  
CONFIRMATION, OR INFORMATION THAT ARE  
NOT ANSWERED ARE ASSUMED TO BE  
CORRECT AS SHOWN ON THESE DRAWINGS.

## STAMPS/ SUBMITTALS:

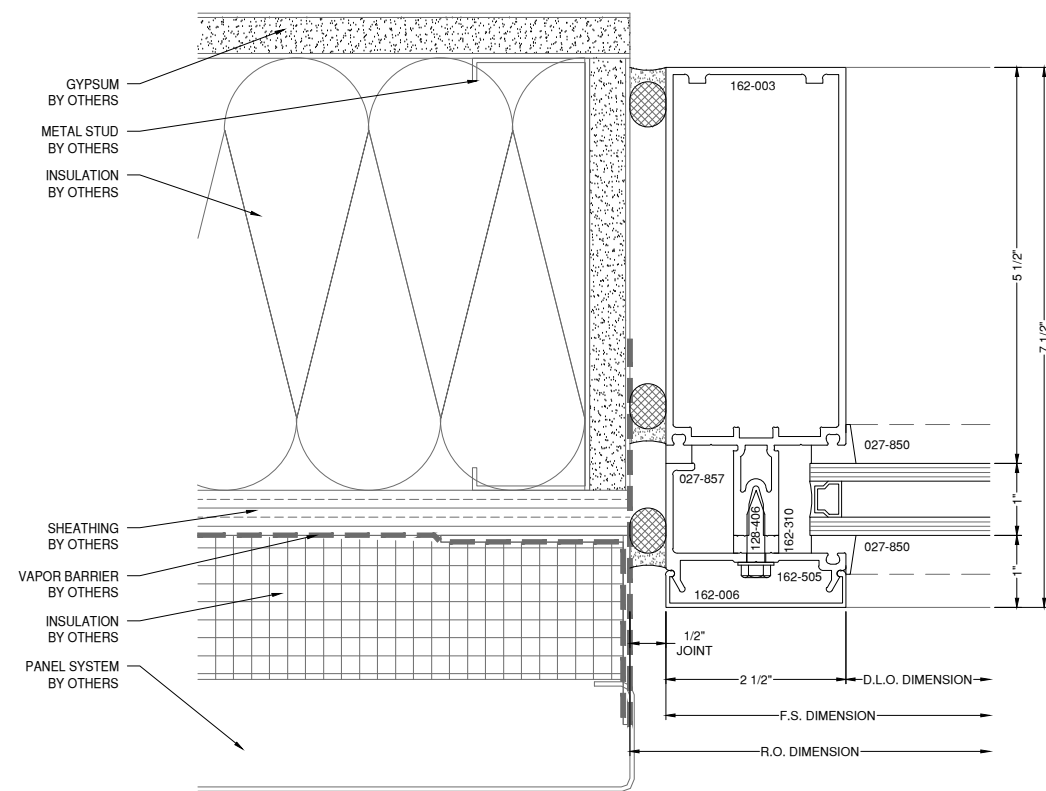
REVISION	DATE
0	01.22.2025
1	02.11.2025
2	03.12.2025
3	04.16.2025
4	06.11.2025
5	09.18.2025
6	10.13.2025

PROJECT NUMBER:  
**24-425E**

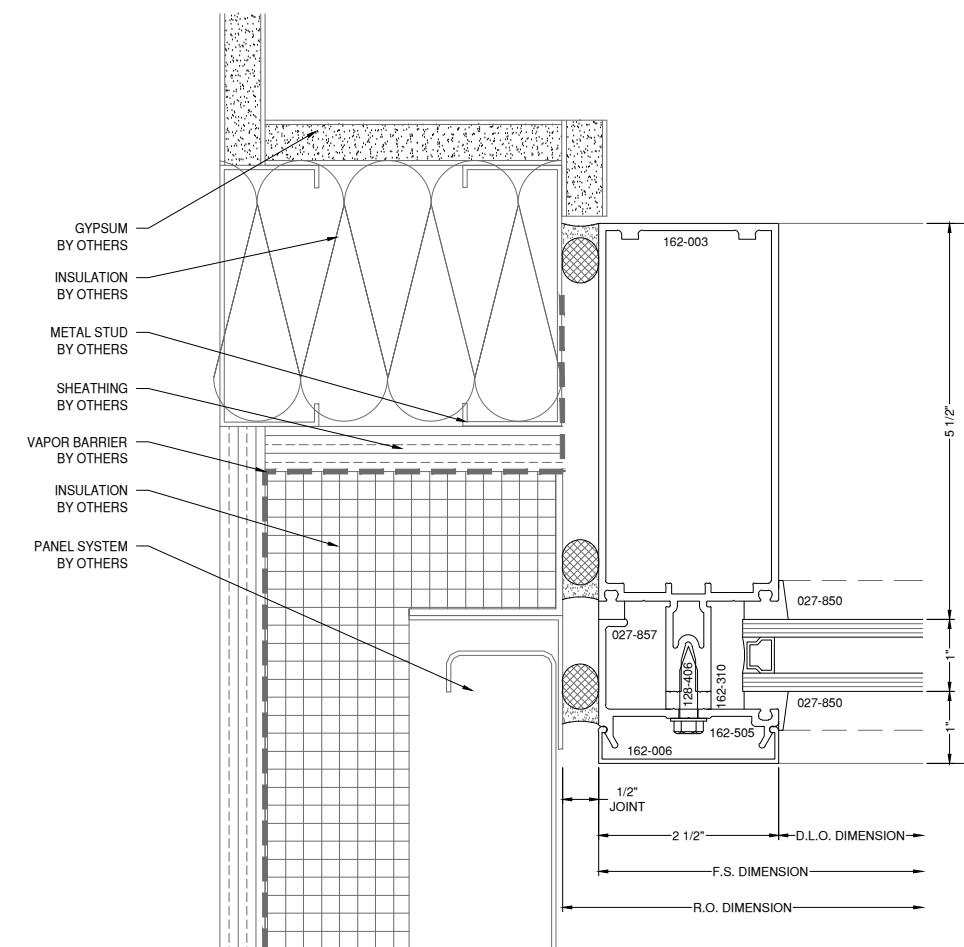
PROJECT NAME:  
**BSU VILLAGE HOTEL**

SHEET DESCRIPTION:  
**DETAILS**

SHEET:  
**D7**



**15** JAMB DETAIL  
DRAWING SCALE  
24x36: 3/4:1  
11x17: 3/8:1  
1600  
7 1/2"



**17** JAMB DETAIL  
DRAWING SCALE  
24x36: 3/4:1  
11x17: 3/8:1  
1600  
7 1/2"

NOTE:  
ALL DIMENSIONS TO BE FIELD  
VERIFIED PRIOR TO FABRICATION

# GLAZING CONTRACTOR

999 STREET, ST  
CITY, STATE 99999  
PH: 999.999.9999



www.MPDRAFTING.com  
P: 248.522.7096  
F: 248.522.7030

## ARCHITECT:

RATIO  
101 SOUTH PENNSYLVANIA STREET  
INDIANAPOLIS, IN 46204  
P: 317.633.4040

ARCHITECT NOTE:  
ALL NOTES REQUESTING VERIFICATION,  
CONFIRMATION, OR INFORMATION THAT ARE  
NOT ANSWERED ARE ASSUMED TO BE  
CORRECT AS SHOWN ON THESE DRAWINGS.

## STAMPS/ SUBMITTALS:

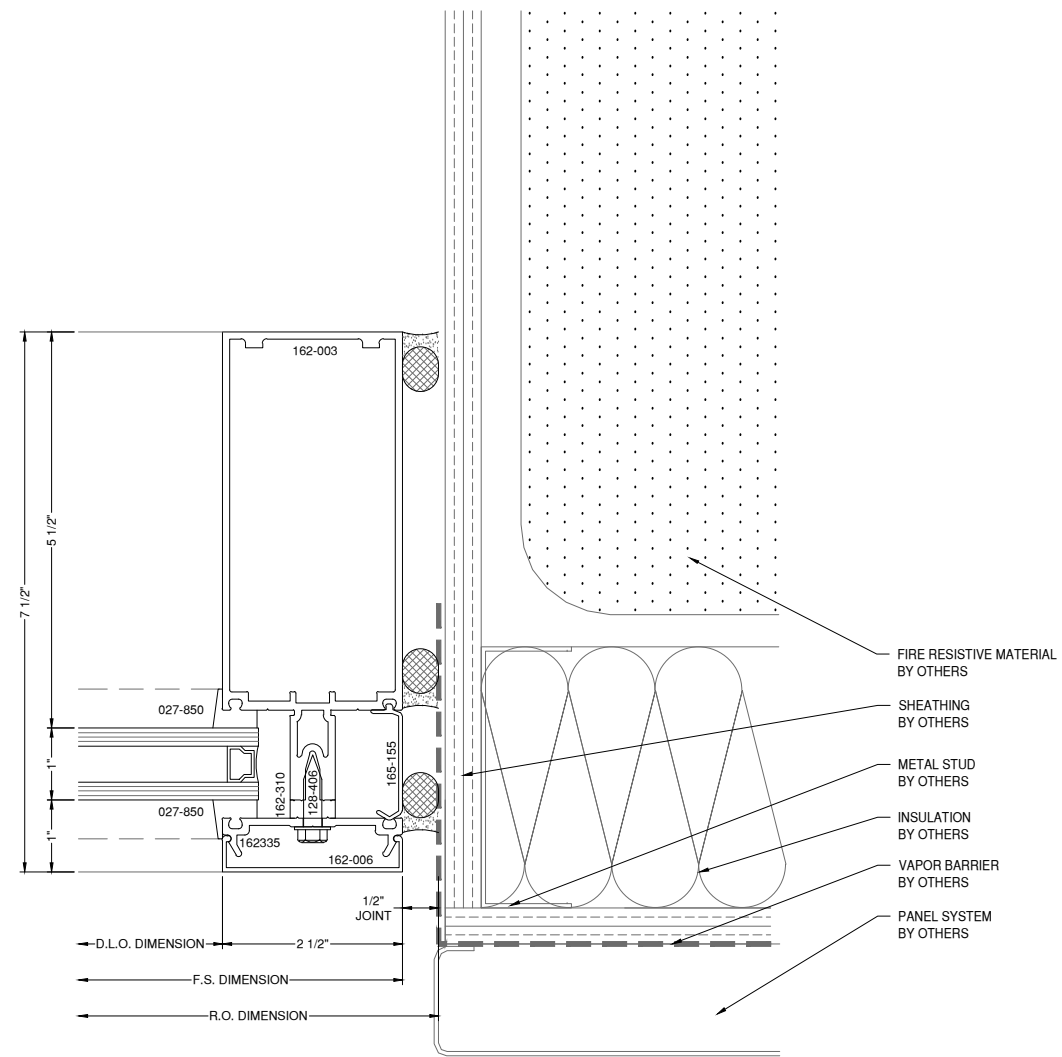
REVISION	DATE
0	01.22.2025
1	02.11.2025
2	03.12.2025
3	04.16.2025
4	06.11.2025
5	09.18.2025
6	10.13.2025

PROJECT NUMBER:  
**24-425E**

PROJECT NAME:  
**BSU VILLAGE HOTEL**

SHEET DESCRIPTION:  
**DETAILS**

SHEET:  
**D7A**



**15A** (A3/SIM) **JAMB DETAIL** 1600  
D7A A-303  
DRAWING SCALE 7 1/2"  
24x36: 3/4:1  
11x17: 3/8:1

NOTE:  
ALL DIMENSIONS TO BE FIELD  
VERIFIED PRIOR TO FABRICATION

NOTE:  
ALL DIMENSIONS TO BE FIELD  
VERIFIED PRIOR TO FABRICATION

# GLAZING CONTRACTOR

999 STREET, ST  
CITY, STATE 99999  
PH: 999.999.9999



www.MPDRAFTING.com  
P: 248.522.7096  
F: 248.522.7030

## ARCHITECT:

RATIO  
101 SOUTH PENNSYLVANIA STREET  
INDIANAPOLIS, IN 46204  
P: 317.633.4040

ARCHITECT NOTE:  
ALL NOTES REQUESTING VERIFICATION,  
CONFIRMATION, OR INFORMATION THAT ARE  
NOT ANSWERED ARE ASSUMED TO BE  
CORRECT AS SHOWN ON THESE DRAWINGS.

## STAMPS/ SUBMITTALS:

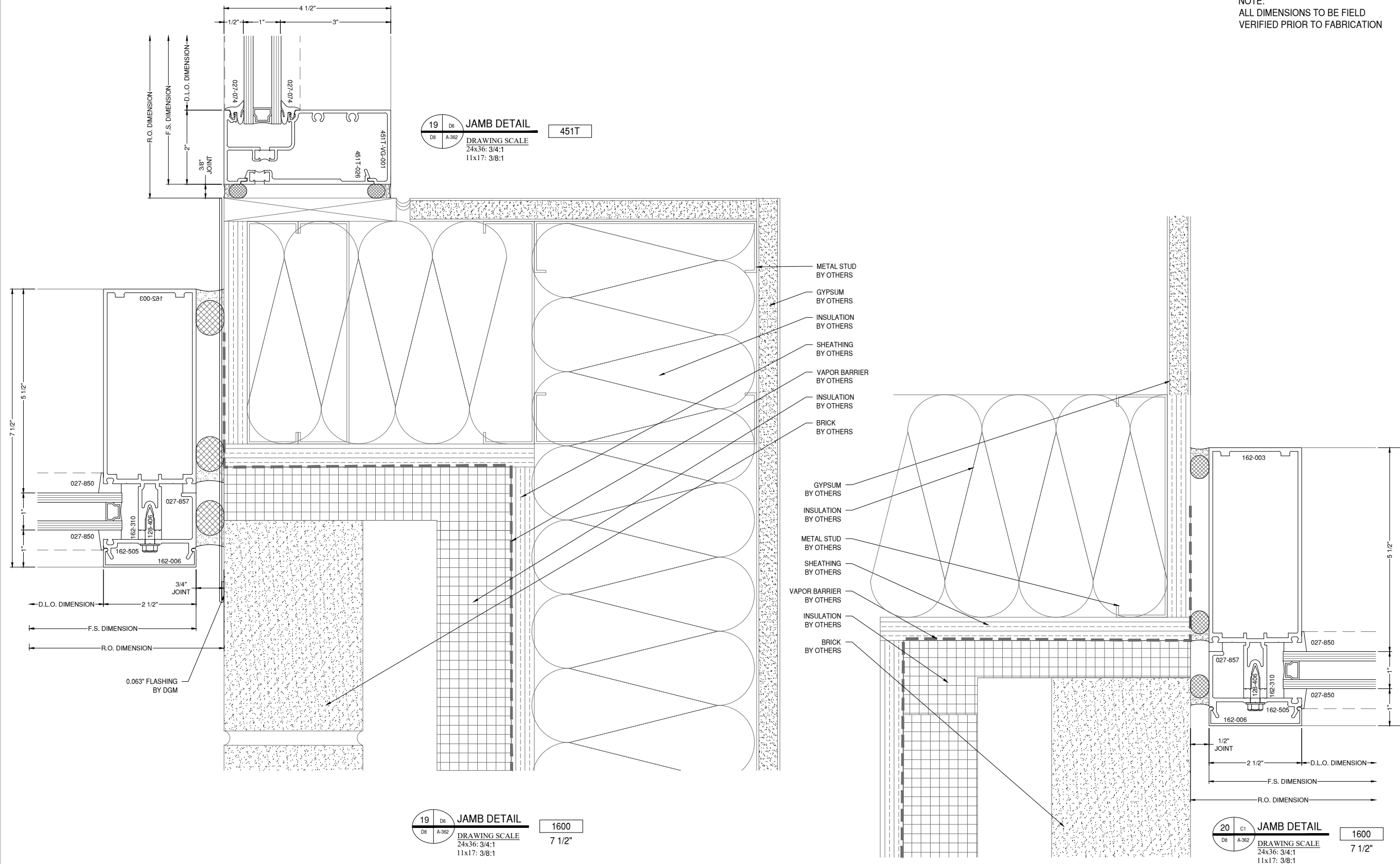
REVISION	DATE
0	01.22.2025
1	02.11.2025
2	03.12.2025
3	04.16.2025
4	06.11.2025
5	09.18.2025
6	10.13.2025

PROJECT NUMBER:  
**24-425E**

PROJECT NAME:  
**BSU VILLAGE HOTEL**

SHEET DESCRIPTION:  
**DETAILS**

SHEET:  
**D8**

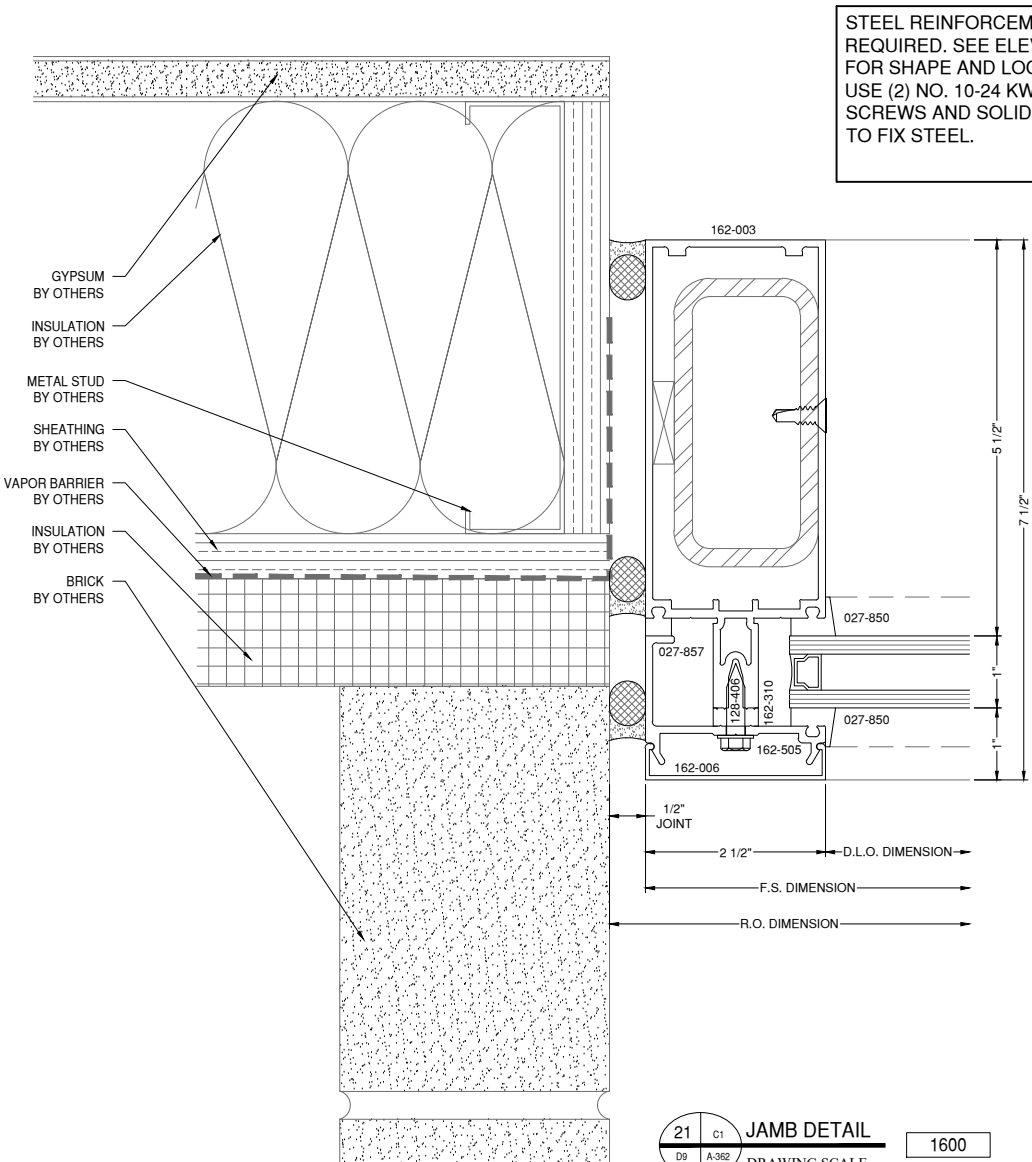


**19** D6 JAMB DETAIL **1600**  
D8 A-362 DRAWING SCALE **7 1/2"**  
24x36: 3/4:1  
11x17: 3/8:1

**20** C1 JAMB DETAIL **1600**  
D8 A-362 DRAWING SCALE **7 1/2"**  
24x36: 3/4:1  
11x17: 3/8:1

- METAL STUD BY OTHERS
- GYPSUM BY OTHERS
- INSULATION BY OTHERS
- SHEATHING BY OTHERS
- VAPOR BARRIER BY OTHERS
- INSULATION BY OTHERS
- BRICK BY OTHERS
- GYPSUM BY OTHERS
- INSULATION BY OTHERS
- METAL STUD BY OTHERS
- SHEATHING BY OTHERS
- VAPOR BARRIER BY OTHERS
- INSULATION BY OTHERS
- BRICK BY OTHERS

NOTE:  
ALL DIMENSIONS TO BE FIELD  
VERIFIED PRIOR TO FABRICATION

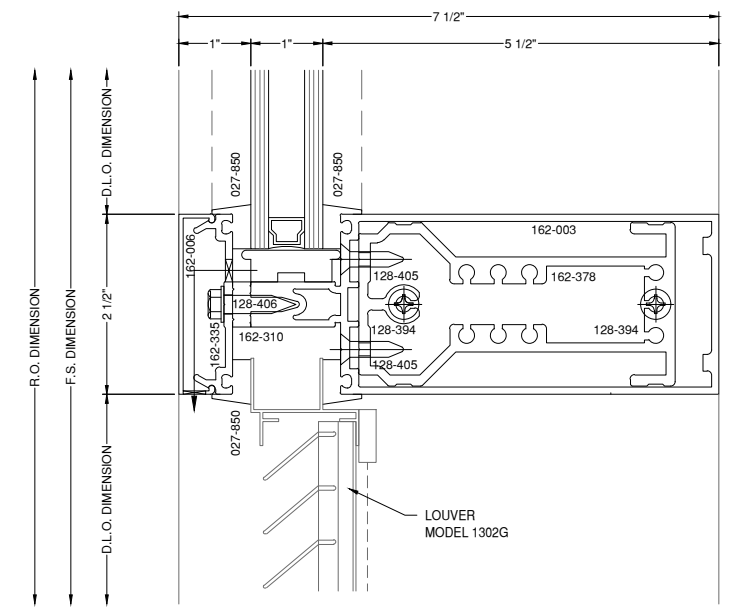


STEEL REINFORCEMENT  
REQUIRED. SEE ELEVATIONS  
FOR SHAPE AND LOCATIONS.  
USE (2) NO. 10-24 KWIK FLEX CS  
SCREWS AND SOLID BLOCKING  
TO FIX STEEL.

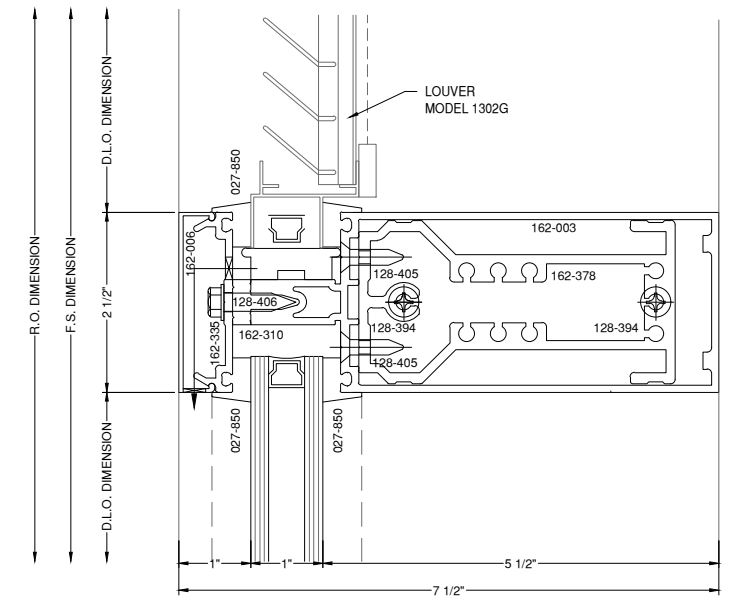
**21** C1 JAMB DETAIL 1600  
D9 A-362 DRAWING SCALE 7 1/2"  
24x36: 3/4:1  
11x17: 3/8:1

**22** F1 JAMB DETAIL 1600  
D9 A-362 DRAWING SCALE 10 1/2"  
24x36: 3/4:1  
11x17: 3/8:1

DETAIL REMOVED



**23A** D9 HORIZ DETAIL 1600  
DRAWING SCALE 7 1/2"  
24x36: 3/4:1  
11x17: 3/8:1



**23B** D10 HORIZ DETAIL 1600  
DRAWING SCALE 7 1/2"  
24x36: 3/4:1  
11x17: 3/8:1

# GLAZING CONTRACTOR

999 STREET, ST  
CITY, STATE 99999  
PH: 999.999.9999

**MP** drafting  
& design  
www.MPDRAFTING.com  
P: 248.522.7096  
F: 248.522.7030

**ARCHITECT:**  
RATIO  
101 SOUTH PENNSYLVANIA STREET  
INDIANAPOLIS, IN 46204  
P: 317.633.4040

ARCHITECT NOTE:  
ALL NOTES REQUESTING VERIFICATION,  
CONFIRMATION, OR INFORMATION THAT ARE  
NOT ANSWERED ARE ASSUMED TO BE  
CORRECT AS SHOWN ON THESE DRAWINGS.

## STAMPS/ SUBMITTALS:

REVISION	DATE
0	01.22.2025
1	02.11.2025
2	03.12.2025
3	04.16.2025
4	06.11.2025
5	09.18.2025
6	10.13.2025

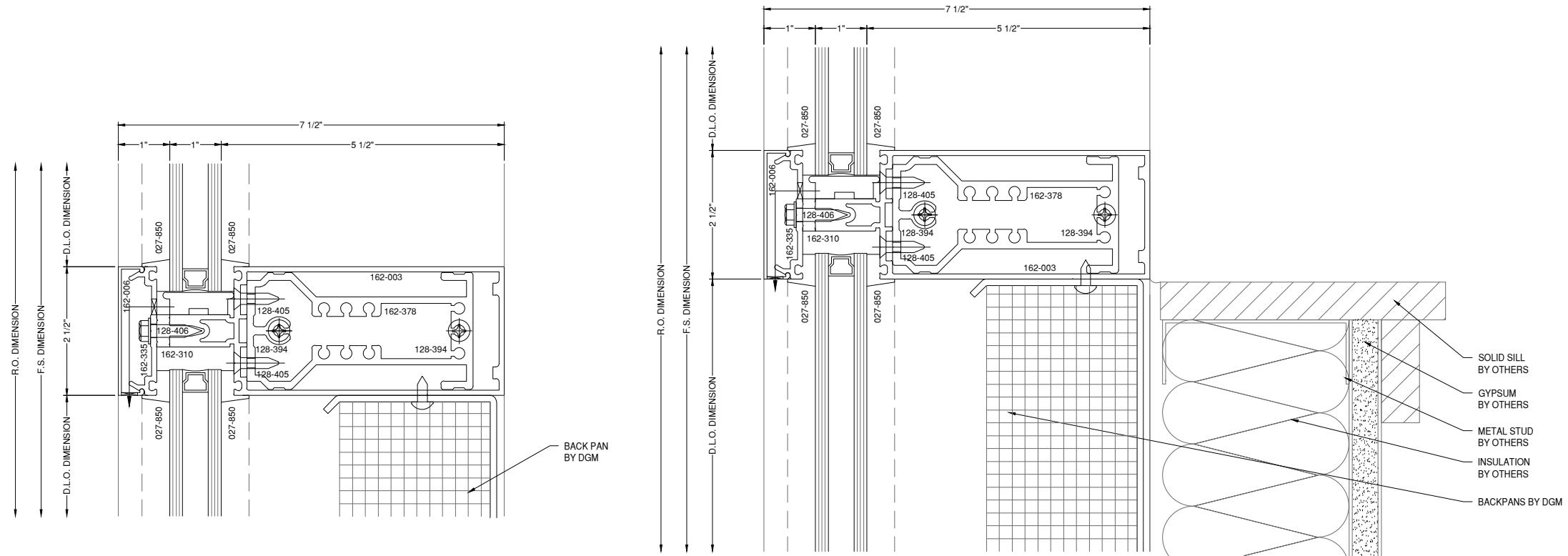
PROJECT NUMBER:  
**24-425E**

PROJECT NAME:  
**BSU VILLAGE HOTEL**

SHEET DESCRIPTION:  
**DETAILS**

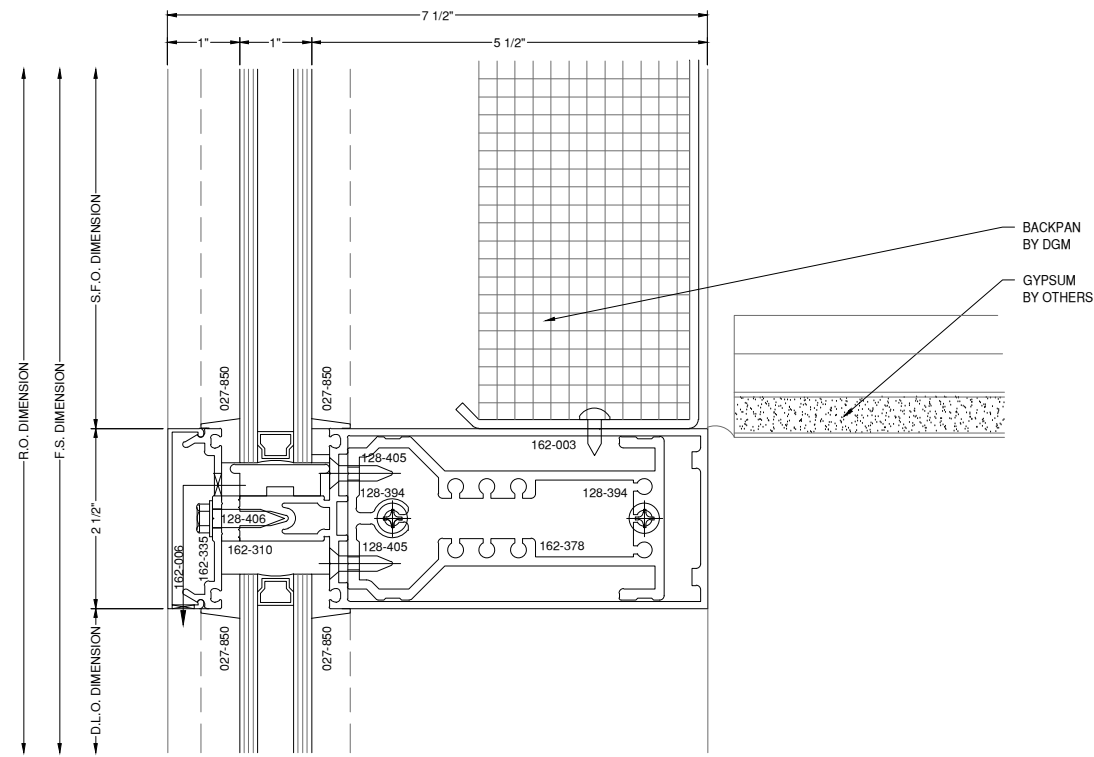
SHEET:  
**D9**

NOTE:  
ALL DIMENSIONS TO BE FIELD  
VERIFIED PRIOR TO FABRICATION

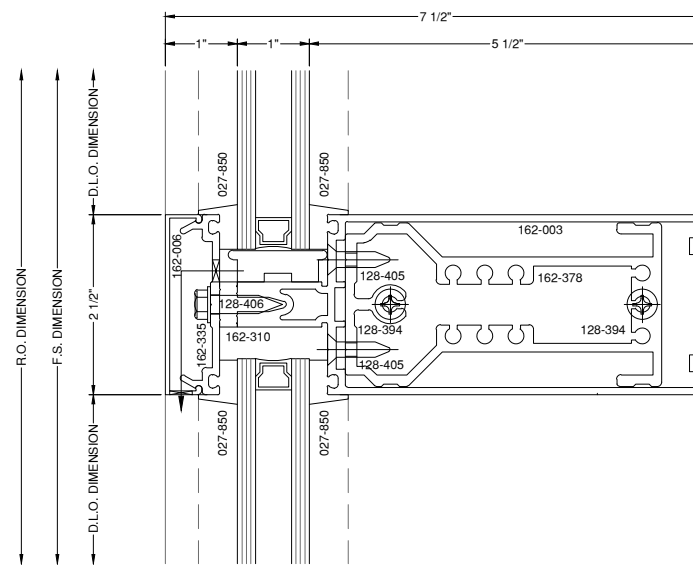


23 HORIZ DETAIL 1600  
DRAWING SCALE 24x36: 3/4:1 7 1/2"  
11x17: 3/8:1

24 HORIZ DETAIL 1600  
DRAWING SCALE 24x36: 3/4:1 7 1/2"  
11x17: 3/8:1



25 HORIZ DETAIL 1600  
DRAWING SCALE 24x36: 3/4:1 7 1/2"  
11x17: 3/8:1



26 HORIZ. DETAIL 1600  
DRAWING SCALE 24x36: 3/4:1 7 1/2"  
11x17: 3/8:1

# GLAZING CONTRACTOR

999 STREET, ST  
CITY, STATE 99999  
PH: 999.999.9999



www.MPDRAFTING.com  
P: 248.522.7096  
F: 248.522.7030

## ARCHITECT:

RATIO  
101 SOUTH PENNSYLVANIA STREET  
INDIANAPOLIS, IN 46204  
P: 317.633.4040

ARCHITECT NOTE:  
ALL NOTES REQUESTING VERIFICATION,  
CONFIRMATION, OR INFORMATION THAT ARE  
NOT ANSWERED ARE ASSUMED TO BE  
CORRECT AS SHOWN ON THESE DRAWINGS.

## STAMPS/ SUBMITTALS:

REVISION	DATE
0	01.22.2025
1	02.11.2025
2	03.12.2025
3	04.16.2025
4	06.11.2025
5	09.18.2025
6	10.13.2025

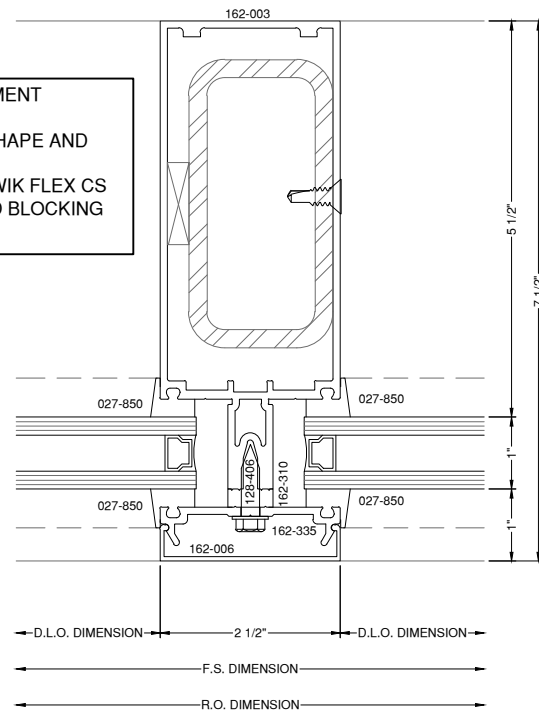
PROJECT NUMBER:  
**24-425E**

PROJECT NAME:  
**BSU VILLAGE HOTEL**

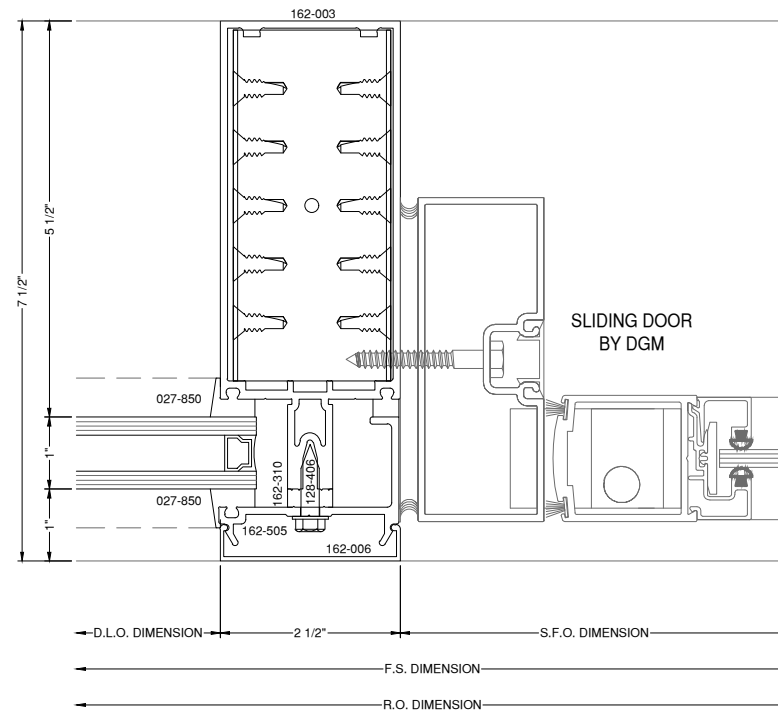
SHEET DESCRIPTION:  
**DETAILS**

SHEET:  
**D10**

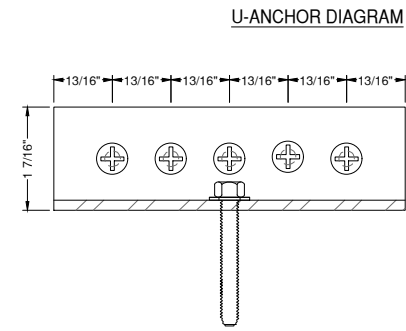
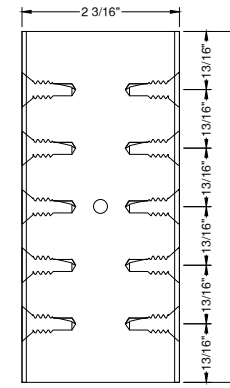
STEEL REINFORCEMENT  
REQUIRED. SEE  
ELEVATIONS FOR SHAPE AND  
LOCATIONS.  
USE (2) NO. 10-24 KWIK FLEX CS  
SCREWS AND SOLID BLOCKING  
TO FIX STEEL.



**27** VERT. DETAIL  
DRAWING SCALE  
24x36: 3/4:1  
11x17: 3/8:1  
1600 7 1/2"

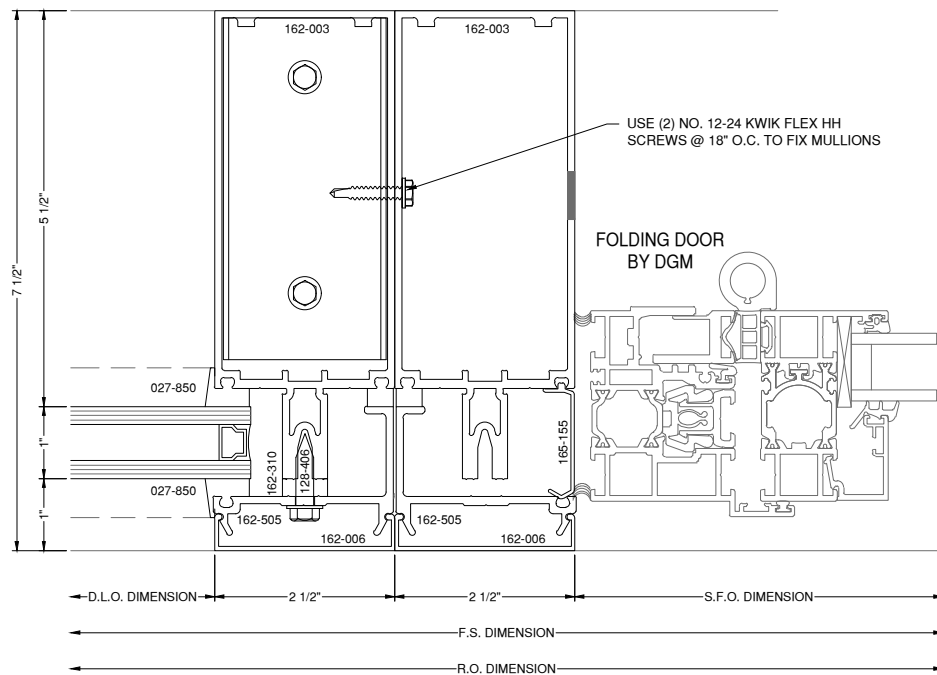


**28** VERT. DETAIL  
DRAWING SCALE  
24x36: 3/4:1  
11x17: 3/8:1  
1600 7 1/2"  
DOOR BY DGM

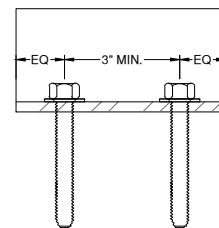


**U ANCHOR INTO CONCRETE:**  
(1) 3/8" HUS-EZ ANCHOR WITH  
NOMINAL  
EMBEDMENT OF 2-1/2" AND MIN.  
CONCRETE EDGE DISTANCE OF 4".  
FOR MULLION ATTACHMENT TO  
ANCHOR USE  
(10) #10-24 CS SCREWS.

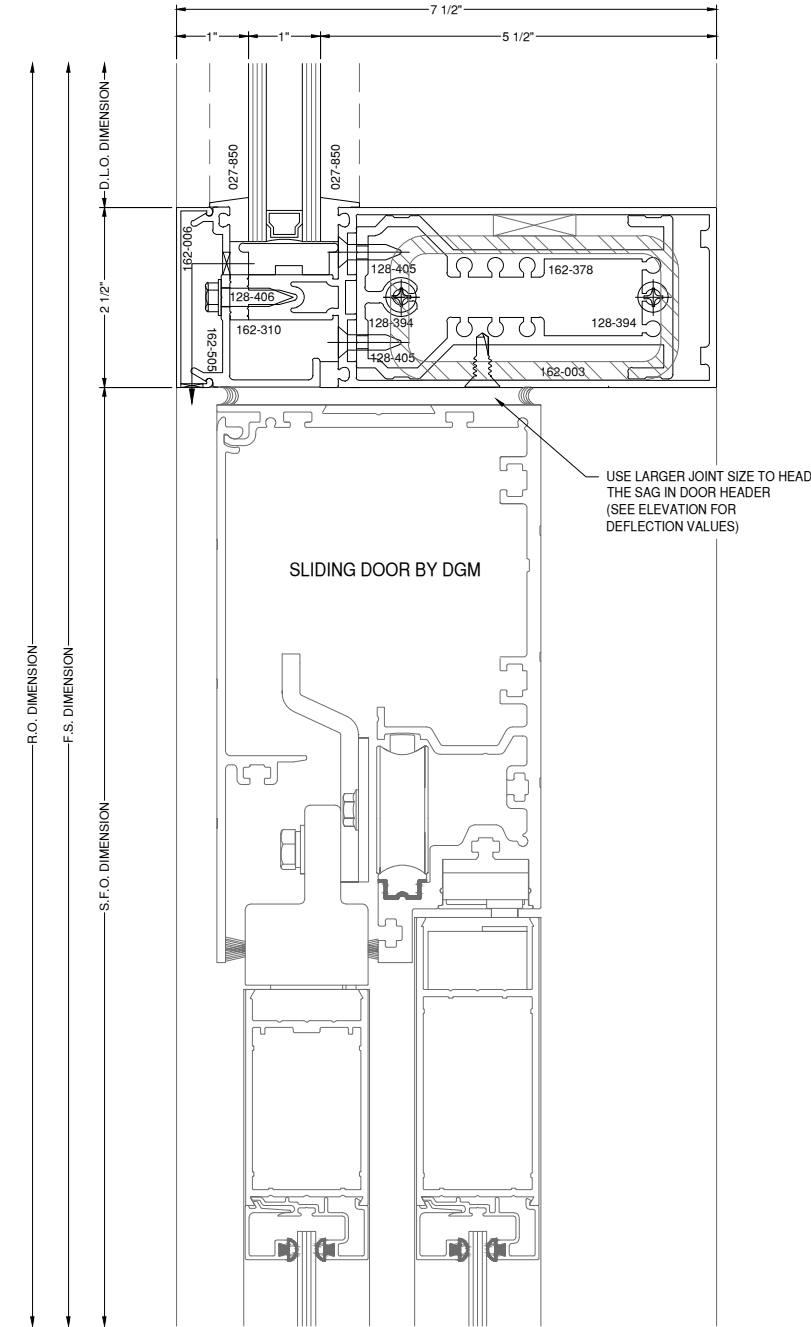
NOTE:  
ALL DIMENSIONS TO BE FIELD  
VERIFIED PRIOR TO FABRICATION



**30** JAMB DETAIL  
DRAWING SCALE  
24x36: 3/4:1  
11x17: 3/8:1  
1600 10 1/2"



**U ANCHOR INTO CONCRETE:**  
(2) 3/8" HUS-EZ ANCHOR WITH NOMINAL  
EMBEDMENT OF 3 1/4" AND MIN.  
CONCRETE EDGE DISTANCE OF 6 1/2".  
FOR MULLION ATTACHMENT TO ANCHOR USE  
(12) #10-24 CS SCREWS.



**29** HORIZ DETAIL  
DRAWING SCALE  
24x36: 3/4:1  
11x17: 3/8:1  
1600 7 1/2"  
DOOR BY DGM

# GLAZING CONTRACTOR

999 STREET, ST  
CITY, STATE 99999  
PH: 999.999.9999

## MP drafting & design

www.MPDRAFTING.com  
P: 248.522.7096  
F: 248.522.7030

### ARCHITECT:

RATIO  
101 SOUTH PENNSYLVANIA STREET  
INDIANAPOLIS, IN 46204  
P: 317.633.4040

ARCHITECT NOTE:  
ALL NOTES REQUESTING VERIFICATION,  
CONFIRMATION, OR INFORMATION THAT ARE  
NOT ANSWERED ARE ASSUMED TO BE  
CORRECT AS SHOWN ON THESE DRAWINGS.

### STAMPS/ SUBMITTALS:

REVISION	DATE
0	01.22.2025
1	02.11.2025
2	03.12.2025
3	04.16.2025
4	06.11.2025
5	09.18.2025
6	10.13.2025

PROJECT NUMBER:  
**24-425E**

PROJECT NAME:  
**BSU VILLAGE HOTEL**

SHEET DESCRIPTION:  
**DETAILS**

SHEET:  
**D11**

NOTE:  
ALL DIMENSIONS TO BE FIELD  
VERIFIED PRIOR TO FABRICATION

# GLAZING CONTRACTOR

999 STREET, ST  
CITY, STATE 99999  
PH: 999.999.9999



www.MPDRAFTING.com  
P: 248.522.7096  
F: 248.522.7030

## ARCHITECT:

RATIO  
101 SOUTH PENNSYLVANIA STREET  
INDIANAPOLIS, IN 46204  
P: 317.633.4040

ARCHITECT NOTE:  
ALL NOTES REQUESTING VERIFICATION,  
CONFIRMATION, OR INFORMATION THAT ARE  
NOT ANSWERED ARE ASSUMED TO BE  
CORRECT AS SHOWN ON THESE DRAWINGS.

## STAMPS/ SUBMITTALS:

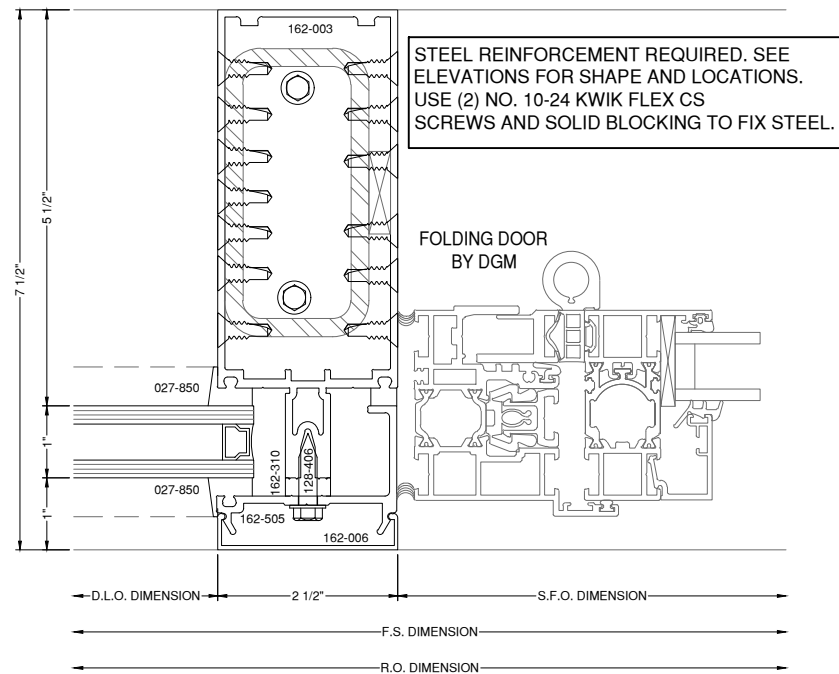
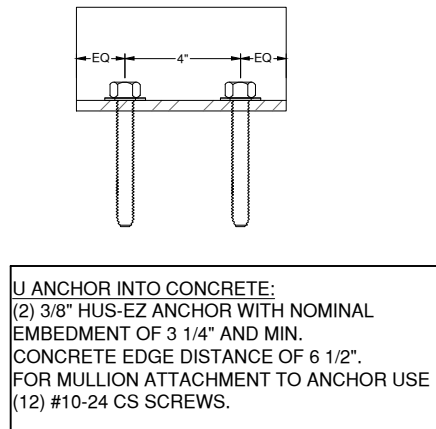
REVISION	DATE
0	01.22.2025
1	02.11.2025
2	03.12.2025
3	04.16.2025
4	06.11.2025
5	09.18.2025
6	10.13.2025

PROJECT NUMBER:  
**24-425E**

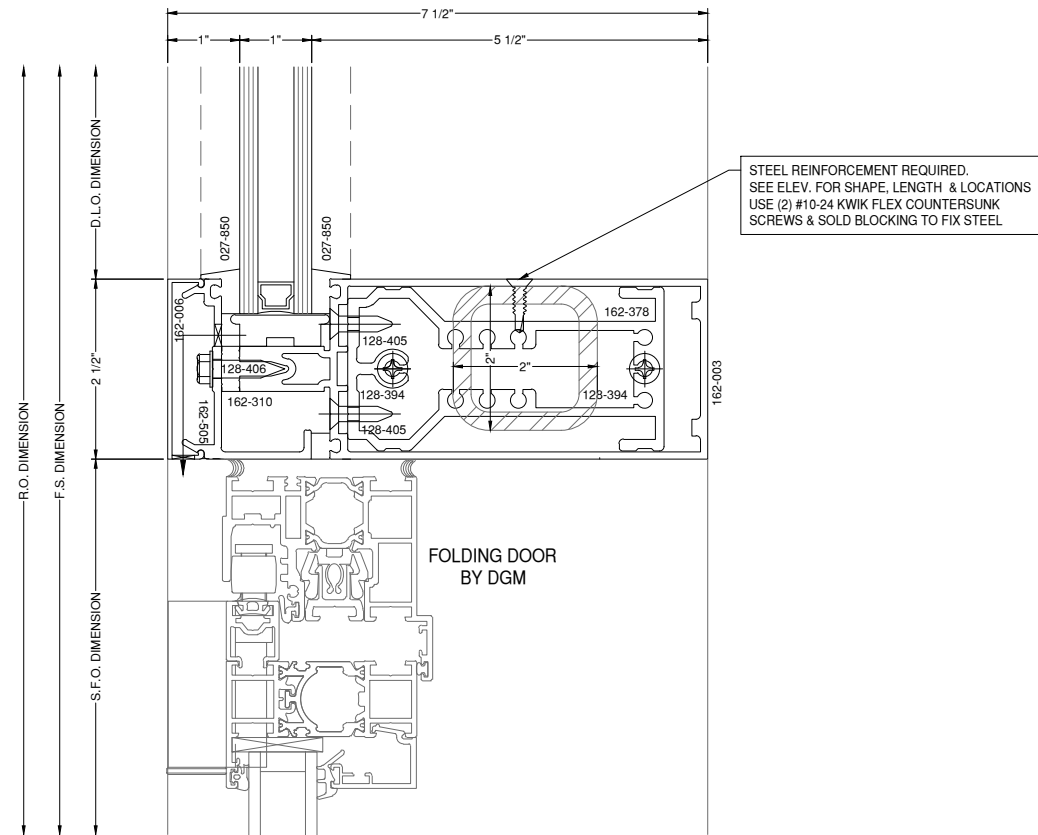
PROJECT NAME:  
**BSU VILLAGE HOTEL**

SHEET DESCRIPTION:  
**DETAILS**

SHEET:  
**D11A**



**28A** DOOR VERT. DETAIL **1600** 7 1/2"  
D11A DRAWING SCALE DOOR BY DGM  
24x36: 3/4:1  
11x17: 3/8:1



**29A** DOOR HORIZ. DETAIL **1600** 7 1/2"  
D11A DRAWING SCALE DOOR BY DGM  
24x36: 3/4:1  
11x17: 3/8:1

# GLAZING CONTRACTOR

999 STREET, ST  
CITY, STATE 99999  
PH: 999.999.9999



www.MPDRAFTING.com

P: 248.522.7096  
F: 248.522.7030

## ARCHITECT:

RATIO

101 SOUTH PENNSYLVANIA STREET  
INDIANAPOLIS, IN 46204  
P: 317.633.4040

ARCHITECT NOTE:  
ALL NOTES REQUESTING VERIFICATION,  
CONFIRMATION, OR INFORMATION THAT ARE  
NOT ANSWERED ARE ASSUMED TO BE  
CORRECT AS SHOWN ON THESE DRAWINGS.

## STAMPS/ SUBMITTALS:

REVISION	DATE
0	01.22.2025
1	02.11.2025
2	03.12.2025
3	04.16.2025
4	06.11.2025
5	09.18.2025
6	10.13.2025

PROJECT NUMBER:

24-425E

PROJECT NAME:

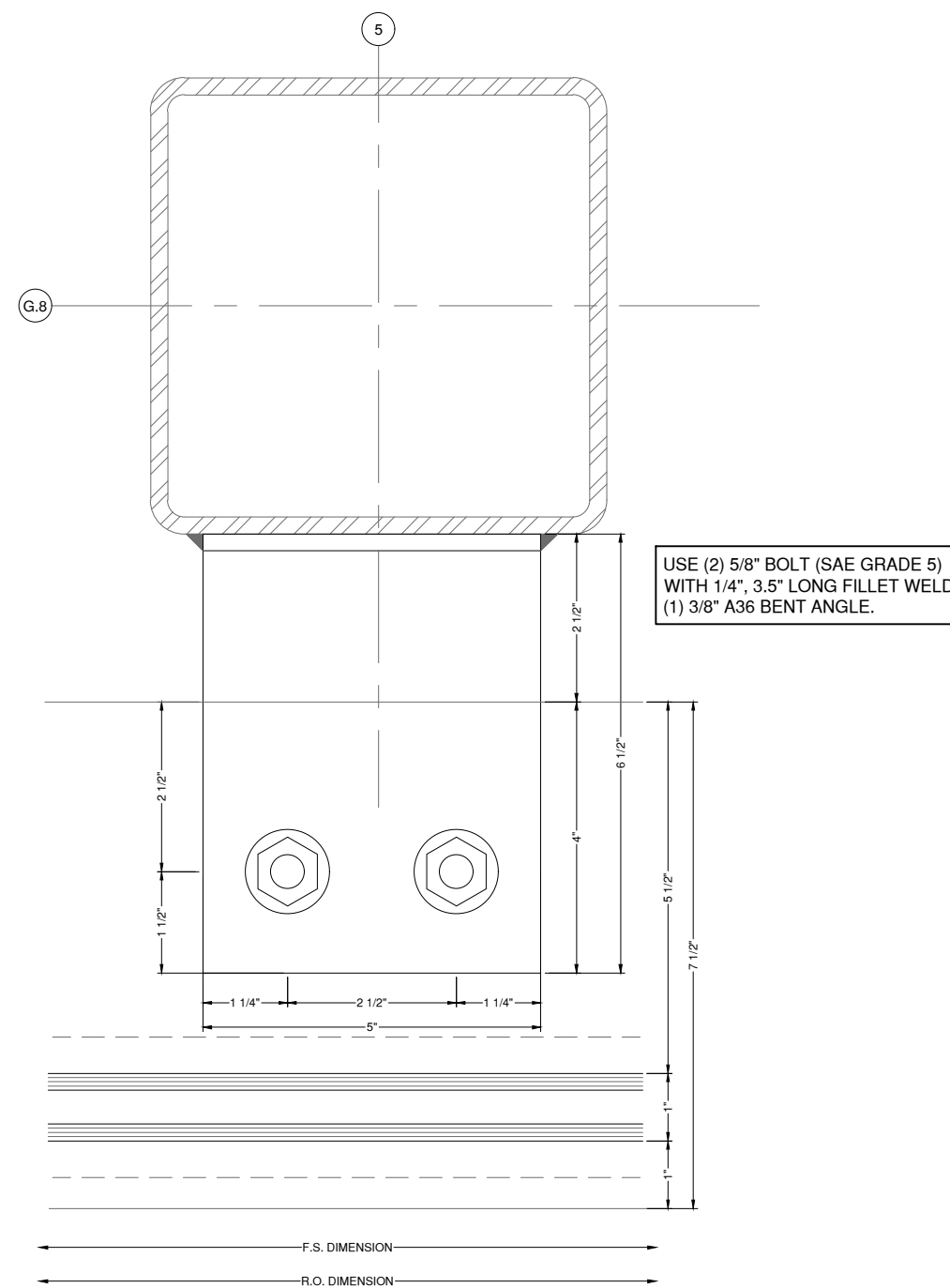
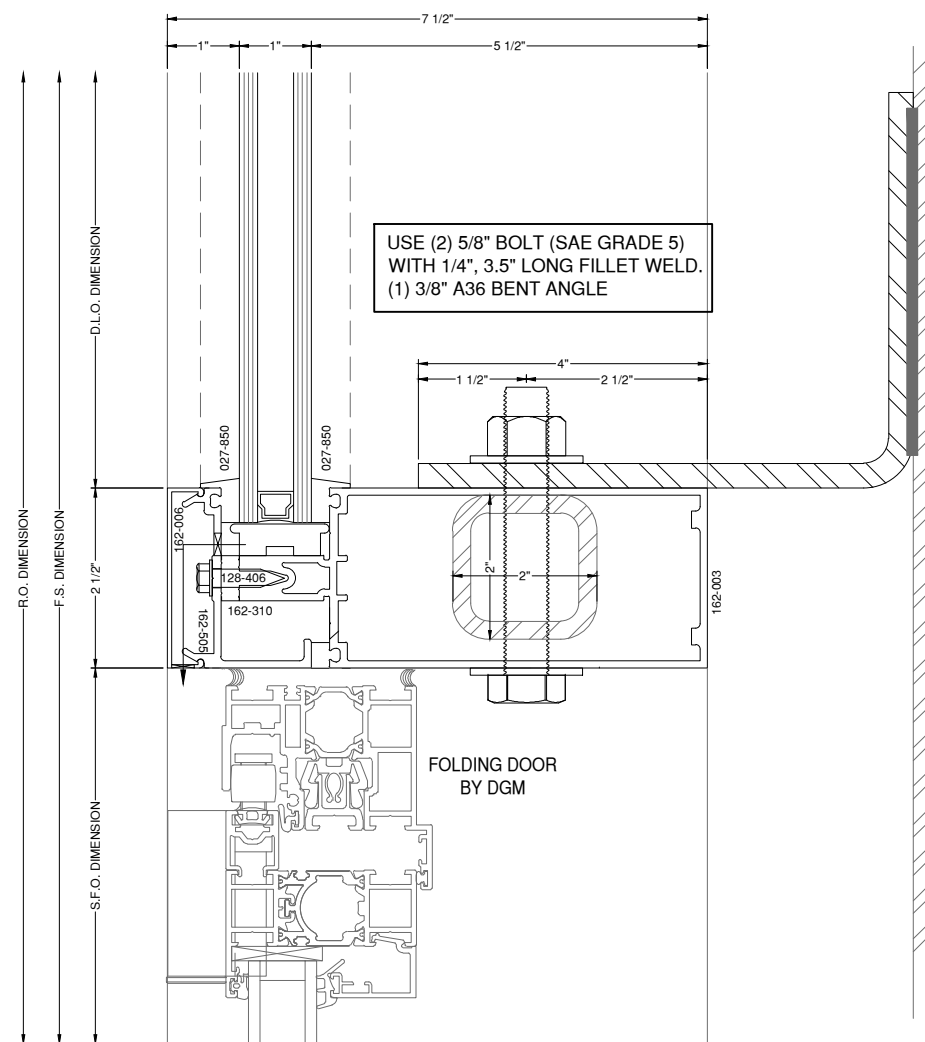
BSU VILLAGE HOTEL

SHEET DESCRIPTION:

DETAILS

SHEET:

D11B



29B  
0118

DOOR HEAD ANCHOR DETAIL

DRAWING SCALE

24x36: 3/4:1

11x17: 3/8:1

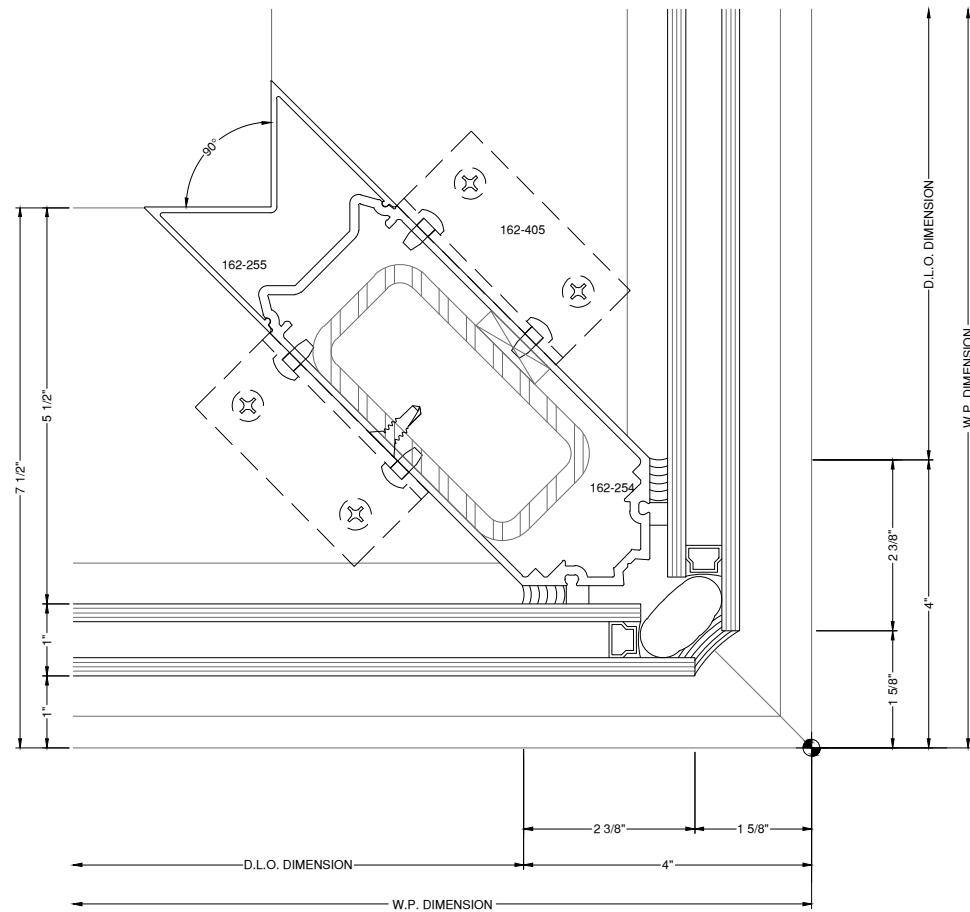
1600

7 1/2"

DOOR BY DGM

NOTE:  
ALL DIMENSIONS TO BE FIELD  
VERIFIED PRIOR TO FABRICATION

STEEL REINFORCEMENT  
REQUIRED. SEE  
ELEVATIONS FOR SHAPE AND  
LOCATIONS.  
USE (2) NO. 10-24 KWIK FLEX CS  
SCREWS AND SOLID BLOCKING  
TO FIX STEEL.



31 - CORNER DETAIL 1600  
D12 - DRAWING SCALE 7 1/2"  
24x36: 3/4:1  
11x17: 3/8:1

DETAIL REMOVED

32 - CORNER DETAIL 1600  
D12 - DRAWING SCALE 10 1/2"  
24x36: 3/4:1  
11x17: 3/8:1

# GLAZING CONTRACTOR

999 STREET, ST  
CITY, STATE 99999  
PH: 999.999.9999



www.MPDRAFTING.com  
P: 248.522.7096  
F: 248.522.7030

## ARCHITECT:

RATIO  
101 SOUTH PENNSYLVANIA STREET  
INDIANAPOLIS, IN 46204  
P: 317.633.4040

ARCHITECT NOTE:  
ALL NOTES REQUESTING VERIFICATION,  
CONFIRMATION, OR INFORMATION THAT ARE  
NOT ANSWERED ARE ASSUMED TO BE  
CORRECT AS SHOWN ON THESE DRAWINGS.

## STAMPS/ SUBMITTALS:

REVISION	DATE
0	01.22.2025
1	02.11.2025
2	03.12.2025
3	04.16.2025
4	06.11.2025
5	09.18.2025
6	10.13.2025

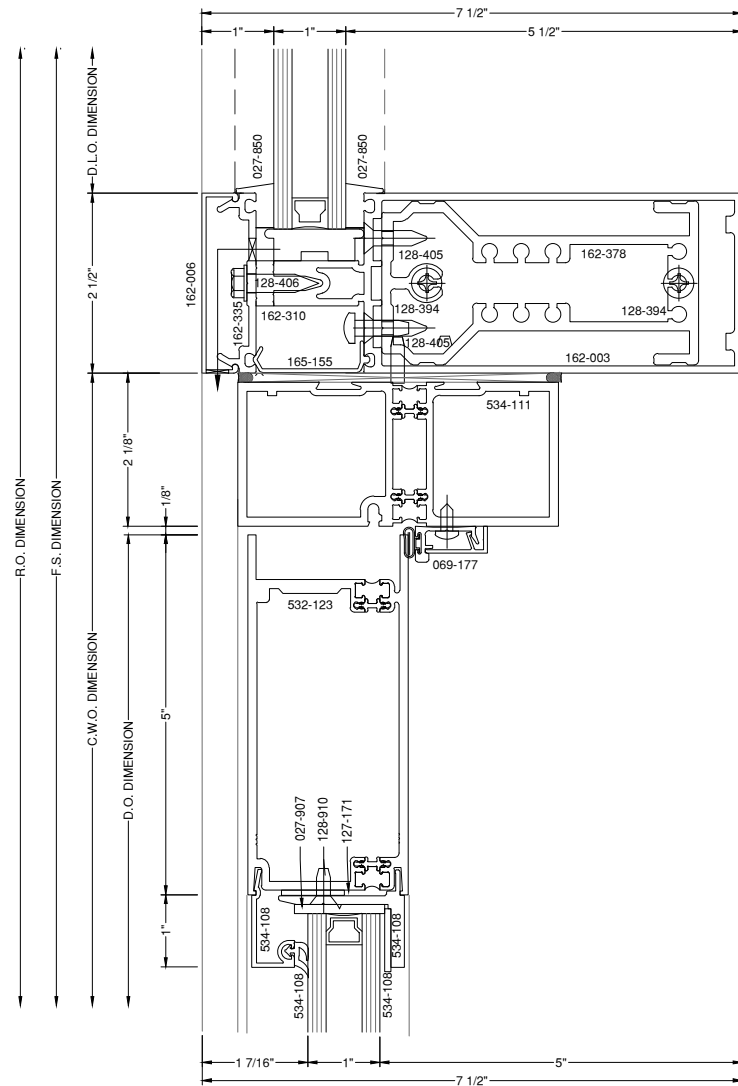
PROJECT NUMBER:  
**24-425E**

PROJECT NAME:  
**BSU VILLAGE HOTEL**

SHEET DESCRIPTION:  
**DETAILS**

SHEET:  
**D12**

NOTE:  
ALL DIMENSIONS TO BE FIELD  
VERIFIED PRIOR TO FABRICATION



33 DOOR HEAD DETAIL 1600 7 1/2"  
D13 DRAWING SCALE THERMAL WIDE STILE  
24x36: 3/4:1  
11x17: 3/8:1

DETAIL REMOVED

34 DOOR HEAD DETAIL 1600 10 1/2"  
D13 DRAWING SCALE THERMAL WIDE STILE  
24x36: 3/4:1  
11x17: 3/8:1

# GLAZING CONTRACTOR

999 STREET, ST  
CITY, STATE 99999  
PH: 999.999.9999



www.MPDRAFTING.com  
P: 248.522.7096  
F: 248.522.7030

## ARCHITECT:

RATIO  
101 SOUTH PENNSYLVANIA STREET  
INDIANAPOLIS, IN 46204  
P: 317.633.4040

ARCHITECT NOTE:  
ALL NOTES REQUESTING VERIFICATION,  
CONFIRMATION, OR INFORMATION THAT ARE  
NOT ANSWERED ARE ASSUMED TO BE  
CORRECT AS SHOWN ON THESE DRAWINGS.

## STAMPS/ SUBMITTALS:

REVISION	DATE
0	01.22.2025
1	02.11.2025
2	03.12.2025
3	04.16.2025
4	06.11.2025
5	09.18.2025
6	10.13.2025

PROJECT NUMBER:  
24-425E

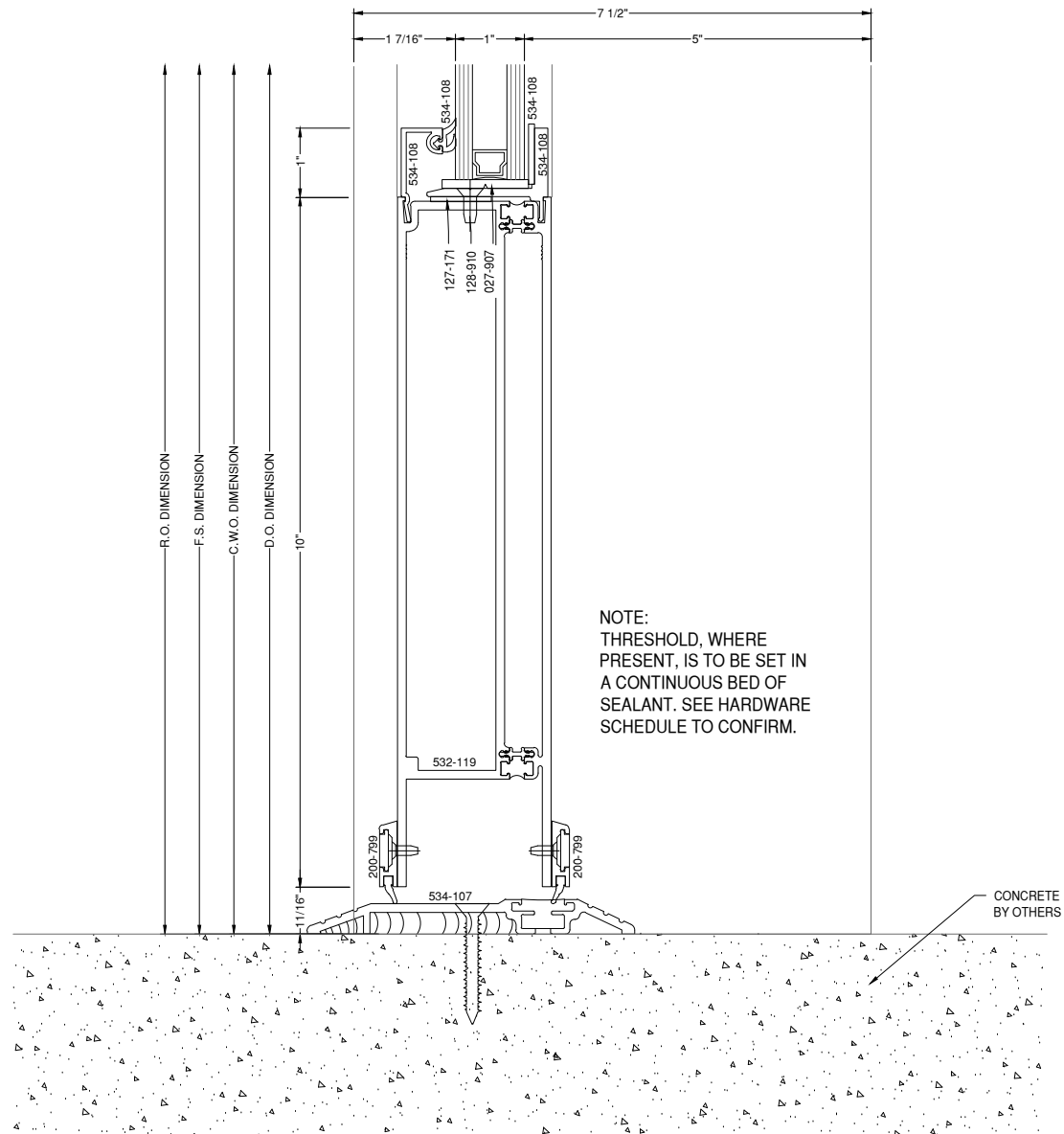
PROJECT NAME:  
BSU VILLAGE HOTEL

SHEET DESCRIPTION:  
DETAILS

SHEET:  
D13

NOTE:  
FASTENERS SHOWN FOR LOCATION  
REFERENCE ONLY. FASTENER TYPE, SIZE  
AND SPACING ARE TO BE DETERMINED  
BY THE PROFESSIONAL ENGINEER.

NOTE:  
ALL DIMENSIONS TO BE FIELD  
VERIFIED PRIOR TO FABRICATION



NOTE:  
THRESHOLD, WHERE  
PRESENT, IS TO BE SET IN  
A CONTINUOUS BED OF  
SEALANT. SEE HARDWARE  
SCHEDULE TO CONFIRM.

CONCRETE  
BY OTHERS

DETAIL REMOVED

35 THRESHOLD DETAIL 1600 7 1/2"  
DRAWING SCALE 24x36: 3/4:1 THERMAL WIDE STILE  
11x17: 3/8:1

36 THRESHOLD DETAIL 1600 10 1/2"  
DRAWING SCALE 24x36: 3/4:1 THERMAL WIDE STILE  
11x17: 3/8:1

# GLAZING CONTRACTOR

999 STREET, ST  
CITY, STATE 99999  
PH: 999.999.9999



www.MPDRAFTING.com  
P: 248.522.7096  
F: 248.522.7030

## ARCHITECT:

RATIO  
101 SOUTH PENNSYLVANIA STREET  
INDIANAPOLIS, IN 46204  
P: 317.633.4040

ARCHITECT NOTE:  
ALL NOTES REQUESTING VERIFICATION,  
CONFIRMATION, OR INFORMATION THAT ARE  
NOT ANSWERED ARE ASSUMED TO BE  
CORRECT AS SHOWN ON THESE DRAWINGS.

## STAMPS/ SUBMITTALS:

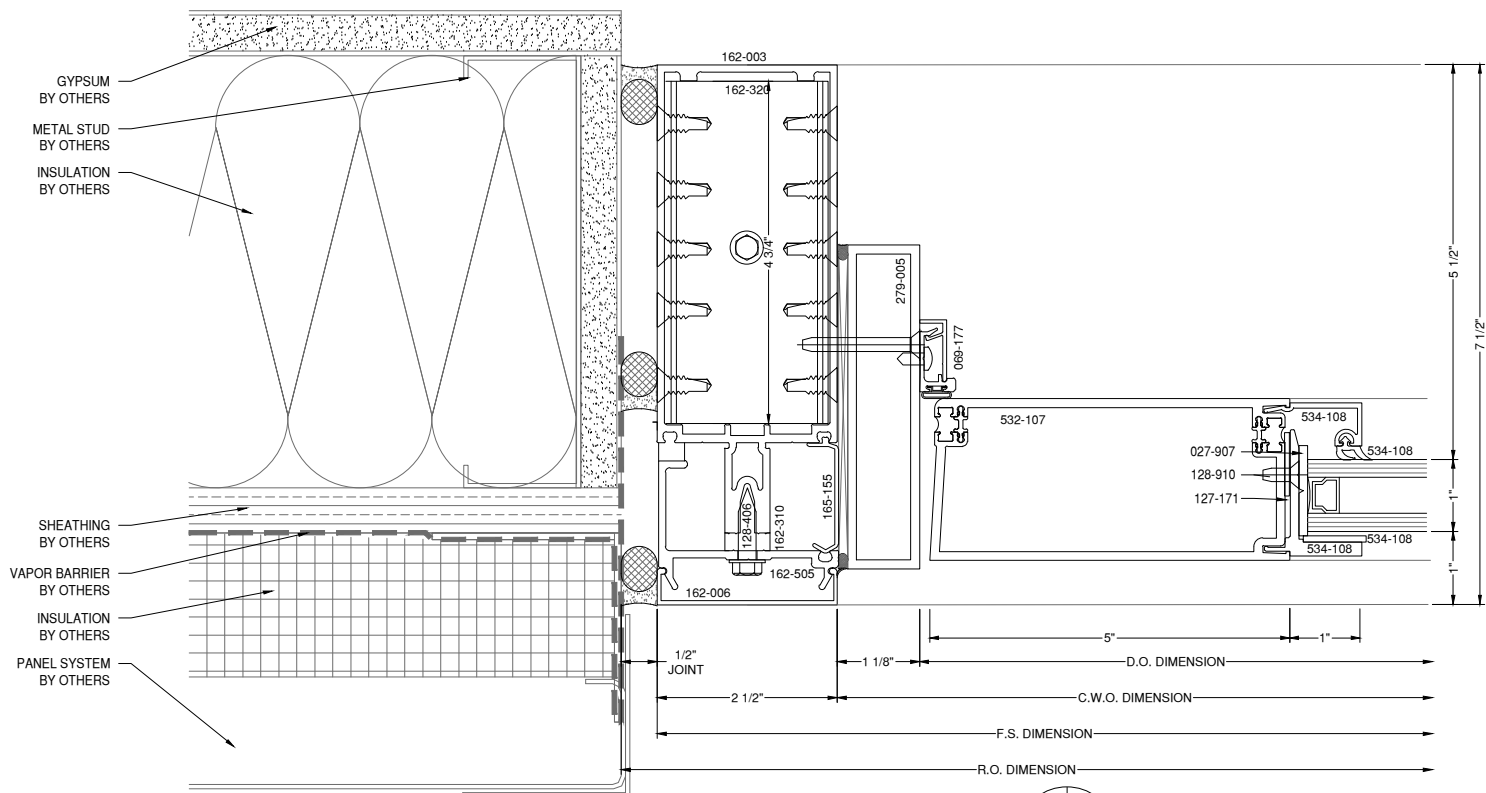
REVISION	DATE
0	01.22.2025
1	02.11.2025
2	03.12.2025
3	04.16.2025
4	06.11.2025
5	09.18.2025
6	10.13.2025

PROJECT NUMBER:  
**24-425E**

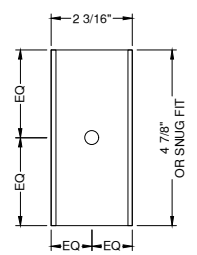
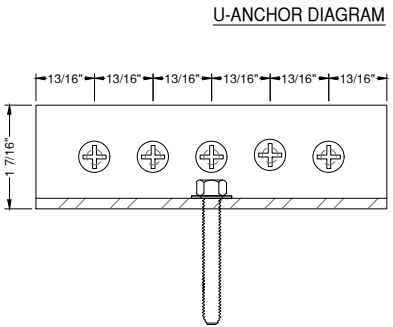
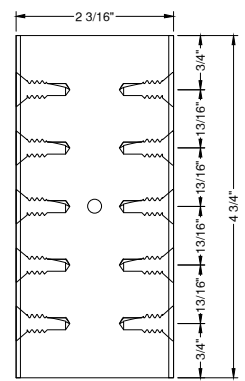
PROJECT NAME:  
**BSU VILLAGE HOTEL**

SHEET DESCRIPTION:  
**DETAILS**

SHEET:  
**D14**

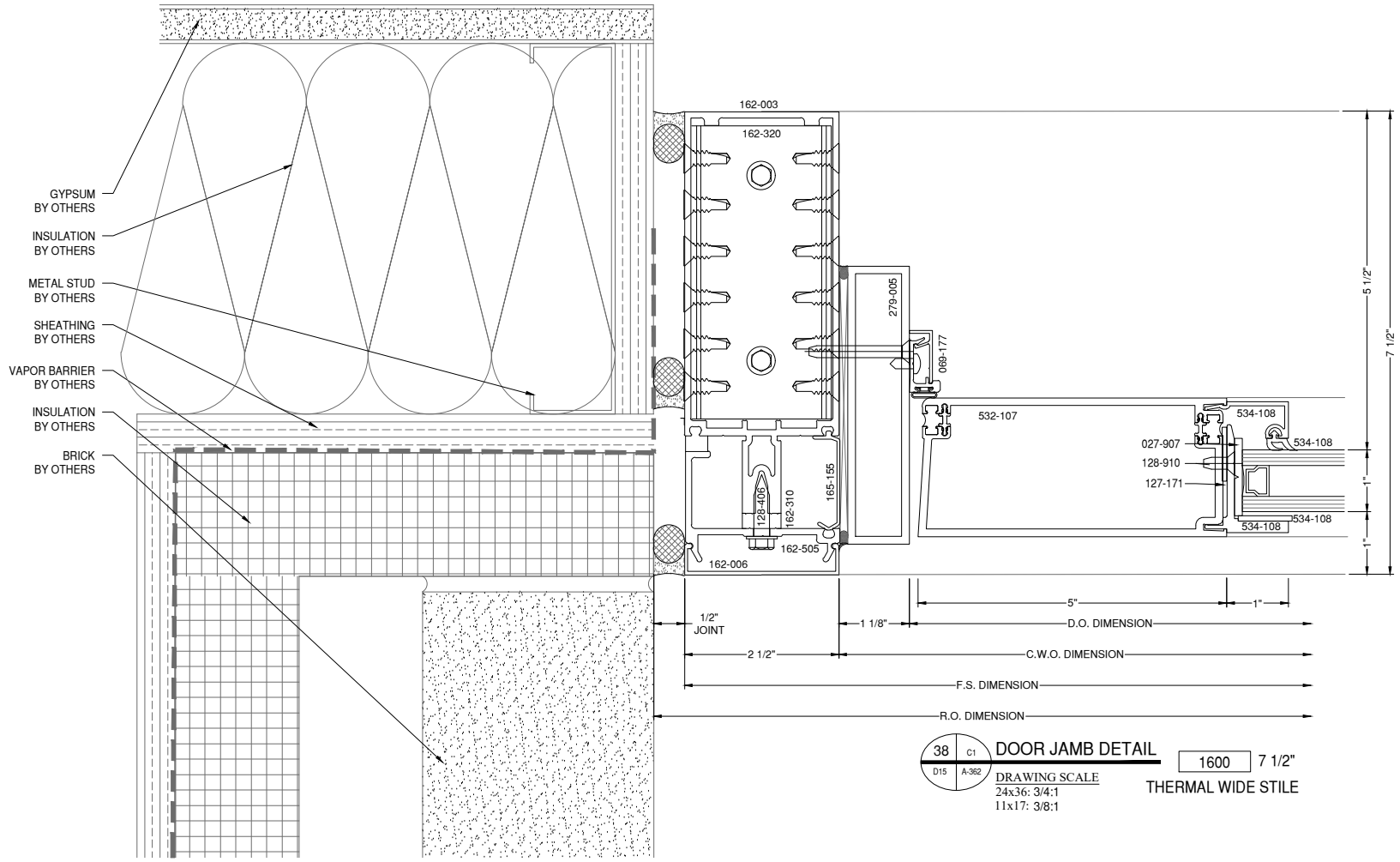
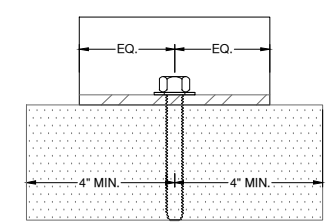


**37** **F6** **DOOR JAMB DETAIL** **1600** **7 1/2"**  
D15 A.361  
 DRAWING SCALE  
 24x36: 3/4:1  
 11x17: 3/8:1  
**THERMAL WIDE STILE**

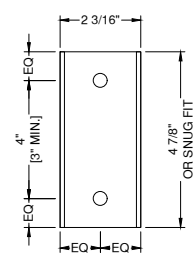
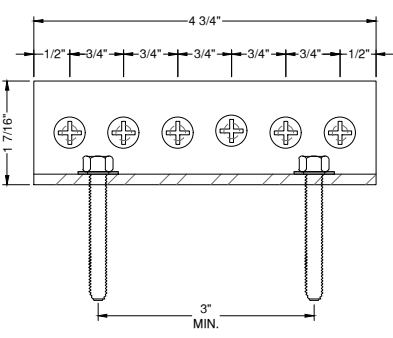
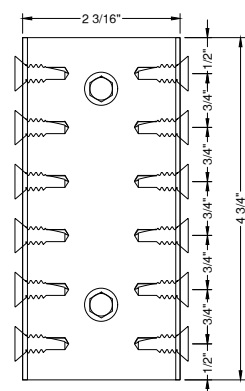


NOTE:  
 ALL DIMENSIONS TO BE FIELD  
 VERIFIED PRIOR TO FABRICATION

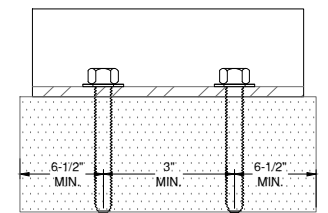
**U ANCHOR INTO CONCRETE:**  
 (1) 3/8" HUS-EZ ANCHOR WITH  
 NOMINAL EMBEDMENT OF 2-1/2"  
 AND MIN. CONCRETE EDGE  
 DISTANCE OF 4".  
 FOR MULLION ATTACHMENT TO  
 ANCHOR USE  
 (10) #10-24 CS SCREWS.



**38** **C1** **DOOR JAMB DETAIL** **1600** **7 1/2"**  
D15 A.362  
 DRAWING SCALE  
 24x36: 3/4:1  
 11x17: 3/8:1  
**THERMAL WIDE STILE**



**U ANCHOR INTO CONCRETE:**  
 (2) 3/8" HUS-EZ ANCHOR WITH  
 NOMINAL EMBEDMENT OF 3 1/4"  
 AND MIN. CONCRETE EDGE  
 DISTANCE OF 6-1/2".  
 FOR MULLION ATTACHMENT TO  
 ANCHOR USE  
 (12) #10-24 CS SCREWS.



# GLAZING CONTRACTOR

999 STREET, ST  
 CITY, STATE 99999

PH: 999.999.9999

## MP drafting & design

www.MPDRAFTING.com

P: 248.522.7096

F: 248.522.7030

## ARCHITECT:

RATIO

101 SOUTH PENNSYLVANIA STREET  
 INDIANAPOLIS, IN 46204  
 P: 317.633.4040

ARCHITECT NOTE:  
 ALL NOTES REQUESTING VERIFICATION,  
 CONFIRMATION, OR INFORMATION THAT ARE  
 NOT ANSWERED ARE ASSUMED TO BE  
 CORRECT AS SHOWN ON THESE DRAWINGS.

## STAMPS/ SUBMITTALS:

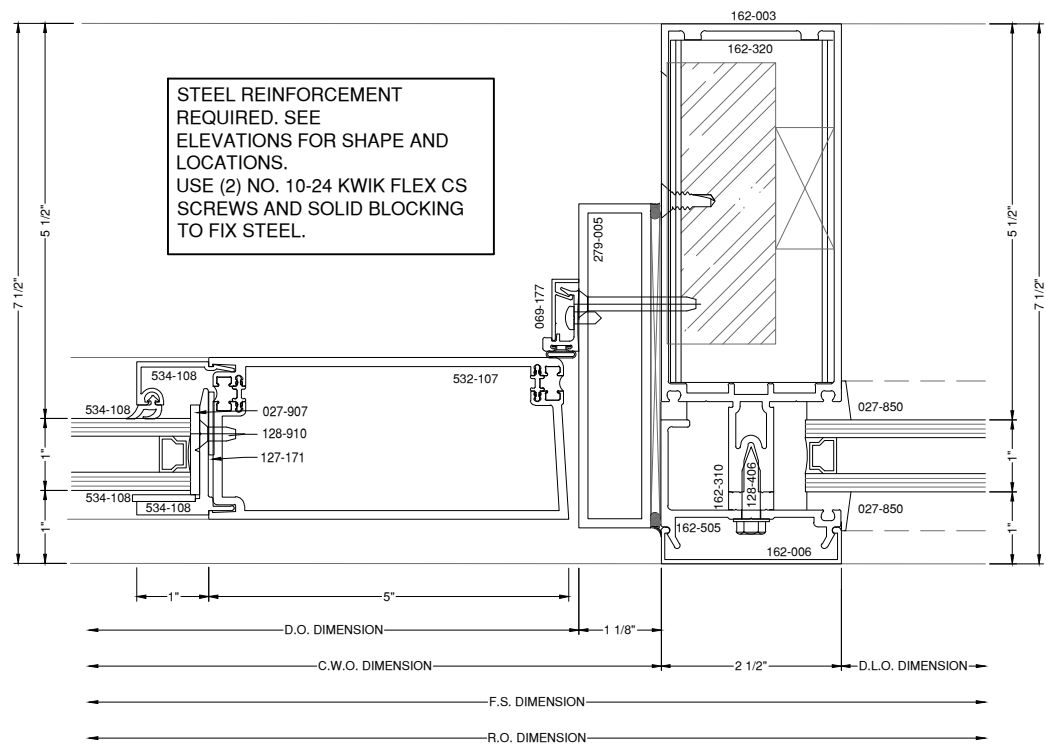
REVISION	DATE
0	01.22.2025
1	02.11.2025
2	03.12.2025
3	04.16.2025
4	06.11.2025
5	09.18.2025
6	10.13.2025

PROJECT NUMBER:  
**24-425E**

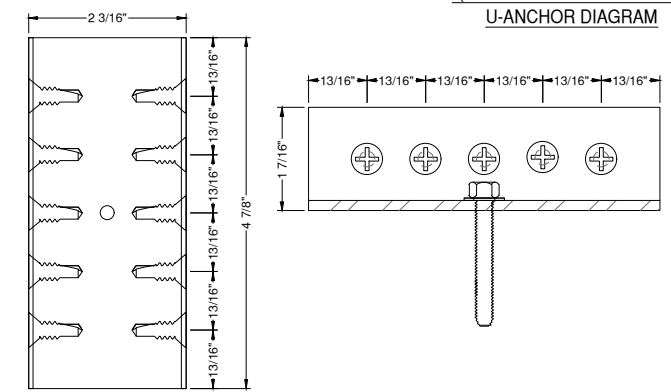
PROJECT NAME:  
**BSU VILLAGE HOTEL**

SHEET DESCRIPTION:  
**DETAILS**

SHEET:  
**D15**

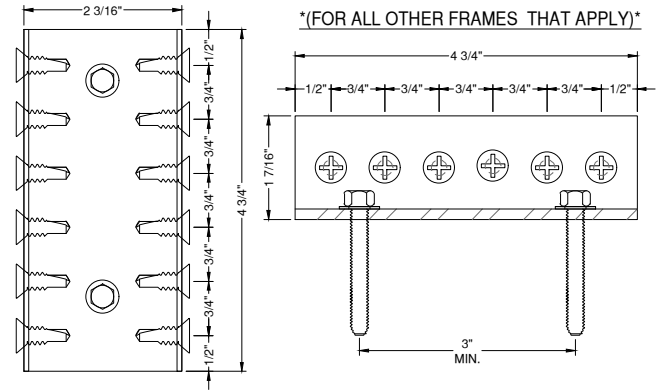


39 DOOR JAMB DETAIL 1600 7 1/2"  
 DRAWING SCALE 24x36: 3/4:1 11x17: 3/8:1  
 THERMAL WIDE STILE



\*(ONLY FOR ELEVATION CW-15)\*  
 U-ANCHOR DIAGRAM

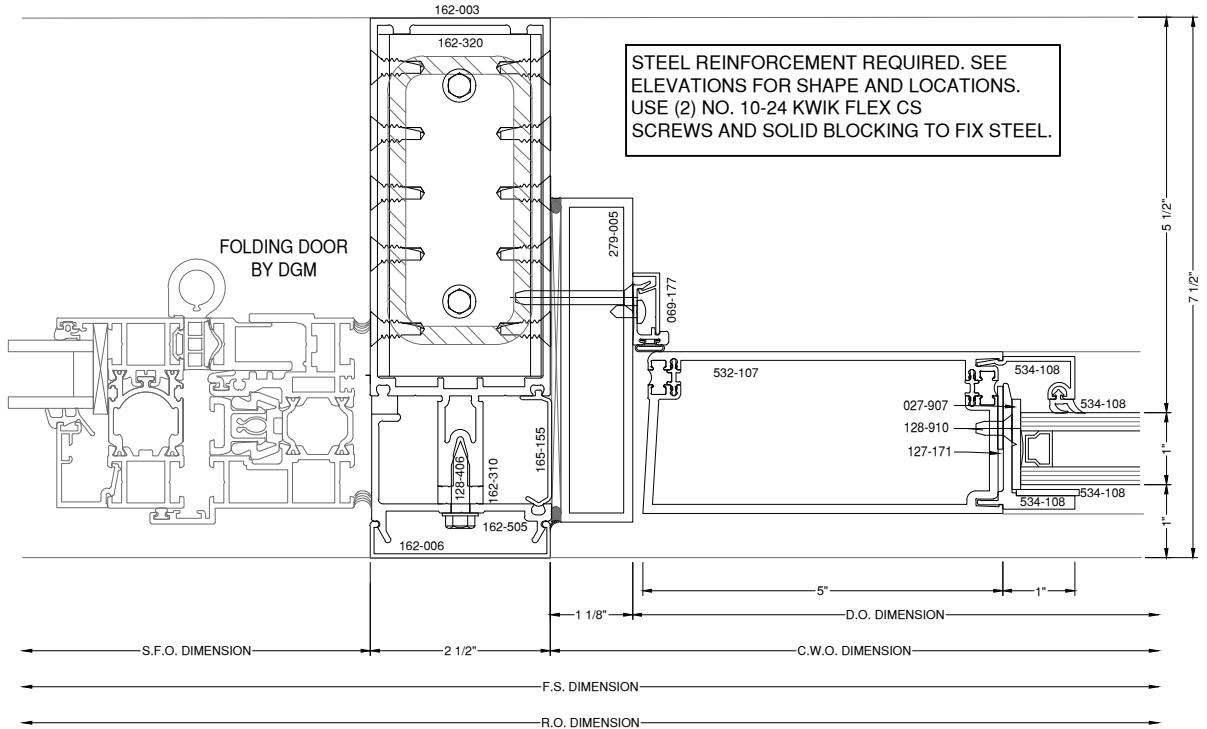
U ANCHOR INTO CONCRETE:  
 (1) 3/8" HUS-EZ ANCHOR WITH  
 NOMINAL EMBEDMENT OF 3 1/4" AND MIN.  
 CONCRETE EDGE DISTANCE OF 5".  
 FOR MULLION ATTACHMENT TO  
 ANCHOR USE  
 (10) #10-24 CS SCREWS.



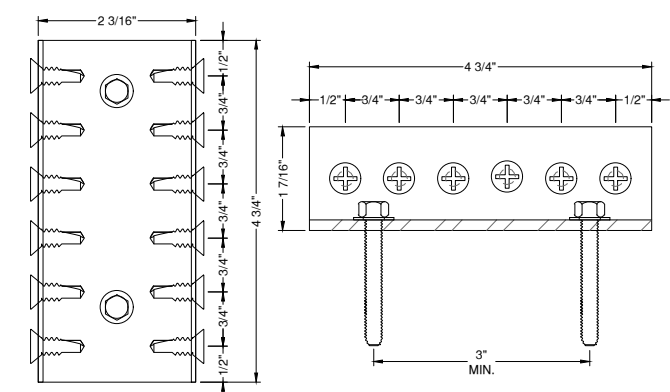
\*(FOR ALL OTHER FRAMES THAT APPLY)\*

U ANCHOR INTO CONCRETE:  
 (2) 3/8" HUS-EZ ANCHOR WITH  
 NOMINAL EMBEDMENT OF 3 1/4" AND MIN.  
 CONCRETE EDGE DISTANCE OF 6-1/2".  
 FOR MULLION ATTACHMENT TO  
 ANCHOR USE  
 (12) #10-24 CS SCREWS.

NOTE:  
 ALL DIMENSIONS TO BE FIELD  
 VERIFIED PRIOR TO FABRICATION



40 DOOR JAMB DETAIL 1600 7 1/2"  
 DRAWING SCALE 24x36: 3/4:1 11x17: 3/8:1  
 THERMAL WIDE STILE



41 DOOR JAMB DETAIL 1600 10 1/2"  
 DRAWING SCALE 24x36: 3/4:1 11x17: 3/8:1  
 THERMAL WIDE STILE

U ANCHOR INTO CONCRETE:  
 (2) 3/8" HUS-EZ ANCHOR WITH  
 NOMINAL EMBEDMENT OF 3 1/4" AND MIN.  
 CONCRETE EDGE DISTANCE OF 6-1/2".  
 FOR MULLION ATTACHMENT TO  
 ANCHOR USE  
 (12) #10-24 CS SCREWS.

DETAIL REMOVED

GLAZING CONTRACTOR

999 STREET, ST  
 CITY, STATE 99999  
 PH: 999.999.9999

MP drafting & design  
 www.MPDRAFTING.com  
 P: 248.522.7096  
 F: 248.522.7030

ARCHITECT:  
 RATIO  
 101 SOUTH PENNSYLVANIA STREET  
 INDIANAPOLIS, IN 46204  
 P: 317.633.4040

ARCHITECT NOTE:  
 ALL NOTES REQUESTING VERIFICATION,  
 CONFIRMATION, OR INFORMATION THAT ARE  
 NOT ANSWERED ARE ASSUMED TO BE  
 CORRECT AS SHOWN ON THESE DRAWINGS.

STAMPS/  
 SUBMITTALS:

REVISION	DATE
0	01.22.2025
1	02.11.2025
2	03.12.2025
3	04.16.2025
4	06.11.2025
5	09.18.2025
6	10.13.2025

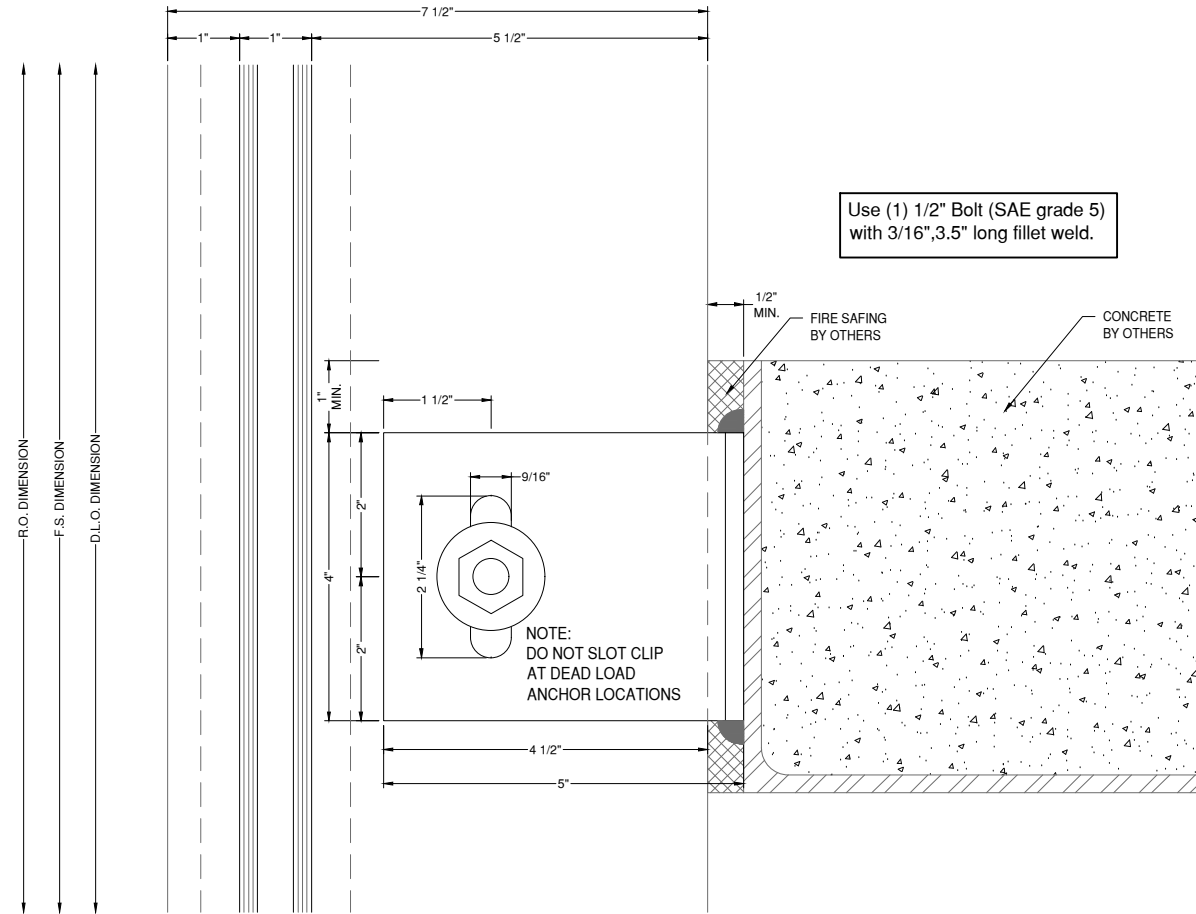
PROJECT NUMBER:  
 24-425E

PROJECT NAME:  
 BSU VILLAGE HOTEL

SHEET DESCRIPTION:  
 DETAILS

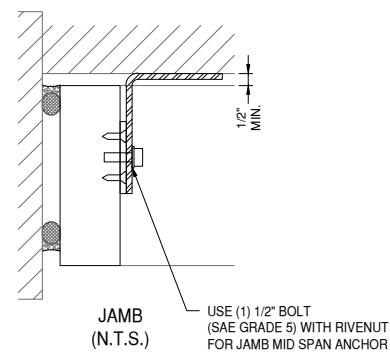
SHEET:  
 D16

NOTE:  
ALL DIMENSIONS TO BE FIELD  
VERIFIED PRIOR TO FABRICATION

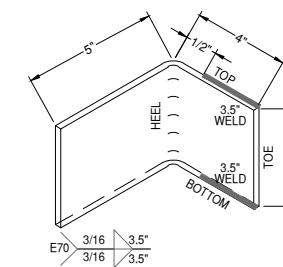
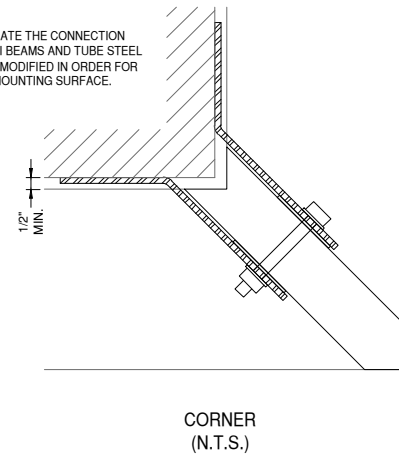
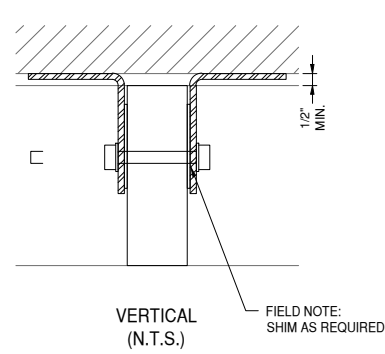


42 ANCHOR DETAIL  
DRAWING SCALE  
34x36: 3/4:1  
11x17: 3/8:1

NOTE:  
PLEASE COORDINATE THE CONNECTION AT THE CORNER. I BEAMS AND TUBE STEEL MAY NEED TO BE MODIFIED IN ORDER FOR THE CLIPS TO A MOUNTING SURFACE.



NOTE:  
PLEASE COORDINATE THE CONNECTION AT THE CORNER. I BEAMS AND TUBE STEEL MAY NEED TO BE MODIFIED IN ORDER FOR THE CLIPS TO A MOUNTING SURFACE.



WELD LOCATION DIAGRAM

# GLAZING CONTRACTOR

999 STREET, ST  
CITY, STATE 99999  
PH: 999.999.9999



www.MPDRAFTING.com  
P: 248.522.7096  
F: 248.522.7030

## ARCHITECT:

RATIO  
101 SOUTH PENNSYLVANIA STREET  
INDIANAPOLIS, IN 46204  
P: 317.633.4040

ARCHITECT NOTE:  
ALL NOTES REQUESTING VERIFICATION, CONFIRMATION, OR INFORMATION THAT ARE NOT ANSWERED ARE ASSUMED TO BE CORRECT AS SHOWN ON THESE DRAWINGS.

## STAMPS/ SUBMITTALS:

REVISION	DATE
0	01.22.2025
1	02.11.2025
2	03.12.2025
3	04.16.2025
4	06.11.2025
5	09.18.2025
6	10.13.2025

PROJECT NUMBER:  
**24-425E**

PROJECT NAME:  
**BSU VILLAGE HOTEL**

SHEET DESCRIPTION:  
**DETAILS**

SHEET:  
**D17**

NOTE:  
FASTENERS SHOWN FOR LOCATION  
REFERENCE ONLY. FASTENER TYPE, SIZE  
AND SPACING ARE TO BE DETERMINED  
BY THE PROFESSIONAL ENGINEER.

NOTE:  
ALL DIMENSIONS TO BE FIELD  
VERIFIED PRIOR TO FABRICATION

# GLAZING CONTRACTOR

999 STREET, ST  
CITY, STATE 99999  
PH: 999.999.9999



www.MPDRAFTING.com  
P: 248.522.7096  
F: 248.522.7030

## ARCHITECT:

RATIO  
101 SOUTH PENNSYLVANIA STREET  
INDIANAPOLIS, IN 46204  
P: 317.633.4040

ARCHITECT NOTE:  
ALL NOTES REQUESTING VERIFICATION,  
CONFIRMATION, OR INFORMATION THAT ARE  
NOT ANSWERED ARE ASSUMED TO BE  
CORRECT AS SHOWN ON THESE DRAWINGS.

## STAMPS/ SUBMITTALS:

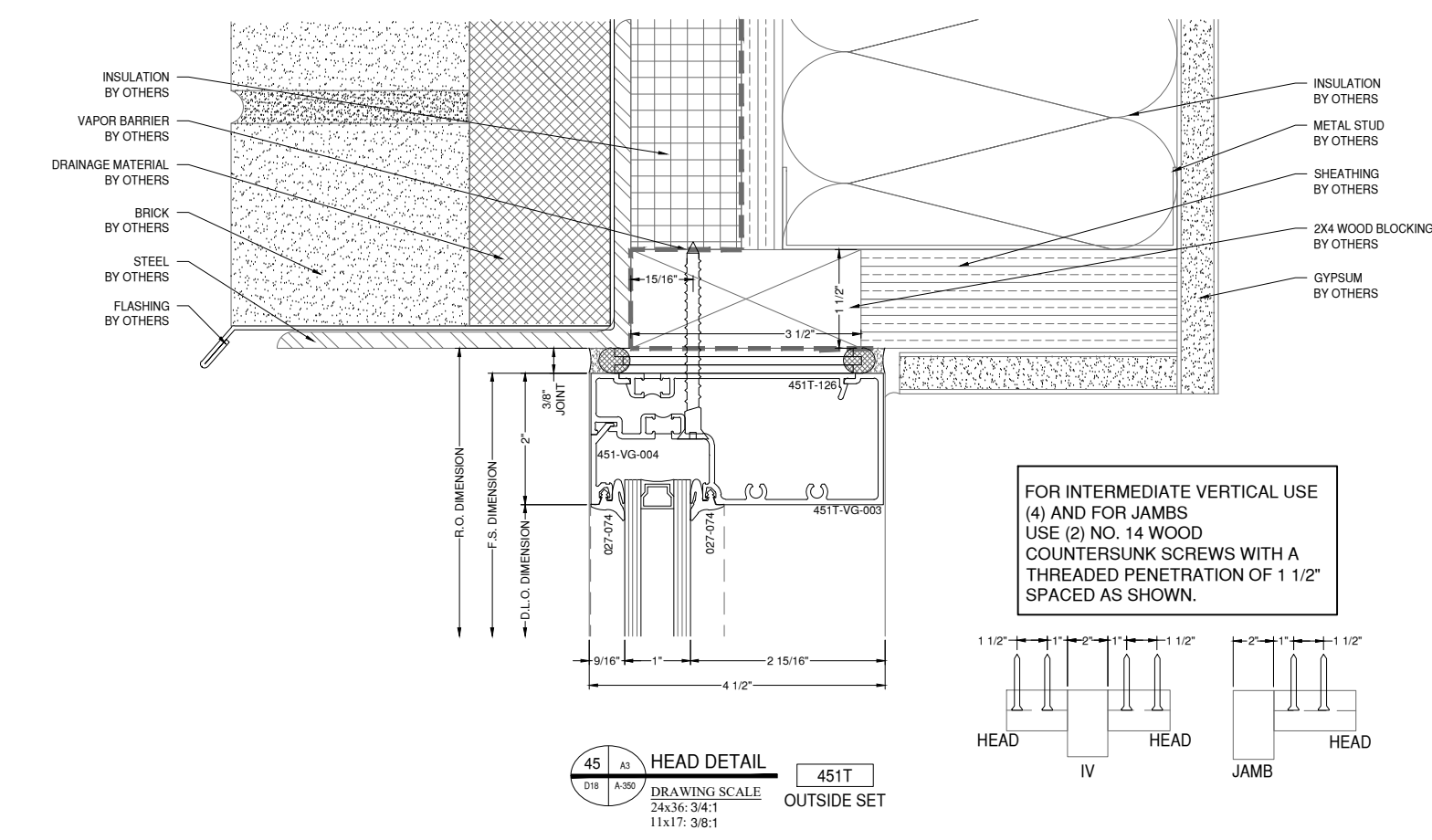
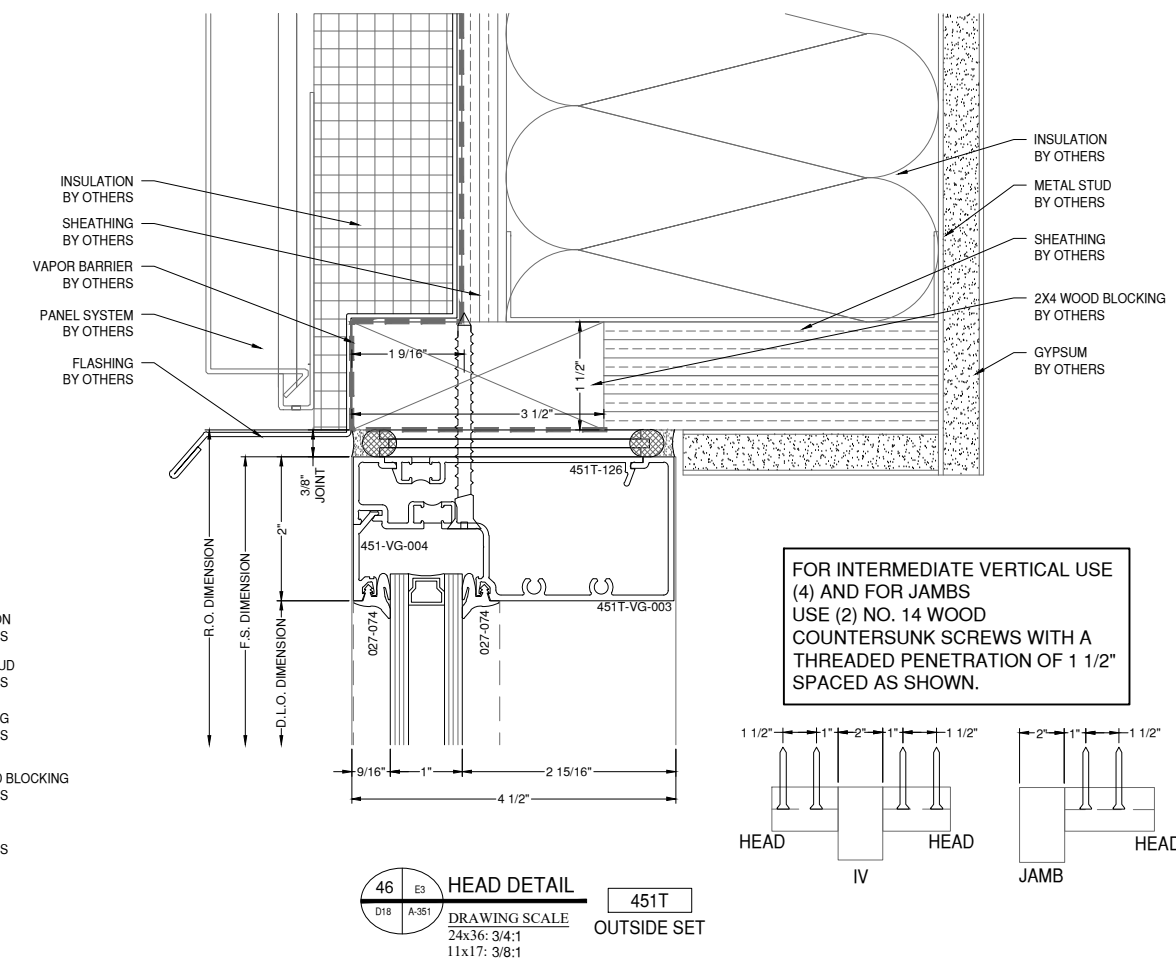
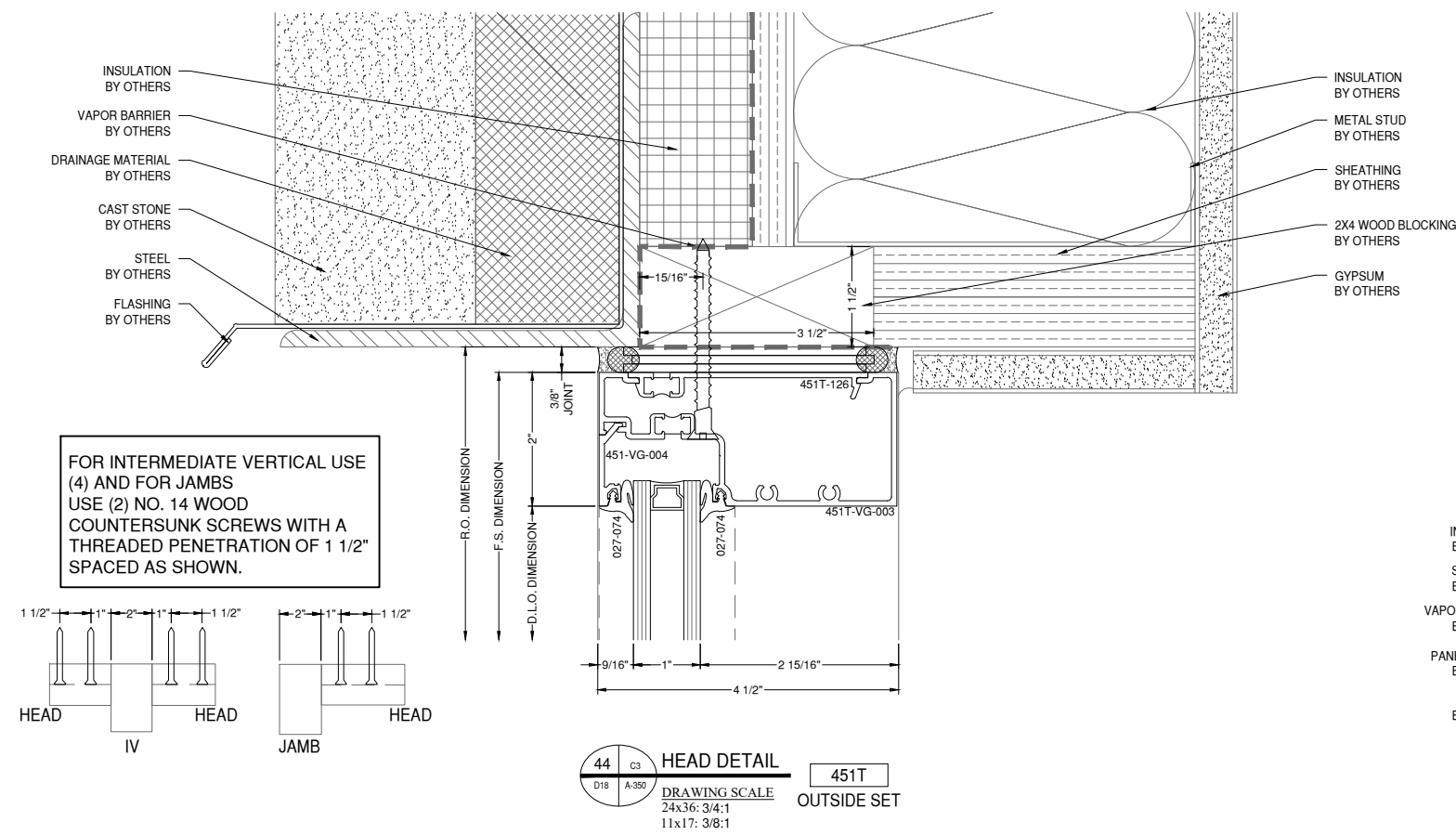
REVISION	DATE
0	01.22.2025
1	02.11.2025
2	03.12.2025
3	04.16.2025
4	06.11.2025
5	09.18.2025
6	10.13.2025

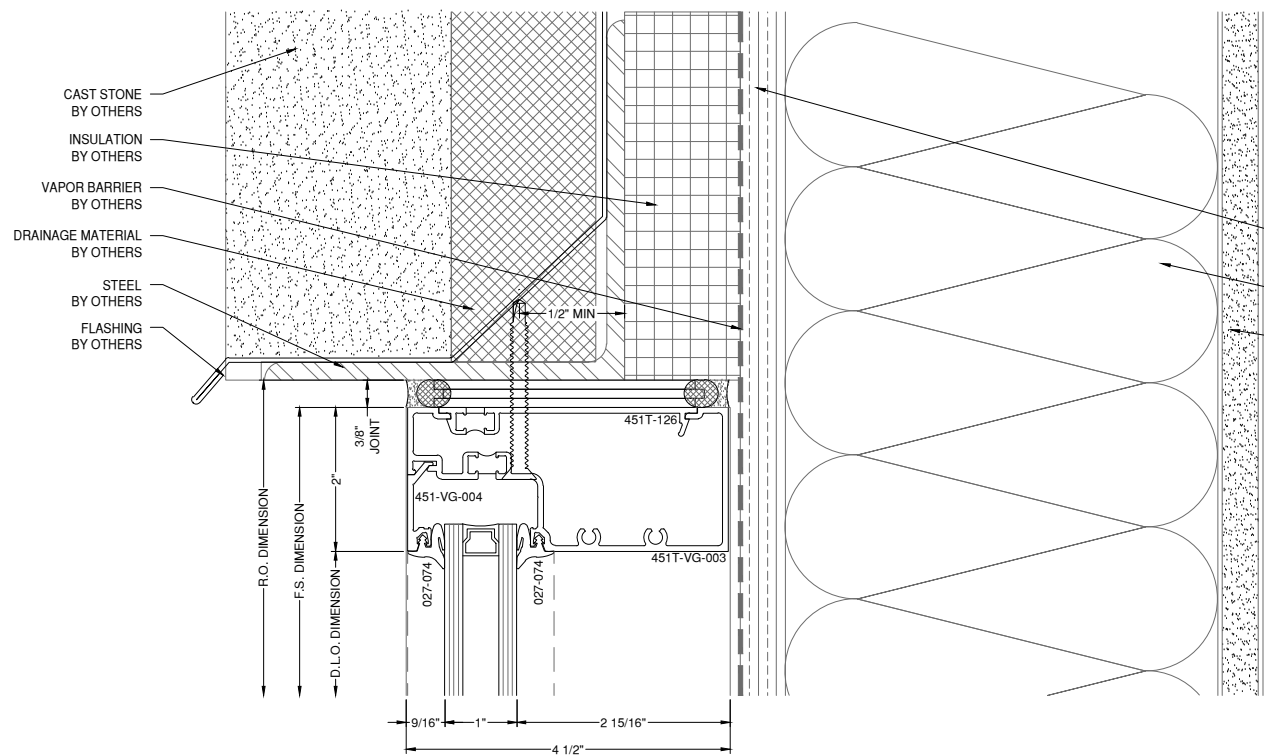
PROJECT NUMBER:  
**24-425E**

PROJECT NAME:  
**BSU VILLAGE HOTEL**

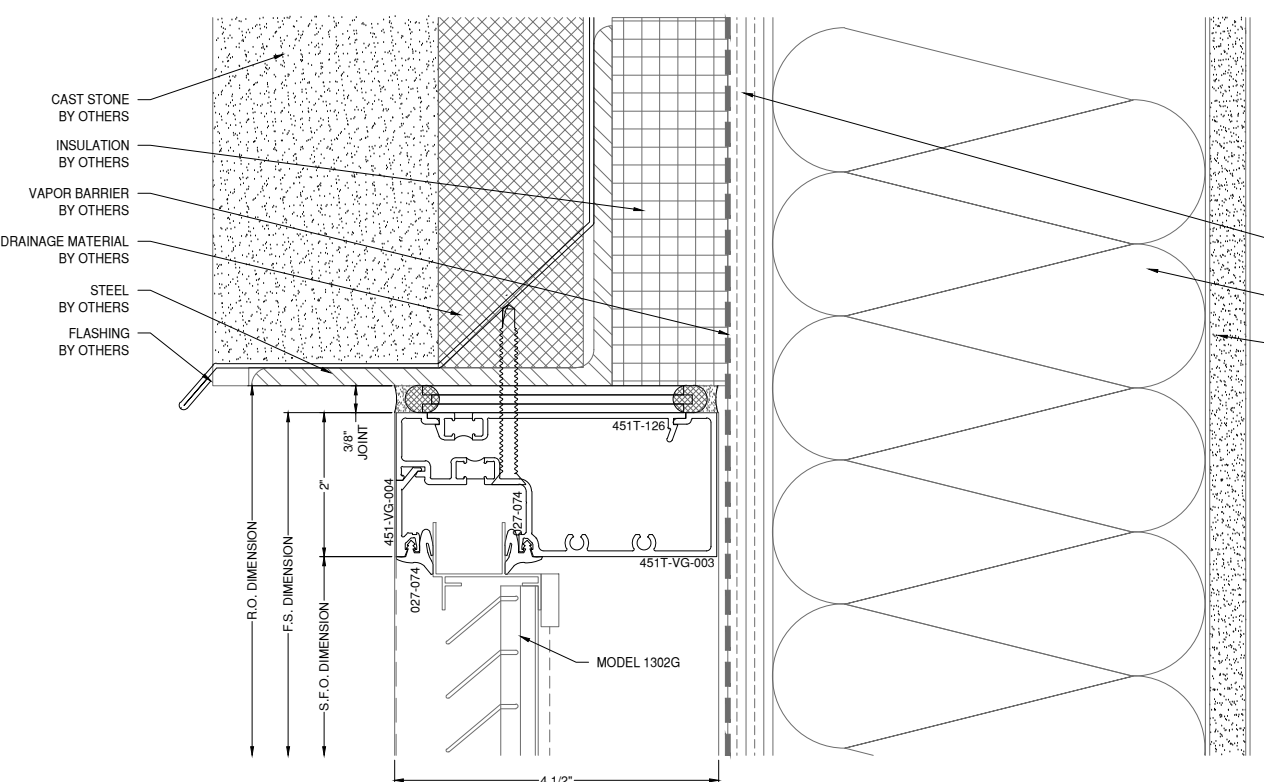
SHEET DESCRIPTION:  
**DETAILS**

SHEET:  
**D18**

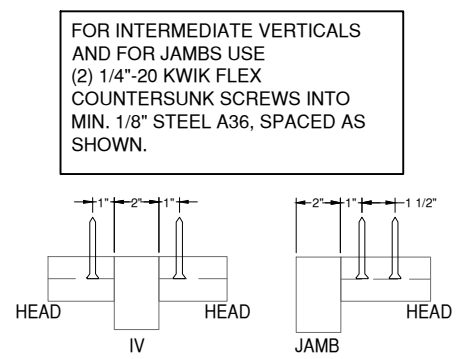




**47** E6 HEAD DETAIL 451T  
 D19 A-351 DRAWING SCALE 24x36: 3/4:1 11x17: 3/8:1  
 OUTSIDE SET

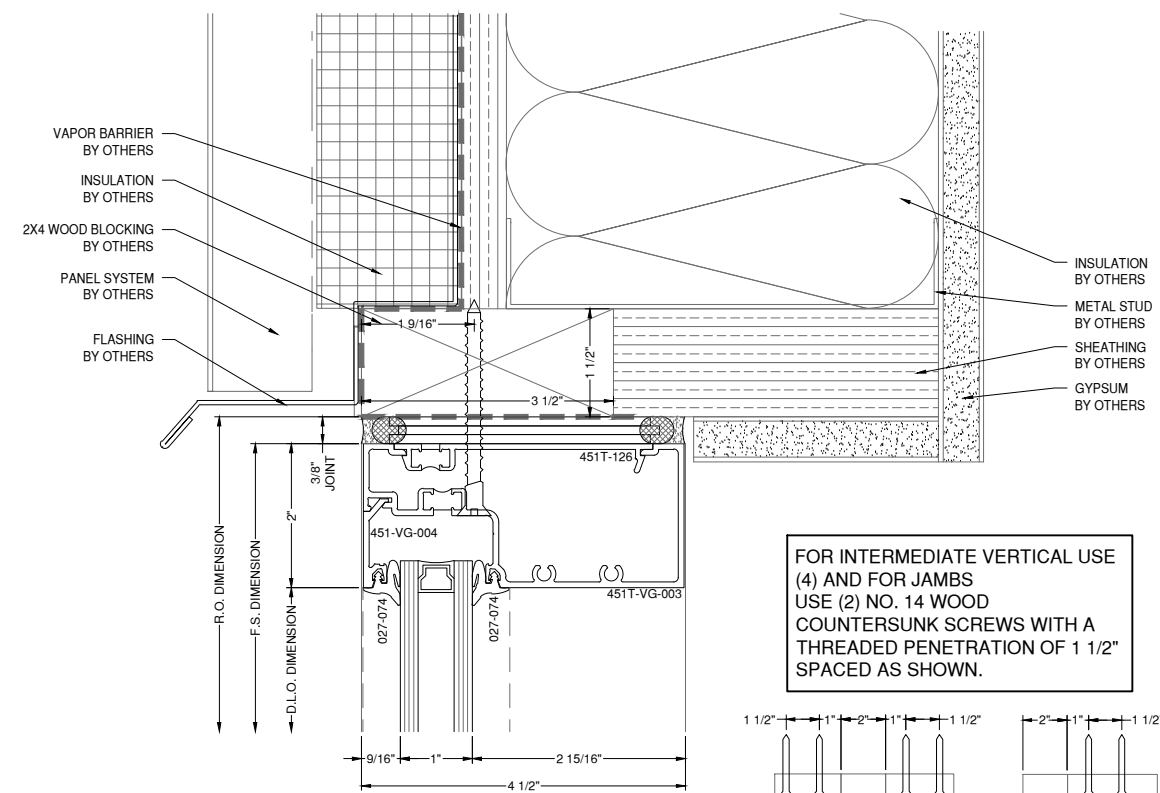


**48** E6 HEAD DETAIL 451T  
 D19 A-351 DRAWING SCALE 24x36: 3/4:1 11x17: 3/8:1  
 OUTSIDE SET

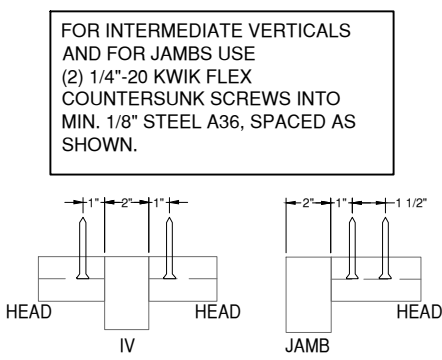
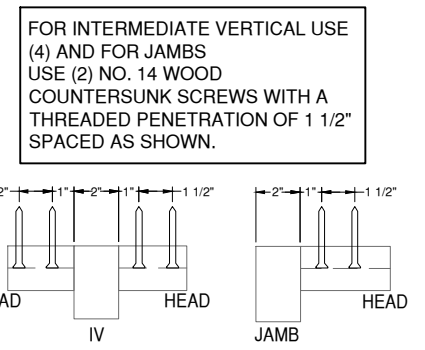


NOTE:  
 FASTENERS SHOWN FOR LOCATION REFERENCE ONLY. FASTENER TYPE, SIZE AND SPACING ARE TO BE DETERMINED BY THE PROFESSIONAL ENGINEER.

NOTE:  
 ALL DIMENSIONS TO BE FIELD VERIFIED PRIOR TO FABRICATION



**49** A5 HEAD DETAIL 451T  
 D19 A-351 DRAWING SCALE 24x36: 3/4:1 11x17: 3/8:1  
 OUTSIDE SET



# GLAZING CONTRACTOR

999 STREET, ST  
 CITY, STATE 99999  
 PH: 999.999.9999

# MP drafting & design

www.MPDRAFTING.com  
 P: 248.522.7096  
 F: 248.522.7030

## ARCHITECT:

RATIO  
 101 SOUTH PENNSYLVANIA STREET  
 INDIANAPOLIS, IN 46204  
 P: 317.633.4040

ARCHITECT NOTE:  
 ALL NOTES REQUESTING VERIFICATION, CONFIRMATION, OR INFORMATION THAT ARE NOT ANSWERED ARE ASSUMED TO BE CORRECT AS SHOWN ON THESE DRAWINGS.

## STAMPS/ SUBMITTALS:

REVISION	DATE
0	01.22.2025
1	02.11.2025
2	03.12.2025
3	04.16.2025
4	06.11.2025
5	09.18.2025
6	10.13.2025

PROJECT NUMBER:  
**24-425E**

PROJECT NAME:  
**BSU VILLAGE HOTEL**

SHEET DESCRIPTION:  
**DETAILS**

SHEET:  
**D19**

# GLAZING CONTRACTOR

999 STREET, ST  
CITY, STATE 99999  
PH: 999.999.9999

**MP** drafting  
& design

www.MPDRAFTING.com

P: 248.522.7096  
F: 248.522.7030

## ARCHITECT:

RATIO

101 SOUTH PENNSYLVANIA STREET  
INDIANAPOLIS, IN 46204  
P: 317.633.4040

ARCHITECT NOTE:  
ALL NOTES REQUESTING VERIFICATION,  
CONFIRMATION, OR INFORMATION THAT ARE  
NOT ANSWERED ARE ASSUMED TO BE  
CORRECT AS SHOWN ON THESE DRAWINGS.

## STAMPS/ SUBMITTALS:

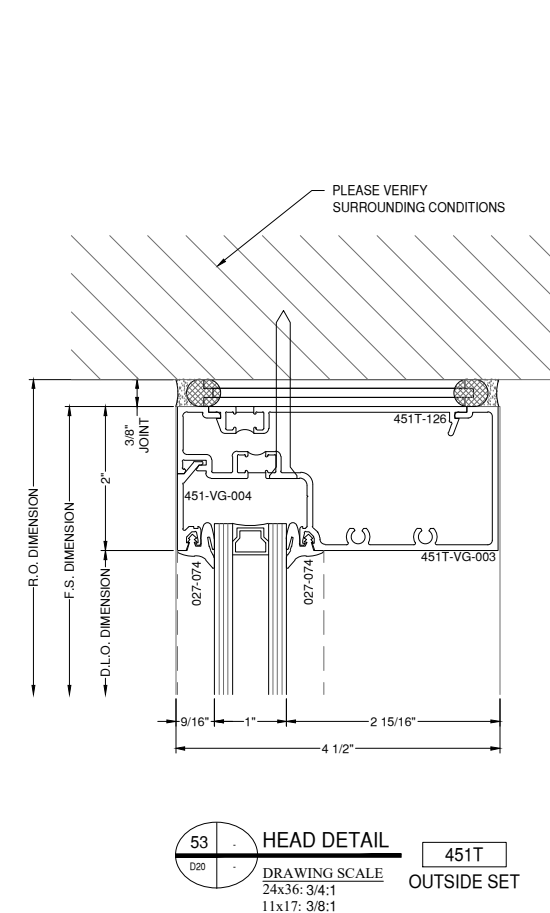
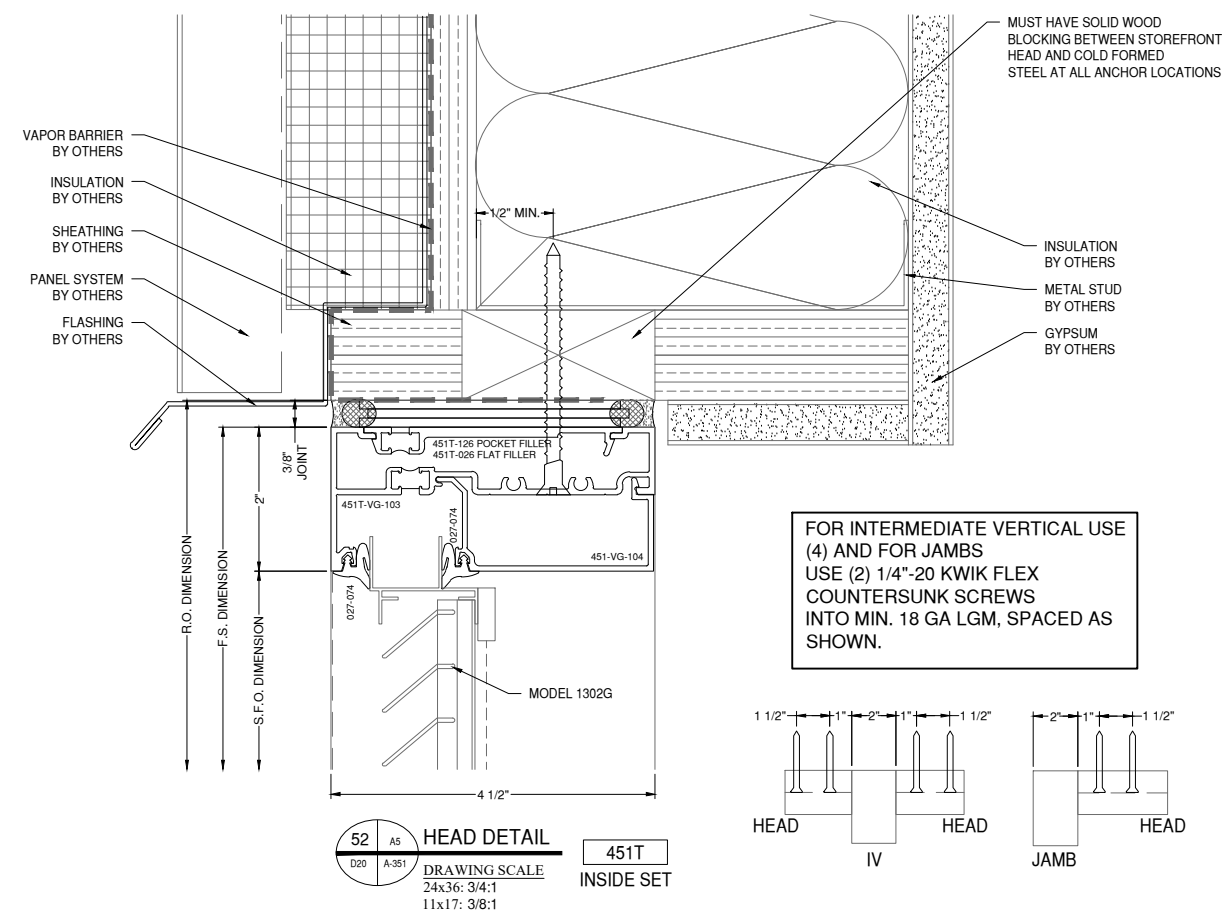
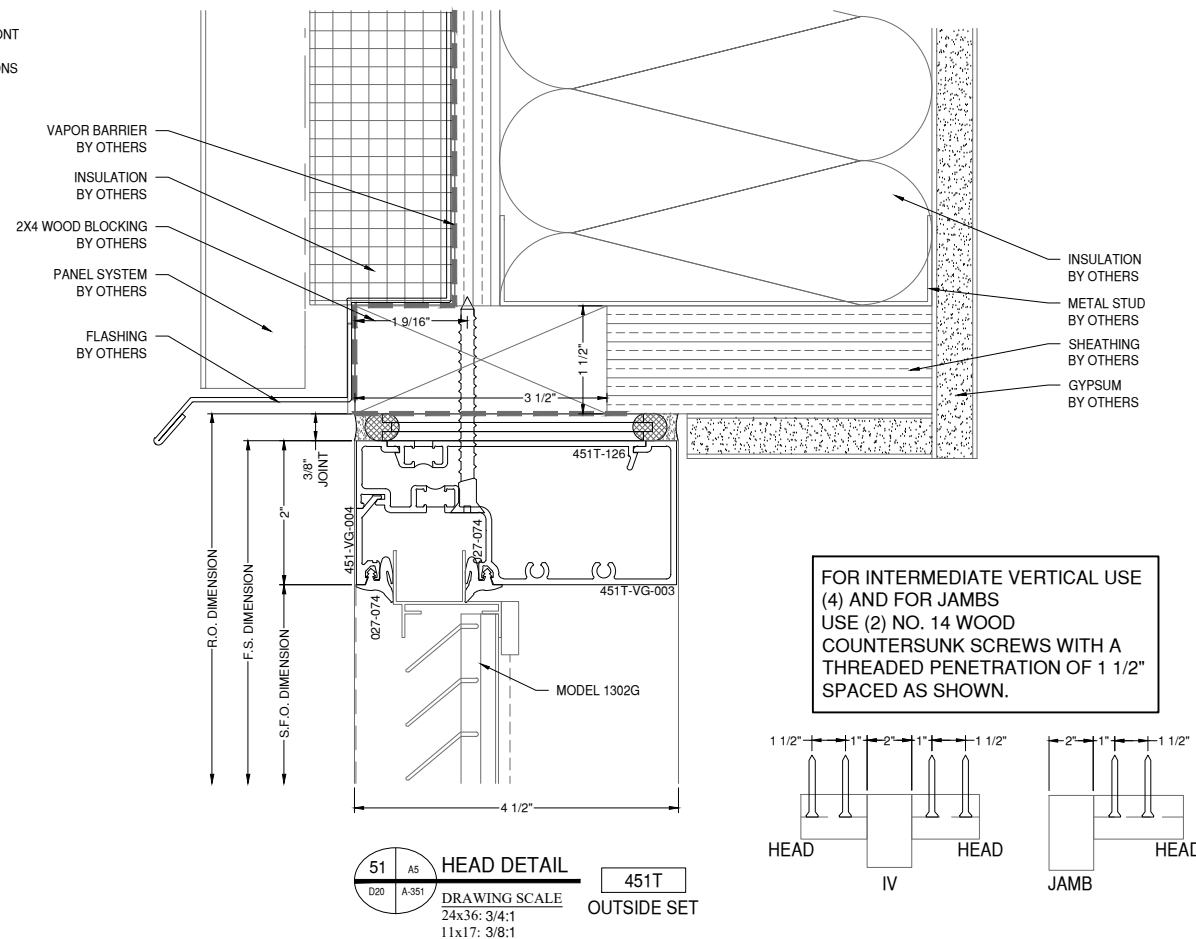
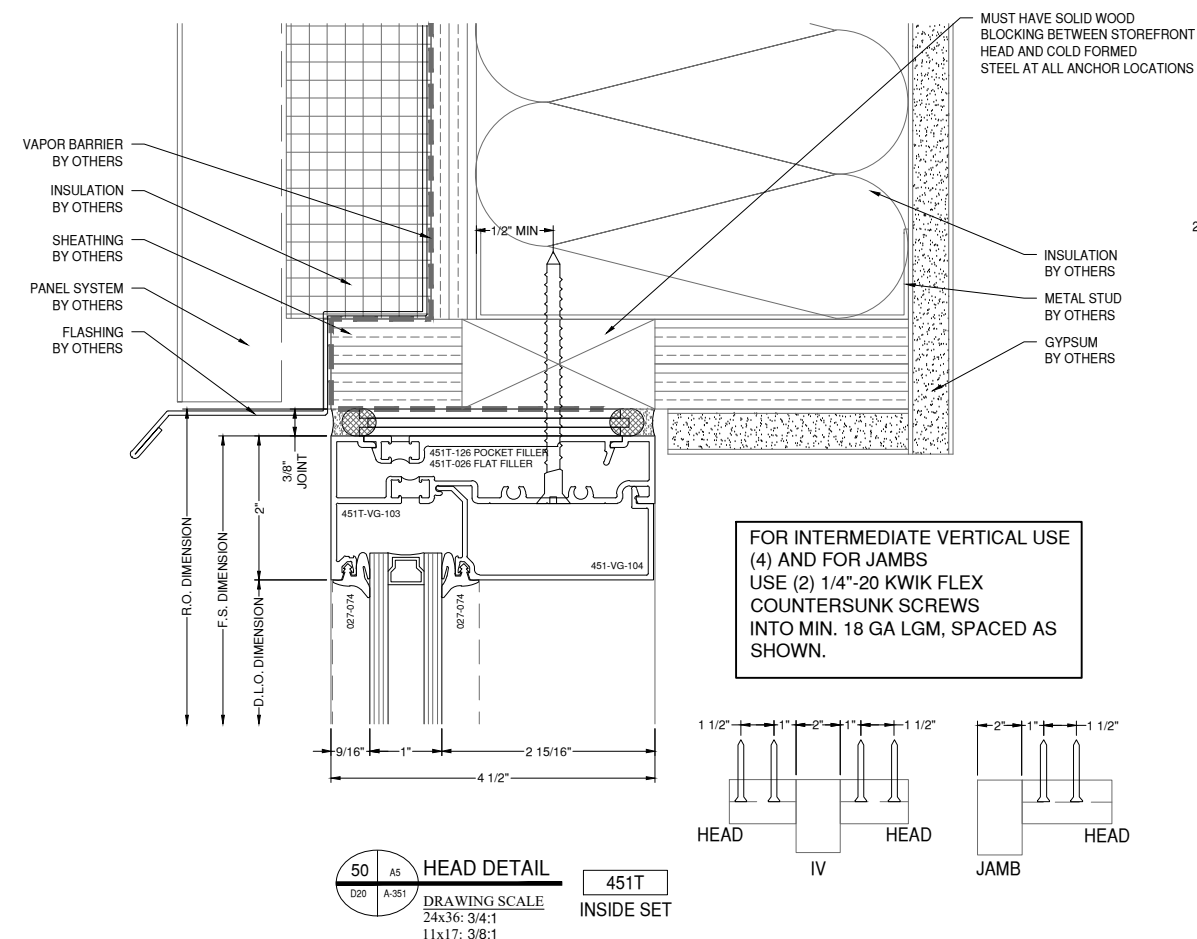
REVISION	DATE
0	01.22.2025
1	02.11.2025
2	03.12.2025
3	04.16.2025
4	06.11.2025
5	09.18.2025
6	10.13.2025

PROJECT NUMBER:  
**24-425E**

PROJECT NAME:  
**BSU VILLAGE HOTEL**

SHEET DESCRIPTION:  
**DETAILS**

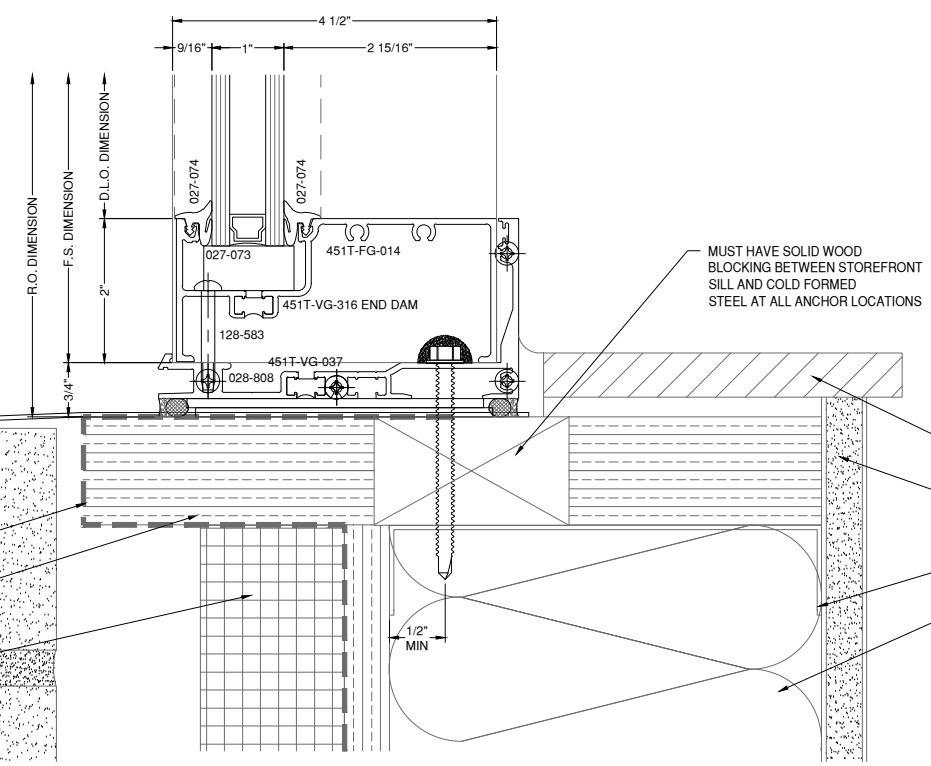
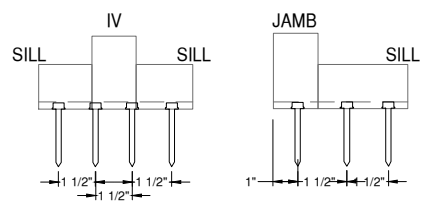
SHEET:  
**D20**



NOTE:  
FASTENERS SHOWN FOR LOCATION  
REFERENCE ONLY. FASTENER TYPE, SIZE  
AND SPACING ARE TO BE DETERMINED  
BY THE PROFESSIONAL ENGINEER.

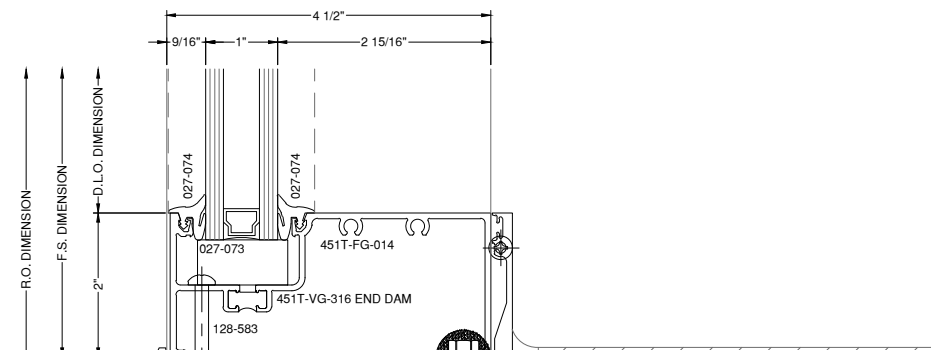
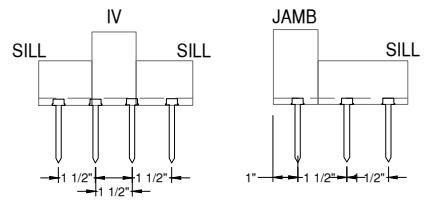
NOTE:  
ALL DIMENSIONS TO BE FIELD  
VERIFIED PRIOR TO FABRICATION

FOR INTERMEDIATE VERTICALS USE (4) AND FOR JAMBS USE (3) 1/4"-20 KWIK FLEX HEX HEAD SCREWS INTO MIN. 18 GA LGM, SPACED AS SHOWN.



**54** SILL DETAIL  
 DRAWING SCALE  
 24x36: 3/4:1  
 11x17: 3/8:1  
 451T

FOR INTERMEDIATE VERTICALS USE (4) AND FOR JAMBS USE (3) 1/4"-20 KWIK FLEX HEX HEAD SCREWS INTO MIN. 18 GA LGM, SPACED AS SHOWN.

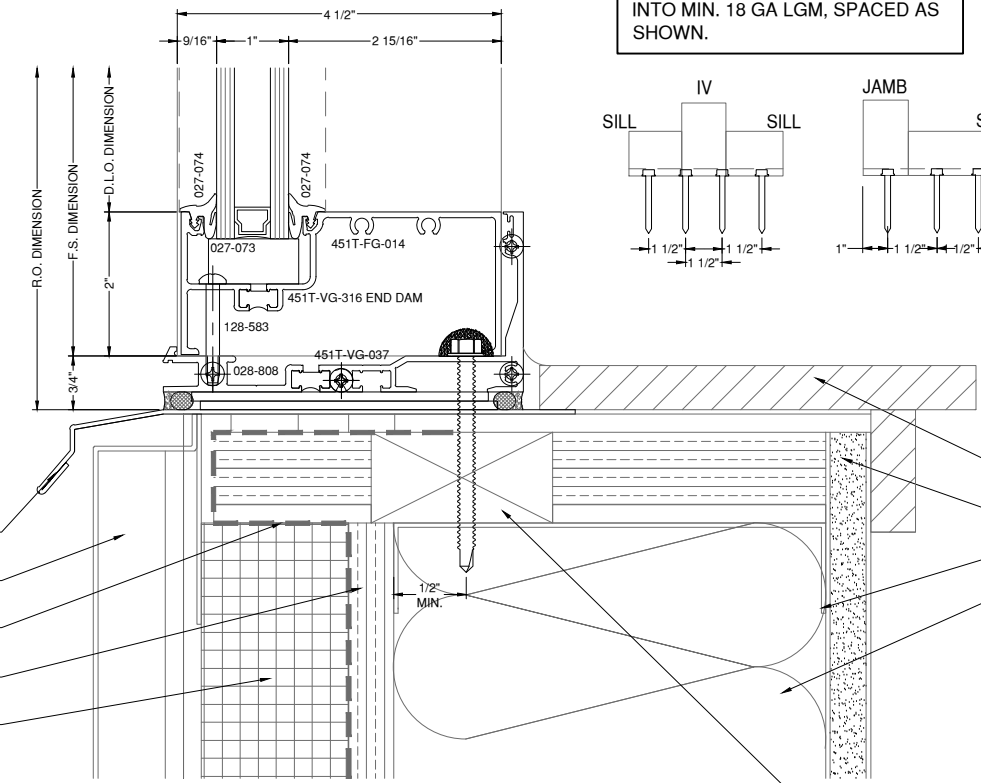
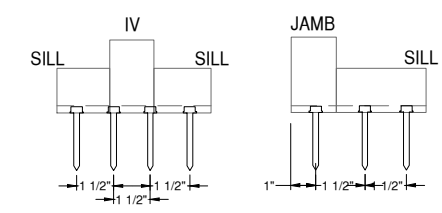


**55** SILL DETAIL  
 DRAWING SCALE  
 24x36: 3/4:1  
 11x17: 3/8:1  
 451T

NOTE:  
 FASTENERS SHOWN FOR LOCATION REFERENCE ONLY. FASTENER TYPE, SIZE AND SPACING ARE TO BE DETERMINED BY THE PROFESSIONAL ENGINEER.

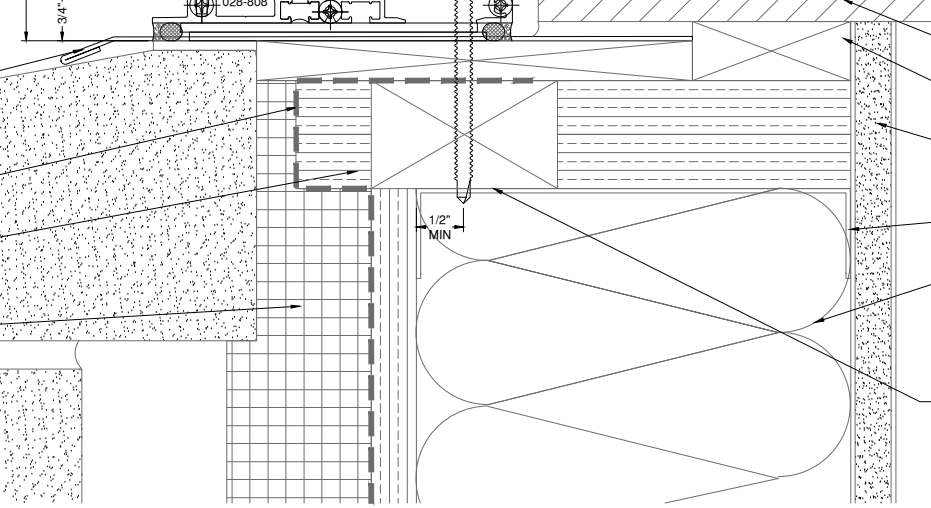
NOTE:  
 ALL DIMENSIONS TO BE FIELD VERIFIED PRIOR TO FABRICATION

FOR INTERMEDIATE VERTICALS USE (4) AND FOR JAMBS USE (3) 1/4"-20 KWIK FLEX HEX HEAD SCREWS INTO MIN. 18 GA LGM, SPACED AS SHOWN.

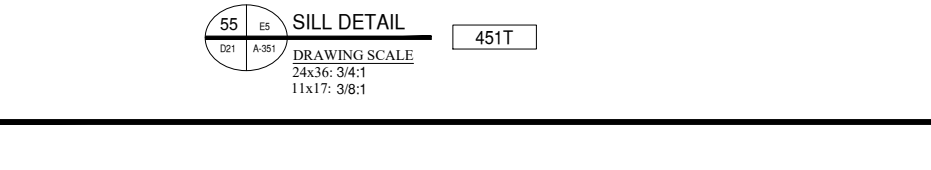


**56** SILL DETAIL  
 DRAWING SCALE  
 24x36: 3/4:1  
 11x17: 3/8:1  
 451T

FOR INTERMEDIATE VERTICALS USE (4) AND FOR JAMBS USE (3) 1/4"-20 KWIK FLEX HEX HEAD SCREWS INTO MIN. 18 GA LGM, SPACED AS SHOWN.



FOR INTERMEDIATE VERTICALS USE (4) AND FOR JAMBS USE (3) 1/4"-20 KWIK FLEX HEX HEAD SCREWS INTO MIN. 18 GA LGM, SPACED AS SHOWN.



**55** SILL DETAIL  
 DRAWING SCALE  
 24x36: 3/4:1  
 11x17: 3/8:1  
 451T

SOLID SILL BY OTHERS  
 GYPSUM BY OTHERS  
 METAL STUD BY OTHERS  
 INSULATION BY OTHERS

SOLID SILL BY OTHERS  
 GYPSUM BY OTHERS  
 METAL STUD BY OTHERS  
 INSULATION BY OTHERS

SOLID SILL BY OTHERS  
 BLOCKING BY OTHERS  
 GYPSUM BY OTHERS  
 METAL STUD BY OTHERS  
 INSULATION BY OTHERS

MUST HAVE SOLID WOOD BLOCKING BETWEEN STOREFRONT SILL AND COLD FORMED STEEL AT ALL ANCHOR LOCATIONS

# GLAZING CONTRACTOR

999 STREET, ST  
 CITY, STATE 99999  
 PH: 999.999.9999



www.MPDRAFTING.com  
 P: 248.522.7096  
 F: 248.522.7030

## ARCHITECT:

RATIO  
 101 SOUTH PENNSYLVANIA STREET  
 INDIANAPOLIS, IN 46204  
 P: 317.633.4040

ARCHITECT NOTE:  
 ALL NOTES REQUESTING VERIFICATION, CONFIRMATION, OR INFORMATION THAT ARE NOT ANSWERED ARE ASSUMED TO BE CORRECT AS SHOWN ON THESE DRAWINGS.

## STAMPS/ SUBMITTALS:

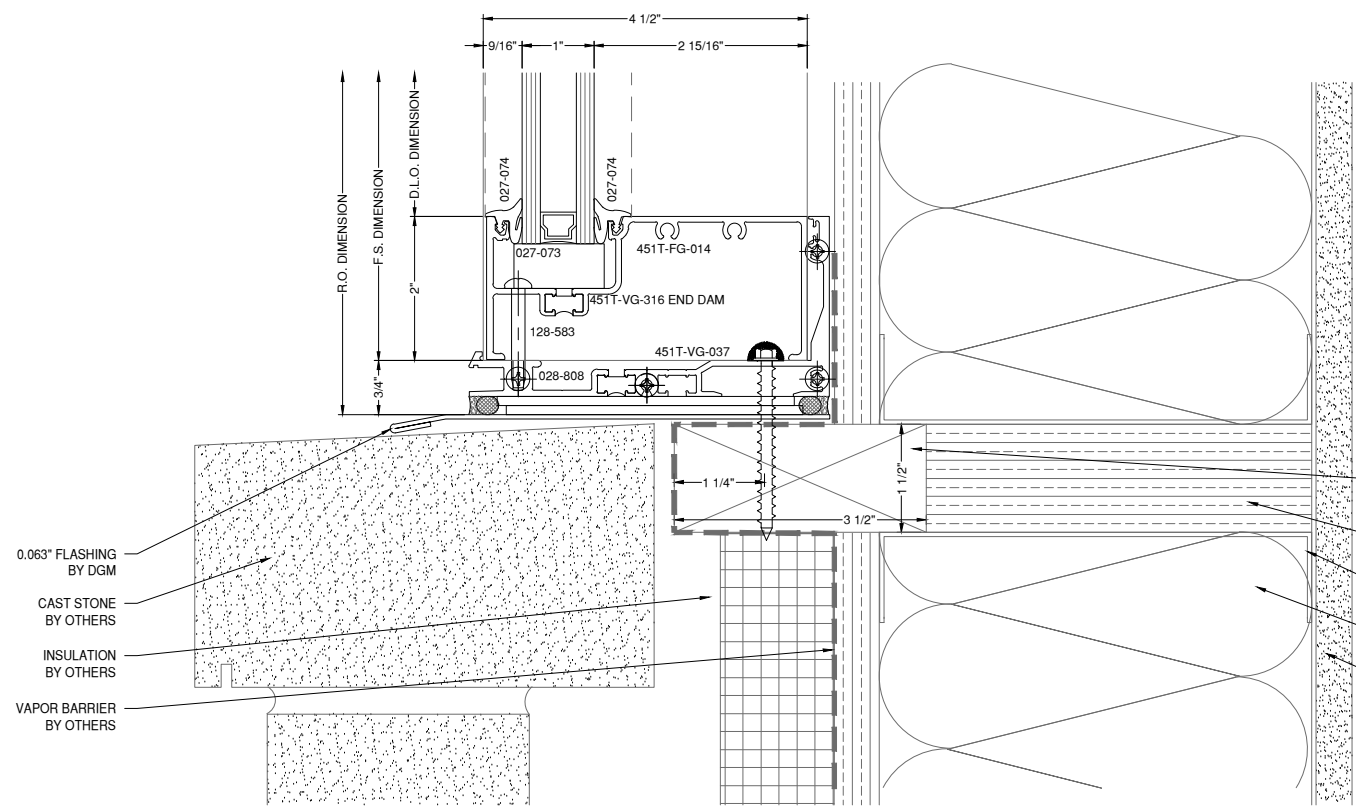
REVISION	DATE
0	01.22.2025
1	02.11.2025
2	03.12.2025
3	04.16.2025
4	06.11.2025
5	09.18.2025
6	10.13.2025

PROJECT NUMBER:  
**24-425E**

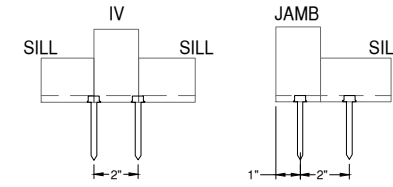
PROJECT NAME:  
**BSU VILLAGE HOTEL**

SHEET DESCRIPTION:  
**DETAILS**

SHEET:  
**D21**



FOR INTERMEDIATE VERTICAL AND FOR JAMBS USE (2) NO. 14 WOOD HEX HEAD SCREWS WITH A THREADED PENETRATION OF 1 1/2" SPACED AS SHOWN.



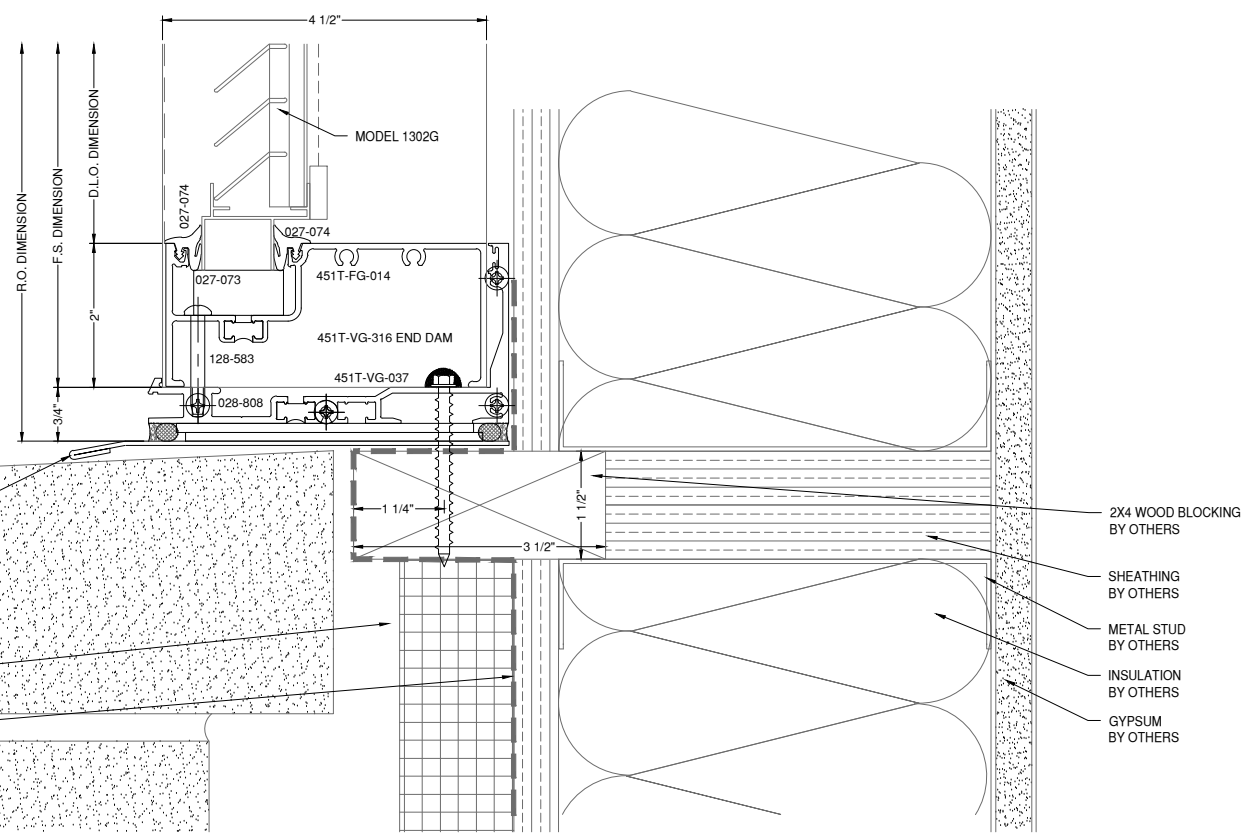
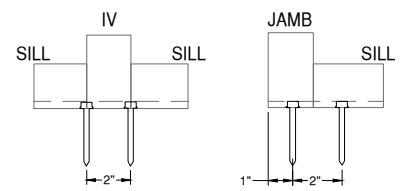
NOTE:  
 FASTENERS SHOWN FOR LOCATION REFERENCE ONLY. FASTENER TYPE, SIZE AND SPACING ARE TO BE DETERMINED BY THE PROFESSIONAL ENGINEER.

NOTE:  
 ALL DIMENSIONS TO BE FIELD VERIFIED PRIOR TO FABRICATION

2X4 WOOD BLOCKING BY OTHERS  
 SHEATHING BY OTHERS  
 METAL STUD BY OTHERS  
 INSULATION BY OTHERS  
 GYPSUM BY OTHERS

57 E6 SILL DETAIL 451T  
 D22 A-351  
 DRAWING SCALE  
 24x36: 3/4:1  
 11x17: 3/8:1

FOR INTERMEDIATE VERTICAL AND FOR JAMBS USE (2) NO. 14 WOOD HEX HEAD SCREWS WITH A THREADED PENETRATION OF 1 1/2" SPACED AS SHOWN.



58 E6 SILL DETAIL 451T  
 D22 A-351  
 DRAWING SCALE  
 24x36: 3/4:1  
 11x17: 3/8:1

# GLAZING CONTRACTOR

999 STREET, ST  
 CITY, STATE 99999

PH: 999.999.9999

**MP** drafting & design  
 www.MPDRAFTING.com  
 P: 248.522.7096  
 F: 248.522.7030

## ARCHITECT:

RATIO  
 101 SOUTH PENNSYLVANIA STREET  
 INDIANAPOLIS, IN 46204  
 P: 317.633.4040

ARCHITECT NOTE:  
 ALL NOTES REQUESTING VERIFICATION, CONFIRMATION, OR INFORMATION THAT ARE NOT ANSWERED ARE ASSUMED TO BE CORRECT AS SHOWN ON THESE DRAWINGS.

## STAMPS/ SUBMITTALS:

REVISION	DATE
0	01.22.2025
1	02.11.2025
2	03.12.2025
3	04.16.2025
4	06.11.2025
5	09.18.2025
6	10.13.2025

PROJECT NUMBER:  
**24-425E**

PROJECT NAME:  
**BSU VILLAGE HOTEL**

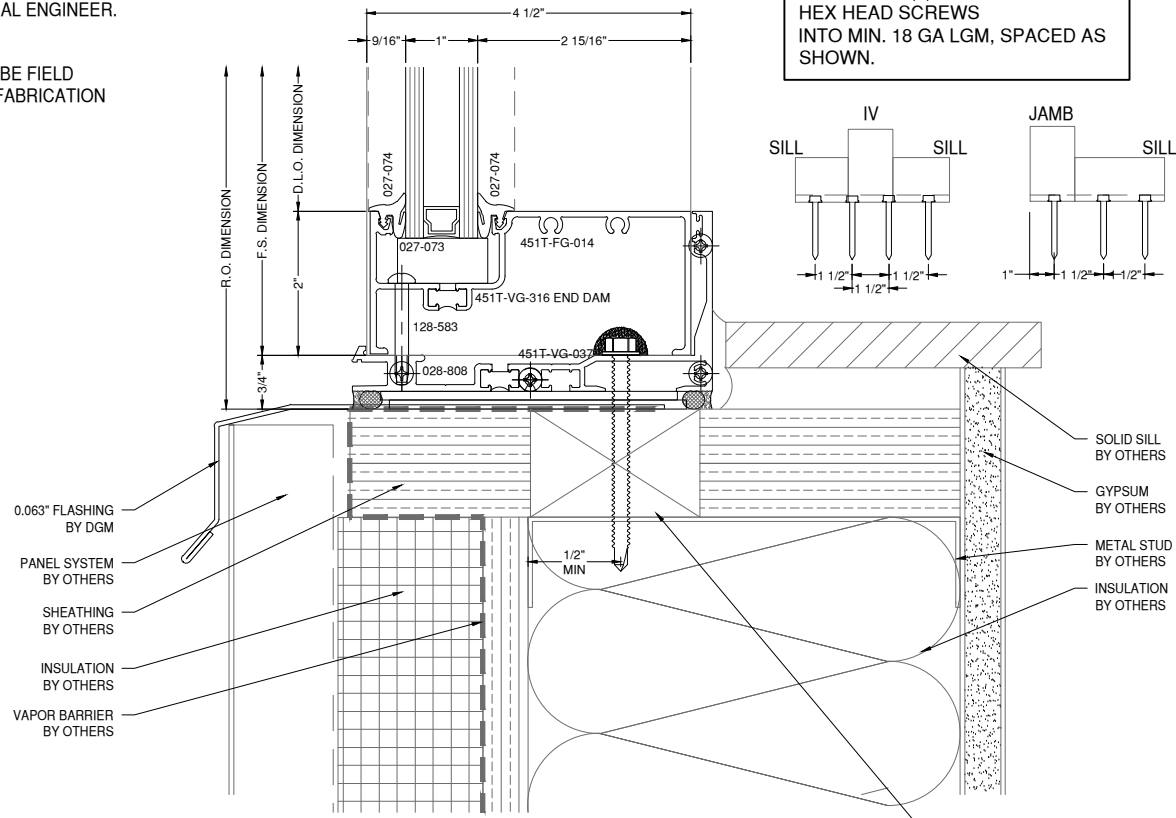
SHEET DESCRIPTION:  
**DETAILS**

SHEET:  
**D22**

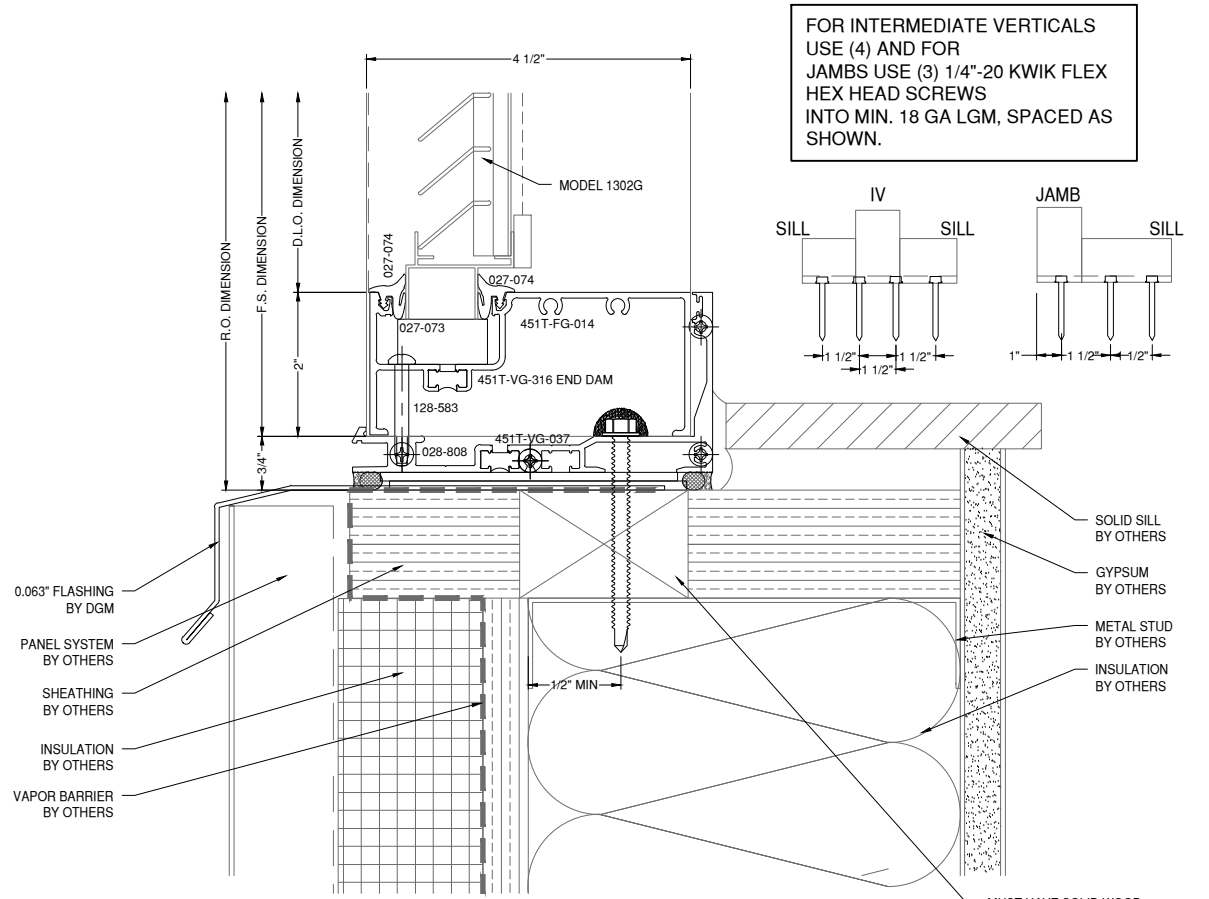
NOTE:  
FASTENERS SHOWN FOR LOCATION  
REFERENCE ONLY. FASTENER TYPE, SIZE  
AND SPACING ARE TO BE DETERMINED  
BY THE PROFESSIONAL ENGINEER.

NOTE:  
ALL DIMENSIONS TO BE FIELD  
VERIFIED PRIOR TO FABRICATION

FOR INTERMEDIATE VERTICALS  
USE (4) AND FOR  
JAMBS USE (3) 1/4"-20 KWIK FLEX  
HEX HEAD SCREWS  
INTO MIN. 18 GA LGM, SPACED AS  
SHOWN.



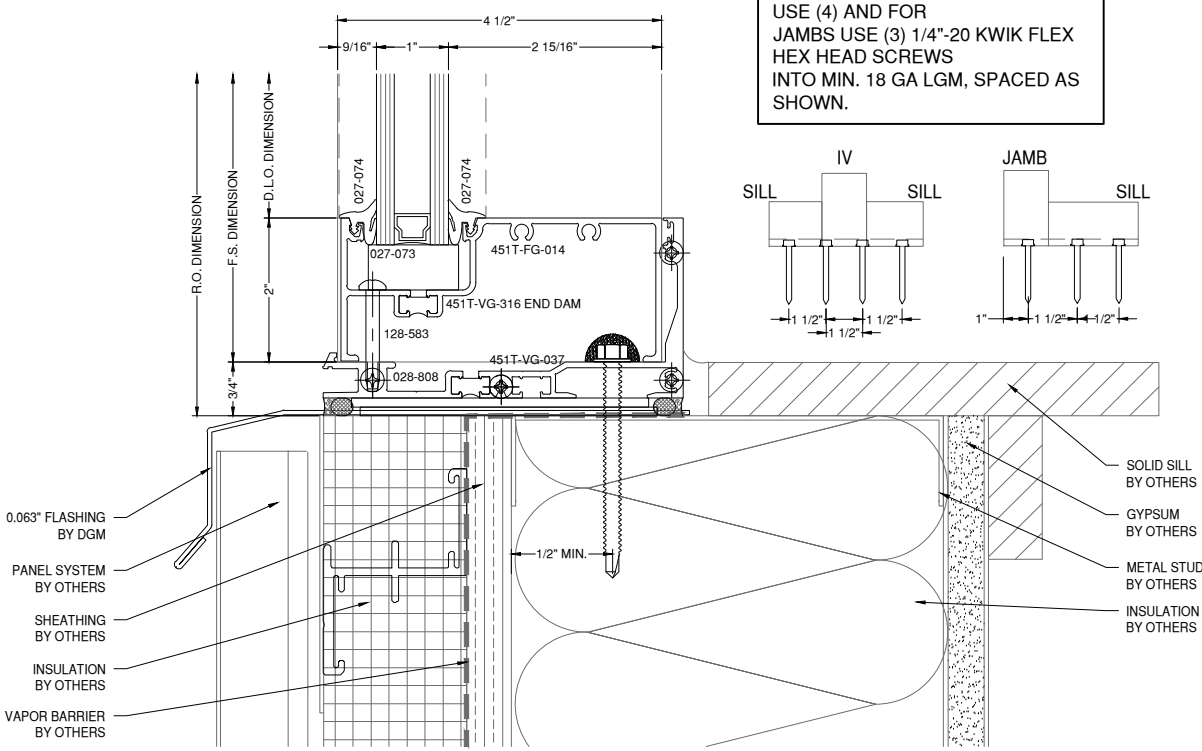
59 A5 SILL DETAIL 451T  
DRAWING SCALE  
24x36: 3/4:1  
11x17: 3/8:1



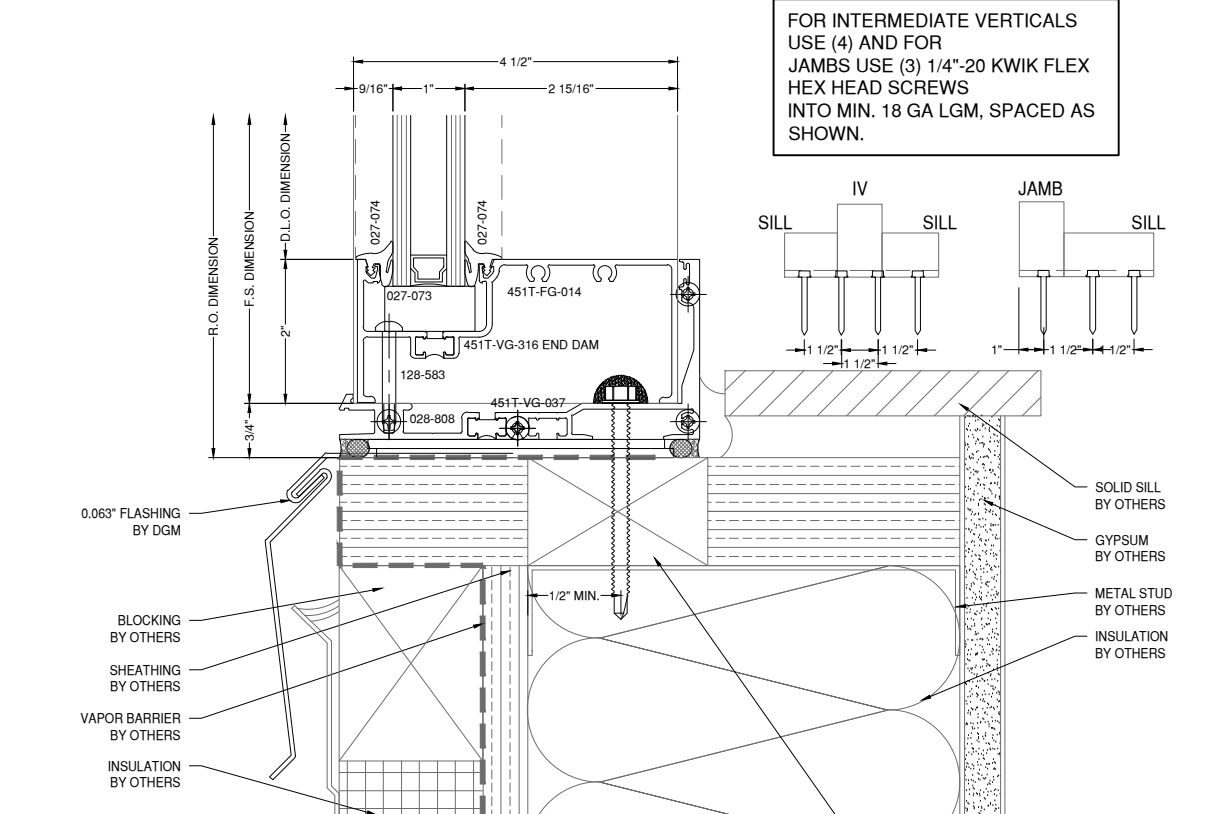
60 A5 SILL DETAIL 451T  
DRAWING SCALE  
24x36: 3/4:1  
11x17: 3/8:1

FOR INTERMEDIATE VERTICALS  
USE (4) AND FOR  
JAMBS USE (3) 1/4"-20 KWIK FLEX  
HEX HEAD SCREWS  
INTO MIN. 18 GA LGM, SPACED AS  
SHOWN.

FOR INTERMEDIATE VERTICALS  
USE (4) AND FOR  
JAMBS USE (3) 1/4"-20 KWIK FLEX  
HEX HEAD SCREWS  
INTO MIN. 18 GA LGM, SPACED AS  
SHOWN.



61 F6 SILL DETAIL 451T  
DRAWING SCALE  
24x36: 3/4:1  
11x17: 3/8:1



62 E3 SILL DETAIL 451T  
DRAWING SCALE  
24x36: 3/4:1  
11x17: 3/8:1

# GLAZING CONTRACTOR

999 STREET, ST  
CITY, STATE 99999  
PH: 999.999.9999



www.MPDRAFTING.com  
P: 248.522.7096  
F: 248.522.7030

ARCHITECT:  
RATIO  
101 SOUTH PENNSYLVANIA STREET  
INDIANAPOLIS, IN 46204  
P: 317.633.4040

ARCHITECT NOTE:  
ALL NOTES REQUESTING VERIFICATION,  
CONFIRMATION, OR INFORMATION THAT ARE  
NOT ANSWERED ARE ASSUMED TO BE  
CORRECT AS SHOWN ON THESE DRAWINGS.

## STAMPS/ SUBMITTALS:

REVISION	DATE
0	01.22.2025
1	02.11.2025
2	03.12.2025
3	04.16.2025
4	06.11.2025
5	09.18.2025
6	10.13.2025

PROJECT NUMBER:  
**24-425E**

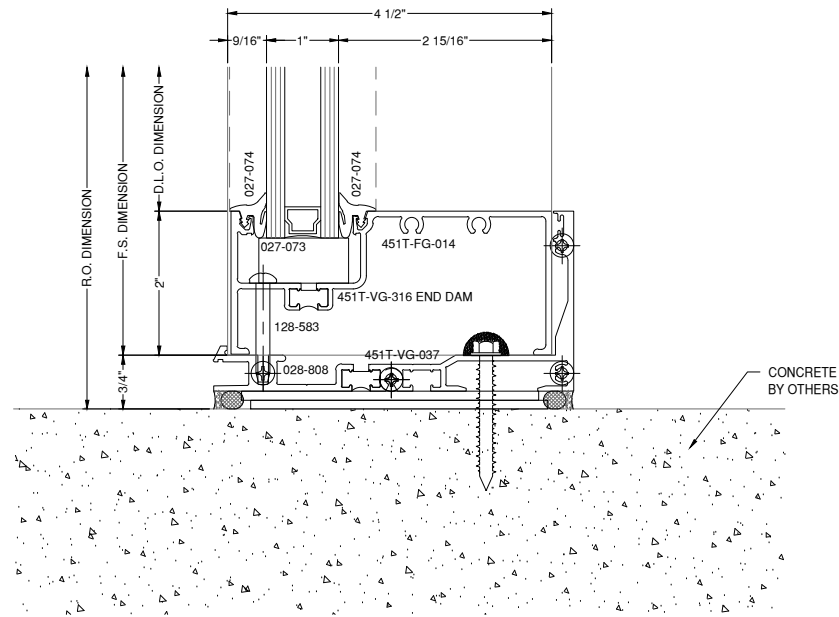
PROJECT NAME:  
**BSU VILLAGE HOTEL**

SHEET DESCRIPTION:  
**DETAILS**

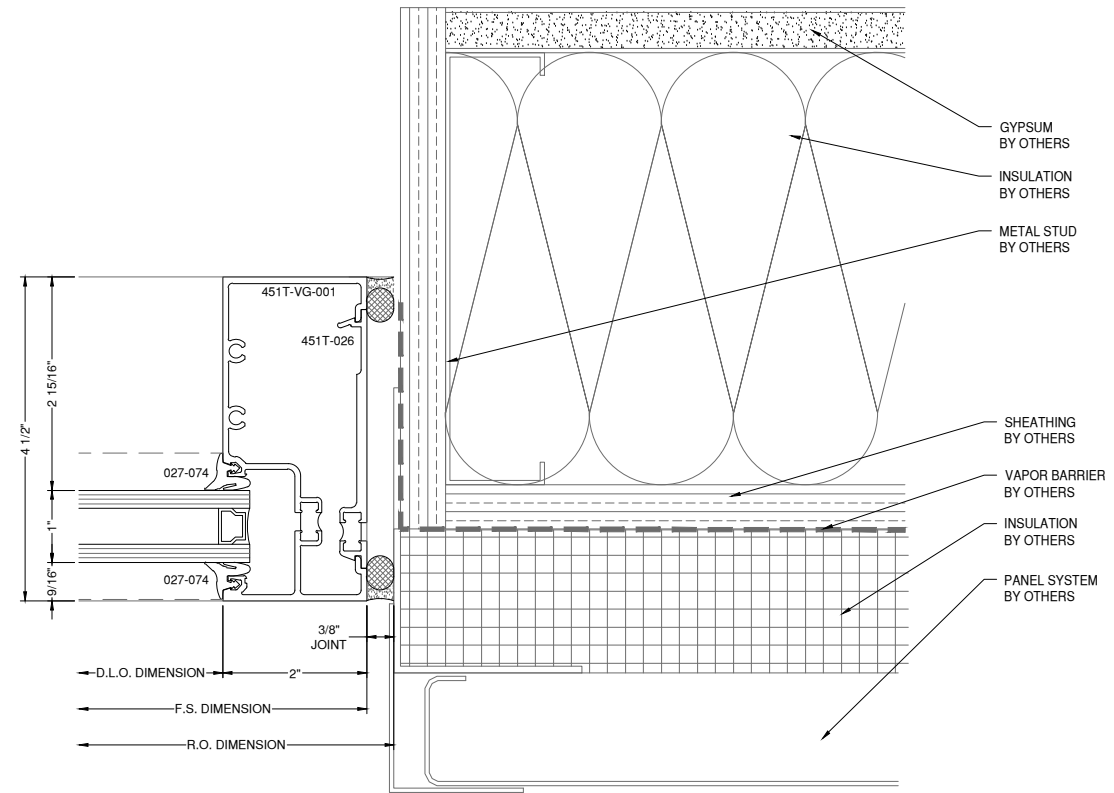
SHEET:  
**D23**

NOTE:  
FASTENERS SHOWN FOR LOCATION  
REFERENCE ONLY. FASTENER TYPE, SIZE  
AND SPACING ARE TO BE DETERMINED  
BY THE PROFESSIONAL ENGINEER.

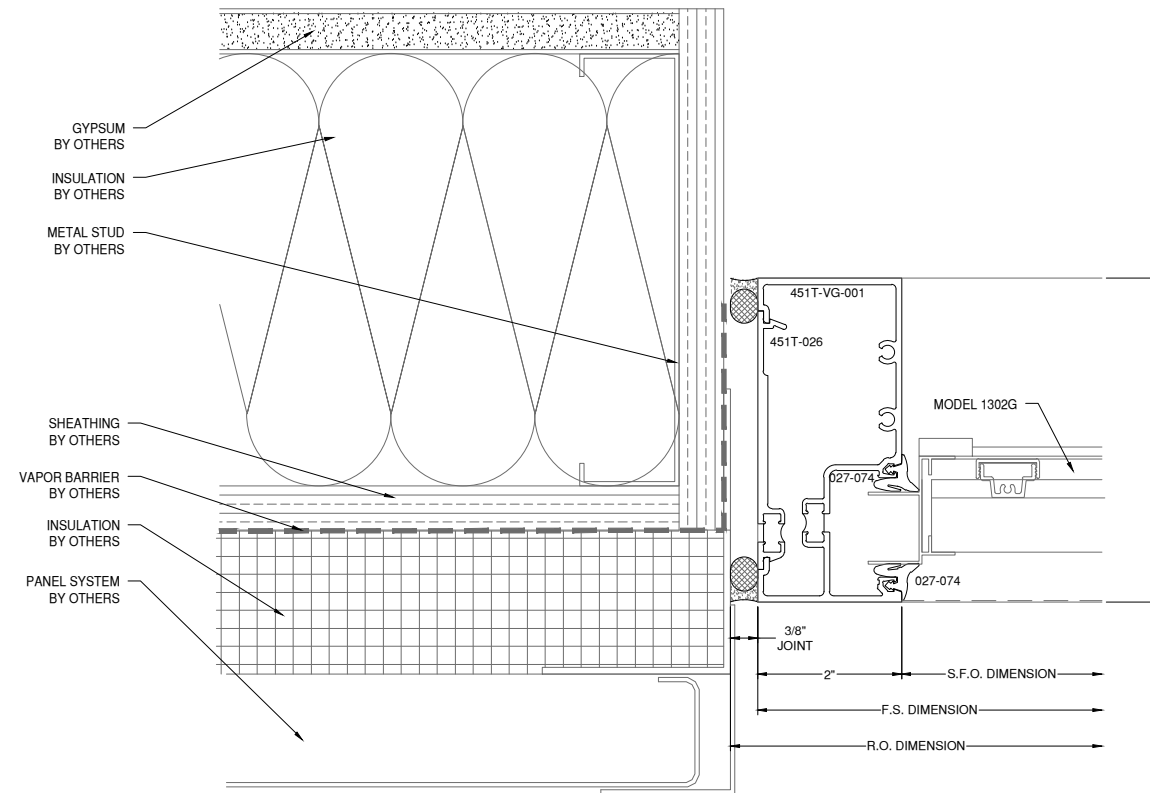
NOTE:  
ALL DIMENSIONS TO BE FIELD  
VERIFIED PRIOR TO FABRICATION



**63** SILL DETAIL **451T**  
DRAWING SCALE  
24x36: 3/4:1  
11x17: 3/8:1



**64** JAMB DETAIL **451T**  
DRAWING SCALE  
24x36: 3/4:1  
11x17: 3/8:1



**65** JAMB DETAIL **451T**  
DRAWING SCALE  
24x36: 3/4:1  
11x17: 3/8:1

# GLAZING CONTRACTOR

999 STREET, ST  
CITY, STATE 99999  
PH: 999.999.9999



www.MPDRAFTING.com  
P: 248.522.7096  
F: 248.522.7030

## ARCHITECT:

RATIO  
101 SOUTH PENNSYLVANIA STREET  
INDIANAPOLIS, IN 46204  
P: 317.633.4040

ARCHITECT NOTE:  
ALL NOTES REQUESTING VERIFICATION,  
CONFIRMATION, OR INFORMATION THAT ARE  
NOT ANSWERED ARE ASSUMED TO BE  
CORRECT AS SHOWN ON THESE DRAWINGS.

## STAMPS/ SUBMITTALS:

REVISION	DATE
0	01.22.2025
1	02.11.2025
2	03.12.2025
3	04.16.2025
4	06.11.2025
5	09.18.2025
6	10.13.2025

PROJECT NUMBER:  
**24-425E**

PROJECT NAME:  
**BSU VILLAGE HOTEL**

SHEET DESCRIPTION:  
**DETAILS**

SHEET:  
**D24**

# GLAZING CONTRACTOR

999 STREET, ST  
CITY, STATE 99999  
PH: 999.999.9999



www.MPDRAFTING.com  
P: 248.522.7096  
F: 248.522.7030

## ARCHITECT:

RATIO  
101 SOUTH PENNSYLVANIA STREET  
INDIANAPOLIS, IN 46204  
P: 317.633.4040

ARCHITECT NOTE:  
ALL NOTES REQUESTING VERIFICATION,  
CONFIRMATION, OR INFORMATION THAT ARE  
NOT ANSWERED ARE ASSUMED TO BE  
CORRECT AS SHOWN ON THESE DRAWINGS.

## STAMPS/ SUBMITTALS:

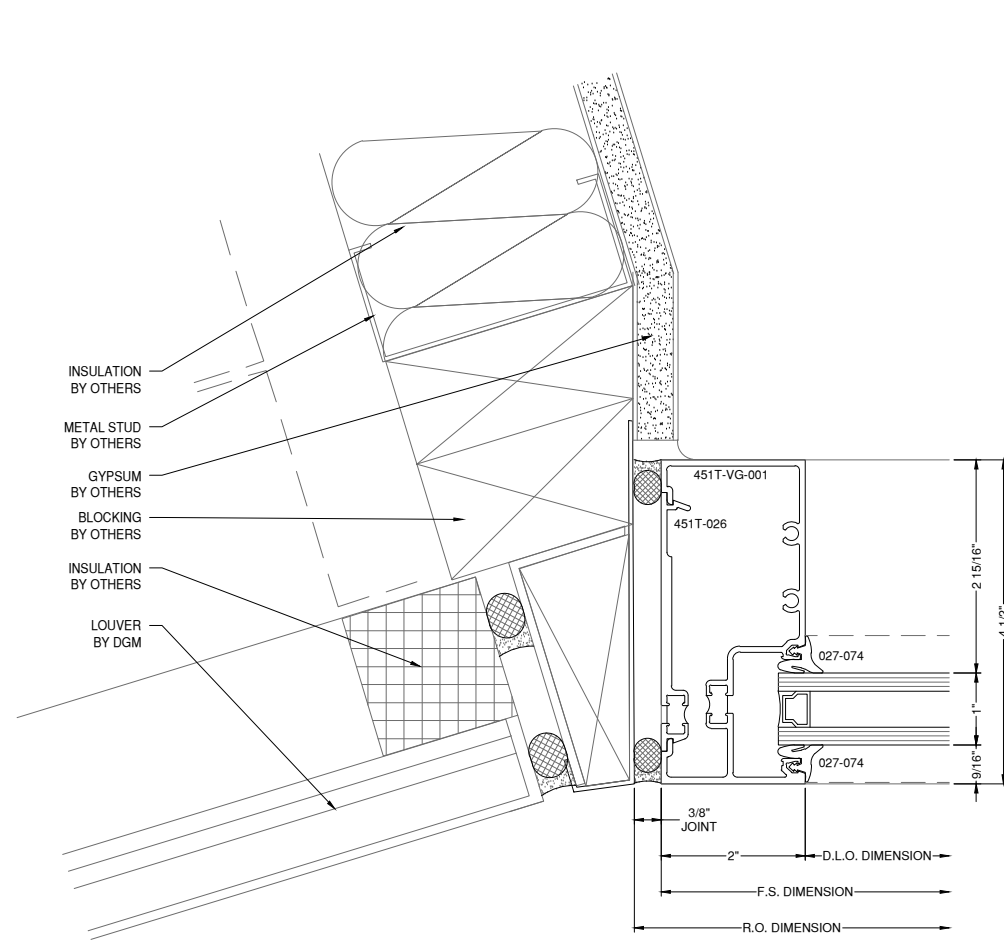
REVISION	DATE
0	01.22.2025
1	02.11.2025
2	03.12.2025
3	04.16.2025
4	06.11.2025
5	09.18.2025
6	10.13.2025

PROJECT NUMBER:  
**24-425E**

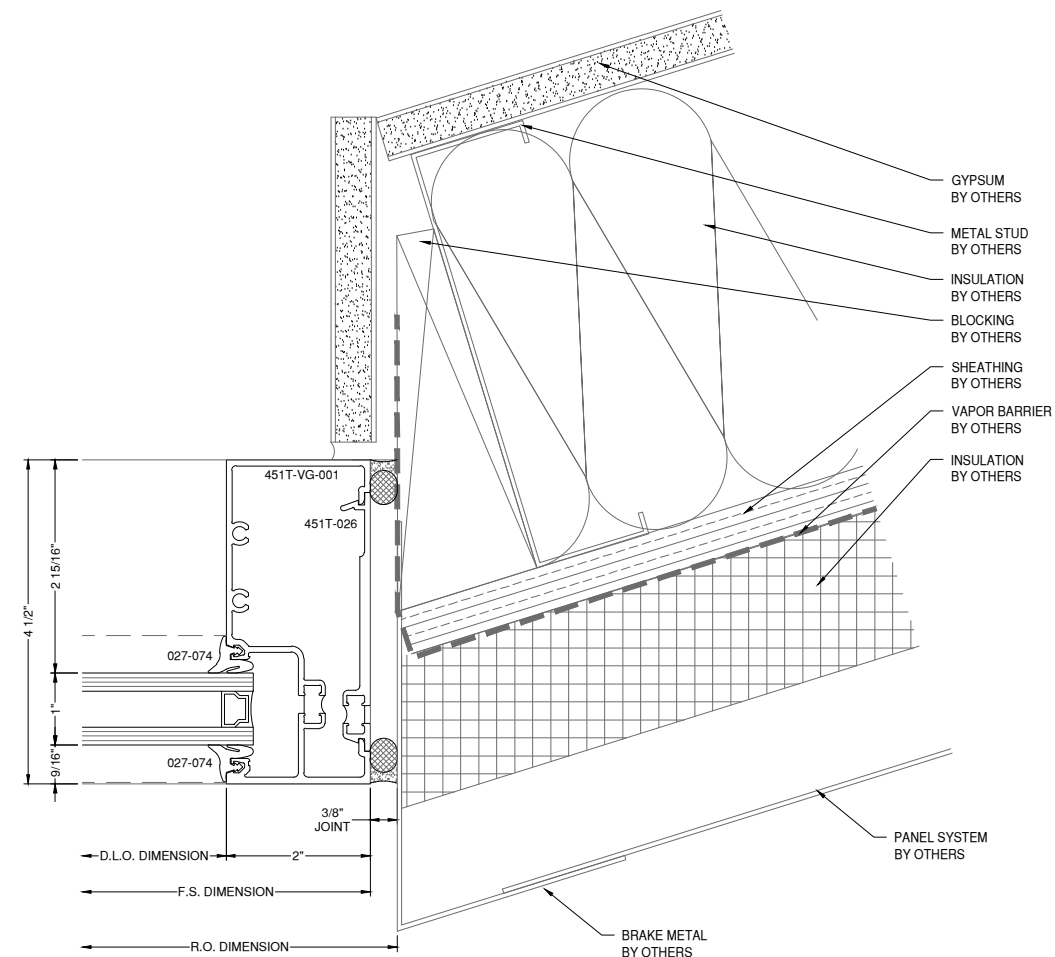
PROJECT NAME:  
**BSU VILLAGE HOTEL**

SHEET DESCRIPTION:  
**DETAILS**

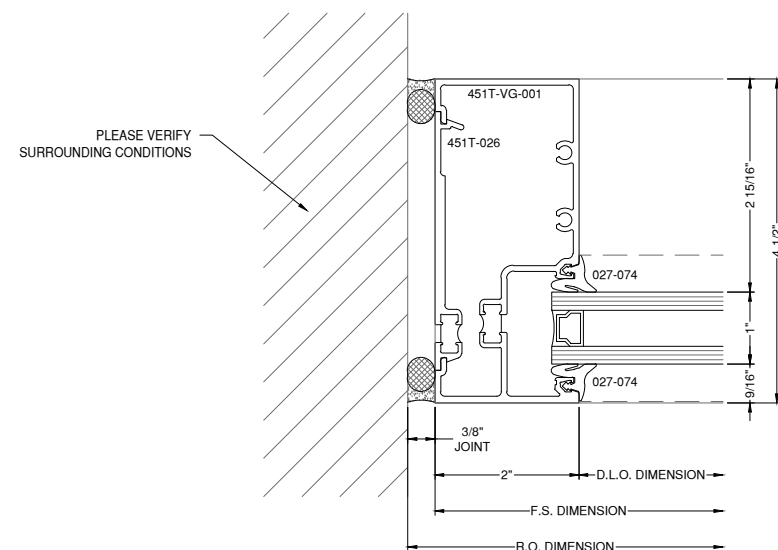
SHEET:  
**D25**



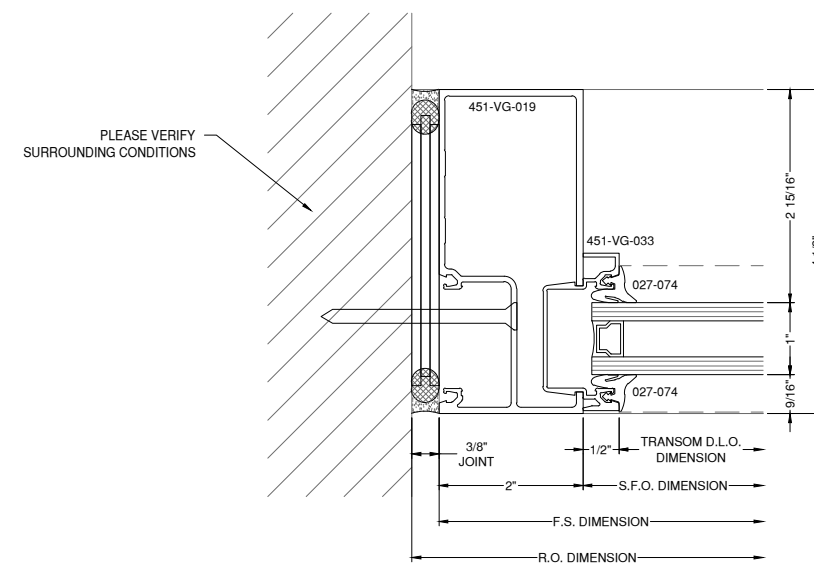
**66** JAMB DETAIL 451T  
DRAWING SCALE  
24x36: 3/4:1  
11x17: 3/8:1



**67** JAMB DETAIL 451T  
DRAWING SCALE  
24x36: 3/4:1  
11x17: 3/8:1



**68** JAMB DETAIL 451T  
DRAWING SCALE  
24x36: 3/4:1  
11x17: 3/8:1

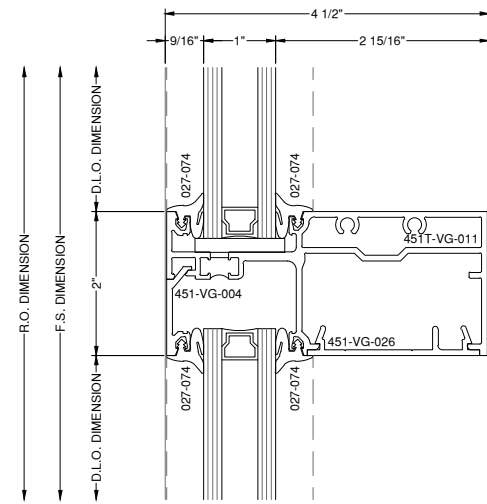


**69** TRANSOM DETAIL 451T  
DRAWING SCALE  
24x36: 3/4:1  
11x17: 3/8:1

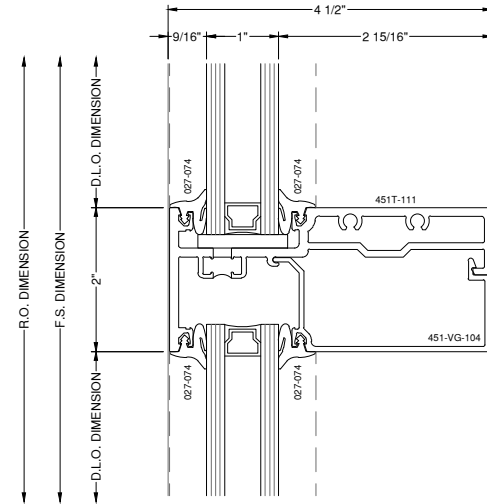
NOTE:  
FASTENERS SHOWN FOR LOCATION  
REFERENCE ONLY. FASTENER TYPE, SIZE  
AND SPACING ARE TO BE DETERMINED  
BY THE PROFESSIONAL ENGINEER.

NOTE:  
ALL DIMENSIONS TO BE FIELD  
VERIFIED PRIOR TO FABRICATION

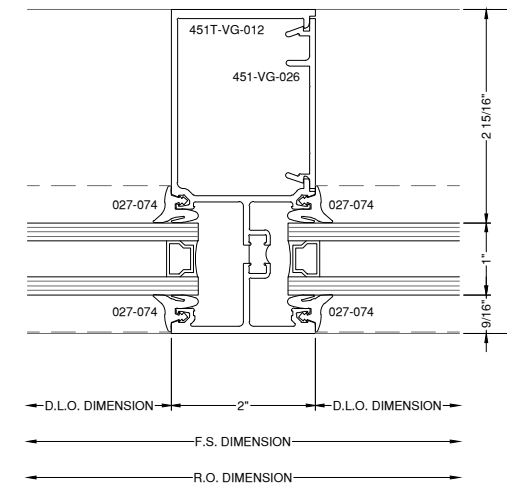
NOTE:  
ALL DIMENSIONS TO BE FIELD  
VERIFIED PRIOR TO FABRICATION



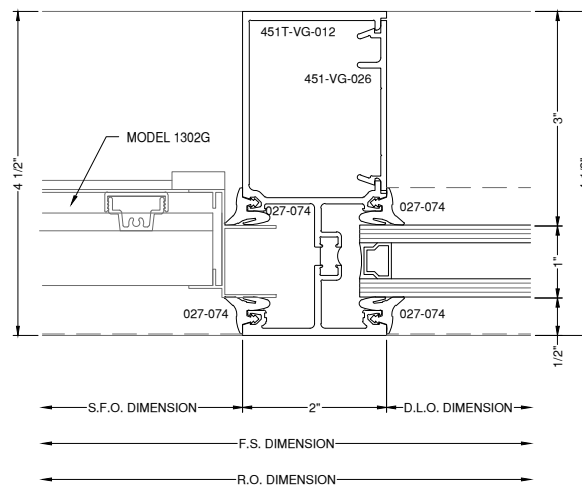
70 - HORIZ. DETAIL - 451T  
DRAWING SCALE: 24x36: FULL, 11x17: HALF  
OUTSIDE SET



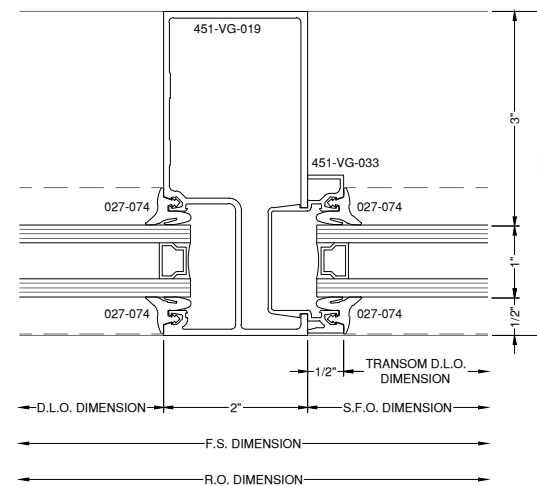
71 - HORIZ DETAIL - 451T  
DRAWING SCALE: 24x36: 3/4:1, 11x17: 3/8:1  
INSIDE SET



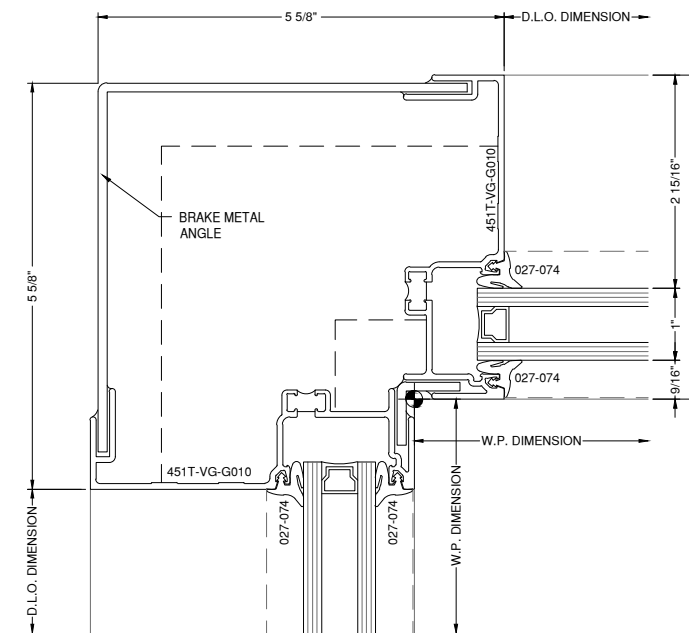
72 - VERT DETAIL - 451T  
DRAWING SCALE: 24x36: 3/4:1, 11x17: 3/8:1



73 - VERT DETAIL - 451T  
DRAWING SCALE: 24x36: 3/4:1, 11x17: 3/8:1



74 - TRANSOM JAMB DETAIL - 451T  
DRAWING SCALE: 24x36: 3/4:1, 11x17: 3/8:1



75 - CORNER DETAIL - 451T  
DRAWING SCALE: 24x36: 3/4:1, 11x17: 3/8:1

# GLAZING CONTRACTOR

999 STREET, ST  
CITY, STATE 99999  
PH: 999.999.9999



www.MPDRAFTING.com  
P: 248.522.7096  
F: 248.522.7030

## ARCHITECT:

RATIO  
101 SOUTH PENNSYLVANIA STREET  
INDIANAPOLIS, IN 46204  
P: 317.633.4040

ARCHITECT NOTE:  
ALL NOTES REQUESTING VERIFICATION,  
CONFIRMATION, OR INFORMATION THAT ARE  
NOT ANSWERED ARE ASSUMED TO BE  
CORRECT AS SHOWN ON THESE DRAWINGS.

## STAMPS/ SUBMITTALS:

REVISION	DATE
0	01.22.2025
1	02.11.2025
2	03.12.2025
3	04.16.2025
4	06.11.2025
5	09.18.2025
6	10.13.2025

PROJECT NUMBER:  
**24-425E**

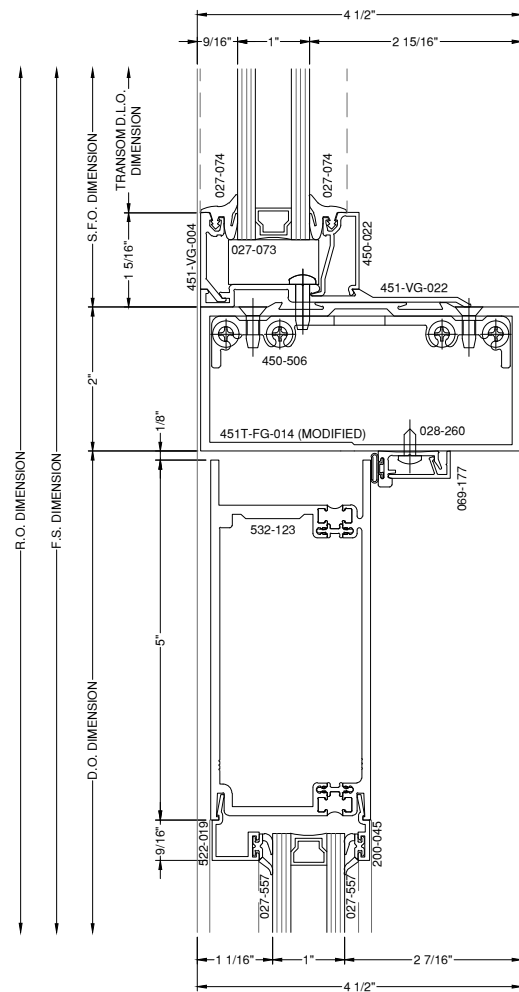
PROJECT NAME:  
**BSU VILLAGE HOTEL**

SHEET DESCRIPTION:  
**DETAILS**

SHEET:  
**D26**

NOTE:  
FASTENERS SHOWN FOR LOCATION  
REFERENCE ONLY. FASTENER TYPE, SIZE  
AND SPACING ARE TO BE DETERMINED  
BY THE PROFESSIONAL ENGINEER.

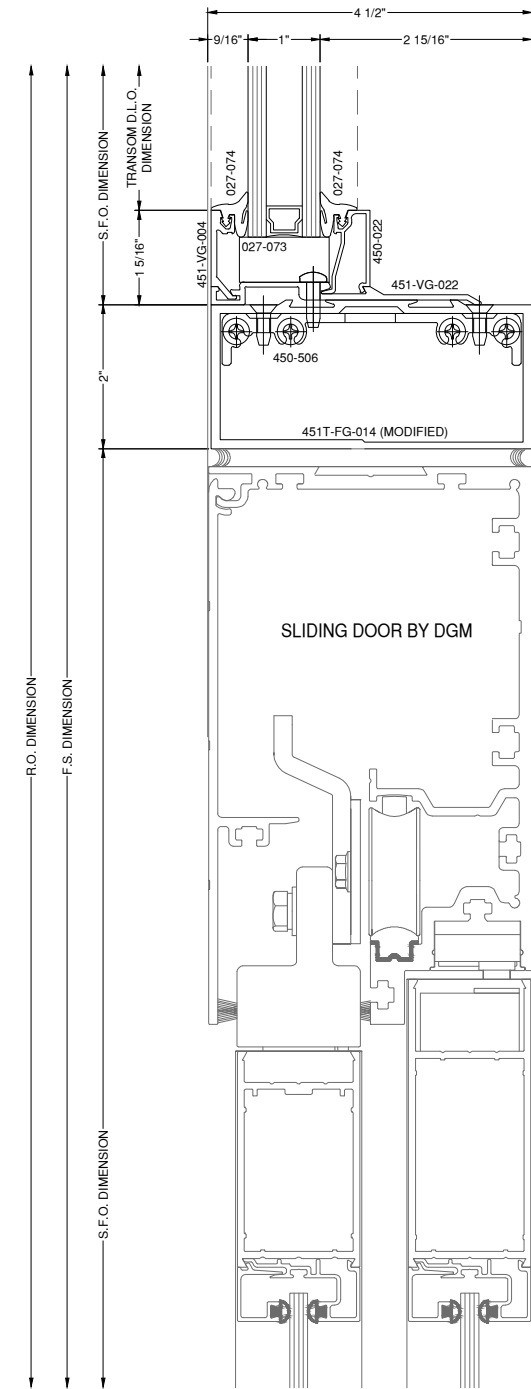
NOTE:  
ALL DIMENSIONS TO BE FIELD  
VERIFIED PRIOR TO FABRICATION



**76** DOOR HEAD DETAIL **451T**  
DRAWING SCALE: 24x36: 3/4:1  
11x17: 3/8:1  
THERMAL WIDE STILE

DETAIL REMOVED

**77** DOOR HEAD DETAIL **451T**  
DRAWING SCALE: 24x36: 3/4:1  
11x17: 3/8:1  
THERMAL WIDE STILE



**78** DOOR HEAD DETAIL **451T**  
DRAWING SCALE: 24x36: 3/4:1  
11x17: 3/8:1  
DOOR BY DGM

# GLAZING CONTRACTOR

999 STREET, ST  
CITY, STATE 99999  
PH: 999.999.9999



www.MPDRAFTING.com  
P: 248.522.7096  
F: 248.522.7030

## ARCHITECT:

RATIO  
101 SOUTH PENNSYLVANIA STREET  
INDIANAPOLIS, IN 46204  
P: 317.633.4040

ARCHITECT NOTE:  
ALL NOTES REQUESTING VERIFICATION,  
CONFIRMATION, OR INFORMATION THAT ARE  
NOT ANSWERED ARE ASSUMED TO BE  
CORRECT AS SHOWN ON THESE DRAWINGS.

## STAMPS/ SUBMITTALS:

REVISION	DATE
0	01.22.2025
1	02.11.2025
2	03.12.2025
3	04.16.2025
4	06.11.2025
5	09.18.2025
6	10.13.2025

PROJECT NUMBER:  
**24-425E**

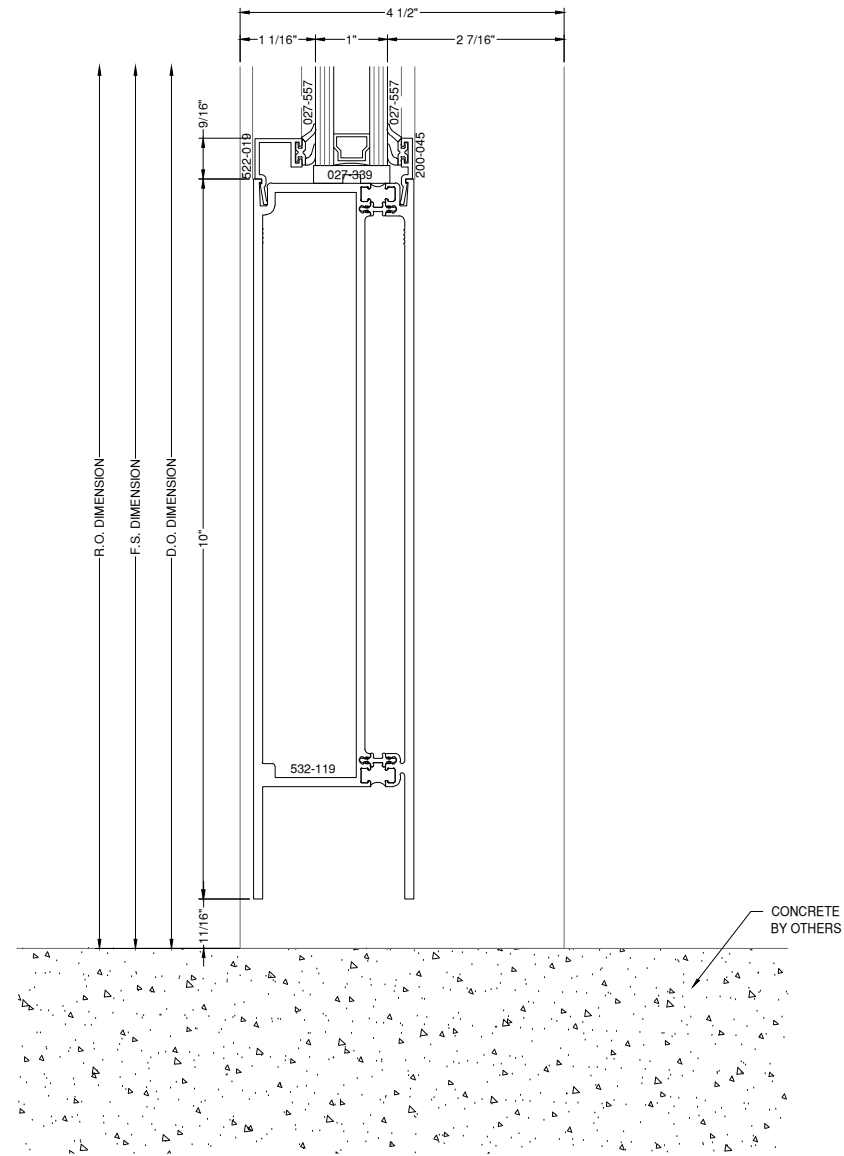
PROJECT NAME:  
**BSU VILLAGE HOTEL**

SHEET DESCRIPTION:  
**DETAILS**

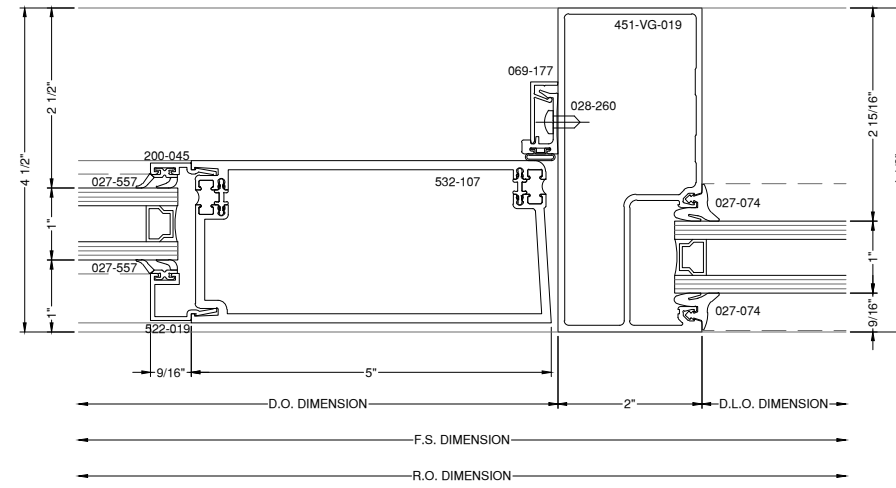
SHEET:  
**D27**

NOTE:  
FASTENERS SHOWN FOR LOCATION  
REFERENCE ONLY. FASTENER TYPE, SIZE  
AND SPACING ARE TO BE DETERMINED  
BY THE PROFESSIONAL ENGINEER.

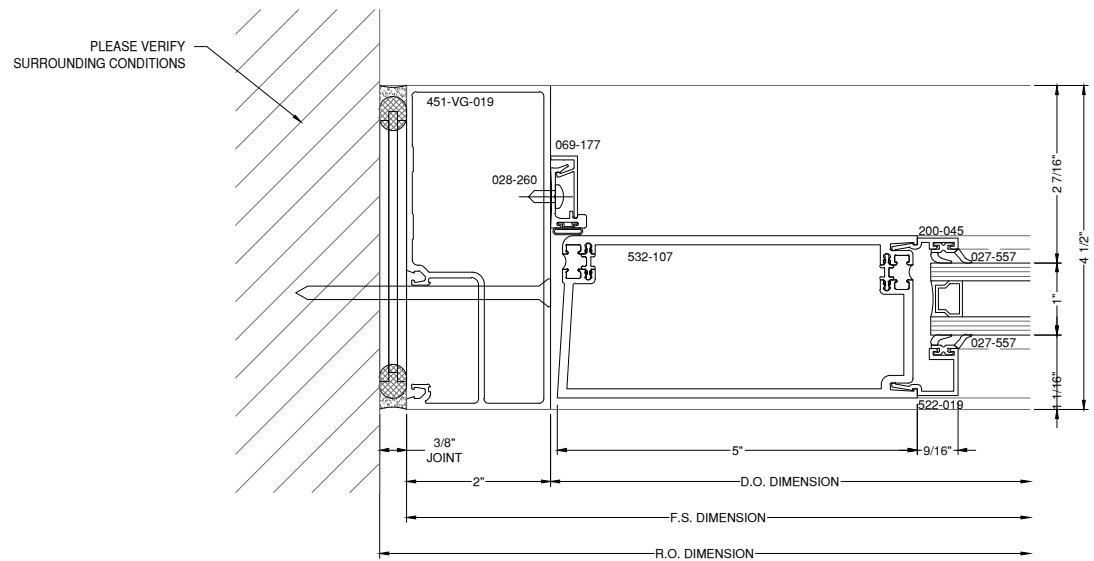
NOTE:  
ALL DIMENSIONS TO BE FIELD  
VERIFIED PRIOR TO FABRICATION



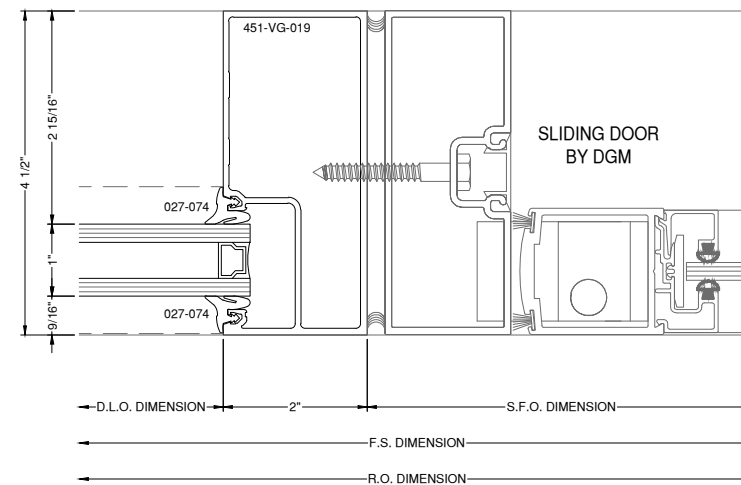
**79** DOOR BOTTOM DETAIL **451T**  
DRAWING SCALE  
24x36: 3/4:1  
11x17: 3/8:1  
THERMAL WIDE STILE



**80** DOOR JAMB DETAIL **451T**  
DRAWING SCALE  
24x36: 3/4:1  
11x17: 3/8:1  
THERMAL WIDE STILE



**81** DOOR JAMB DETAIL **451T**  
DRAWING SCALE  
24x36: 3/4:1  
11x17: 3/8:1  
THERMAL WIDE STILE



**82** DOOR JAMB DETAIL **451T**  
DRAWING SCALE  
24x36: 3/4:1  
11x17: 3/8:1  
DOOR BY DGM

# GLAZING CONTRACTOR

999 STREET, ST  
CITY, STATE 99999  
PH: 999.999.9999



www.MPDRAFTING.com  
P: 248.522.7096  
F: 248.522.7030

## ARCHITECT:

RATIO  
101 SOUTH PENNSYLVANIA STREET  
INDIANAPOLIS, IN 46204  
P: 317.633.4040

ARCHITECT NOTE:  
ALL NOTES REQUESTING VERIFICATION,  
CONFIRMATION, OR INFORMATION THAT ARE  
NOT ANSWERED ARE ASSUMED TO BE  
CORRECT AS SHOWN ON THESE DRAWINGS.

## STAMPS/ SUBMITTALS:

REVISION	DATE
0	01.22.2025
1	02.11.2025
2	03.12.2025
3	04.16.2025
4	06.11.2025
5	09.18.2025
6	10.13.2025

PROJECT NUMBER:  
**24-425E**

PROJECT NAME:  
**BSU VILLAGE HOTEL**

SHEET DESCRIPTION:  
**DETAILS**

SHEET:  
**D28**