

GLAZING SCHEDULE

GL-1(C)	<p>1" O.A. INSULATED UNIT</p> <p>1/4" CLEAR TEMPERED GLASS - OUTBOARD W/ VE1-2M (#2) 1/2" AIRSPACE (MILL SPACER) 1/4" CLEAR TEMPERED GLASS - INBOARD</p> <p>(C)- DICHROIC FILM REQUIRED</p>
GL-1T	<p>1" O.A. INSULATED UNIT</p> <p>1/4" CLEAR TEMPERED GLASS - OUTBOARD 1/2" AIRSPACE (MILL SPACER) 1/4" CLEAR TEMPERED GLASS - SANDBLASTED (#3)</p>
GL-1M	<p>1" INSULATED SPANDREL INFILL PANEL</p> <p>ALUMINUM EXTERIOR FACE - CLEAR ANODIZED FINISH INTERIOR FACE - UNFINISHED</p>
GL-1S(T)	<p>1" O.A. INSULATED SPANDREL UNIT</p> <p>1/4" SPANDREL GLASS - OUTBOARD 1/2" AIRSPACE (MILL SPACER) 1/4" SPANDREL GLASS - W/ VE1-2M (#4)</p> <p>SPANDREL COLOR; TBD</p> <p>(T) = TEMPERED WHERE REQUIRED</p>
GL-2	<p>1/4" CLEAR TEMPERED GLASS</p> <p>(C) - DICHROIC FILM REQUIRED (D) - 10 HR FIRE RATED</p>
GL-2(S)	<p>1/4" TEMPERED SPANDREL GLASS</p> <p>SPANDREL COLOR; TBD</p>
MONO	<p>1/2" CLEAR TEMPERED GLASS</p>

NOTE:
CONFIRM ALL GLAZING TYPES PER
SAMPLE CONFIRMATION

SYSTEM SCOPE

<p>SYSTEM #1: MANUFACTURER: TUBELITE SYSTEM TYPE: 400T CURTAINWALL SYSTEM DEPTH: 2 1/2" X 7 1/4" GLAZING DEPTH: 1" FINISH: CLEAR ANODIZED</p>	<p>SYSTEM #2: MANUFACTURER: TUBELITE SYSTEM TYPE: T24650 STOREFRONT SYSTEM DEPTH: 2" X 6 1/2" GLAZING DEPTH: 1" FINISH: CLEAR ANODIZED</p>
<p>SYSTEM #3: MANUFACTURER: TUBELITE SYSTEM TYPE: E4500 STOREFRONT SYSTEM DEPTH: 1 3/4" X 4 1/2" GLAZING DEPTH: 1" FINISH: CLEAR ANODIZED</p>	
<p>ENTRANCES #1: MANUFACTURER: TUBELITE ENTRANCE TYPE: WIDE STILE GLAZING DEPTH: 1" STILE DEPTH: 5" BASE DEPTH: 10"</p>	
<p>ENTRANCES #2: MANUFACTURER: TUBELITE ENTRANCE TYPE: WIDE STILE GLAZING DEPTH: 1/4" STILE DEPTH: 5" BASE DEPTH: 10"</p>	
<p>SMOKE BAFFLE: MANUFACTURER: C.R. LAURNECE SYSTEM TYPE: B5B SERIES SMOKE BAFFLE SYSTEM DEPTH: 1 3/8" X 2 3/4" GLAZING DEPTH: 1/2" FINISH: CLEAR ANODIZED</p>	
<p>PRIMARY EXTERIOR SEALANT: DOW 795 ANODIZED ALUMINUM</p>	

ENGINEERING INFO

P.E. STRUCTURAL REVIEW WILL BE PROVIDED AFTER ARCHITECTURAL APPROVAL OF THESE SHOP DRAWINGS.

DESIGN LOADS:	- PER XXX
BASIC WINDSPEED:	-
IMPORTANCE FACTOR:	-
EXPOSURE CATEGORY:	-
BUILDING HEIGHT:	-
TYPICAL WINDLOAD:	-
CORNER WINDLOAD:	-
SNOW LOADS:	-
ALLOWABLE DEFLECTION:	- L/175 (SPAN < 13'-6"), L/240+1/4" (SPAN >= 13'-6")

ENGINEERING REVIEW NOTES:

- ALL APPLICABLE INFORMATION SHOWN, SYSTEM REVIEW, REINFORCEMENT, FASTENERS, LOADS, ETC. WILL BE PROVIDED WITH THE PE REVIEW.
- IF CALCULATIONS HAVE NOT BEEN PROVIDED TO THE CUSTOMER, ENGINEERING HAS NOT BEEN COMPLETED.
- IT IS NOT RECOMMENDED TO PURCHASE MATERIAL OR BEGIN FABRICATION PRIOR TO RECEIVING CALCULATIONS FROM THE ENGINEER.

SYMBOLS

- GLAZING IDENTIFICATION	- WORK POINT
- DETAIL IDENTIFICATION /PAGE NUMBER	- ELEVATION BENCHMARK
- COLUMN LINE	- DEAD LOAD ANCHOR
- SECTION	- DEAD LOAD REACTION
- VIEW	DL: XXX LBS
- SCHEDULED HARDWARE	- WIND LOAD ANCHOR
- F/T ANCHOR	- WIND LOAD REACTION
- INTERMEDIATE ANCHOR	- REVISION NUMBER CALL-OUT
	- STEEL CALL-OUT
	- CORNER IDENTIFICATION

R.O. - ROUGH OPENING	N.T.S. - NOT TO SCALE
D.O. - DOOR OPENING	F.F. - FINISH FLOOR
D.L.O. - DAY LIGHT OPENING	V.I.F. - VERIFY IN FIELD
S.F.O. - STOREFRONT OPENING	DL - DEADLOAD
C.W.O. - CURTAIN WALL OPENING	WL - WINDLOAD
G.S. - GLASS SIZE	E.O.G - EDGE OF GLASS
F.S. - FRAME SIZE	T/O - TOP OF
W.P. - WORK POINT	B/O - BOTTOM OF
CL - CENTER LINE	REF. - REFERENCE

DOOR SWING CHART

RH OUTSWING (LEFT HAND REVERSE)	LH OUTSWING (RIGHT HAND REVERSE)
RH INSWING (RIGHT HAND)	LH INSWING (LEFT HAND)
OUTSWING	INSWING

SYSTEM NOTES

STRUCTURE BY OTHERS

THE BUILDING STRUCTURE AND COMPONENTS THEREOF MUST BE CAPABLE OF SAFELY CARRYING THE LOADS IMPOSED UPON IT BY THE SYSTEMS DETAILED, INCLUDING BUT NOT LIMITED TO DEAD LOADS OF THE SYSTEMS, WIND LOADINGS, THERMAL LOADINGS, SEISMIC LOADINGS, SNOW LOADINGS AND LIVE LOADINGS.

THESE SHOP DRAWINGS HAVE BEEN PREPARED BASED ON ARCHITECTURAL DRAWINGS: ADDENDUM #15 - PR 03 - 01.16.2026

DRAWING NOTES

- MP DRAFTING & DESIGN AND THE CUSTOMER WILL ASSUME NO RESPONSIBILITY FOR ERRORS RESULTING FROM THE USE OF THESE DRAWINGS BY OTHER TRADES.
- FINAL APPROVAL BY THE GENERAL CONTRACTOR CONSTITUTES ACCEPTANCE OF ALL DEVIATIONS TO THE CONTRACT DOCUMENTS MADE BY MP DRAFTING & DESIGN AND THE CUSTOMER IN THESE DRAWINGS.
- THESE DRAWINGS REPRESENT MP DRAFTING'S AND THE CUSTOMER'S INTERPRETATION OF THE APPLICATION OF PRODUCTS TO THIS PROJECT IN FUNCTIONAL COMPLIANCE WITH THE ARCHITECT'S DRAWINGS AND SPECIFICATION. IT IS IMPORTANT THAT THIS INTERPRETATION BE REVIEWED DIMENSIONALLY AND FUNCTIONALLY WITH RESPECT TO ACTUAL ARCHITECT'S INTENT, INTERFACING CONDITIONS, MATERIAL AND JOB SITE CONDITIONS.
- ALL DIMENSIONS SHALL BE FIELD VERIFIED AND/OR APPROVED BY THE GENERAL CONTRACTOR PRIOR TO GLASS ORDERING AND FABRICATION. MP DRAFTING & DESIGN AND THE CUSTOMER WILL ASSUME NO RESPONSIBILITY FOR DIMENSIONAL ERRORS OR CHANGES RESULTING FROM FIELD CORRECTIONS.
- PROJECT MATERIALS MUST BE PROTECTED IMMEDIATELY FROM STAINING BY WET CARDBOARD PAPER AND FROM THE ACTION OF HARSH ALKALIS AND SAND IN CONCRETE, STUCCO, MORTAR OR PLASTER. THE SETTING OF THE PROJECT MATERIALS REQUIRES THE GENERAL CONTRACTOR TO CLOSELY SUPERVISE OTHER TRADES SO AS TO PREVENT MARRING OR DISCOLORATION FROM ANY CAUSE.
- ALL SEALANT JOINTS SHOULD BE SEALED WATERTIGHT FOLLOWING THE SEALANT MANUFACTURER'S RECOMMENDATIONS AS TO SIZE, METHOD OF APPLICATION AND COMPATIBILITY WITH ADJOINING MATERIALS.
- ALL FRAMING SYSTEMS SHALL BE FABRICATED & INSTALLED PER THE MANUFACTURERS INSTRUCTIONS.
- THE ROUGH OPENINGS PROVIDED MUST BE SQUARE AND WITHIN SPECIFIED BUILDING TOLERANCES.
- PERIMETER SUBSTRATE MUST BE CAPABLE OF WITHSTANDING REACTION FORCES IMPOSED BY DESIGN LOADS.
- ALL FASTENING INFORMATION TO BE VERIFIED ON SITE BY CUSTOMER FOR VARIATION FROM SHOP DRAWINGS. ALL FASTENERS SHOWN FOR REFERENCE ONLY UNLESS SPECIFICALLY CALLED OUT BY PROFESSIONAL ENGINEER.
- LAWS AND BUILDING AND SAFETY CODES GOVERNING THE DESIGN AND USE OF GLAZING ENTRANCE, WINDOW AND CURTAIN WALL PRODUCTS VARY WIDELY. MP DRAFTING & DESIGN AND THE CUSTOMER DOES NOT CONTROL THESE SELECTION OF PRODUCT CONFIGURATIONS, OPERATING HARDWARE OR GLAZING MATERIALS AND ASSUMES NO RESPONSIBILITY.
- SEE CUSTOMER'S QUOTATION FOR ANY EXCLUDED ITEMS NOT NOTED WITHIN.

PROPRIETARY NOTICE:
THIS DRAWING SHEET AND CONTENTS HEREIN ARE PROPERTY OF MP DRAFTING & DESIGN AND ITS CUSTOMERS. USE OF THESE DRAWINGS, ITS CONTENT AND DESIGN CONCEPTS ARE INTENDED FOR THE USE OF THE INTENDED RECIPIENT. MP DRAFTING & DESIGN AND ITS CUSTOMERS ARE NOT RESPONSIBLE FOR USE BY OTHER PARTIES.

ARCHITECT NOTE:
ALL NOTES REQUESTING VERIFICATION, CONFIRMATION, OR INFORMATION THAT ARE NOT ANSWERED ARE ASSUMED TO BE CORRECT AS SHOWN ON THESE DRAWINGS.

GLASS SURFACE KEY

MONOLITHIC GLAZING	LAMINATED GLAZING	INSULATED GLAZING UNIT
--------------------	-------------------	------------------------

NOTE SYMBOL KEY

ARCHITECT NOTE	ENGINEERING NOTE ENGINEER OF RECORD OR DELEGATED DESIGN
GLAZING CONTRACTOR OR PROJECT MANAGER NOTE	FABRICATOR OR INSTALLER NOTE

GLAZING CONTRACTOR

999 STREET, ST
CITY, STATE 99999
PH: 999.999.9999

MP drafting & design

www.MPDRAFTING.com
P: 248.522.7096
F: 248.522.7030

ARCHITECT:

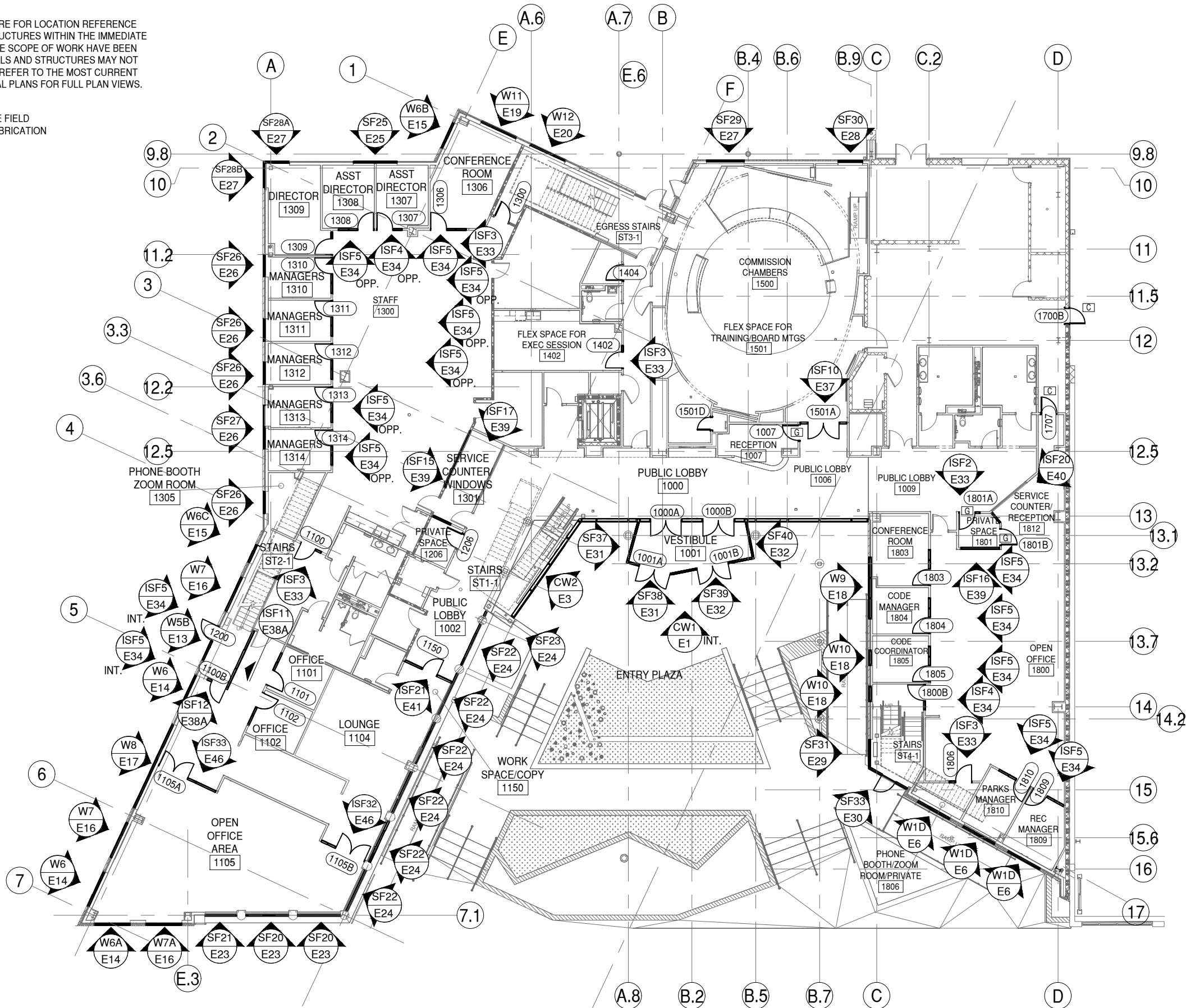
BRANDSTETTER CARROLL INC
2360 CHAUVIN DRIVE
LEXINGTON, KY 40517
859.268.1933

STAMP AREA:

MOST RECENT REVISION 5	DATE 02.24.2026
PROJECT NUMBER: 25-176E	
PROJECT NAME: COVINGTON CITY HALL	
SHEET DESCRIPTION: COVER SHEET	
SHEET: C2	

NOTE:
 THESE PLANS VIEWS ARE FOR LOCATION REFERENCE ONLY. WALLS AND STRUCTURES WITHIN THE IMMEDIATE SURROUNDINGS OF THE SCOPE OF WORK HAVE BEEN INCLUDED. OTHER WALLS AND STRUCTURES MAY NOT BE INCLUDED. PLEASE REFER TO THE MOST CURRENT SET OF ARCHITECTURAL PLANS FOR FULL PLAN VIEWS.

NOTE:
 ALL DIMENSIONS TO BE FIELD VERIFIED PRIOR TO FABRICATION



GLAZING CONTRACTOR

999 STREET, ST
 CITY, STATE 99999
 PH: 999.999.9999



www.MPDRAFTING.com
 P: 248.522.7096
 F: 248.522.7030

ARCHITECT:

BRANDSTETTER CARROLL INC
 2360 CHAUVIN DRIVE
 LEXINGTON, KY 40517
 859.268.1933

STAMP AREA:

MOST RECENT REVISION 5	DATE 02.24.2026
---------------------------	--------------------

PROJECT NUMBER:
25-176E

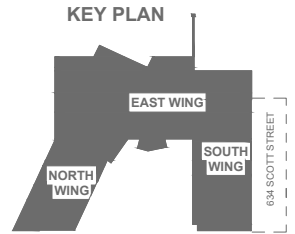
PROJECT NAME:
COVINGTON CITY HALL

SHEET DESCRIPTION:
PLAN VIEW

SHEET:
P1

1 FIRST FLOOR PLAN
P1 DRAWING SCALE
 24x36: 1:100
 11x17: 1:200

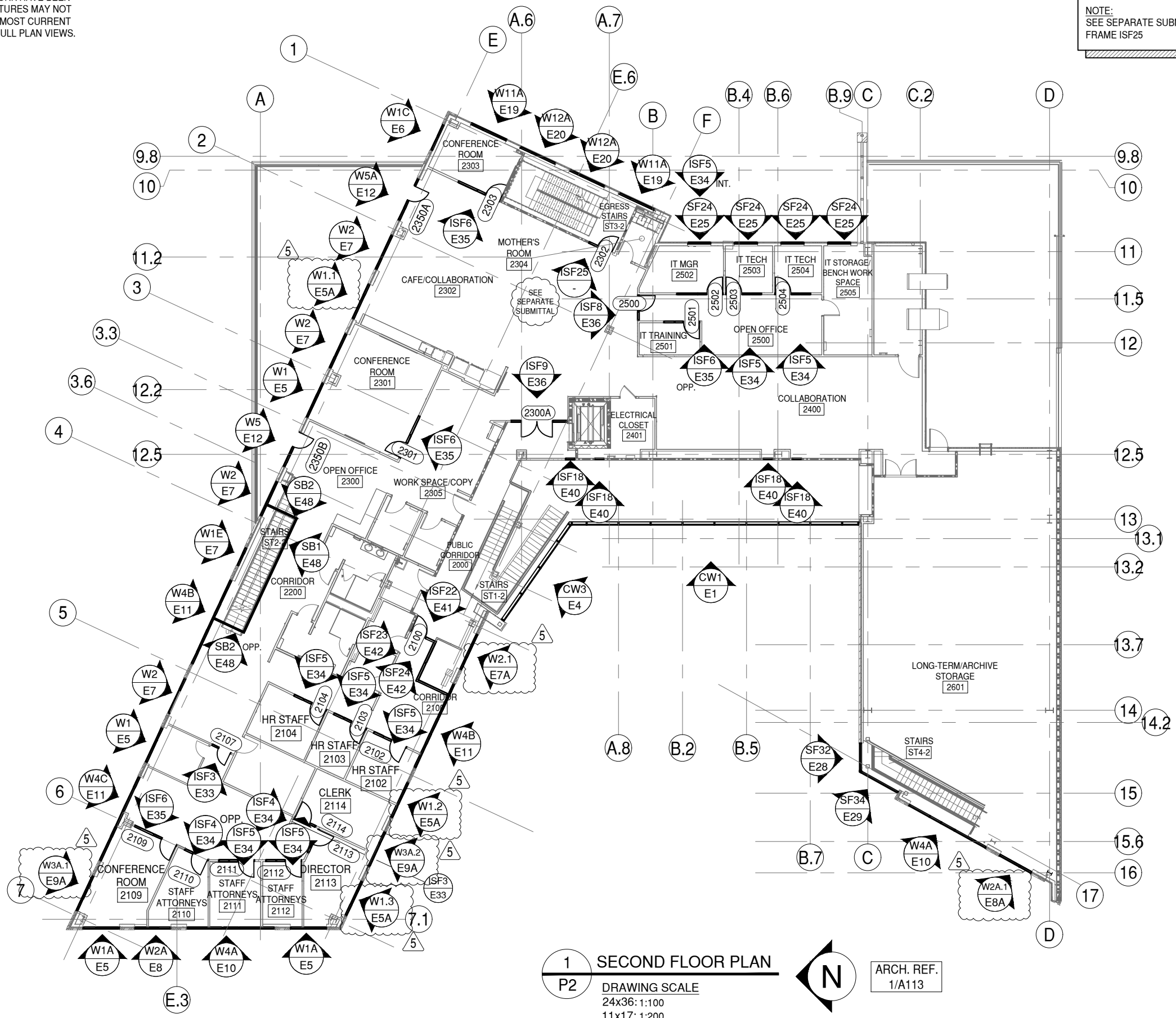
ARCH. REF.
 1/A111



NOTE:
THESE PLANS VIEWS ARE FOR LOCATION REFERENCE ONLY. WALLS AND STRUCTURES WITHIN THE IMMEDIATE SURROUNDINGS OF THE SCOPE OF WORK HAVE BEEN INCLUDED. OTHER WALLS AND STRUCTURES MAY NOT BE INCLUDED. PLEASE REFER TO THE MOST CURRENT SET OF ARCHITECTURAL PLANS FOR FULL PLAN VIEWS.

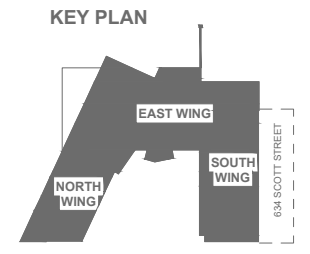
NOTE:
ALL DIMENSIONS TO BE FIELD VERIFIED PRIOR TO FABRICATION

NOTE:
SEE SEPARATE SUBMITTAL FOR FRAME ISF25



1 SECOND FLOOR PLAN
P2 DRAWING SCALE
24x36: 1:100
11x17: 1:200

ARCH. REF. 1/A113



GLAZING CONTRACTOR

999 STREET, ST
CITY, STATE 99999
PH: 999.999.9999

MP drafting & design
www.MPDRAFTING.com
P: 248.522.7096
F: 248.522.7030

ARCHITECT:
BRANDSTETTER CARROLL INC
2360 CHAUVIN DRIVE
LEXINGTON, KY 40517
859.268.1933

STAMP AREA:

MOST RECENT REVISION 5 DATE 02.24.2026

PROJECT NUMBER:
25-176E

PROJECT NAME:
COVINGTON CITY HALL

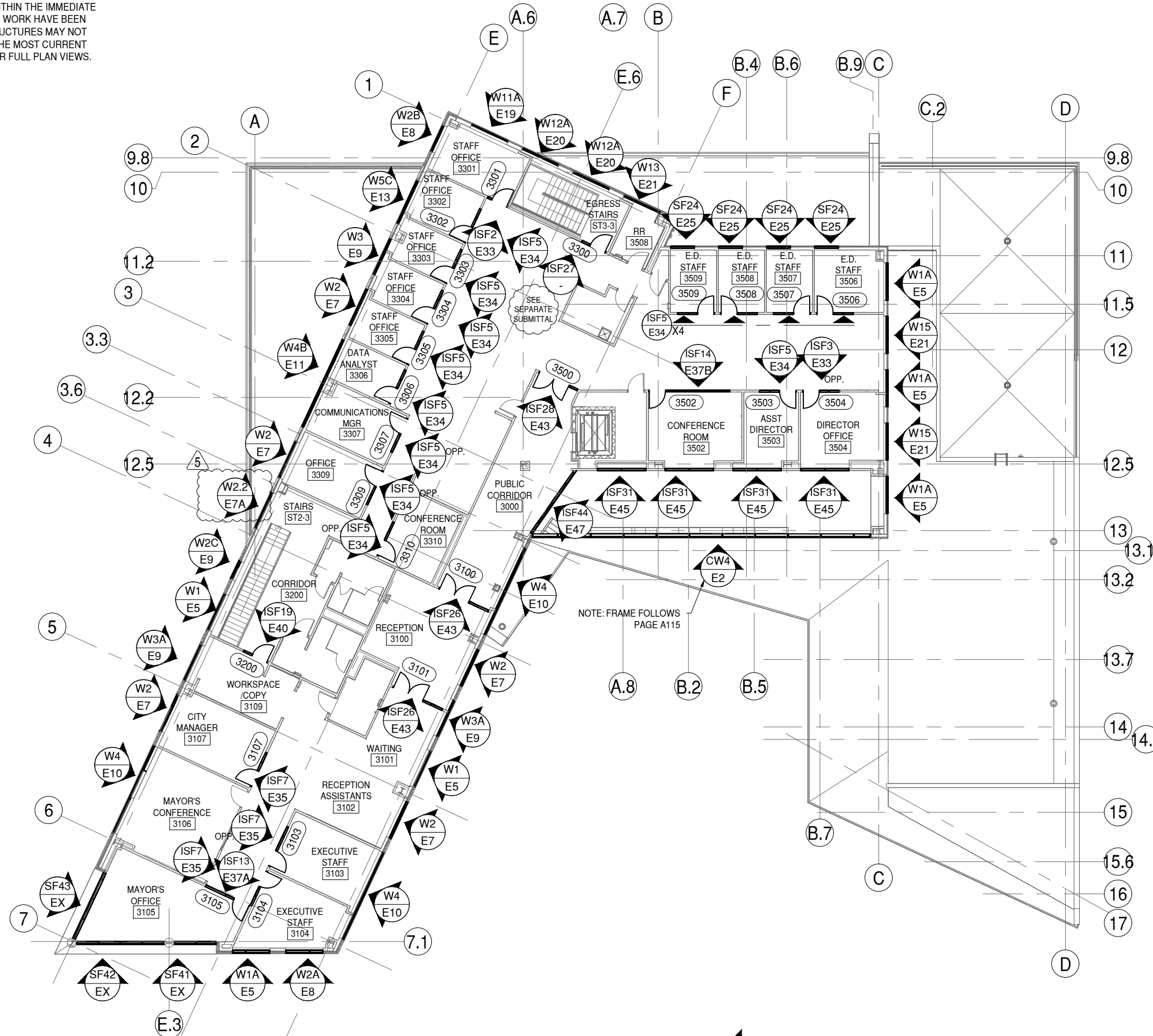
SHEET DESCRIPTION:
PLAN VIEW

SHEET:
P2

NOTE:
THESE PLANS VIEWS ARE FOR LOCATION REFERENCE ONLY. WALLS AND STRUCTURES WITHIN THE IMMEDIATE SURROUNDINGS OF THE SCOPE OF WORK HAVE BEEN INCLUDED. OTHER WALLS AND STRUCTURES MAY NOT BE INCLUDED. PLEASE REFER TO THE MOST CURRENT SET OF ARCHITECTURAL PLANS FOR FULL PLAN VIEWS.

NOTE:
ALL DIMENSIONS TO BE FIELD VERIFIED PRIOR TO FABRICATION

NOTE:
SEE SEPARATE SUBMITTAL FOR FRAME ISF27



3 THIRD FLOOR PLAN
P3 DRAWING SCALE
24x36: 1:100
11x17: 1:200

ARCH. REF. 1/A115

GLAZING CONTRACTOR

999 STREET, ST
CITY, STATE 99999
PH: 999.999.9999

MP drafting & design
www.MPDRAFTING.com
P: 248.522.7096
F: 248.522.7030

ARCHITECT:

BRANDSTETTER CARROLL INC
2360 CHAUVIN DRIVE
LEXINGTON, KY 40517
859.268.1933

STAMP AREA:

MOST RECENT REVISION 5 DATE 02.24.2026

PROJECT NUMBER:
25-176E

PROJECT NAME:
COVINGTON CITY HALL

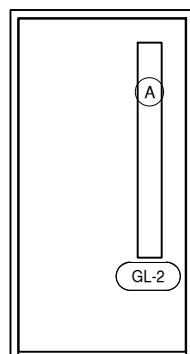
SHEET DESCRIPTION:
PLAN VIEW

SHEET:
P3

NOTE:
COORDINATE ALL DOOR GLAZING
OPENING WITH MANUFACTURER.

MEASUREMENT WORKSHEET FOR DOORS AND FRAMES BY OTHERS

NOTE:
NOT ALL FRAMES MAY BE LOCATED ON THE FLOOR
PLANS IN THIS SET OF SHOP DRAWINGS. REFER TO
ROOM NUMBERS PROVIDED TO LOCATED DOORS
AND/OR FRAMES WITHIN THE ARCHITECTURAL PLANS.

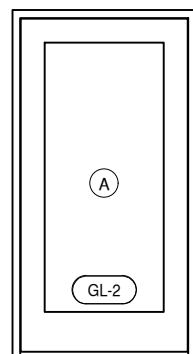


C

A
GL-2 @ CENTRAL BUILDING STORAGE 1700 DOOR# 1700A

A
GL-2 @ BACK PASSAGE 1707 DOOR# 1707

A
GL-2 @ CENTRAL BUILDING STORAGE 1700 DOOR# 1700B



G

A
GL-2 @ RECEPTION 1007 DOOR# 1007

A
GL-2 @ CORRIDOR 1100 DOOR# 1100

A
GL-2 @ PRIVATE SPACE 1801 DOOR# 1801A

A
GL-2 @ PRIVATE SPACE 1801 DOOR# 1801B

A
GL-2 @ CONFERENCE ROOM 1306 DOOR# 1306

A
GL-2 @ ASST DIRECTOR 1307 DOOR# 1307

A
GL-2 @ ASST DIRECTOR 1308 DOOR# 1308

A
GL-2 @ DIRECTOR 1309 DOOR# 1309

A
GL-2 @ CODE COORDINATOR 1805 DOOR# 1805

A
GL-2 @ PHONE BOOTH/ZOOM ROOM/PRIVATE 1806 DOOR# 1806

A
GL-2 @ REC MANAGER 1809 DOOR# 1809

A
GL-2 @ MANAGERS 1310 DOOR# 1310

A
GL-2 @ MANAGERS 1311 DOOR# 1311

A
GL-2 @ MANAGERS 1312 DOOR# 1312

A
GL-2 @ MANAGERS 1313 DOOR# 1313

A
GL-2 @ MANAGERS 1314 DOOR# 1314

A
GL-2 @ OPEN OFFICE 1800 DOOR# 1800B

A
GL-2 @ CONFERENCE ROOM 1803 DOOR# 1803

A
GL-2 @ CODE MANAGER 1804 DOOR# 1804

REMOVED
FROM
SCOPE

GLAZING CONTRACTOR

999 STREET, ST
CITY, STATE 99999
PH: 999.999.9999

MP drafting
& design

www.MPDRAFTING.com

P: 248.522.7096
F: 248.522.7030

ARCHITECT:

BRANDSTETTER CARROLL INC

2360 CHAUVIN DRIVE
LEXINGTON, KY 40517
859.268.1933

STAMP AREA:

MOST RECENT REVISION 5	DATE 02.24.2026
---------------------------	--------------------

PROJECT NUMBER:
25-176E

PROJECT NAME:
COVINGTON CITY HALL

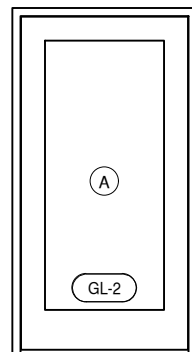
SHEET DESCRIPTION:
MEASUREMENT SHEET

SHEET:
M1

NOTE:
COORDINATE ALL DOOR GLAZING
OPENING WITH MANUFACTURER.

MEASUREMENT WORKSHEET FOR DOORS AND FRAMES BY OTHERS

NOTE:
NOT ALL FRAMES MAY BE LOCATED ON THE FLOOR
PLANS IN THIS SET OF SHOP DRAWINGS. REFER TO
ROOM NUMBERS PROVIDED TO LOCATED DOORS
AND/OR FRAMES WITHIN THE ARCHITECTURAL PLANS.



G

A _____ DOOR#
GL-2 @ PARKS MANAGER 1810 1810

A _____ DOOR#
GL-2 @ DIRECTORS OFFICE 2102 2102

A _____ DOOR#
GL-2 @ ASSISTANT DIRECTORS OFFICE 2103 2103

A _____ DOOR#
GL-2 @ FED GRANTS MANAGER 2104 2104

A _____ DOOR#
GL-2 @ RRC MANAGER 2106 2106

A _____ DOOR#
GL-2 @ CONFERENCE ROOM 2207 2207

A _____ DOOR#
GL-2 @ CONFERENCE ROOM 2301 2301

A _____ DOOR#
GL-2 @ EGRESS STAIRS ST3-2 - 1 HR FIRE RATED 2302

A _____ DOOR#
GL-2 @ CONFERENCE ROOM 2303 2303

A _____ DOOR#
GL-2 @ OPEN OFFICE 2500 2500

A _____ DOOR#
GL-2 @ IT TRAINING 2501 2501

A _____ DOOR#
GL-2 @ IT MGR 2502 2502

A _____ DOOR#
GL-2 @ IT TECH 2503 2503

A _____ DOOR#
GL-2 @ IT TECH 2504 2504

A _____ DOOR#
GL-2 @ DIRECTOR 3101 3101

A _____ DOOR#
GL-2 @ ASST DIRECTOR 3102 3102

A _____ DOOR#
GL-2 @ CONFERENCE ROOM 3103 3103

A _____ DOOR#
GL-2 @ REGULATORY/HISTORIC PRES 3104 3104

A _____ DOOR#
GL-2 @ PARKING ED 3105 3105

A _____ DOOR#
GL-2 @ CONFERENCE ROOM 3206 3206

A _____ DOOR#
GL-2 @ EGRESS STAIRS ST3-3 - 1 HR FIRE RATED 3300

A _____ DOOR#
GL-2 @ CITY MANAGER'S OFFICE 3301 3301

A _____ DOOR#
GL-2 @ CITY MANAGER STAFF OFFICE 3302 3302

A _____ DOOR#
GL-2 @ STAFF OFFICE 3303 3303

A _____ DOOR#
GL-2 @ STAFF OFFICE 3304 3304

A _____ DOOR#
GL-2 @ STAFF OFFICE 3305 3305

A _____ DOOR#
GL-2 @ DATA ANALYST 3306 3306

A _____ DOOR#
GL-2 @ COMMUNICATIONS MGR 3307 3307

GLAZING CONTRACTOR

999 STREET, ST
CITY, STATE 99999
PH: 999.999.9999

MP drafting
& design

www.MPDRAFTING.com

P: 248.522.7096
F: 248.522.7030

ARCHITECT:

BRANDSTETTER CARROLL INC

2360 CHAUVIN DRIVE
LEXINGTON, KY 40517
859.268.1933

STAMP AREA:

MOST RECENT REVISION 5	DATE 02.24.2026
---------------------------	--------------------

PROJECT NUMBER:
25-176E

PROJECT NAME:
COVINGTON CITY HALL

SHEET DESCRIPTION:
MEASUREMENT SHEET

SHEET:
M2

NOTE:
ALL DIMENSIONS TO BE FIELD
VERIFIED PRIOR TO FABRICATION

GLAZING CONTRACTOR

999 STREET, ST
CITY, STATE 99999
PH: 999.999.9999



www.MPDRAFTING.com

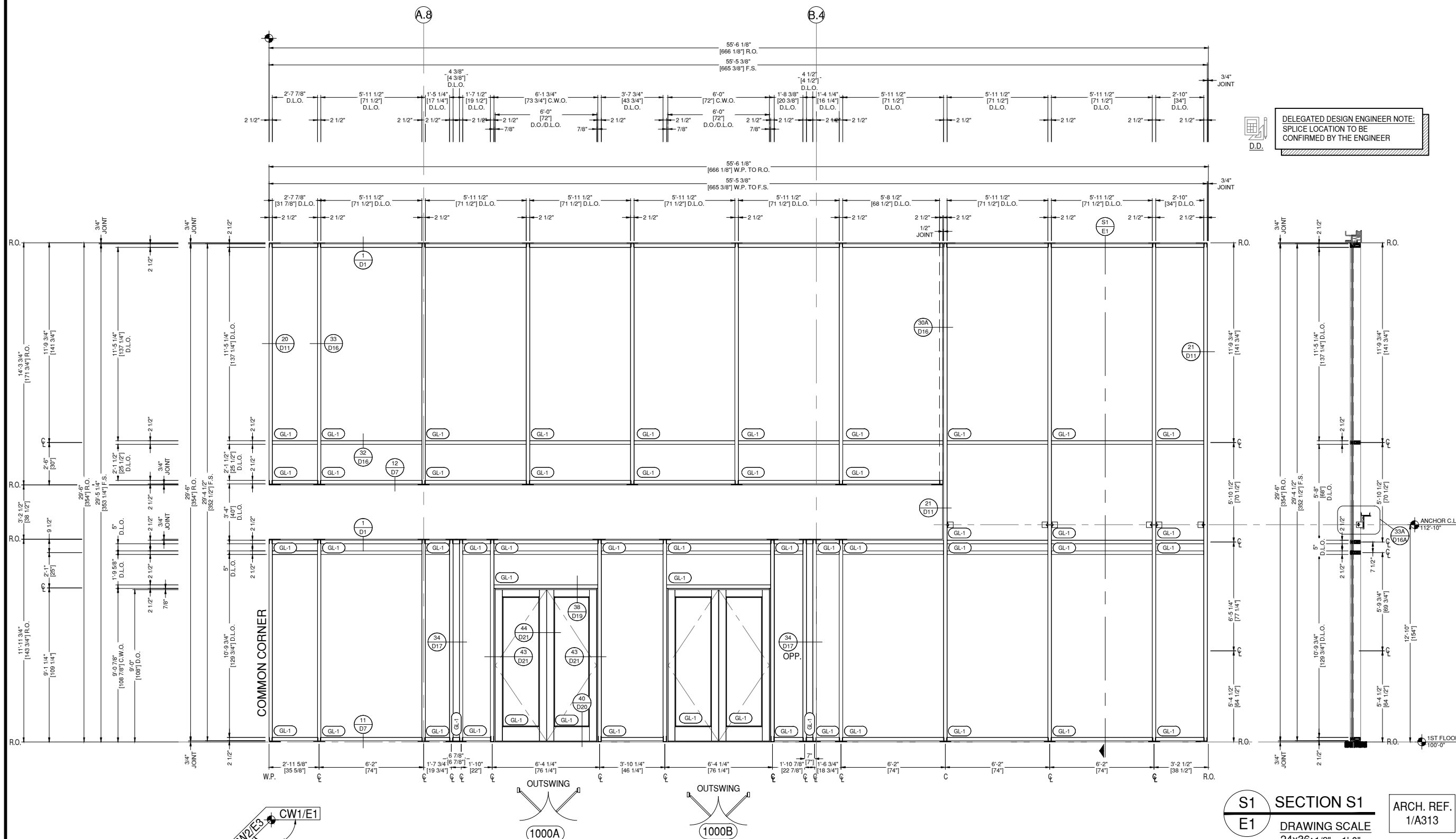
P: 248.522.7096
F: 248.522.7030

ARCHITECT:

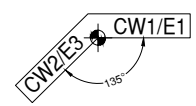
BRANDSTETTER CARROLL INC

2360 CHAUVIN DRIVE
LEXINGTON, KY 40517
859.268.1933

STAMP AREA:



DELEGATED DESIGN ENGINEER NOTE:
SPLICE LOCATION TO BE
CONFIRMED BY THE ENGINEER



CW1 ELEVATION CW1
E1
DRAWING SCALE
24x36: 1/2" = 1'-0"
11x17: 1/4" = 1'-0"

THUS REQ'D: 1
OPP REQ'D: 0
TOTAL REQ'D: 1

ARCH. REF.
2/A613

HW SET:
E-01A @ 1000A
& 1000B

ENGINEERING KEY NOTES:
SUPPORT GLASS ON 1/8" POINT SETTING BLOCKS

S1 SECTION S1
E1
DRAWING SCALE
24x36: 1/2" = 1'-0"
11x17: 1/4" = 1'-0"

ARCH. REF.
1/A313

MOST RECENT REVISION: 5
DATE: 02.24.2026

PROJECT NUMBER:
25-176E

PROJECT NAME:
COVINGTON CITY HALL

SHEET DESCRIPTION:
ELEVATIONS

SHEET:
E1

NOTE:
ALL DIMENSIONS TO BE FIELD
VERIFIED PRIOR TO FABRICATION

GLAZING CONTRACTOR

999 STREET, ST
CITY, STATE 99999
PH: 999.999.9999

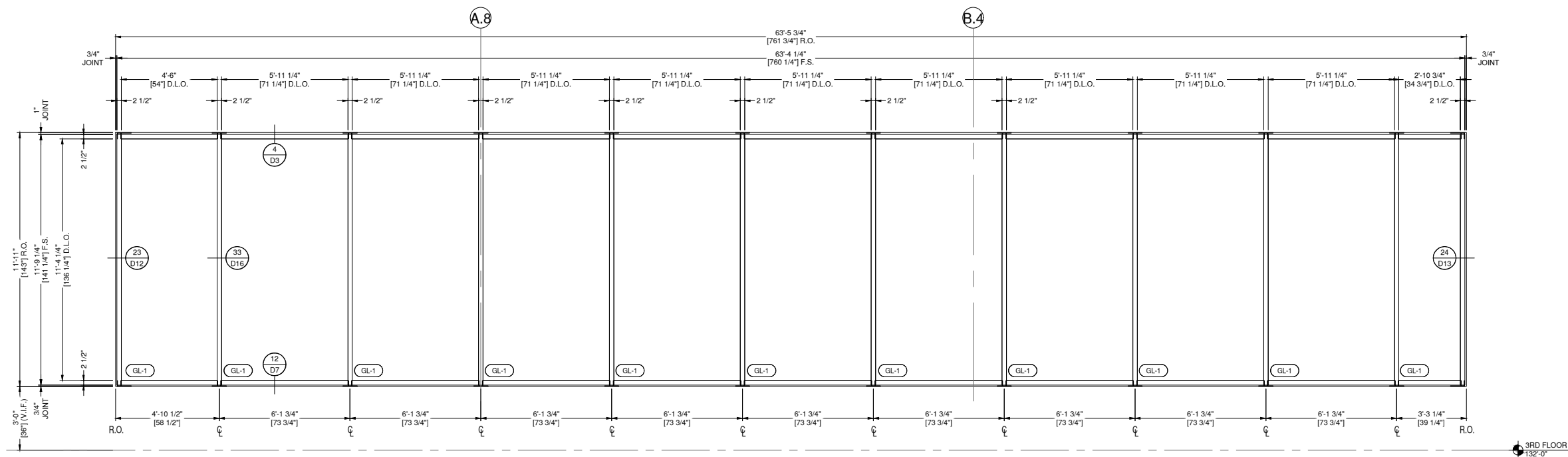


www.MPDRAFTING.com
P: 248.522.7096
F: 248.522.7030

ARCHITECT:

BRANDSTETTER CARROLL INC
2360 CHAUVIN DRIVE
LEXINGTON, KY 40517
859.268.1933

STAMP AREA:



CW4 ELEVATION CW4
E2 DRAWING SCALE
24x36: 1/2" = 1'-0"
11x17: 1/4" = 1'-0"

THUS REQ'D:	1	ARCH. REF. 2/A613
OPP REQ'D:	0	
TOTAL REQ'D:	1	

TUBELITE 400T SERIES CW
FINISH: CLEAR ANODIZED

MOST RECENT REVISION	DATE
5	02.24.2026

PROJECT NUMBER:
25-176E

PROJECT NAME:
COVINGTON CITY HALL

SHEET DESCRIPTION:
ELEVATIONS

SHEET:
E2

NOTE:
ALL DIMENSIONS TO BE FIELD
VERIFIED PRIOR TO FABRICATION

GLAZING CONTRACTOR

999 STREET, ST
CITY, STATE 99999
PH: 999.999.9999

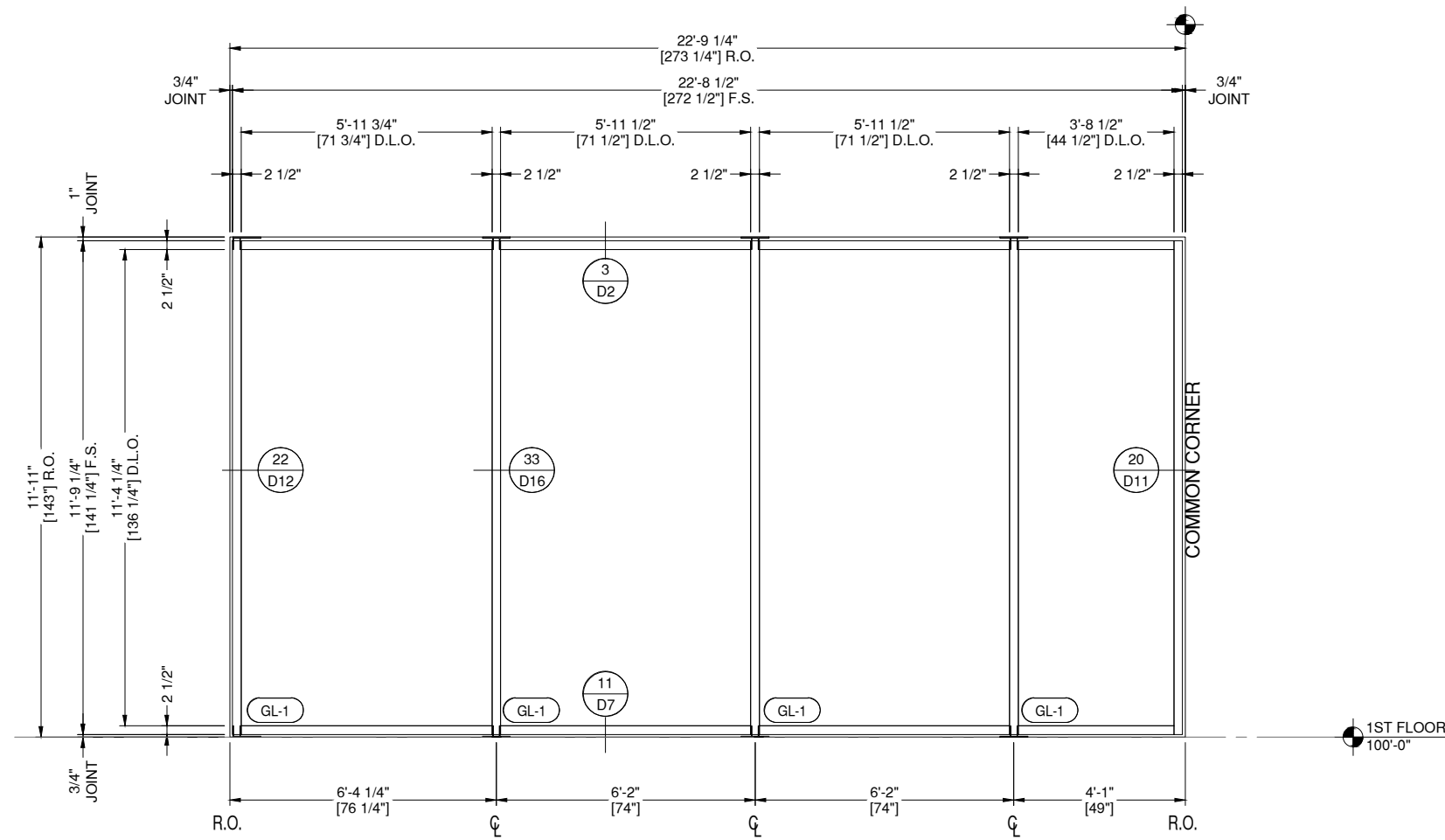
MP drafting
& design

www.MPDRAFTING.com
P: 248.522.7096
F: 248.522.7030

ARCHITECT:

BRANDSTETTER CARROLL INC
2360 CHAUVIN DRIVE
LEXINGTON, KY 40517
859.268.1933

STAMP AREA:

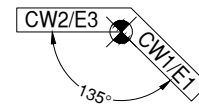


CW2 ELEVATION CW2
E3 DRAWING SCALE
24x36: 1/2" = 1'-0"
11x17: 1/4" = 1'-0"

THUS REQ'D: 1
OPP REQ'D: 0
TOTAL REQ'D: 1

ARCH. REF.
1/A613

TUBELITE 400T SERIES CW
FINISH: CLEAR ANODIZED



MOST RECENT REVISION 5	DATE 02.24.2026
---------------------------	--------------------

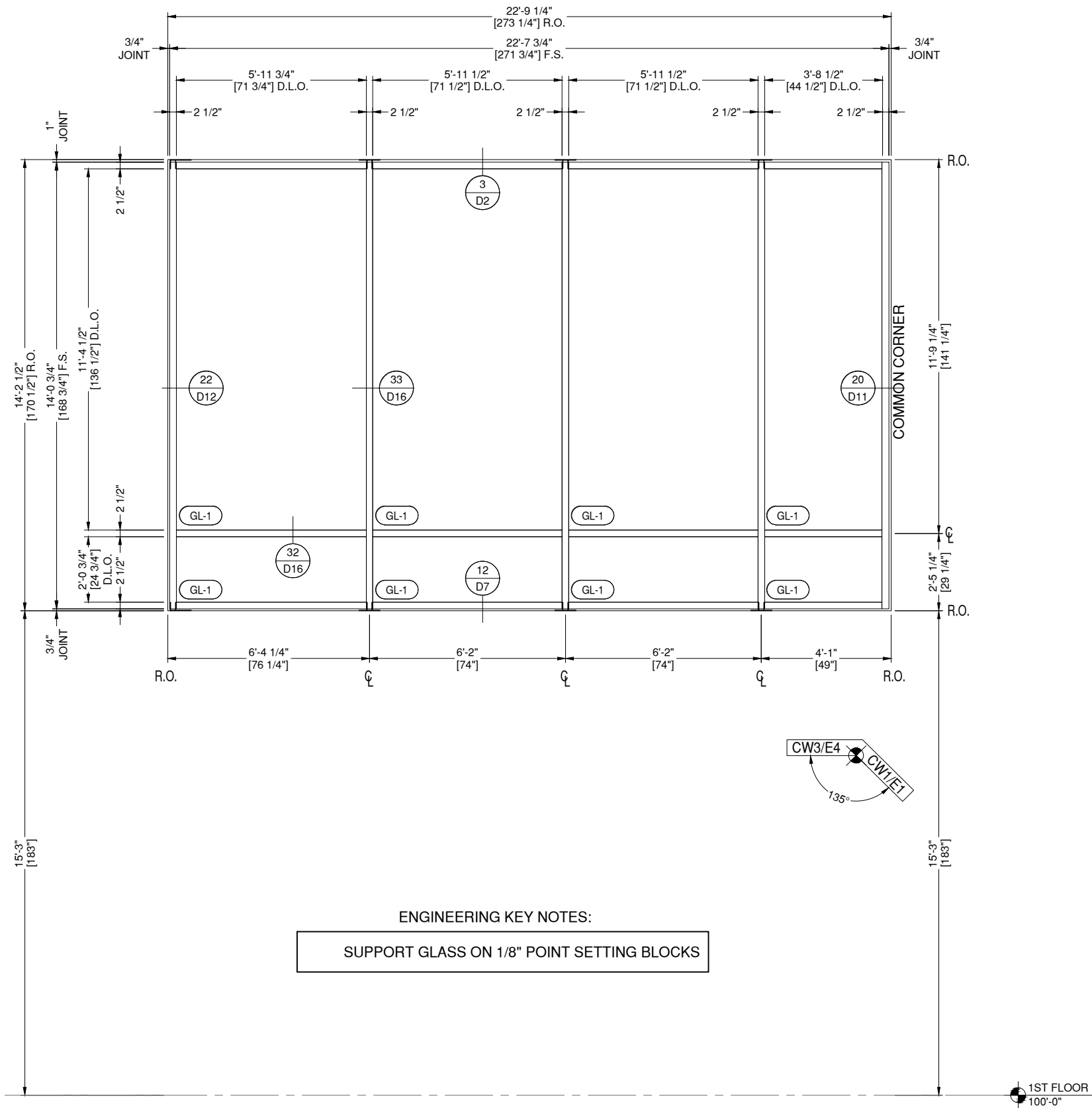
PROJECT NUMBER:
25-176E

PROJECT NAME:
COVINGTON CITY HALL

SHEET DESCRIPTION:
ELEVATIONS

SHEET:
E3

NOTE:
ALL DIMENSIONS TO BE FIELD
VERIFIED PRIOR TO FABRICATION



ENGINEERING KEY NOTES:
SUPPORT GLASS ON 1/8" POINT SETTING BLOCKS

CW3 ELEVATION CW3
E4 DRAWING SCALE
24x36: 1/2" = 1'-0"
11x17: 1/4" = 1'-0"

THUS REQ'D:	1	ARCH. REF. 1/A613
OPP REQ'D:	0	
TOTAL REQ'D:	1	

TUBELITE 400T SERIES CW
FINISH: CLEAR ANODIZED

GLAZING CONTRACTOR

999 STREET, ST
CITY, STATE 99999
PH: 999.999.9999

MP drafting & design
www.MPDRAFTING.com
P: 248.522.7096
F: 248.522.7030

ARCHITECT:
BRANDSTETTER CARROLL INC
2360 CHAUVIN DRIVE
LEXINGTON, KY 40517
859.268.1933

STAMP AREA:

MOST RECENT REVISION	DATE
5	02.24.2026

PROJECT NUMBER:
25-176E

PROJECT NAME:
COVINGTON CITY HALL

SHEET DESCRIPTION:
ELEVATIONS

SHEET:
E4

NOTE:
ALL DIMENSIONS TO BE FIELD
VERIFIED PRIOR TO FABRICATION

GLAZING CONTRACTOR

999 STREET, ST
CITY, STATE 99999
PH: 999.999.9999

MP drafting
& design

www.MPDRAFTING.com

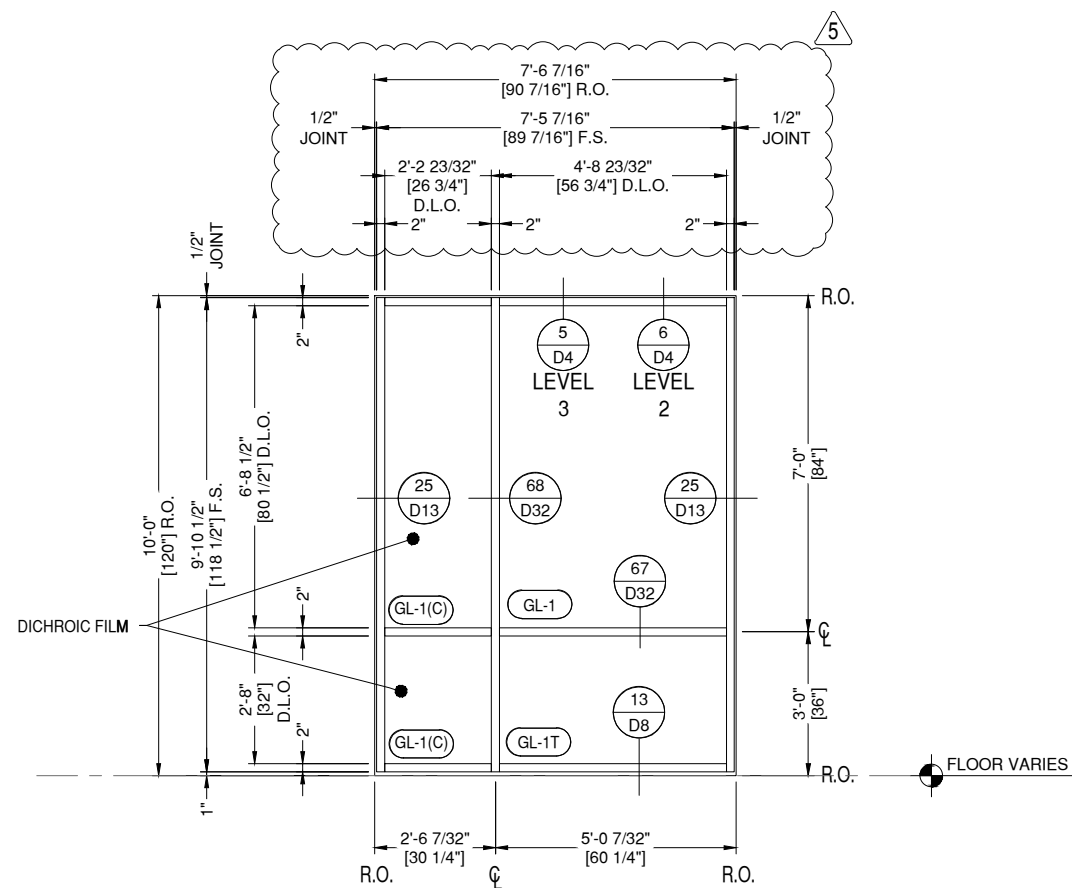
P: 248.522.7096
F: 248.522.7030

ARCHITECT:

BRANDSTETTER CARROLL INC

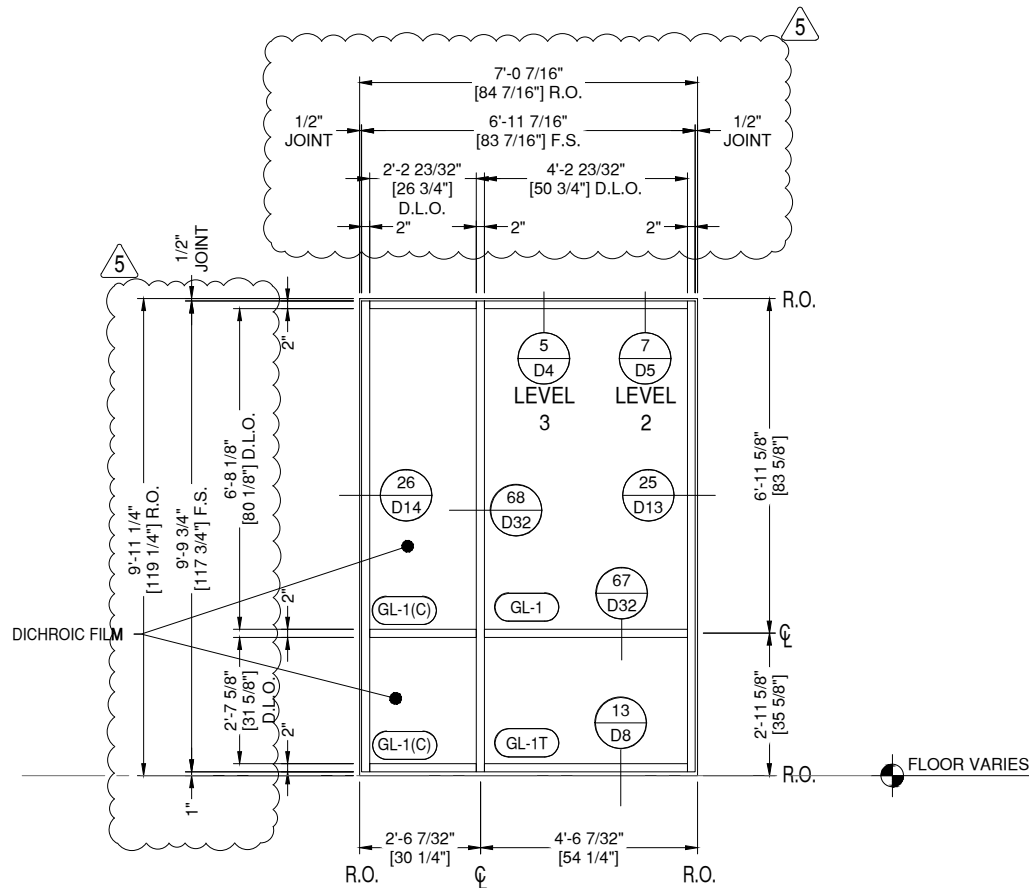
2360 CHAUVIN DRIVE
LEXINGTON, KY 40517
859.268.1933

STAMP AREA:



W1 ELEVATION W1
E5 DRAWING SCALE
24x36: 1/2" = 1'-0"
11x17: 1/4" = 1'-0"

THUS REQ'D: 7
OPP REQ'D: 0
TOTAL REQ'D: 7
ARCH. REF.
1/A612
TUBELITE T24650 SERIES SF
FINISH: CLEAR ANODIZED



W1A ELEVATION W1A
E5 DRAWING SCALE
24x36: 1/2" = 1'-0"
11x17: 1/4" = 1'-0"

THUS REQ'D: 3
OPP REQ'D: 0
TOTAL REQ'D: 3
ARCH. REF.
2/A610
TUBELITE T24650 SERIES SF
FINISH: CLEAR ANODIZED

MOST RECENT REVISION 5	DATE 02.24.2026
---------------------------	--------------------

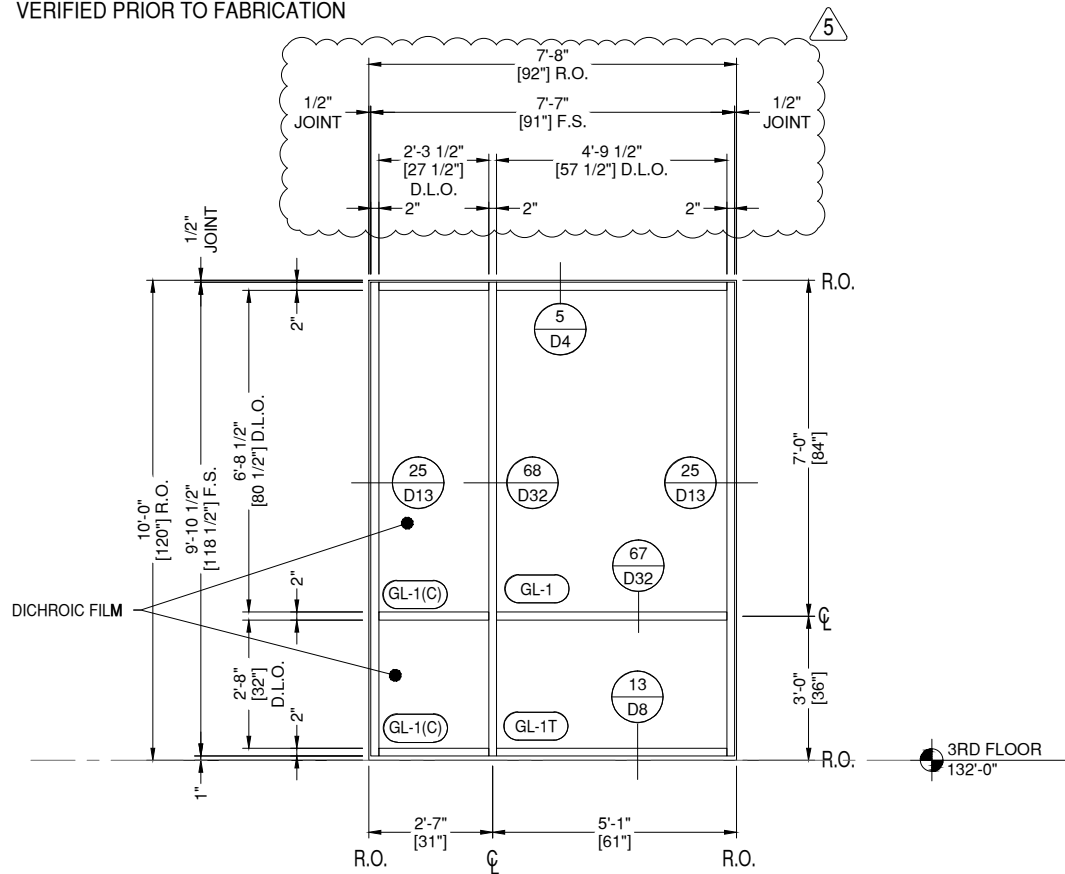
PROJECT NUMBER:
25-176E

PROJECT NAME:
COVINGTON CITY HALL

SHEET DESCRIPTION:
ELEVATIONS

SHEET:
E5

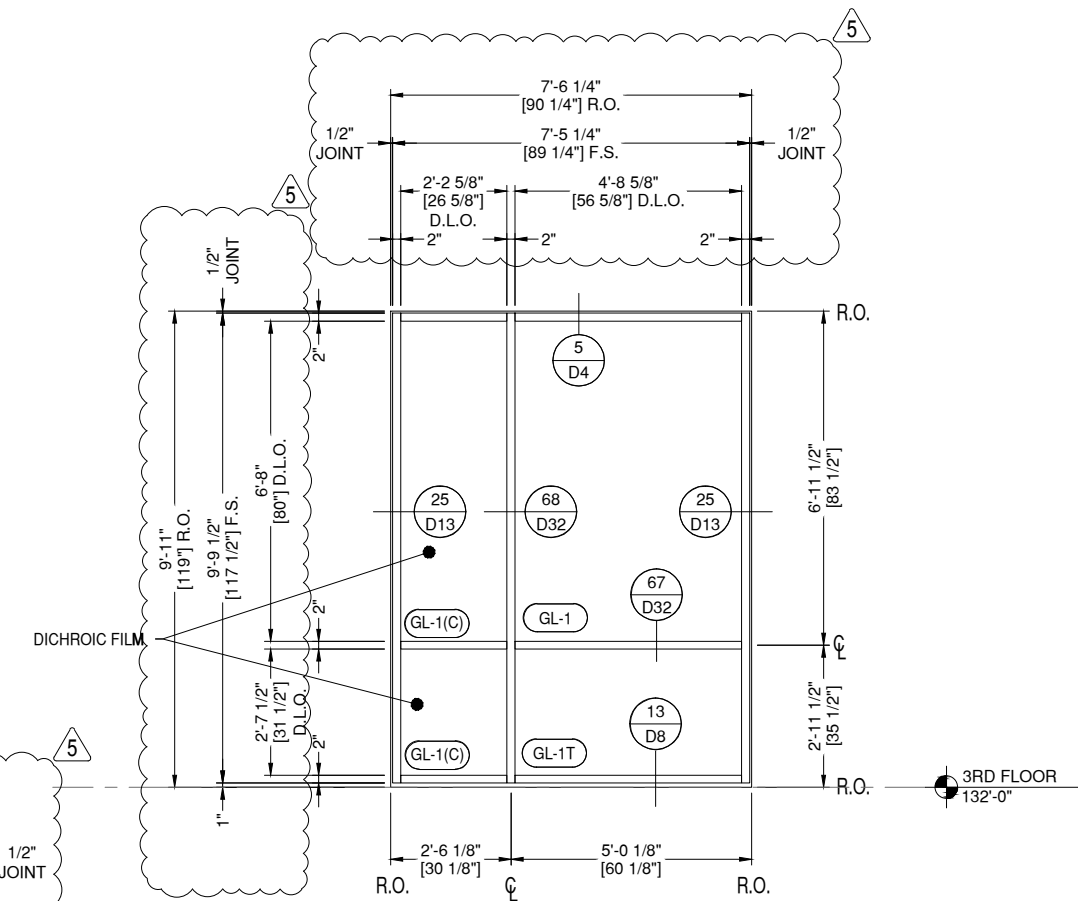
NOTE:
ALL DIMENSIONS TO BE FIELD
VERIFIED PRIOR TO FABRICATION



W1.1 ELEVATION W1.1
E5A DRAWING SCALE
24x36: 1/2" = 1'-0"
11x17: 1/4" = 1'-0"

THUS REQ'D:	1
OPP REQ'D:	0
TOTAL REQ'D:	1

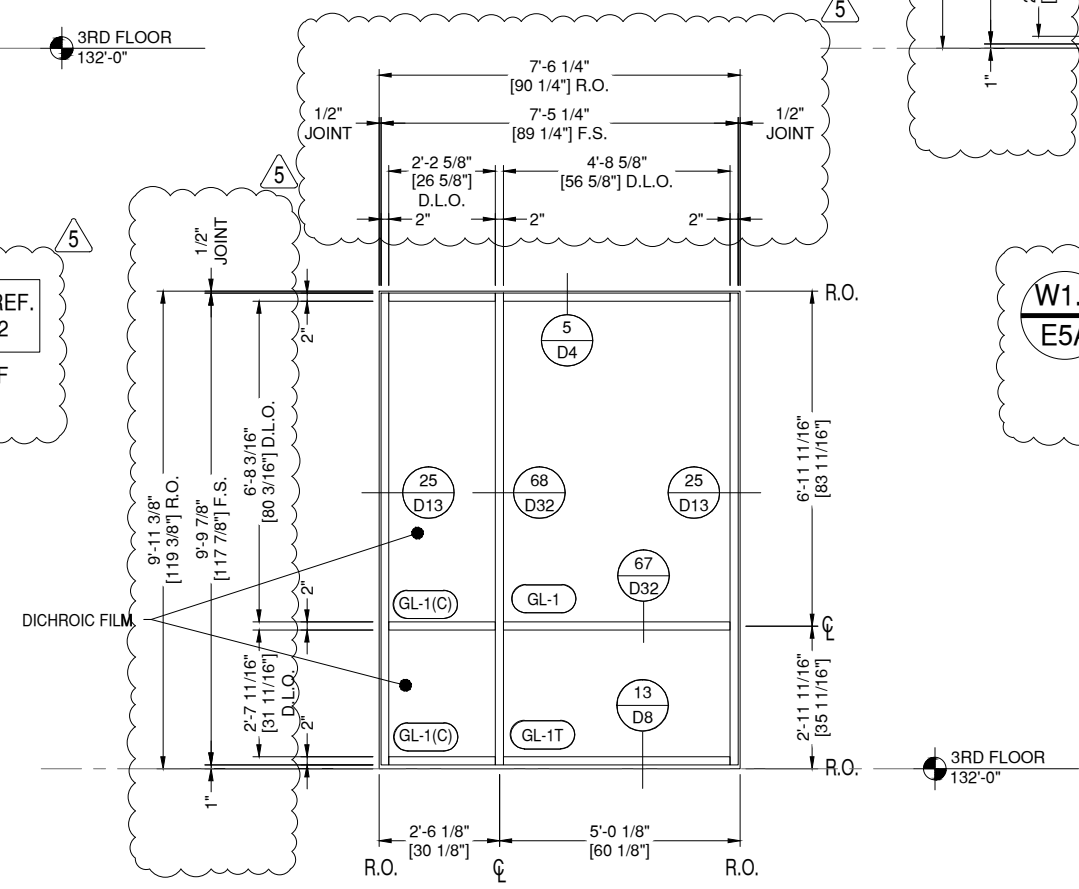
ARCH. REF. 1/A612
TUBELITE T24650 SERIES SF
FINISH: CLEAR ANODIZED



W1.3 ELEVATION W1.3
E5A DRAWING SCALE
24x36: 1/2" = 1'-0"
11x17: 1/4" = 1'-0"

THUS REQ'D:	1
OPP REQ'D:	0
TOTAL REQ'D:	1

ARCH. REF. 1/A612
TUBELITE T24650 SERIES SF
FINISH: CLEAR ANODIZED



W1.2 ELEVATION W1.2
E5A DRAWING SCALE
24x36: 1/2" = 1'-0"
11x17: 1/4" = 1'-0"

THUS REQ'D:	1
OPP REQ'D:	0
TOTAL REQ'D:	1

ARCH. REF. 1/A612
TUBELITE T24650 SERIES SF
FINISH: CLEAR ANODIZED

GLAZING CONTRACTOR

999 STREET, ST
CITY, STATE 99999
PH: 999.999.9999

MP drafting & design

www.MPDRAFTING.com
P: 248.522.7096
F: 248.522.7030

ARCHITECT:

BRANDSTETTER CARROLL INC
2360 CHAUVIN DRIVE
LEXINGTON, KY 40517
859.268.1933

STAMP AREA:

MOST RECENT REVISION	DATE
5	02.24.2026

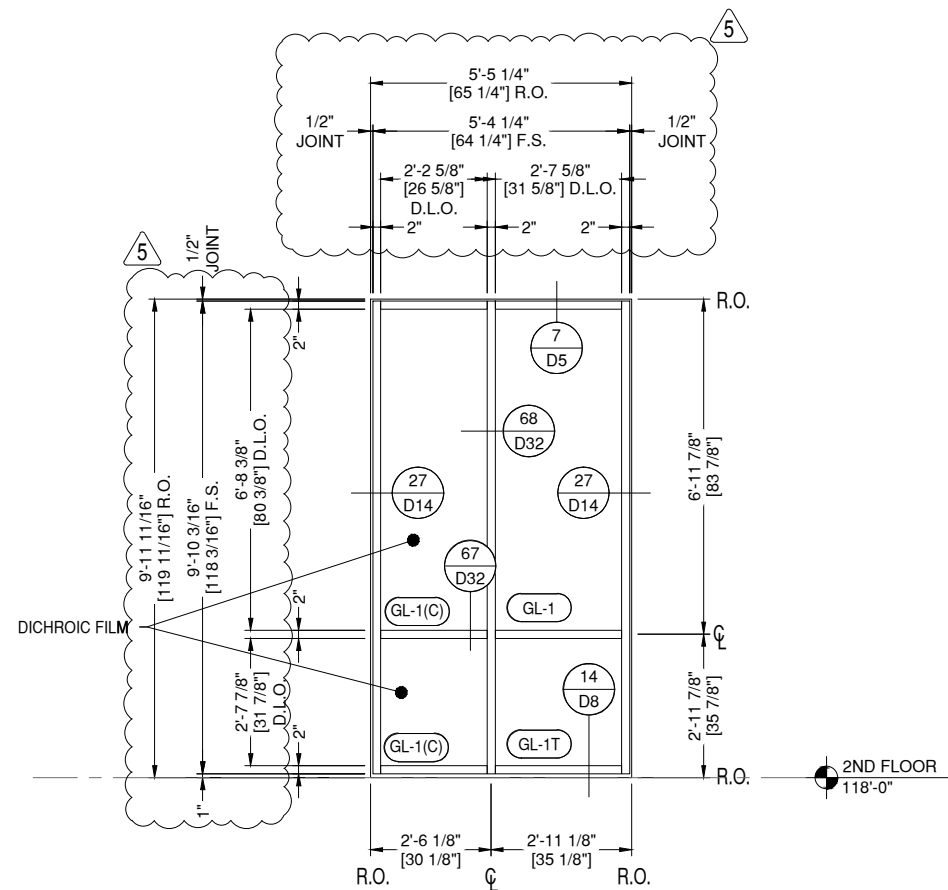
PROJECT NUMBER:
25-176E

PROJECT NAME:
COVINGTON CITY HALL

SHEET DESCRIPTION:
ELEVATIONS

SHEET:
E5A

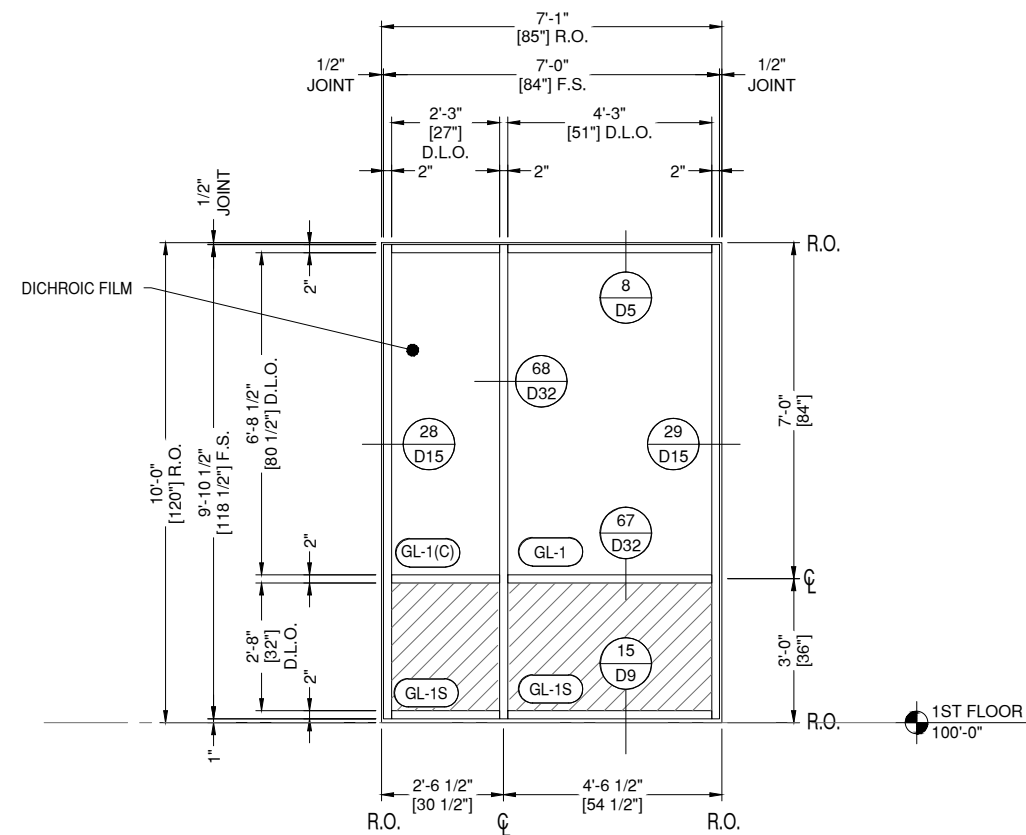
NOTE:
ALL DIMENSIONS TO BE FIELD
VERIFIED PRIOR TO FABRICATION



W1C ELEVATION W1C
E6 DRAWING SCALE
24x36: 1/2" = 1'-0"
11x17: 1/4" = 1'-0"

THUS REQ'D:	1	ARCH. REF. 1/A612
OPP REQ'D:	0	
TOTAL REQ'D:	1	

TUBELITE T24650 SERIES SF
FINISH: CLEAR ANODIZED



W1D ELEVATION W1D
E6 DRAWING SCALE
24x36: 1/2" = 1'-0"
11x17: 1/4" = 1'-0"

THUS REQ'D:	3	ARCH. REF. 5/A611
OPP REQ'D:	0	
TOTAL REQ'D:	3	

TUBELITE T24650 SERIES SF
FINISH: CLEAR ANODIZED

GLAZING CONTRACTOR

999 STREET, ST
CITY, STATE 99999
PH: 999.999.9999



www.MPDRAFTING.com
P: 248.522.7096
F: 248.522.7030

ARCHITECT:

BRANDSTETTER CARROLL INC
2360 CHAUVIN DRIVE
LEXINGTON, KY 40517
859.268.1933

STAMP AREA:

MOST RECENT REVISION	DATE
5	02.24.2026

PROJECT NUMBER:
25-176E

PROJECT NAME:
COVINGTON CITY HALL

SHEET DESCRIPTION:
ELEVATIONS

SHEET:
E6

NOTE:
ALL DIMENSIONS TO BE FIELD
VERIFIED PRIOR TO FABRICATION

GLAZING CONTRACTOR

999 STREET, ST
CITY, STATE 99999
PH: 999.999.9999

MP drafting
& design

www.MPDRAFTING.com

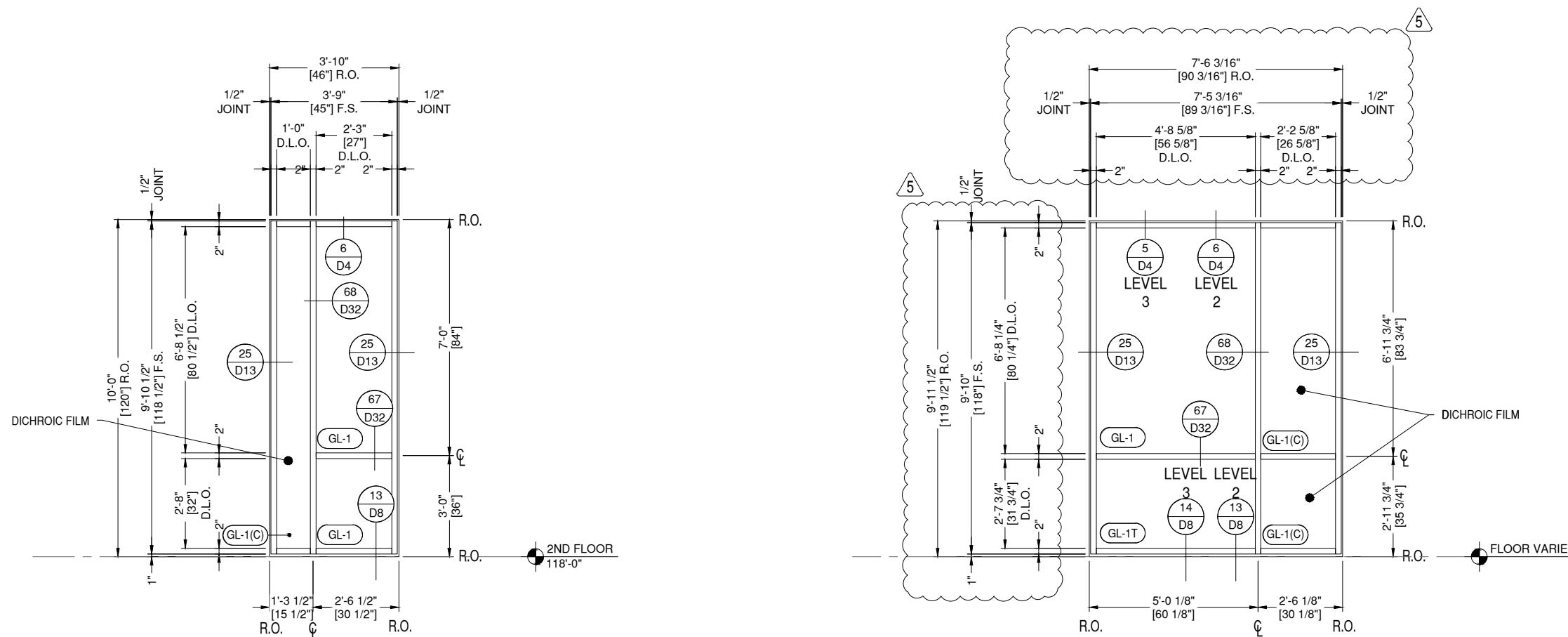
P: 248.522.7096
F: 248.522.7030

ARCHITECT:

BRANDSTETTER CARROLL INC

2360 CHAUVIN DRIVE
LEXINGTON, KY 40517
859.268.1933

STAMP AREA:



W1E ELEVATION W1E

E7

DRAWING SCALE
24x36: 1/2" = 1'-0"
11x17: 1/4" = 1'-0"

THUS REQ'D:	1
OPP REQ'D:	0
TOTAL REQ'D:	1

ARCH. REF.
1/A611

TUBELITE T24650 SERIES SF
FINISH: CLEAR ANODIZED

W2 ELEVATION W2

E7

DRAWING SCALE
24x36: 1/2" = 1'-0"
11x17: 1/4" = 1'-0"

THUS REQ'D:	10
OPP REQ'D:	0
TOTAL REQ'D:	10

ARCH. REF.
1/A611

TUBELITE T24650 SERIES SF
FINISH: CLEAR ANODIZED

MOST RECENT REVISION	DATE
5	02.24.2026

PROJECT NUMBER:
25-176E

PROJECT NAME:
COVINGTON CITY HALL

SHEET DESCRIPTION:
ELEVATIONS

SHEET:
E7

NOTE:
ALL DIMENSIONS TO BE FIELD
VERIFIED PRIOR TO FABRICATION

GLAZING CONTRACTOR

999 STREET, ST
CITY, STATE 99999
PH: 999.999.9999

MP drafting
& design
www.MPDRAFTING.com
P: 248.522.7096
F: 248.522.7030

ARCHITECT:

BRANDSTETTER CARROLL INC
2360 CHAUVIN DRIVE
LEXINGTON, KY 40517
859.268.1933

STAMP AREA:

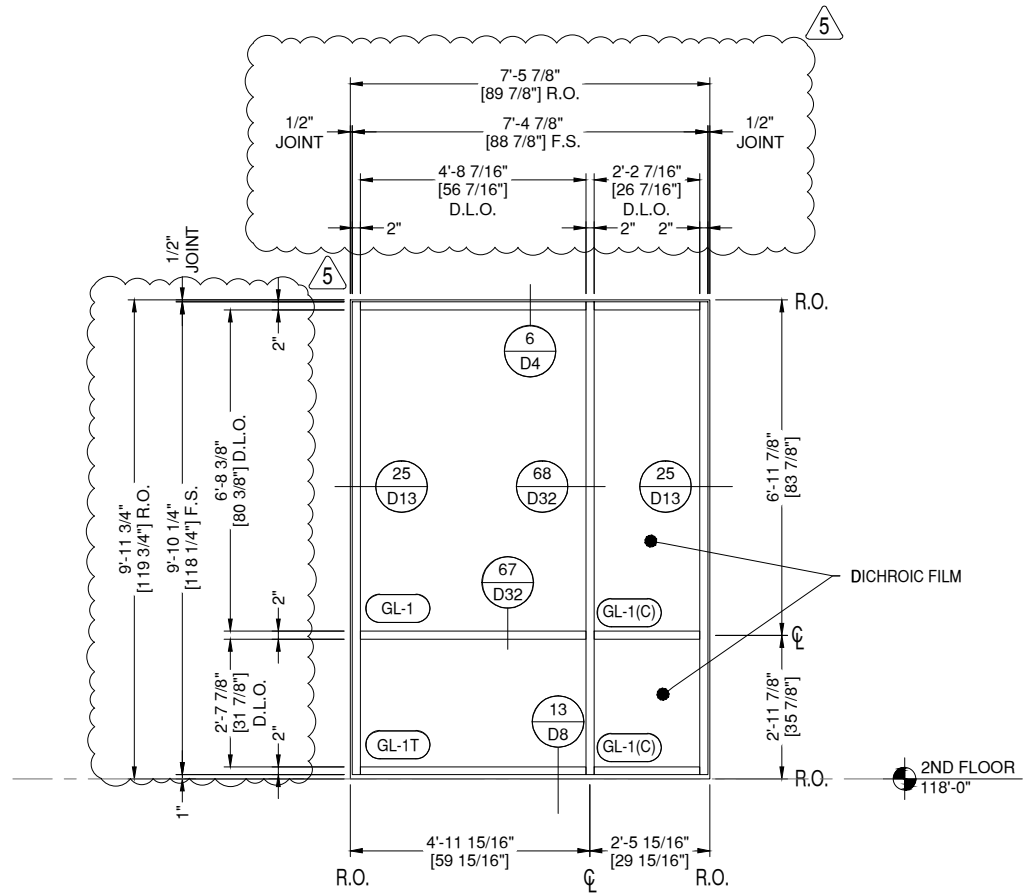
MOST RECENT REVISION 5	DATE 02.24.2026
---------------------------	--------------------

PROJECT NUMBER:
25-176E

PROJECT NAME:
COVINGTON CITY HALL

SHEET DESCRIPTION:
ELEVATIONS

SHEET:
E7A

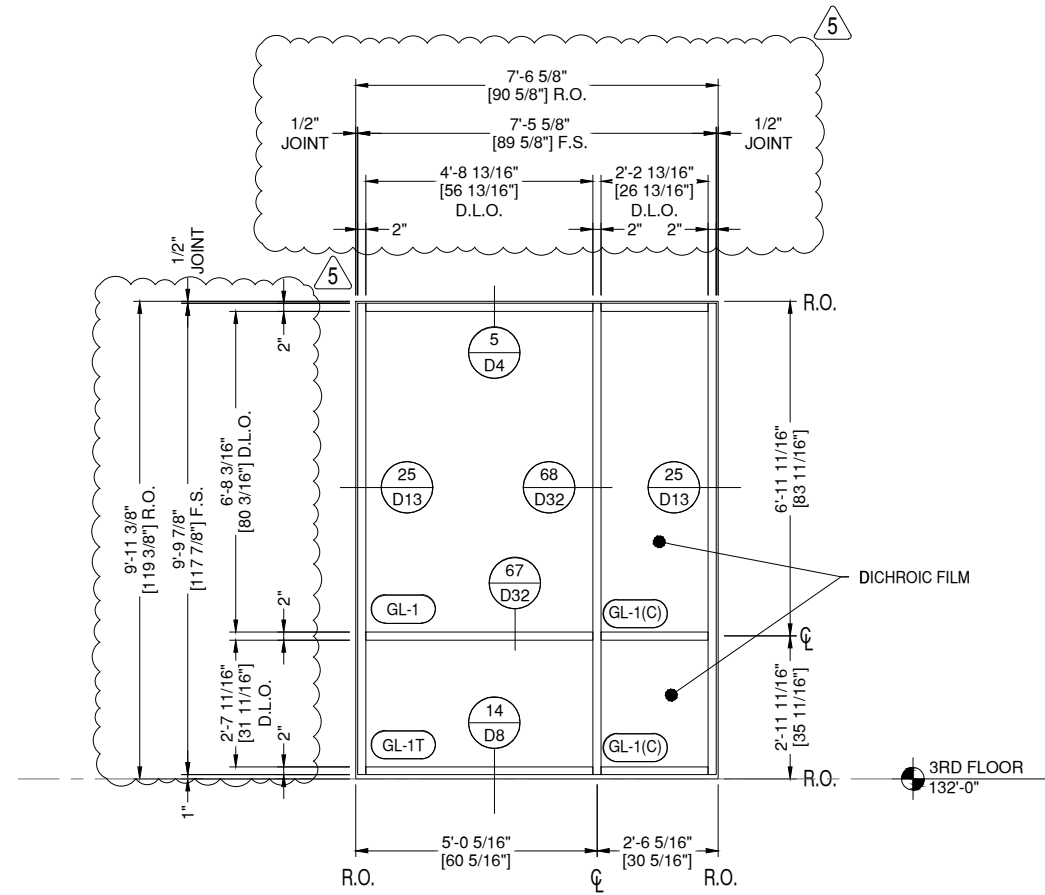


W2.1 ELEVATION W2.1
E7A DRAWING SCALE
24x36: 1/2" = 1'-0"
11x17: 1/4" = 1'-0"

THUS REQ'D:	1
OPP REQ'D:	0
TOTAL REQ'D:	1

ARCH. REF.
1/A611

TUBELITE T24650 SERIES SF
FINISH: CLEAR ANODIZED



W2.2 ELEVATION W2.2
E7A DRAWING SCALE
24x36: 1/2" = 1'-0"
11x17: 1/4" = 1'-0"

THUS REQ'D:	1
OPP REQ'D:	0
TOTAL REQ'D:	1

ARCH. REF.
1/A611

TUBELITE T24650 SERIES SF
FINISH: CLEAR ANODIZED

NOTE:
ALL DIMENSIONS TO BE FIELD
VERIFIED PRIOR TO FABRICATION

GLAZING CONTRACTOR

999 STREET, ST
CITY, STATE 99999
PH: 999.999.9999

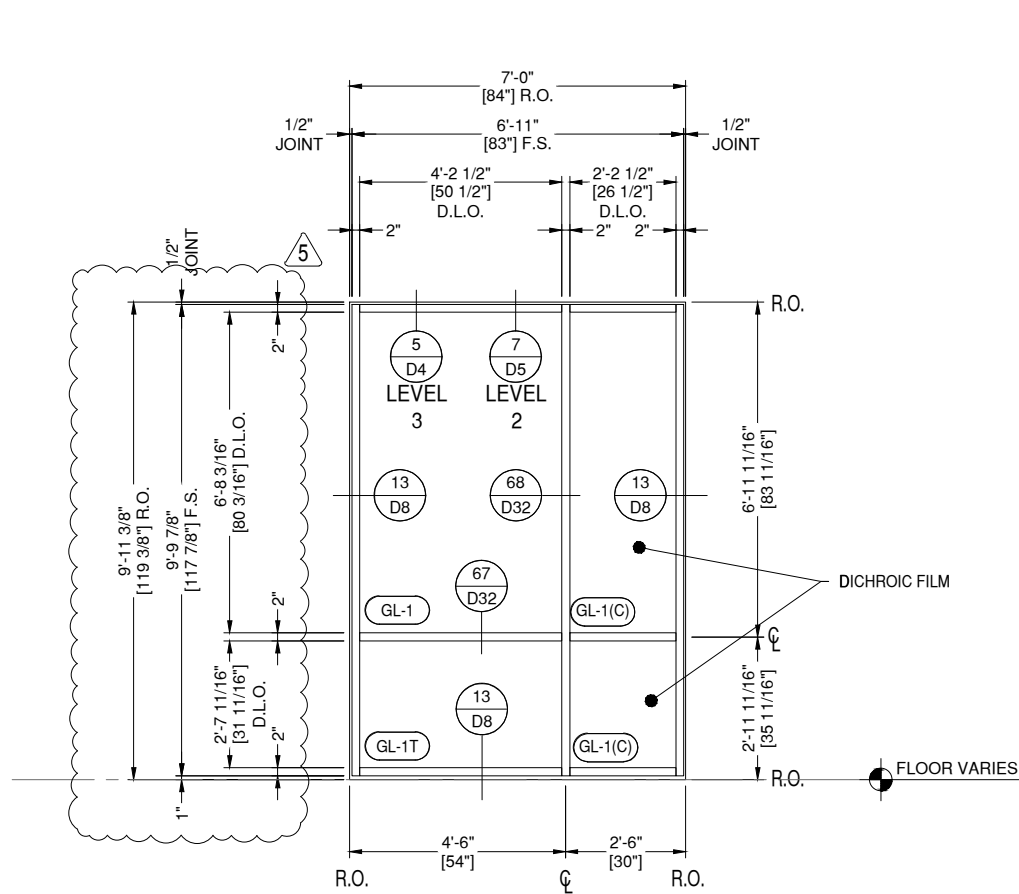


www.MPDRAFTING.com
P: 248.522.7096
F: 248.522.7030

ARCHITECT:

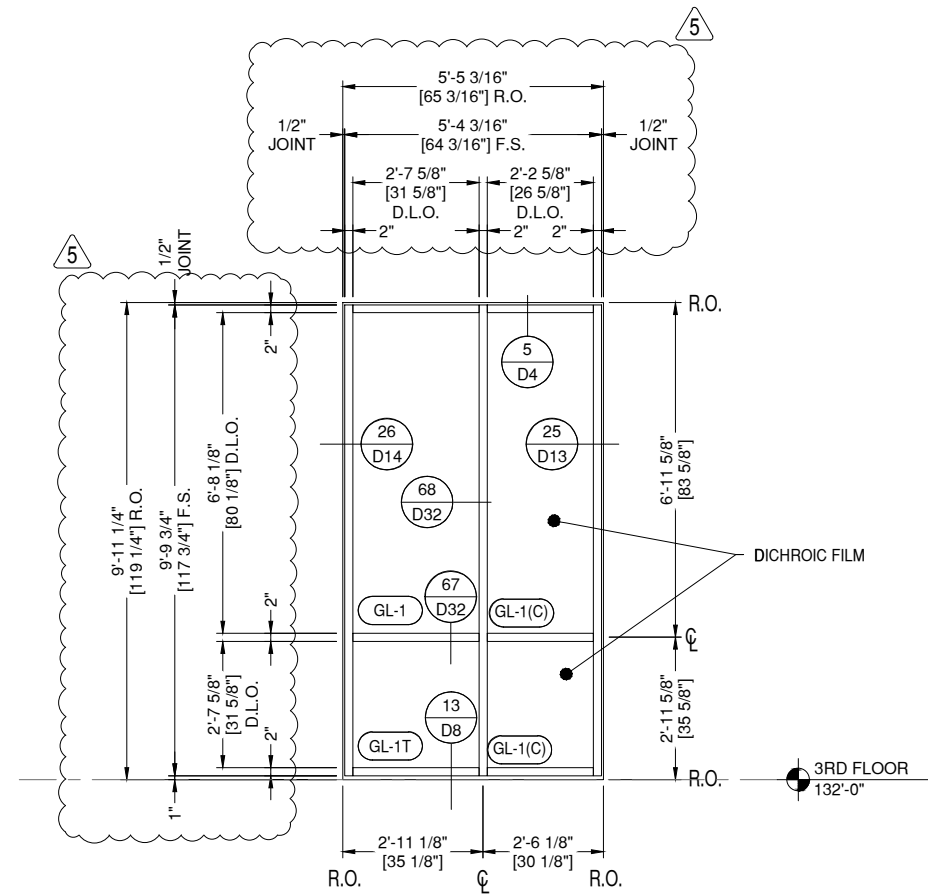
BRANDSTETTER CARROLL INC
2360 CHAUVIN DRIVE
LEXINGTON, KY 40517
859.268.1933

STAMP AREA:



W2A ELEVATION W2A
E8 DRAWING SCALE
24x36: 1/2" = 1'-0"
11x17: 1/4" = 1'-0"

THUS REQ'D: 2
OPP REQ'D: 0
TOTAL REQ'D: 2
ARCH. REF.
2/A610
TUBELITE T24650 SERIES SF
FINISH: CLEAR ANODIZED



W2B ELEVATION W2B
E8 DRAWING SCALE
24x36: 1/2" = 1'-0"
11x17: 1/4" = 1'-0"

THUS REQ'D: 1
OPP REQ'D: 0
TOTAL REQ'D: 1
ARCH. REF.
1/A612
TUBELITE T24650 SERIES SF
FINISH: CLEAR ANODIZED

MOST RECENT REVISION 5 DATE 02.24.2026

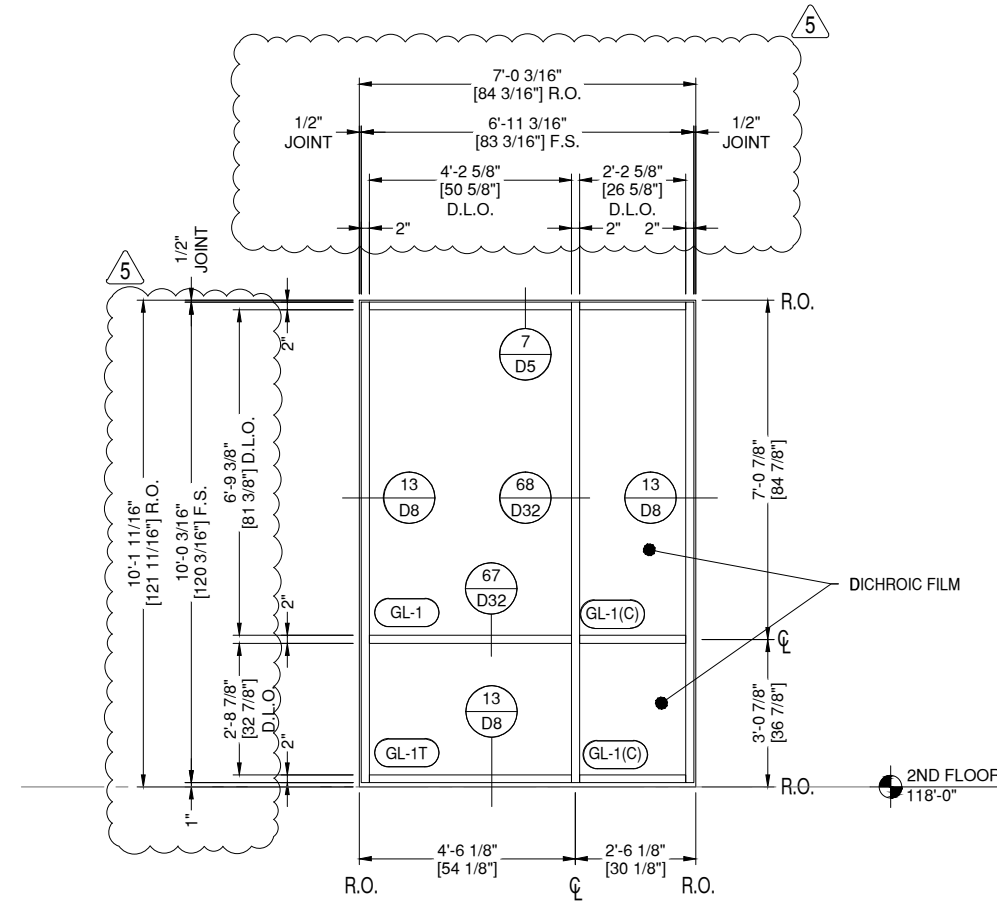
PROJECT NUMBER:
25-176E

PROJECT NAME:
COVINGTON CITY HALL

SHEET DESCRIPTION:
ELEVATIONS

SHEET:
E8

NOTE:
ALL DIMENSIONS TO BE FIELD
VERIFIED PRIOR TO FABRICATION



W2A.1 E8A	ELEVATION W2A.1	THUS REQ'D: 1	ARCH. REF. 2/A610
	DRAWING SCALE	OPP REQ'D: 0	
	24x36: 1/2" = 1'-0" 11x17: 1/4" = 1'-0"	TOTAL REQ'D: 1	
TUBELITE T24650 SERIES SF FINISH: CLEAR ANODIZED			

GLAZING CONTRACTOR

999 STREET, ST
CITY, STATE 99999
PH: 999.999.9999



www.MPDRAFTING.com
P: 248.522.7096
F: 248.522.7030

ARCHITECT:

BRANDSTETTER CARROLL INC
2360 CHAUVIN DRIVE
LEXINGTON, KY 40517
859.268.1933

STAMP AREA:

MOST RECENT REVISION 5	DATE 02.24.2026
---------------------------	--------------------

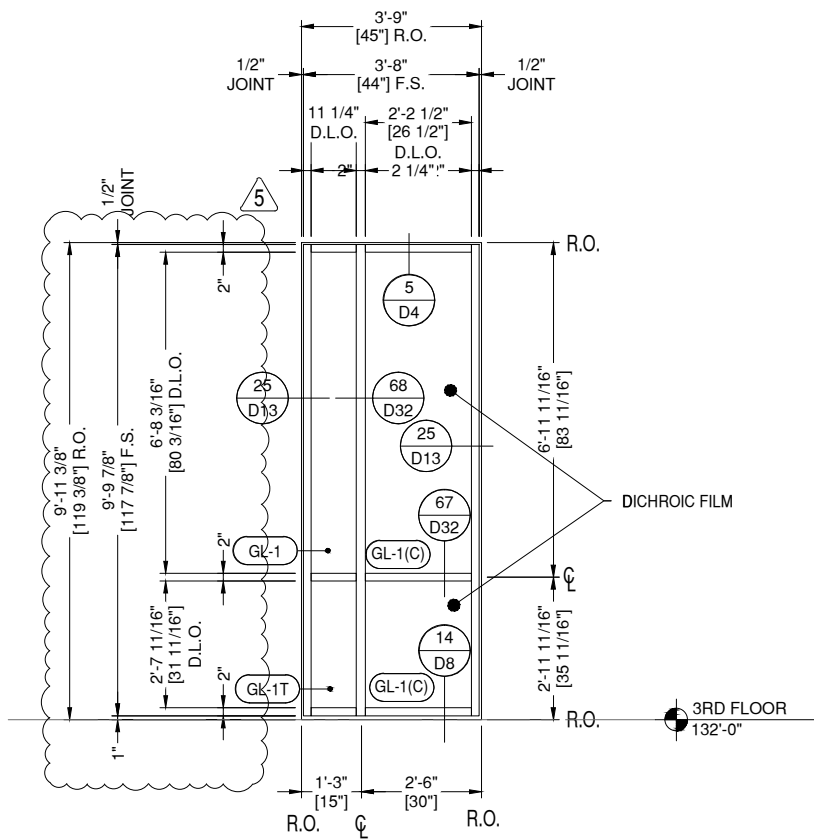
PROJECT NUMBER:
25-176E

PROJECT NAME:
COVINGTON CITY HALL

SHEET DESCRIPTION:
ELEVATIONS

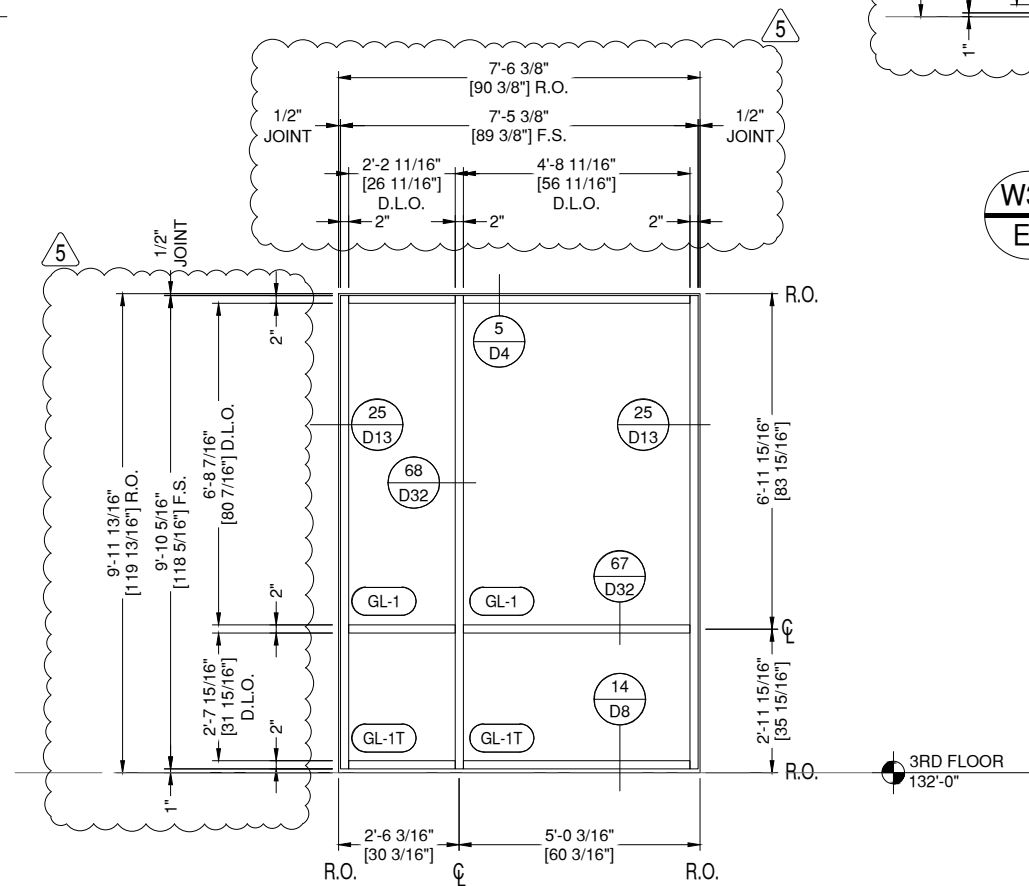
SHEET:
E8A

NOTE:
ALL DIMENSIONS TO BE FIELD
VERIFIED PRIOR TO FABRICATION



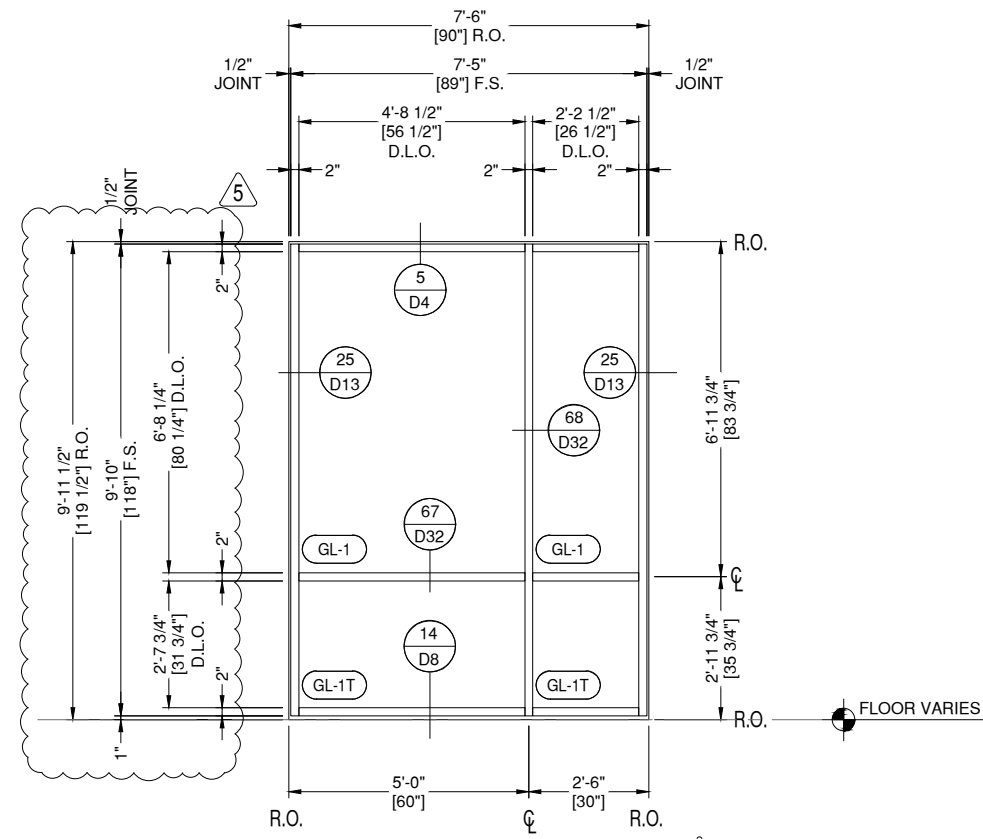
W2C ELEVATION W2C
E9 DRAWING SCALE
24x36: 1/2" = 1'-0"
11x17: 1/4" = 1'-0"

THUS REQ'D: 1
OPP REQ'D: 0
TOTAL REQ'D: 1
TUBELITE T24650 SERIES SF
FINISH: CLEAR ANODIZED
ARCH. REF. 1/A611



W3 ELEVATION W3
E9 DRAWING SCALE
24x36: 1/2" = 1'-0"
11x17: 1/4" = 1'-0"

THUS REQ'D: 1
OPP REQ'D: 0
TOTAL REQ'D: 1
TUBELITE T24650 SERIES SF
FINISH: CLEAR ANODIZED
ARCH. REF. 1/A612



W3A ELEVATION W3A
E9 DRAWING SCALE
24x36: 1/2" = 1'-0"
11x17: 1/4" = 1'-0"

THUS REQ'D: 2
OPP REQ'D: 0
TOTAL REQ'D: 2
TUBELITE T24650 SERIES SF
FINISH: CLEAR ANODIZED
ARCH. REF. 1/A612

GLAZING
CONTRACTOR

999 STREET, ST
CITY, STATE 99999
PH: 999.999.9999



www.MPDRAFTING.com
P: 248.522.7096
F: 248.522.7030

ARCHITECT:

BRANDSTETTER CARROLL INC
2360 CHAUVIN DRIVE
LEXINGTON, KY 40517
859.268.1933

STAMP AREA:

MOST RECENT REVISION 5 DATE 02.24.2026

PROJECT NUMBER:
25-176E

PROJECT NAME:
COVINGTON CITY HALL

SHEET DESCRIPTION:
ELEVATIONS

SHEET:
E9

NOTE:
ALL DIMENSIONS TO BE FIELD
VERIFIED PRIOR TO FABRICATION

GLAZING CONTRACTOR

999 STREET, ST
CITY, STATE 99999
PH: 999.999.9999

MP drafting
& design

www.MPDRAFTING.com

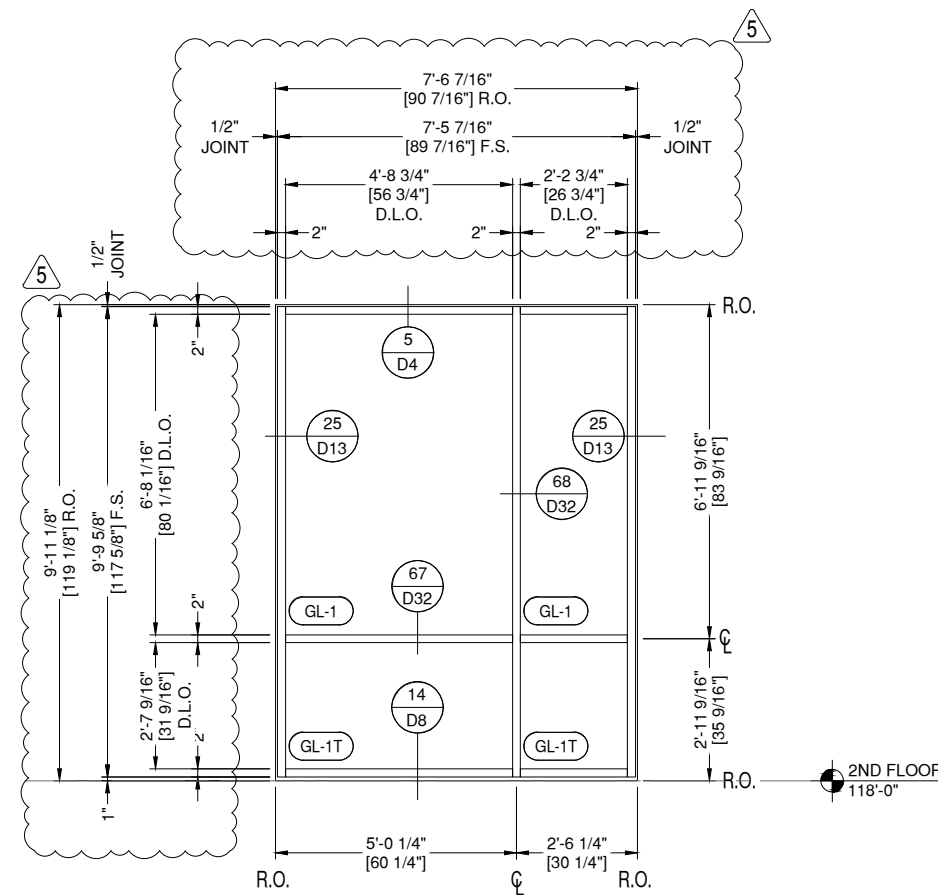
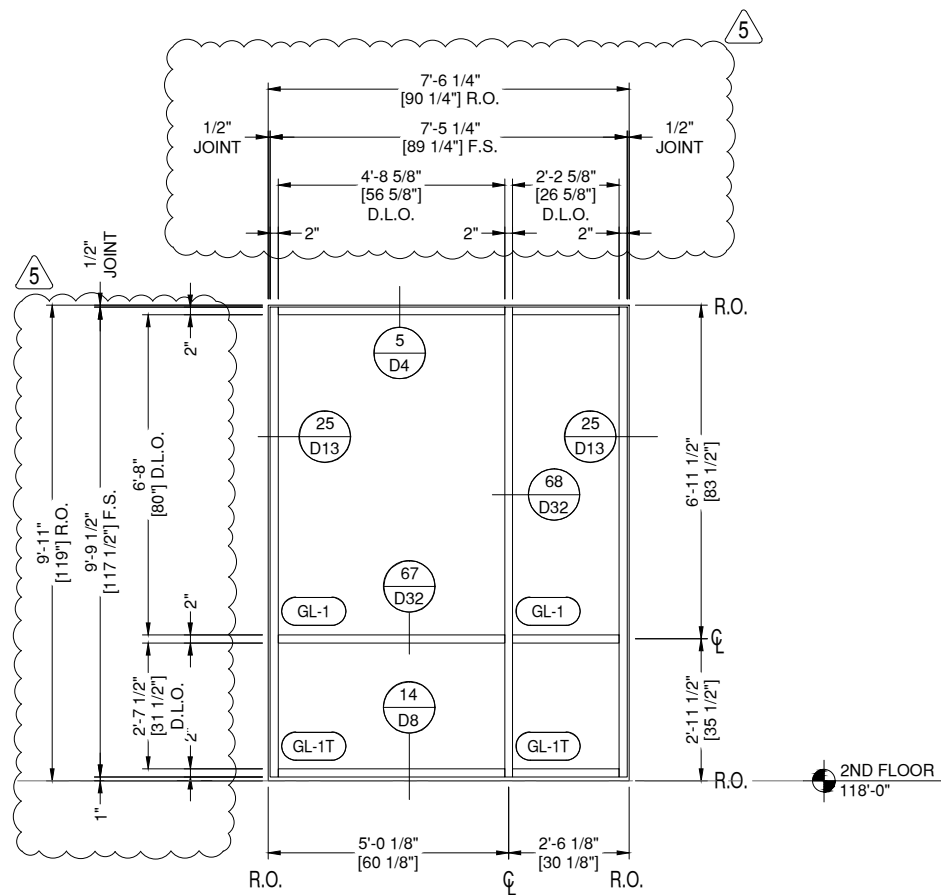
P: 248.522.7096
F: 248.522.7030

ARCHITECT:

BRANDSTETTER CARROLL INC

2360 CHAUVIN DRIVE
LEXINGTON, KY 40517
859.268.1933

STAMP AREA:



W3A.1 ELEVATION W3A.1

E9A DRAWING SCALE

24x36: 1/2" = 1'-0"
11x17: 1/4" = 1'-0"

THUS REQ'D:	1
OPP REQ'D:	0
TOTAL REQ'D:	1

ARCH. REF.
1/A612

TUBELITE T24650 SERIES SF
FINISH: CLEAR ANODIZED

W3A.2 ELEVATION W3A.2

E9A DRAWING SCALE

24x36: 1/2" = 1'-0"
11x17: 1/4" = 1'-0"

THUS REQ'D:	1
OPP REQ'D:	0
TOTAL REQ'D:	1

ARCH. REF.
1/A612

TUBELITE T24650 SERIES SF
FINISH: CLEAR ANODIZED

MOST RECENT REVISION	DATE
5	02.24.2026

PROJECT NUMBER:

25-176E

PROJECT NAME:

COVINGTON CITY HALL

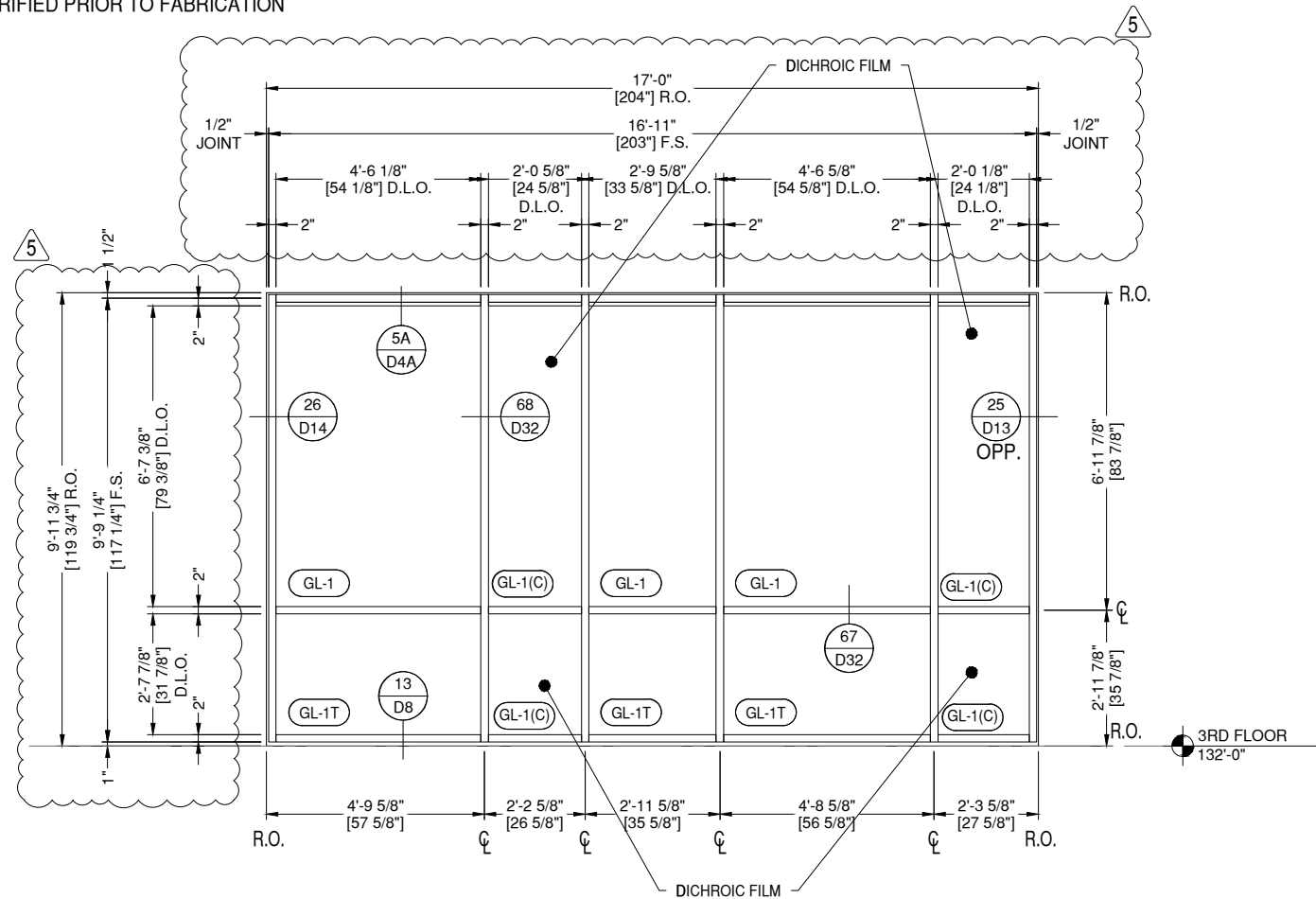
SHEET DESCRIPTION:

ELEVATIONS

SHEET:

E9A

NOTE:
ALL DIMENSIONS TO BE FIELD
VERIFIED PRIOR TO FABRICATION

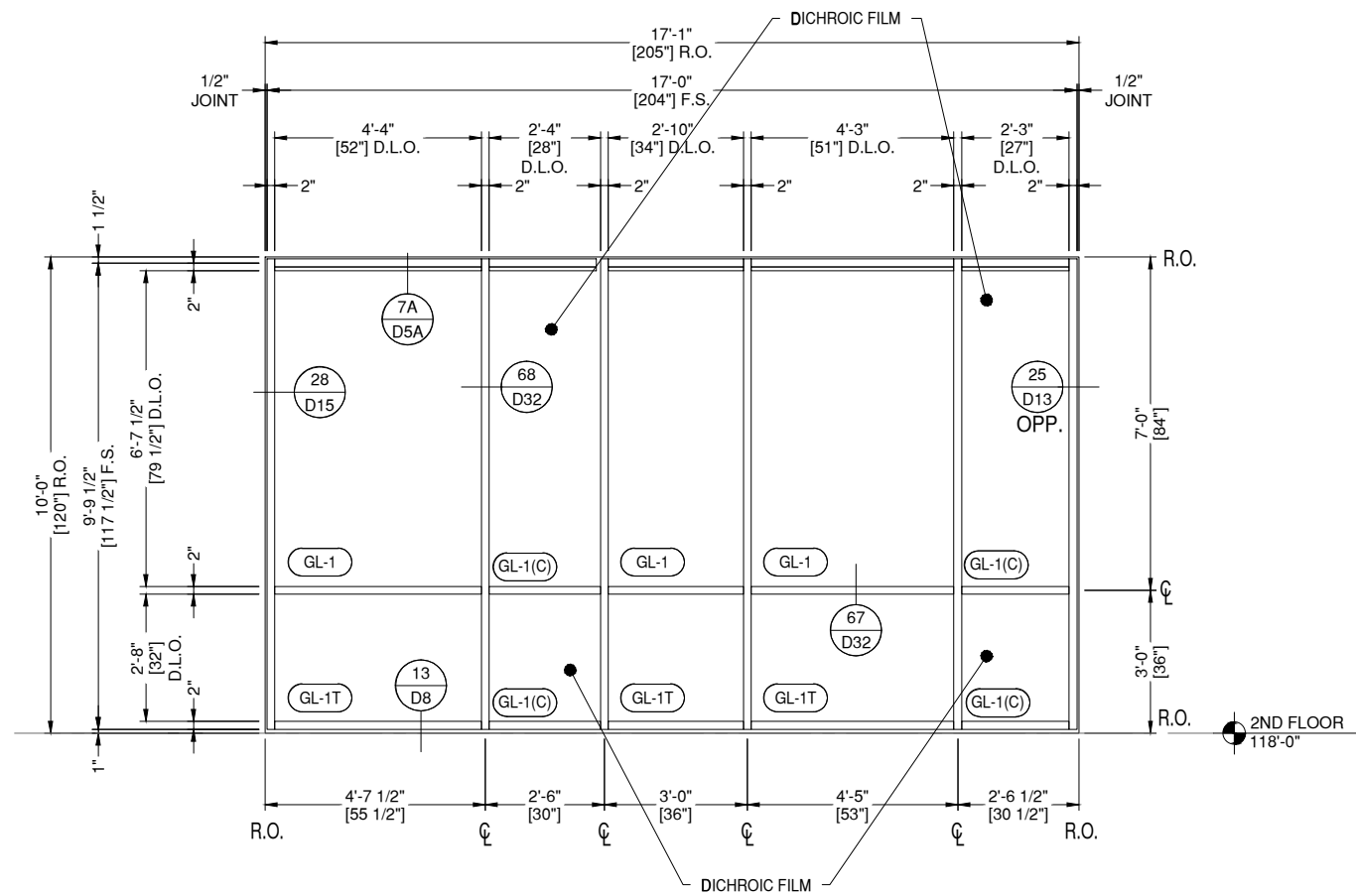


W4 ELEVATION W4
E10

DRAWING SCALE
24x36: 1/2" = 1'-0"
11x17: 1/4" = 1'-0"

THUS REQ'D:	3	ARCH. REF. 1/A611
OPP REQ'D:	0	
TOTAL REQ'D:	3	

TUBELITE T24650 SERIES SF
FINISH: CLEAR ANODIZED



W4A ELEVATION W4A
E10

DRAWING SCALE
24x36: 1/2" = 1'-0"
11x17: 1/4" = 1'-0"

THUS REQ'D:	2	ARCH. REF. 2/A610
OPP REQ'D:	0	
TOTAL REQ'D:	2	

TUBELITE T24650 SERIES SF
FINISH: CLEAR ANODIZED

GLAZING CONTRACTOR

999 STREET, ST
CITY, STATE 99999
PH: 999.999.9999



www.MPDRAFTING.com
P: 248.522.7096
F: 248.522.7030

ARCHITECT:

BRANDSTETTER CARROLL INC
2360 CHAUVIN DRIVE
LEXINGTON, KY 40517
859.268.1933

STAMP AREA:

MOST RECENT REVISION	DATE
5	02.24.2026

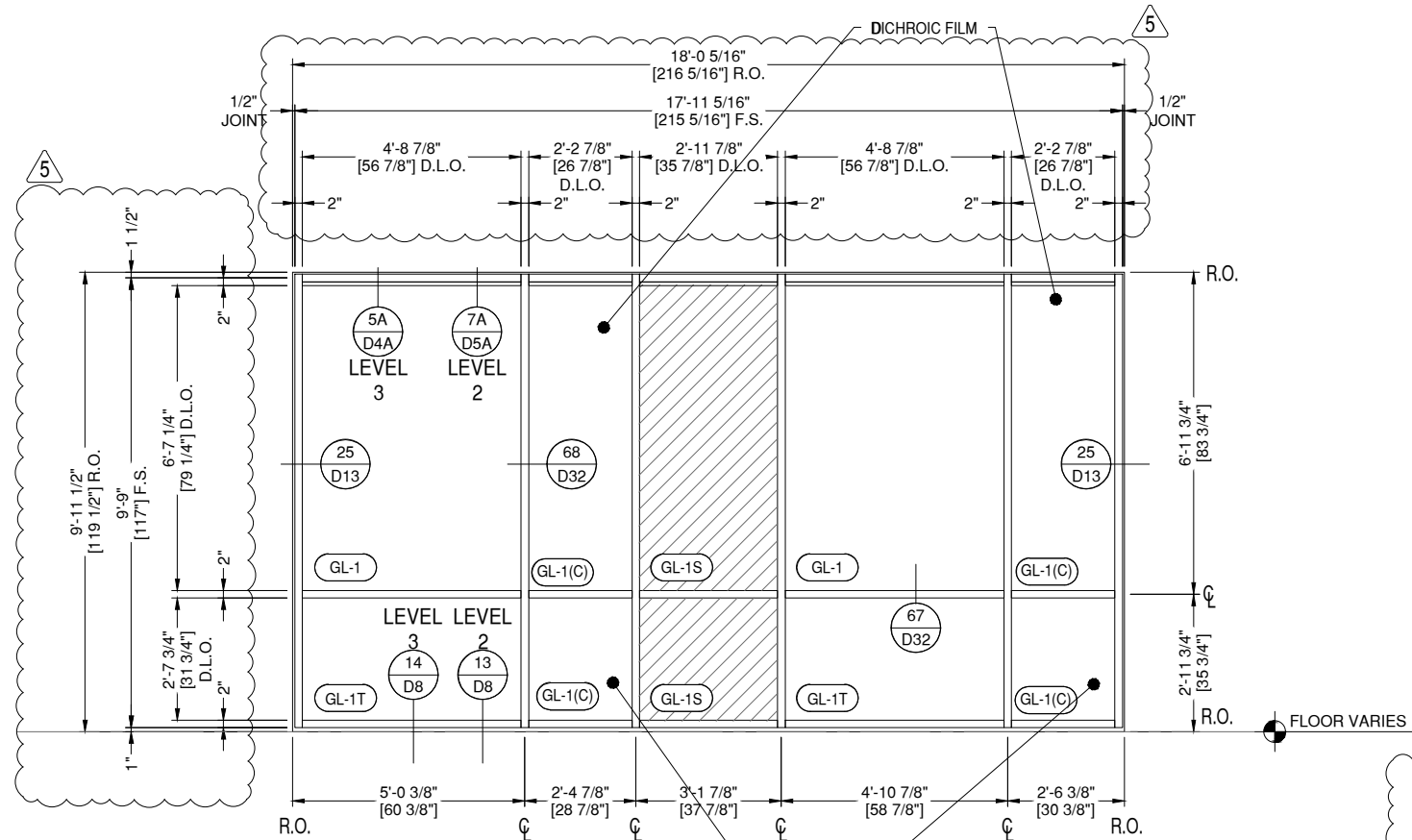
PROJECT NUMBER:
25-176E

PROJECT NAME:
COVINGTON CITY HALL

SHEET DESCRIPTION:
ELEVATIONS

SHEET:
E10

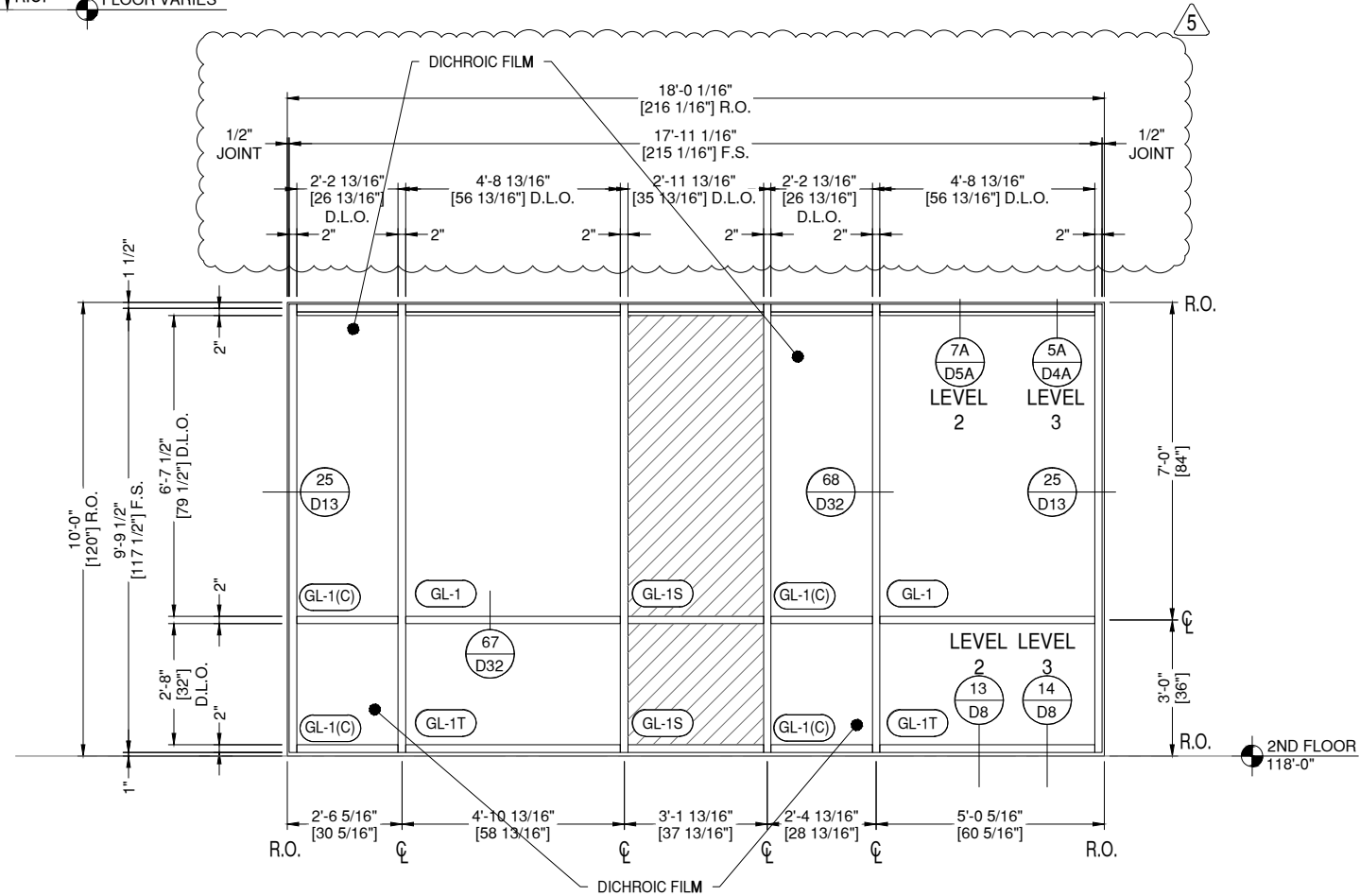
NOTE:
ALL DIMENSIONS TO BE FIELD
VERIFIED PRIOR TO FABRICATION



W4B ELEVATION W4B
E11 DRAWING SCALE
24x36: 1/2" = 1'-0"
11x17: 1/4" = 1'-0"

THUS REQ'D:	3	ARCH. REF. 1/A611
OPP REQ'D:	0	
TOTAL REQ'D:	3	

TUBELITE T24650 SERIES SF
FINISH: CLEAR ANODIZED



W4C ELEVATION W4C
E11 DRAWING SCALE
24x36: 1/2" = 1'-0"
11x17: 1/4" = 1'-0"

THUS REQ'D:	1	ARCH. REF. 1/A611
OPP REQ'D:	0	
TOTAL REQ'D:	1	

TUBELITE T24650 SERIES SF
FINISH: CLEAR ANODIZED

GLAZING CONTRACTOR

999 STREET, ST
CITY, STATE 99999
PH: 999.999.9999



www.MPDRAFTING.com
P: 248.522.7096
F: 248.522.7030

ARCHITECT:

BRANDSTETTER CARROLL INC
2360 CHAUVIN DRIVE
LEXINGTON, KY 40517
859.268.1933

STAMP AREA:

MOST RECENT REVISION	DATE
5	02.24.2026

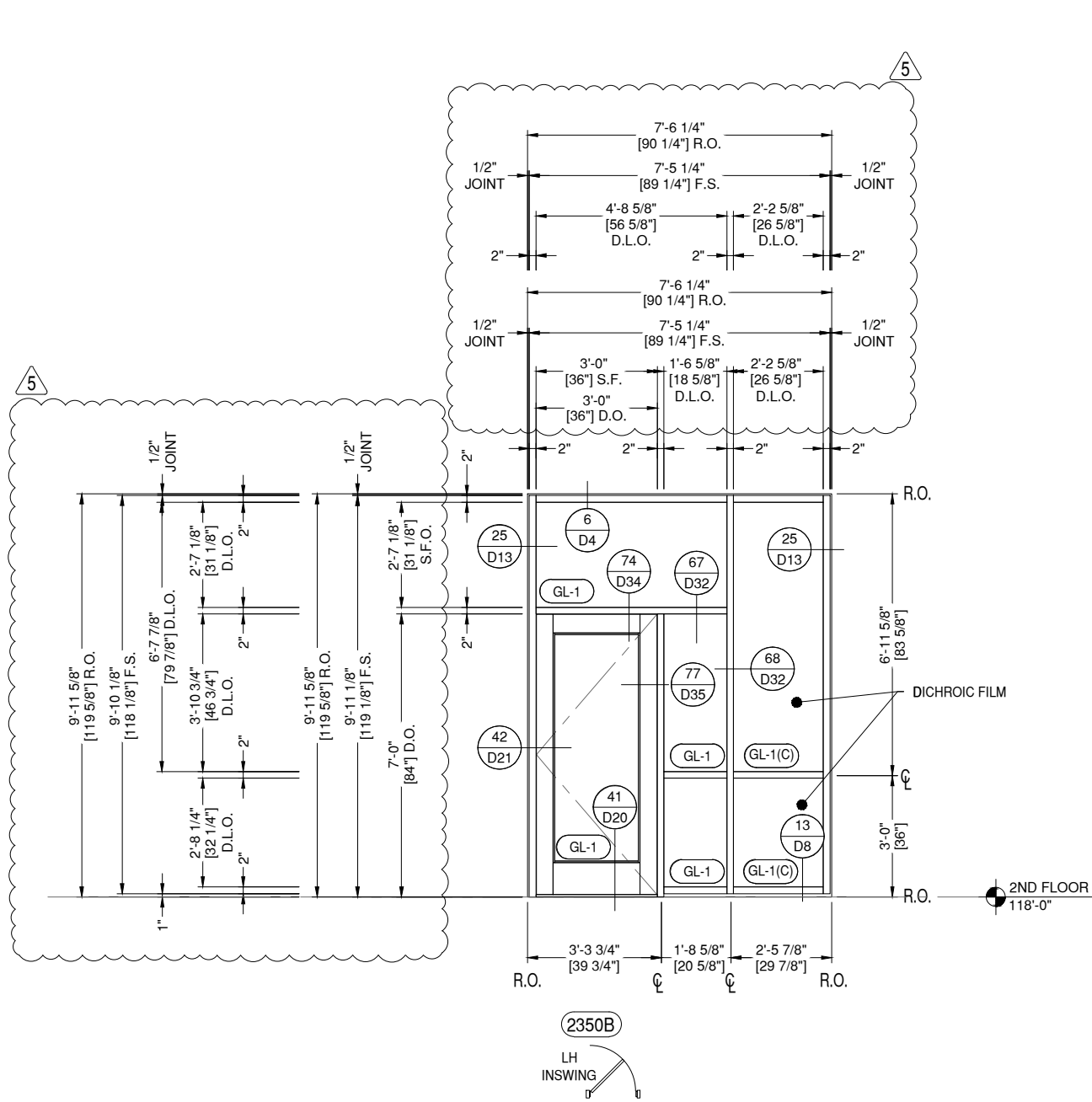
PROJECT NUMBER:
25-176E

PROJECT NAME:
COVINGTON CITY HALL

SHEET DESCRIPTION:
ELEVATIONS

SHEET:
E11

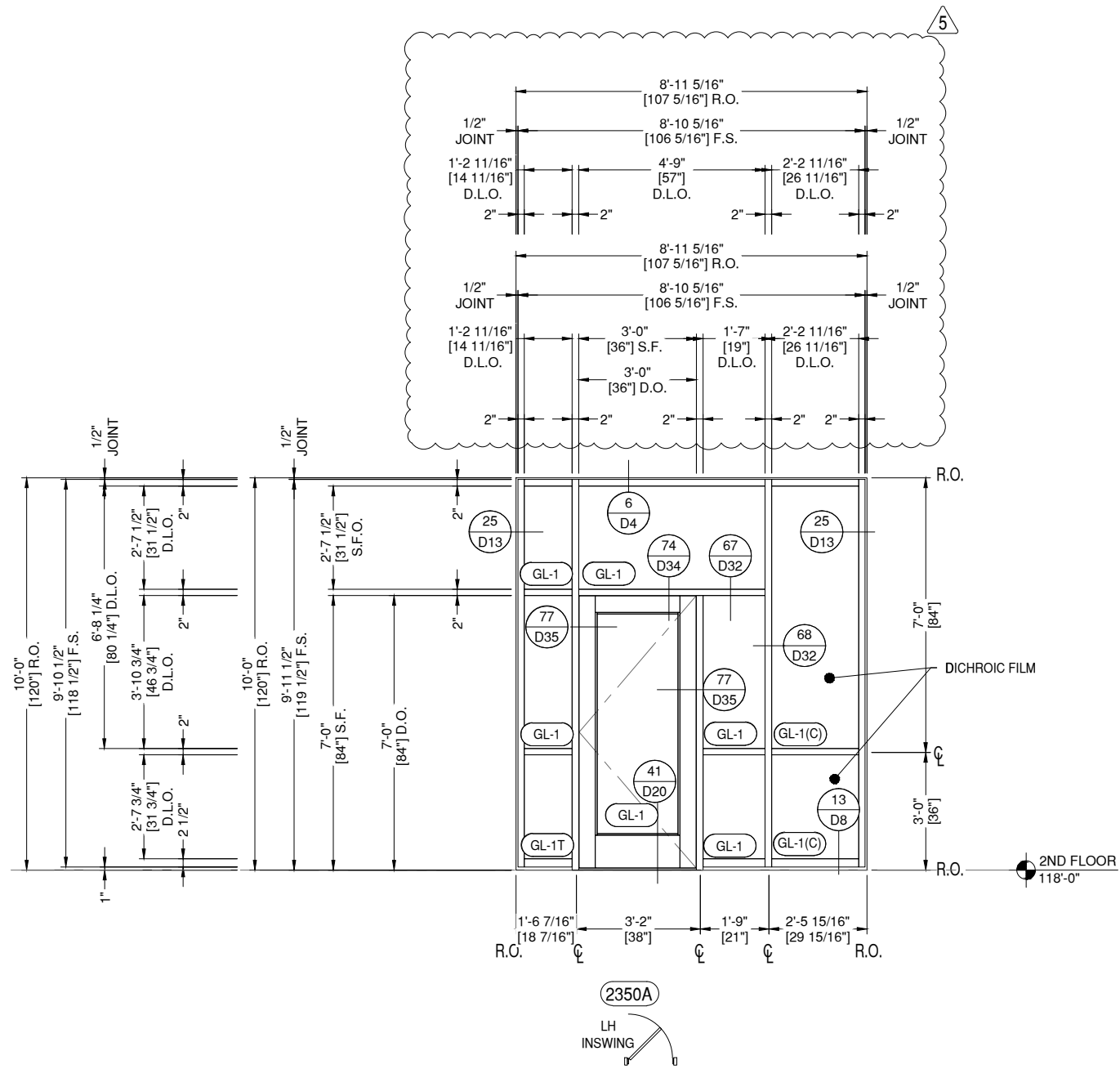
NOTE:
ALL DIMENSIONS TO BE FIELD
VERIFIED PRIOR TO FABRICATION



W5 ELEVATION W5
E12 DRAWING SCALE
24x36: 1/2" = 1'-0"
11x17: 1/4" = 1'-0"

THUS REQ'D: 1	ARCH. REF. 1/A612	HW SET: E-29
OPP REQ'D: 0		
TOTAL REQ'D: 1		

TUBELITE T24650 SERIES SF
TUBELITE WIDE STILE THERMAL ENTRANCE
FINISH: CLEAR ANODIZED



W5A ELEVATION W5A
E12 DRAWING SCALE
24x36: 1/2" = 1'-0"
11x17: 1/4" = 1'-0"

THUS REQ'D: 1	ARCH. REF. 1/A612	HW SET: E-28
OPP REQ'D: 0		
TOTAL REQ'D: 1		

TUBELITE T24650 SERIES SF
TUBELITE WIDE STILE THERMAL ENTRANCE
FINISH: CLEAR ANODIZED

GLAZING CONTRACTOR

999 STREET, ST
CITY, STATE 99999
PH: 999.999.9999

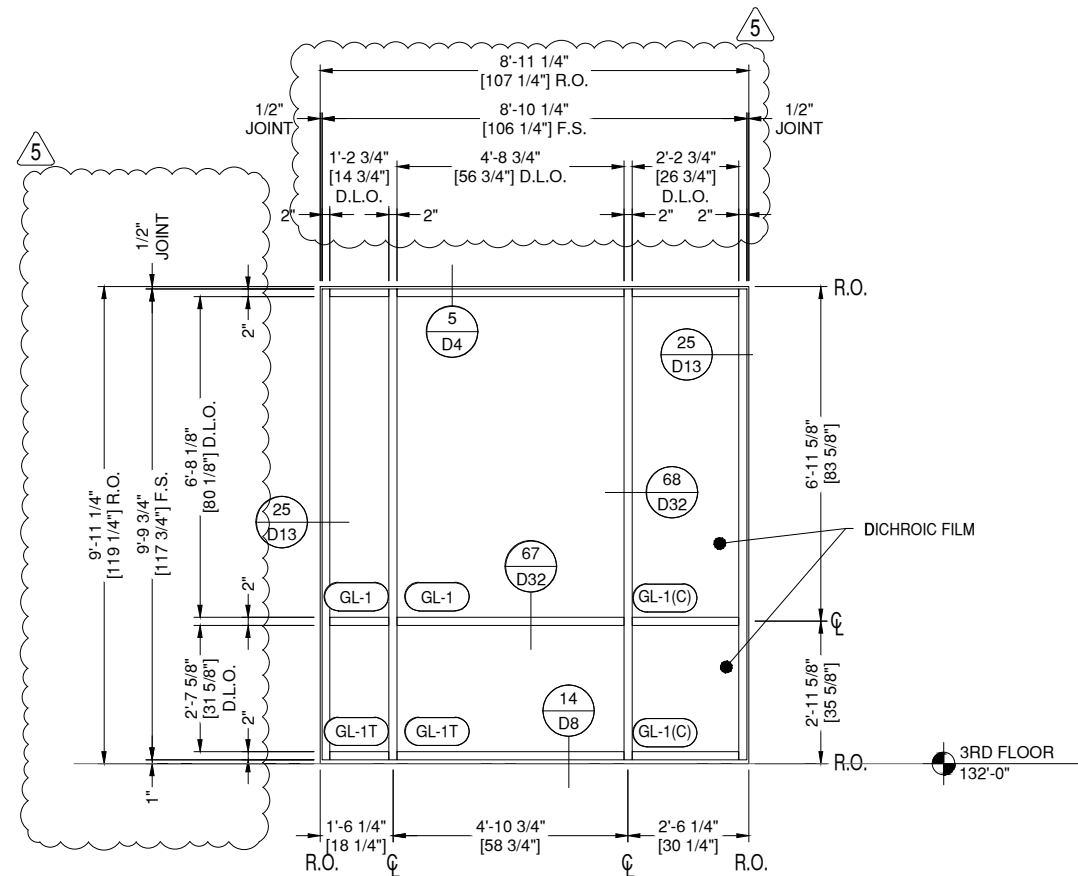
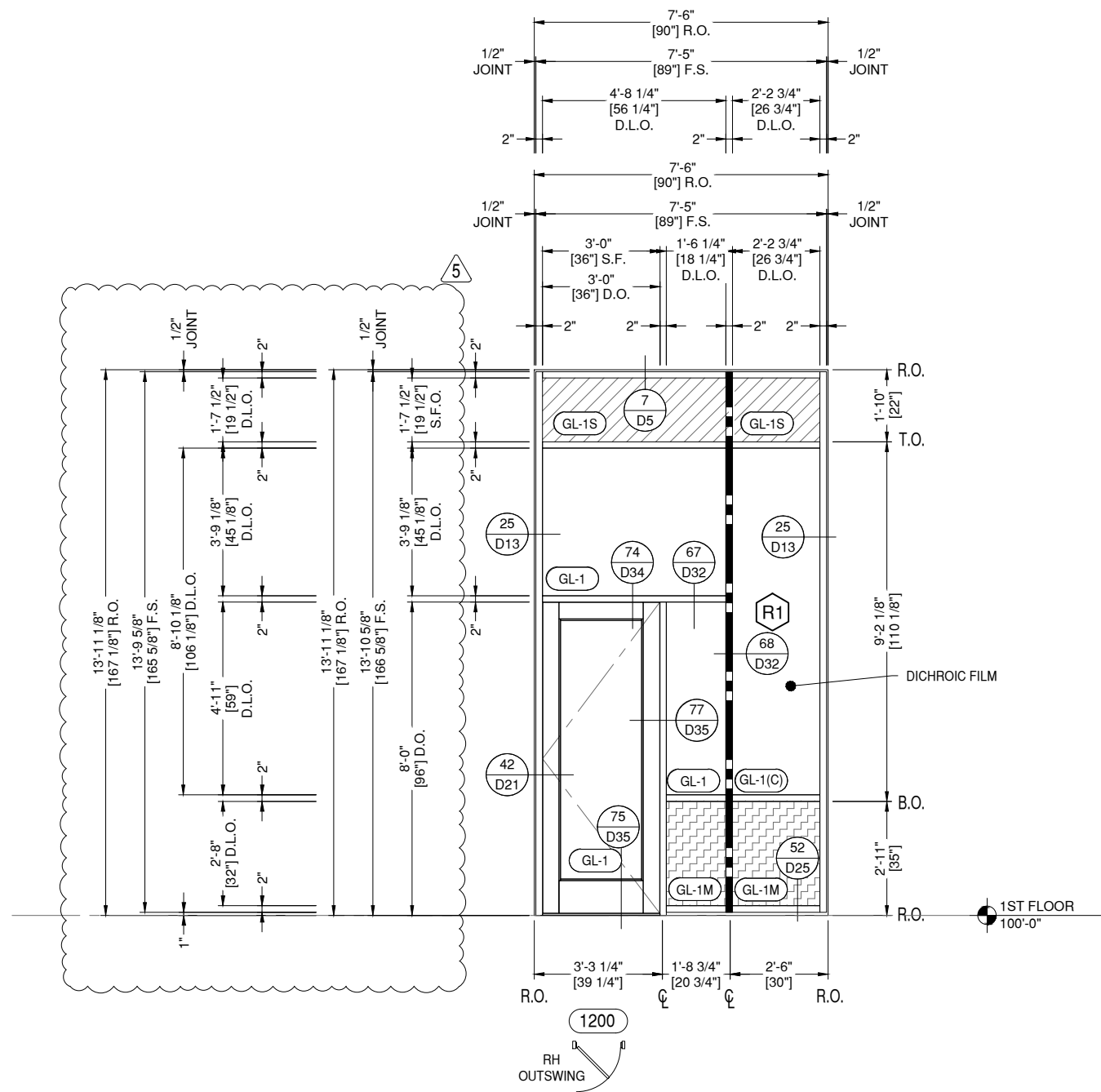
MP drafting & design
www.MPDRAFTING.com
P: 248.522.7096
F: 248.522.7030

ARCHITECT:
BRANDSTETTER CARROLL INC
2360 CHAUVIN DRIVE
LEXINGTON, KY 40517
859.268.1933

STAMP AREA:

MOST RECENT REVISION 5	DATE 02.24.2026
PROJECT NUMBER: 25-176E	
PROJECT NAME: COVINGTON CITY HALL	
SHEET DESCRIPTION: ELEVATIONS	
SHEET: E12	

NOTE:
ALL DIMENSIONS TO BE FIELD
VERIFIED PRIOR TO FABRICATION



W5B ELEVATION W5B
E13 DRAWING SCALE
24x36: 1/2" = 1'-0"
11x17: 1/4" = 1'-0"

THUS REQ'D: 1	ARCH. REF. 1/A611	HW SET: E-04
OPP REQ'D: 0		
TOTAL REQ'D: 1		

TUBELITE T24650 SERIES SF
TUBELITE WIDE STILE THERMAL ENTRANCE
FINISH: CLEAR ANODIZED

REINFORCEMENT KEY
R1 3"x1" STEEL BAR, FULL LENGTH

W5C ELEVATION W5C
E13 DRAWING SCALE
24x36: 1/2" = 1'-0"
11x17: 1/4" = 1'-0"

THUS REQ'D: 1	ARCH. REF. 1/A612
OPP REQ'D: 0	
TOTAL REQ'D: 1	

TUBELITE T24650 SERIES SF
FINISH: CLEAR ANODIZED

GLAZING CONTRACTOR

999 STREET, ST
CITY, STATE 99999
PH: 999.999.9999

MP drafting & design
www.MPDRAFTING.com
P: 248.522.7096
F: 248.522.7030

ARCHITECT:
BRANDSTETTER CARROLL INC
2360 CHAUVIN DRIVE
LEXINGTON, KY 40517
859.268.1933

STAMP AREA:

MOST RECENT REVISION 5	DATE 02.24.2026
---------------------------	--------------------

PROJECT NUMBER:
25-176E

PROJECT NAME:
COVINGTON CITY HALL

SHEET DESCRIPTION:
ELEVATIONS

SHEET:
E13

NOTE:
ALL DIMENSIONS TO BE FIELD
VERIFIED PRIOR TO FABRICATION

GLAZING CONTRACTOR

999 STREET, ST
CITY, STATE 99999
PH: 999.999.9999

MP drafting
& design

www.MPDRAFTING.com

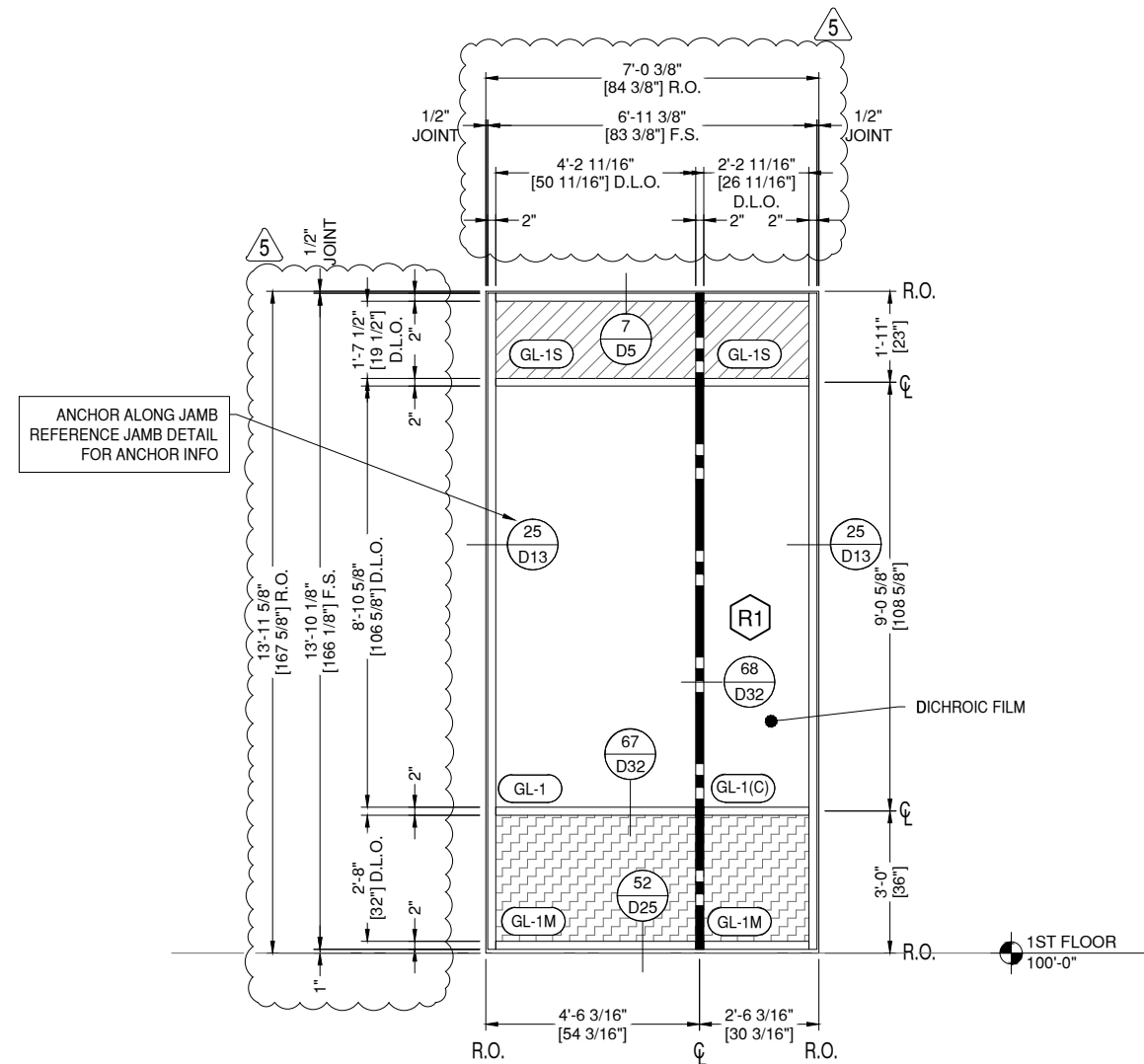
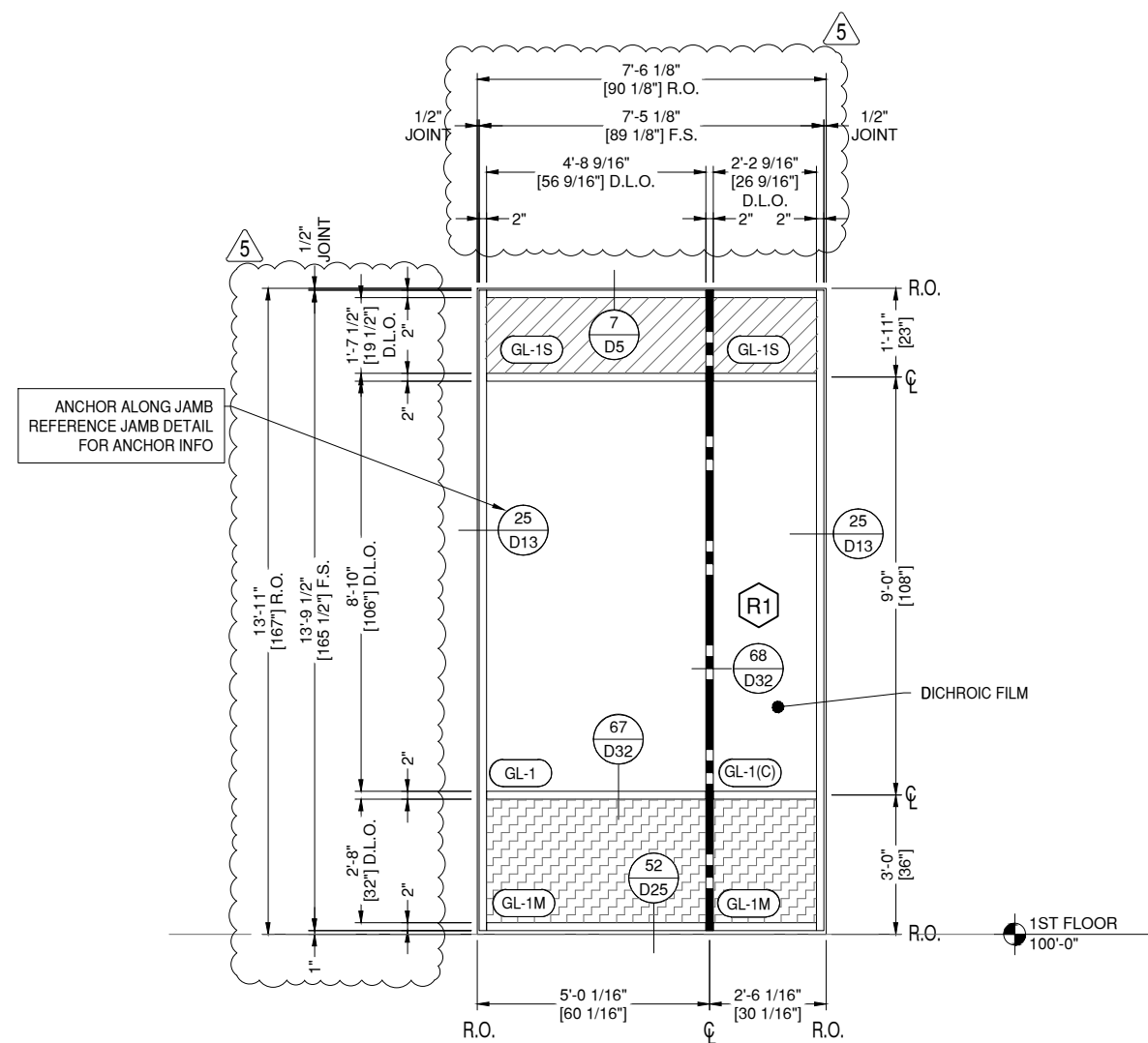
P: 248.522.7096
F: 248.522.7030

ARCHITECT:

BRANDSTETTER CARROLL INC

2360 CHAUVIN DRIVE
LEXINGTON, KY 40517
859.268.1933

STAMP AREA:



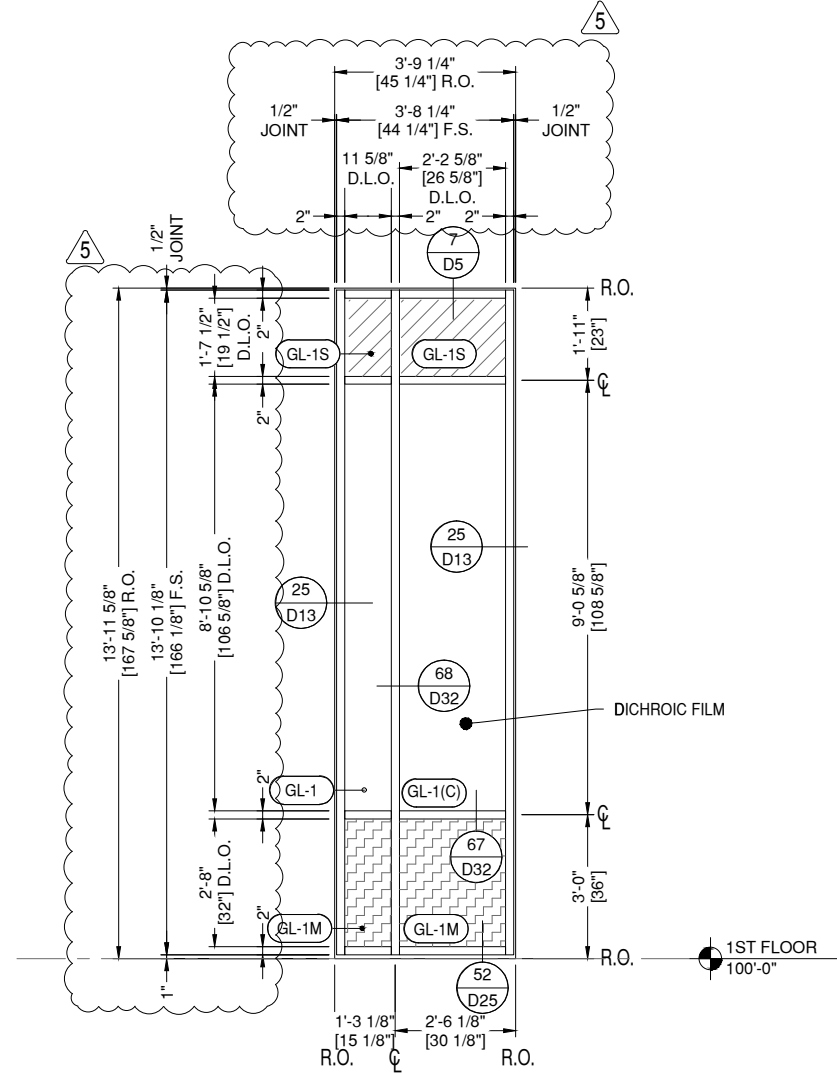
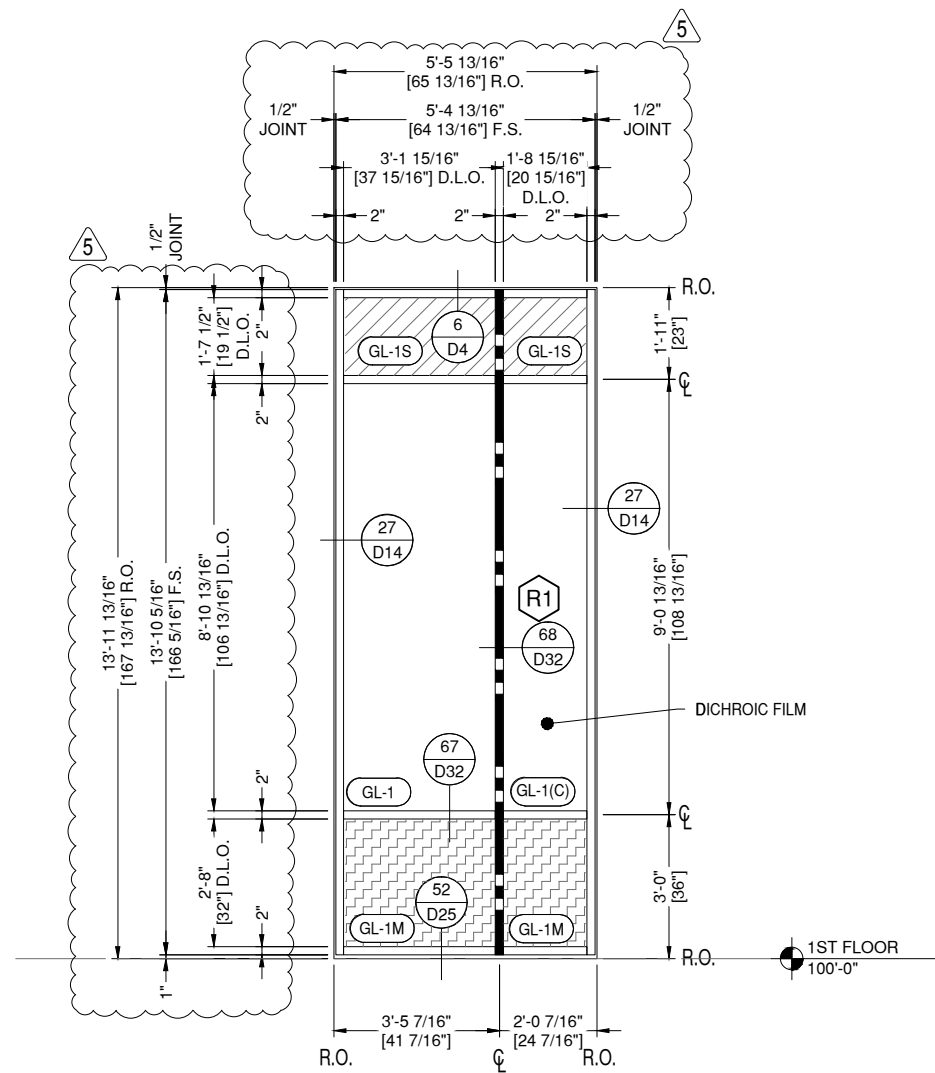
W6 ELEVATION W6
E14 DRAWING SCALE
24x36: 1/2" = 1'-0"
11x17: 1/4" = 1'-0"
TUBELITE T24650 SERIES SF
FINISH: CLEAR ANODIZED
THUS REQ'D: 2
OPP REQ'D: 0
TOTAL REQ'D: 2
ARCH. REF.
1/A611

W6A ELEVATION W6A
E14 DRAWING SCALE
24x36: 1/2" = 1'-0"
11x17: 1/4" = 1'-0"
TUBELITE T24650 SERIES SF
FINISH: CLEAR ANODIZED
THUS REQ'D: 1
OPP REQ'D: 0
TOTAL REQ'D: 1
ARCH. REF.
2/A610

REINFORCEMENT KEY
R1 3"x1" STEEL BAR, FULL LENGTH

MOST RECENT REVISION 5	DATE 02.24.2026
PROJECT NUMBER: 25-176E	
PROJECT NAME: COVINGTON CITY HALL	
SHEET DESCRIPTION: ELEVATIONS	
SHEET: E14	

NOTE:
ALL DIMENSIONS TO BE FIELD
VERIFIED PRIOR TO FABRICATION



W6B ELEVATION W6B
E15 DRAWING SCALE
24x36: 1/2" = 1'-0"
11x17: 1/4" = 1'-0"

THUS REQ'D:	1
OPP REQ'D:	0
TOTAL REQ'D:	1

ARCH. REF.
1/A612

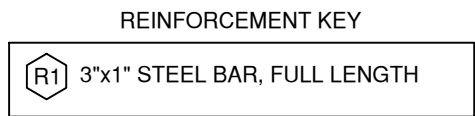
TUBELITE T24650 SERIES SF
FINISH: CLEAR ANODIZED

W6C ELEVATION W6C
E15 DRAWING SCALE
24x36: 1/2" = 1'-0"
11x17: 1/4" = 1'-0"

THUS REQ'D:	1
OPP REQ'D:	0
TOTAL REQ'D:	1

ARCH. REF.
1/A611

TUBELITE T24650 SERIES SF
FINISH: CLEAR ANODIZED



GLAZING CONTRACTOR

999 STREET, ST
CITY, STATE 99999
PH: 999.999.9999

MP drafting
& design
www.MPDRAFTING.com
P: 248.522.7096
F: 248.522.7030

ARCHITECT:
BRANDSTETTER CARROLL INC
2360 CHAUVIN DRIVE
LEXINGTON, KY 40517
859.268.1933

STAMP AREA:

MOST RECENT REVISION	DATE
5	02.24.2026

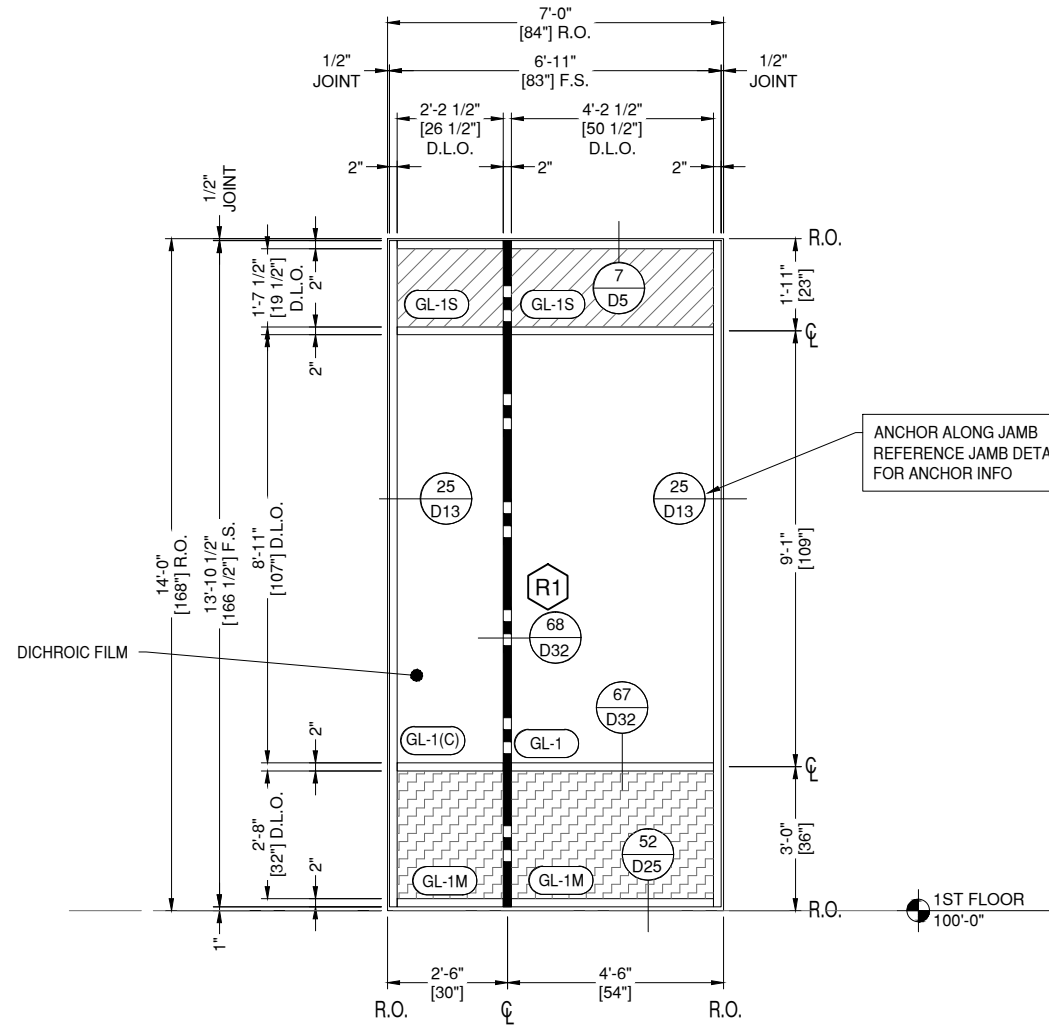
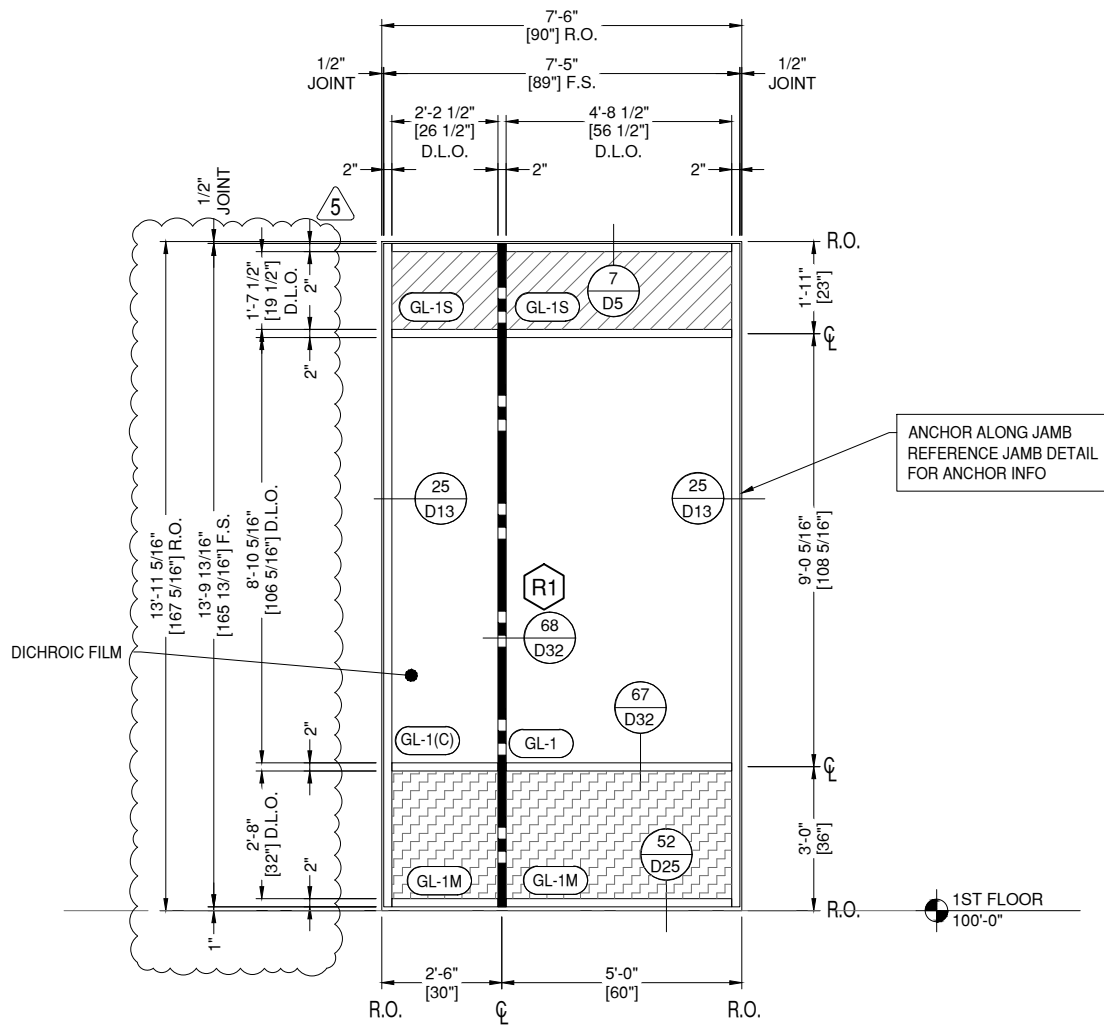
PROJECT NUMBER:
25-176E

PROJECT NAME:
COVINGTON CITY HALL

SHEET DESCRIPTION:
ELEVATIONS

SHEET:
E15

NOTE:
ALL DIMENSIONS TO BE FIELD
VERIFIED PRIOR TO FABRICATION



W7 ELEVATION W7
E16 DRAWING SCALE
24x36: 1/2" = 1'-0"
11x17: 1/4" = 1'-0"

THUS REQ'D:	2	ARCH. REF. 1/A611
OPP REQ'D:	0	
TOTAL REQ'D:	2	

TUBELITE T24650 SERIES SF
FINISH: CLEAR ANODIZED

W7A ELEVATION W7A
E16 DRAWING SCALE
24x36: 1/2" = 1'-0"
11x17: 1/4" = 1'-0"

THUS REQ'D:	1	ARCH. REF. 2/A610
OPP REQ'D:	0	
TOTAL REQ'D:	1	

TUBELITE T24650 SERIES SF
FINISH: CLEAR ANODIZED

REINFORCEMENT KEY

R1 3"x1" STEEL BAR, FULL LENGTH

GLAZING
CONTRACTOR

999 STREET, ST
CITY, STATE 99999
PH: 999.999.9999

MP drafting
& design

www.MPDRAFTING.com
P: 248.522.7096
F: 248.522.7030

ARCHITECT:

BRANDSTETTER CARROLL INC
2360 CHAUVIN DRIVE
LEXINGTON, KY 40517
859.268.1933

STAMP AREA:

MOST RECENT REVISION	DATE
5	02.24.2026

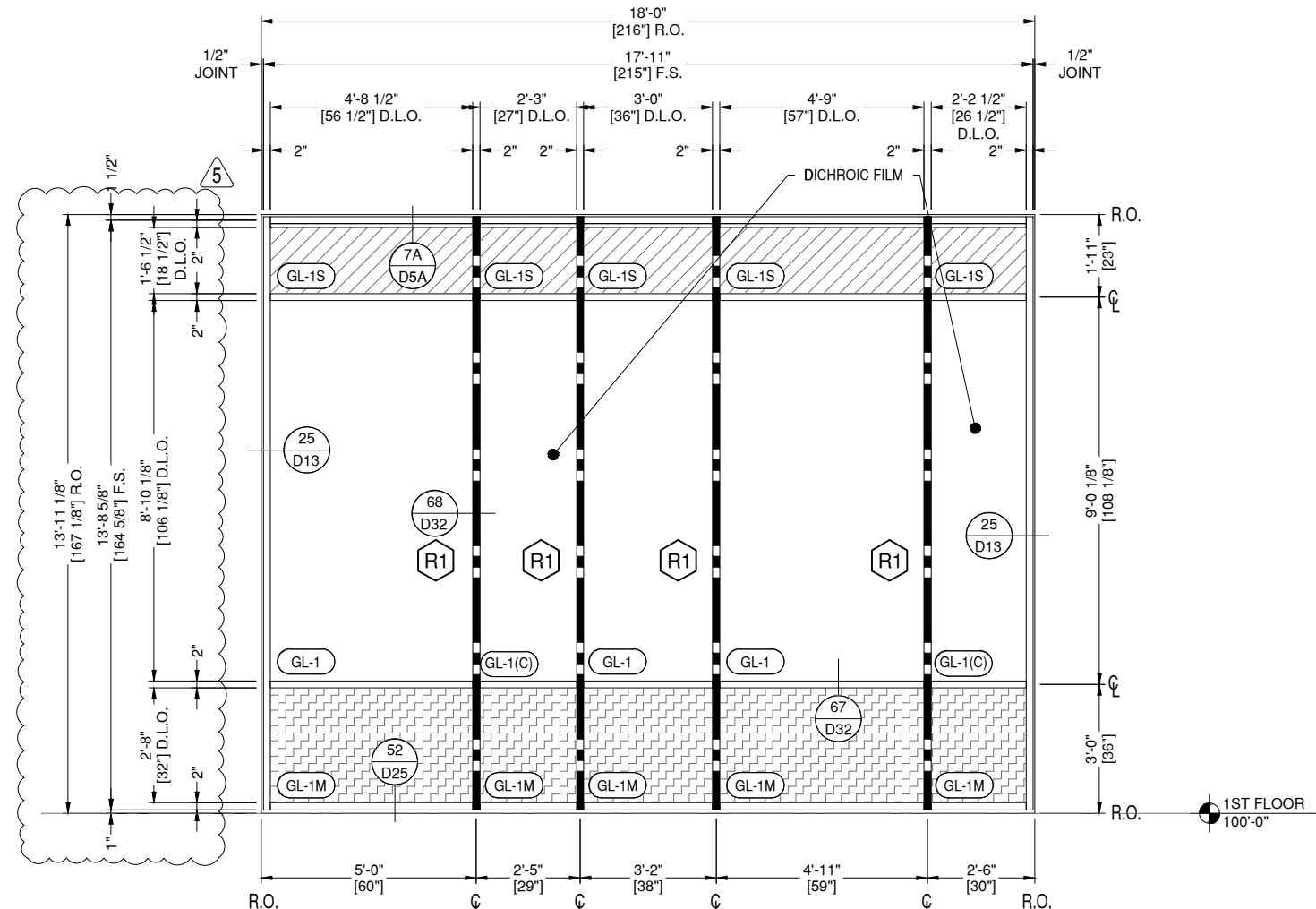
PROJECT NUMBER:
25-176E

PROJECT NAME:
COVINGTON CITY HALL

SHEET DESCRIPTION:
ELEVATIONS

SHEET:
E16

NOTE:
ALL DIMENSIONS TO BE FIELD
VERIFIED PRIOR TO FABRICATION



W8 ELEVATION W8
E17 DRAWING SCALE
24x36: 1/2" = 1'-0"
11x17: 1/4" = 1'-0"

THUS REQ'D:	1	ARCH. REF. 1/A611
OPP REQ'D:	0	
TOTAL REQ'D:	1	

TUBELITE T24650 SERIES SF
FINISH: CLEAR ANODIZED

REINFORCEMENT KEY



GLAZING
CONTRACTOR

999 STREET, ST
CITY, STATE 99999
PH: 999.999.9999

MP drafting
& design
www.MPDRAFTING.com
P: 248.522.7096
F: 248.522.7030

ARCHITECT:

BRANDSTETTER CARROLL INC
2360 CHAUVIN DRIVE
LEXINGTON, KY 40517
859.268.1933

STAMP AREA:

MOST RECENT REVISION 5	DATE 02.24.2026
---------------------------	--------------------

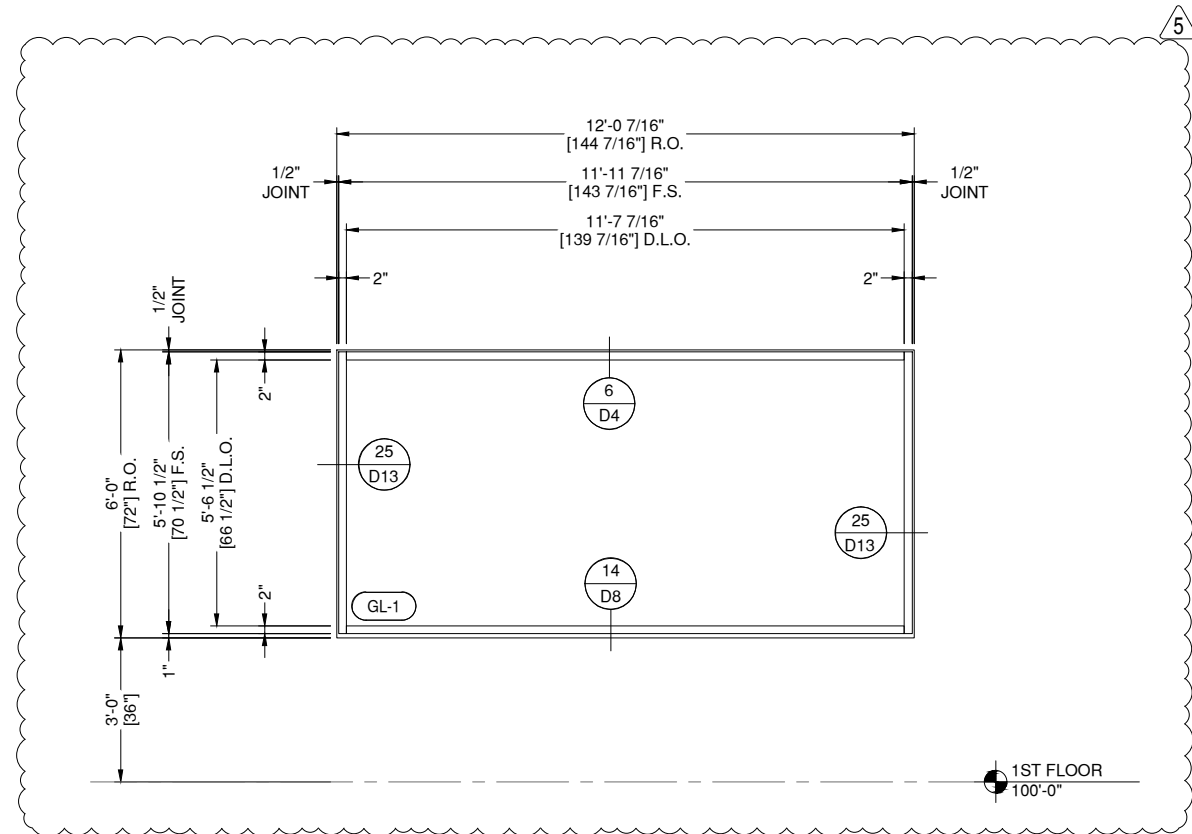
PROJECT NUMBER:
25-176E

PROJECT NAME:
COVINGTON CITY HALL

SHEET DESCRIPTION:
ELEVATIONS

SHEET:
E17

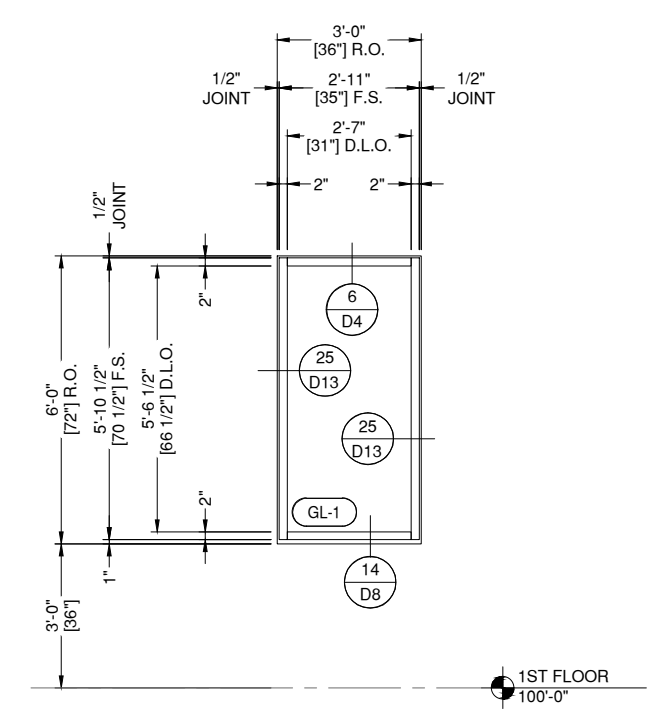
NOTE:
ALL DIMENSIONS TO BE FIELD
VERIFIED PRIOR TO FABRICATION



W9 ELEVATION W9
E18 DRAWING SCALE
24x36: 1/2" = 1'-0"
11x17: 1/4" = 1'-0"

THUS REQ'D:	2	ARCH. REF. 4/A612
OPP REQ'D:	0	
TOTAL REQ'D:	2	

TUBELITE T24650 SERIES SF
FINISH: CLEAR ANODIZED



W10 ELEVATION W10
E18 DRAWING SCALE
24x36: 1/2" = 1'-0"
11x17: 1/4" = 1'-0"

THUS REQ'D:	2	ARCH. REF. 4/A612
OPP REQ'D:	0	
TOTAL REQ'D:	2	

TUBELITE T24650 SERIES SF
FINISH: CLEAR ANODIZED

GLAZING CONTRACTOR

999 STREET, ST
CITY, STATE 99999
PH: 999.999.9999

MP drafting & design
www.MPDRAFTING.com
P: 248.522.7096
F: 248.522.7030

ARCHITECT:
BRANDSTETTER CARROLL INC
2360 CHAUVIN DRIVE
LEXINGTON, KY 40517
859.268.1933

STAMP AREA:

MOST RECENT REVISION	DATE
5	02.24.2026

PROJECT NUMBER:
25-176E

PROJECT NAME:
COVINGTON CITY HALL

SHEET DESCRIPTION:
ELEVATIONS

SHEET:
E18

NOTE:
ALL DIMENSIONS TO BE FIELD
VERIFIED PRIOR TO FABRICATION

GLAZING CONTRACTOR

999 STREET, ST
CITY, STATE 99999
PH: 999.999.9999



www.MPDRAFTING.com

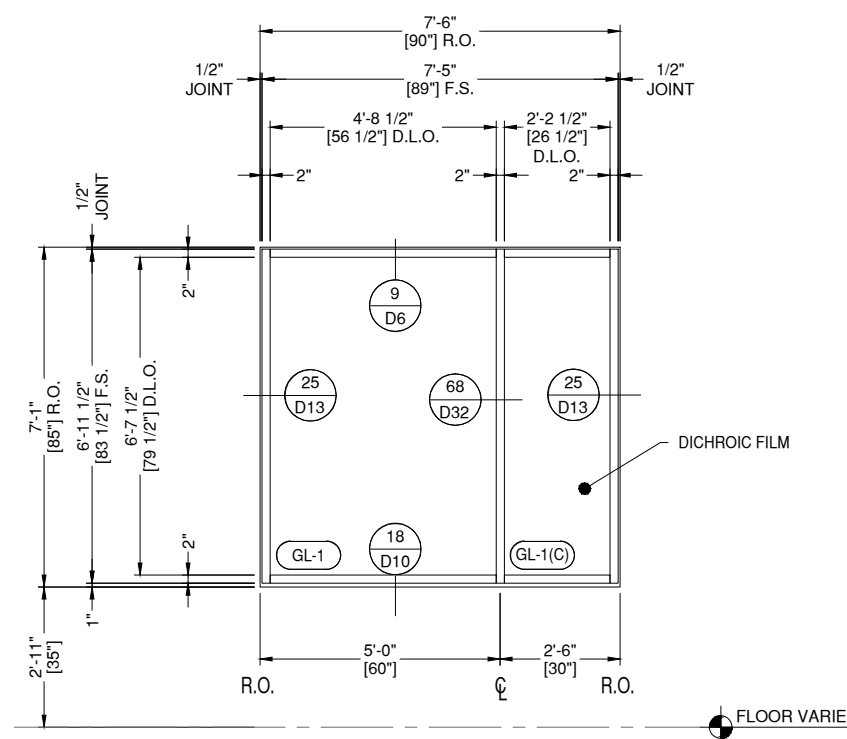
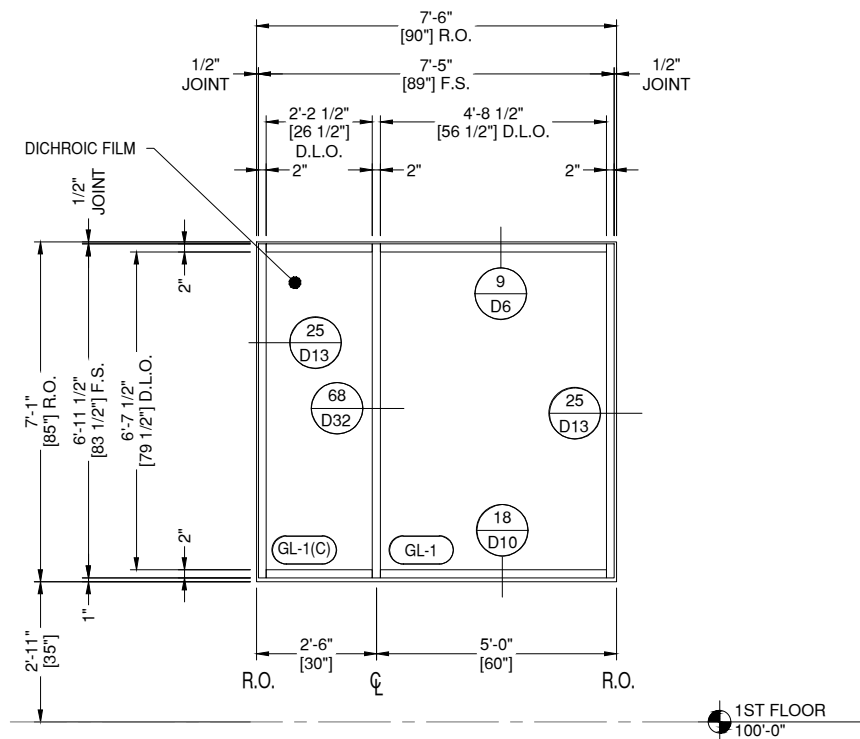
P: 248.522.7096
F: 248.522.7030

ARCHITECT:

BRANDSTETTER CARROLL INC

2360 CHAUVIN DRIVE
LEXINGTON, KY 40517
859.268.1933

STAMP AREA:



W11 ELEVATION W11
E19 DRAWING SCALE
24x36: 1/2" = 1'-0"
11x17: 1/4" = 1'-0"

THUS REQ'D:	1	ARCH. REF. 2/A612
OPP REQ'D:	0	
TOTAL REQ'D:	1	

TUBELITE T24650 SERIES SF
FINISH: CLEAR ANODIZED

W11A ELEVATION W11A
E19 DRAWING SCALE
24x36: 1/2" = 1'-0"
11x17: 1/4" = 1'-0"

THUS REQ'D:	3	ARCH. REF. 2/A612
OPP REQ'D:	0	
TOTAL REQ'D:	3	

TUBELITE T24650 SERIES SF
FINISH: CLEAR ANODIZED

MOST RECENT REVISION	DATE
5	02.24.2026

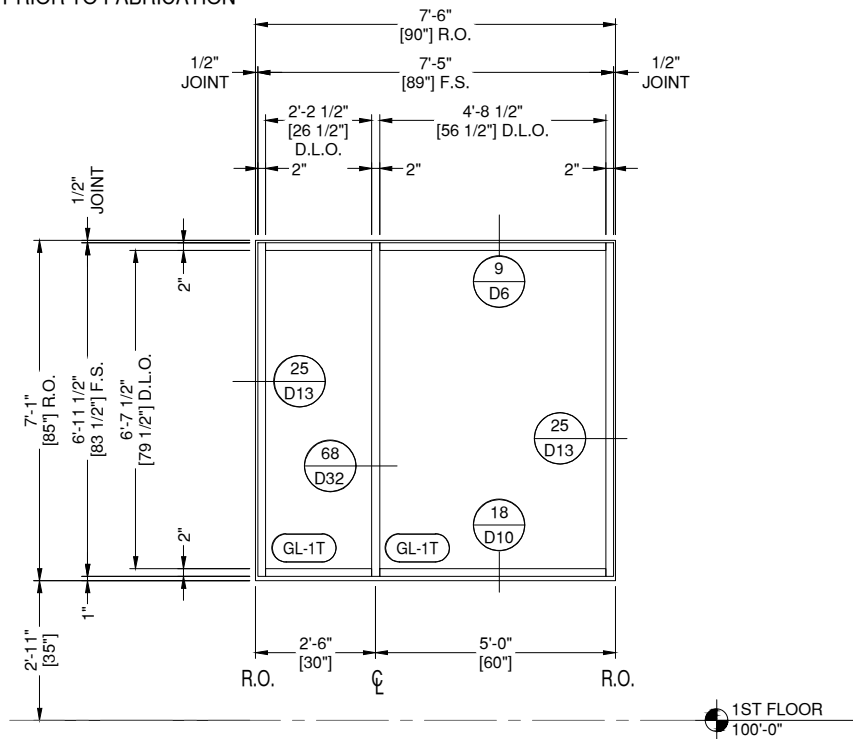
PROJECT NUMBER:
25-176E

PROJECT NAME:
COVINGTON CITY HALL

SHEET DESCRIPTION:
ELEVATIONS

SHEET:
E19

NOTE:
ALL DIMENSIONS TO BE FIELD
VERIFIED PRIOR TO FABRICATION

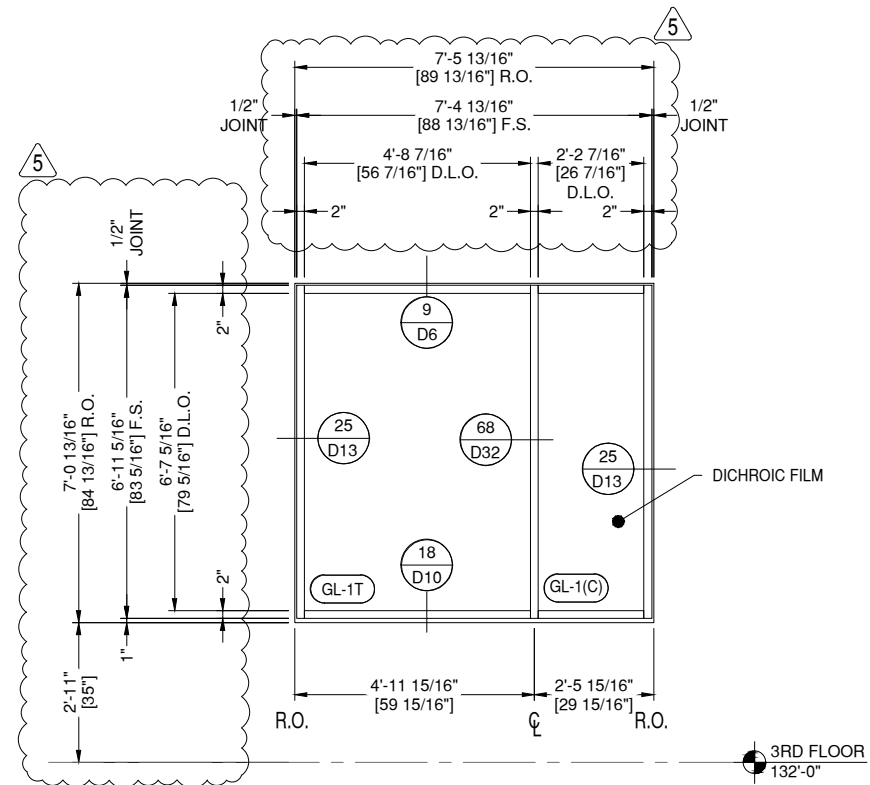


W12 ELEVATION W12

E20 DRAWING SCALE
24x36: 1/2" = 1'-0"
11x17: 1/4" = 1'-0"

THUS REQ'D:	1	ARCH. REF.	2/A612
OPP REQ'D:	0		
TOTAL REQ'D:	1		

TUBELITE T24650 SERIES SF
FINISH: CLEAR ANODIZED

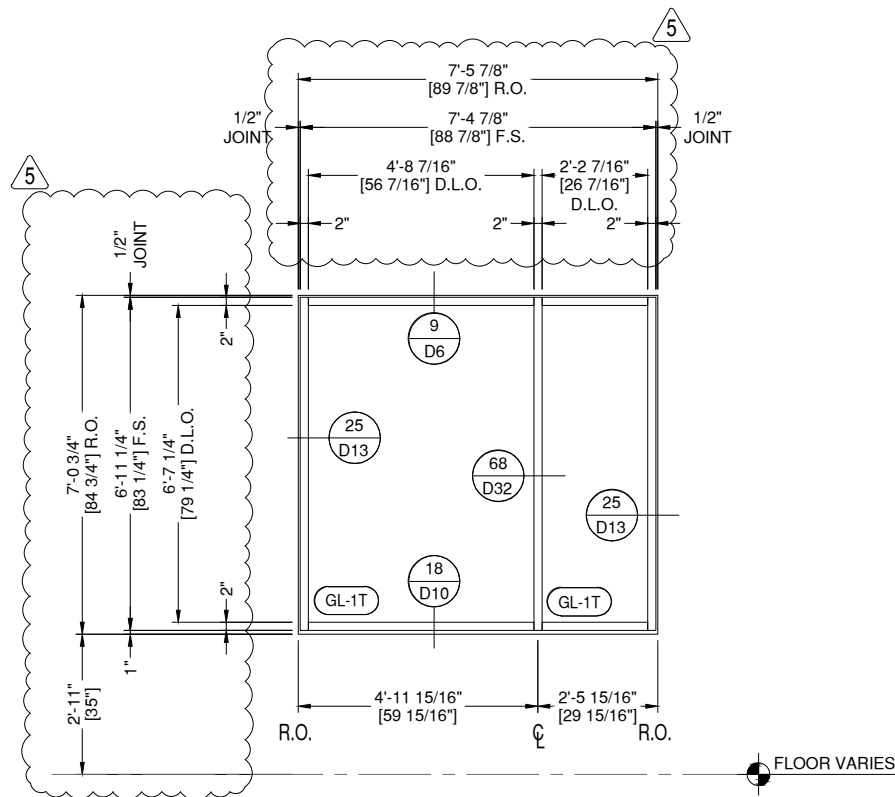


W13 ELEVATION W13

E20 DRAWING SCALE
24x36: 1/2" = 1'-0"
11x17: 1/4" = 1'-0"

THUS REQ'D:	1	ARCH. REF.	2/A612
OPP REQ'D:	0		
TOTAL REQ'D:	1		

TUBELITE T24650 SERIES SF
FINISH: CLEAR ANODIZED



W12A ELEVATION W12A

E20 DRAWING SCALE
24x36: 1/2" = 1'-0"
11x17: 1/4" = 1'-0"

THUS REQ'D:	4	ARCH. REF.	2/A612
OPP REQ'D:	0		
TOTAL REQ'D:	4		

TUBELITE T24650 SERIES SF
FINISH: CLEAR ANODIZED

GLAZING CONTRACTOR

999 STREET, ST
CITY, STATE 99999
PH: 999.999.9999

MP drafting & design

www.MPDRAFTING.com
P: 248.522.7096
F: 248.522.7030

ARCHITECT:

BRANDSTETTER CARROLL INC

2360 CHAUVIN DRIVE
LEXINGTON, KY 40517
859.268.1933

STAMP AREA:

MOST RECENT REVISION	DATE
5	02.24.2026

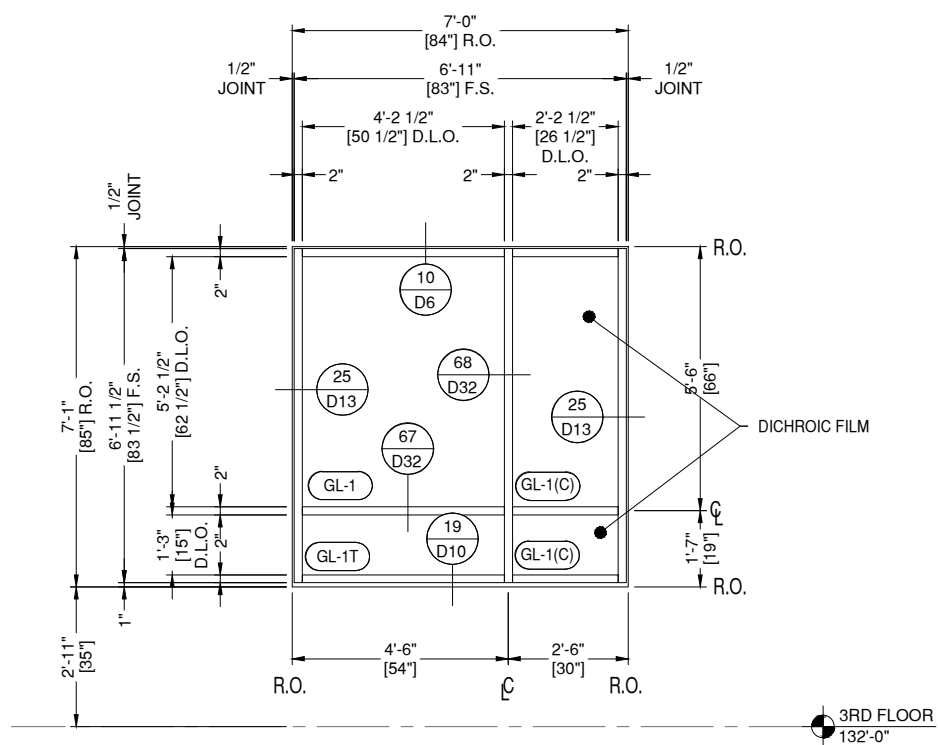
PROJECT NUMBER:
25-176E

PROJECT NAME:
COVINGTON CITY HALL

SHEET DESCRIPTION:
ELEVATIONS

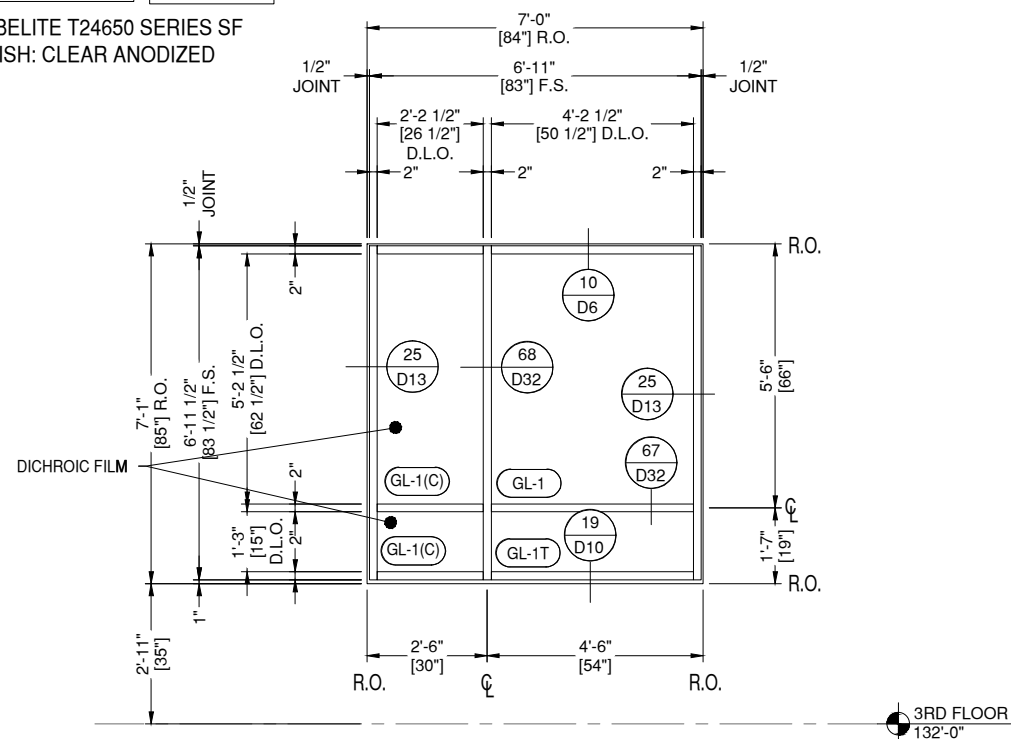
SHEET:
E20

NOTE:
ALL DIMENSIONS TO BE FIELD
VERIFIED PRIOR TO FABRICATION



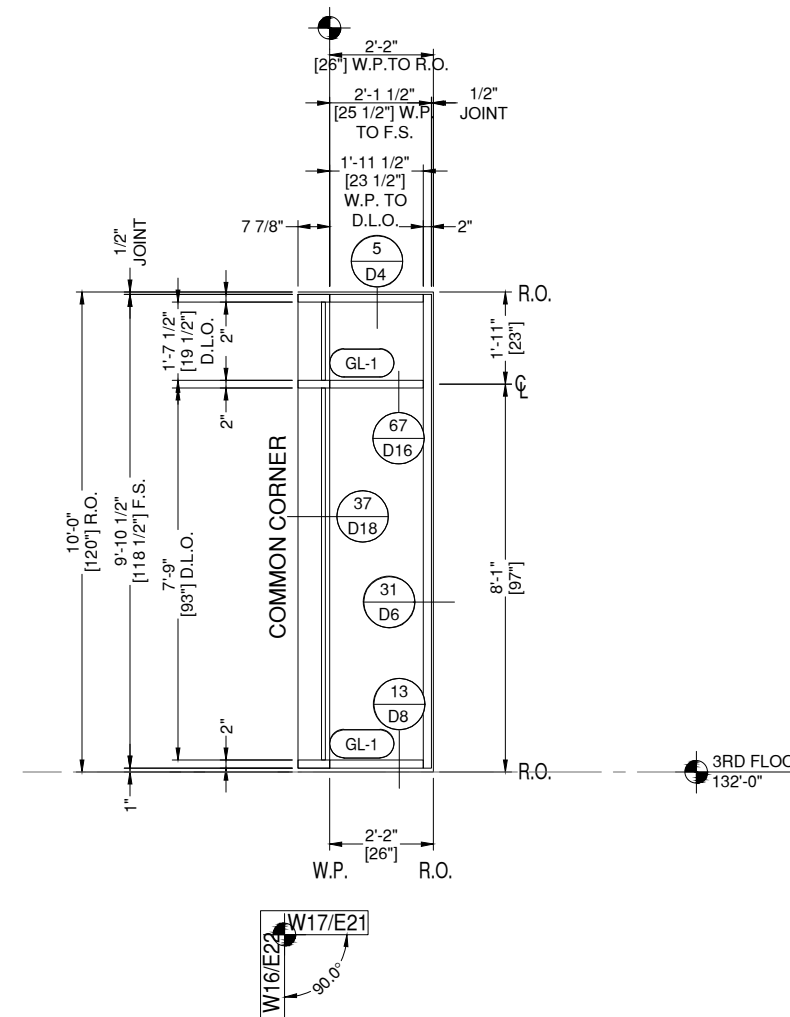
W15 ELEVATION W15
E21 DRAWING SCALE
24x36: 1/2" = 1'-0"
11x17: 1/4" = 1'-0"

THUS REQ'D: 2
OPP REQ'D: 0
TOTAL REQ'D: 2
ARCH. REF.
4/A611
TUBELITE T24650 SERIES SF
FINISH: CLEAR ANODIZED



W15A ELEVATION W15A
E21 DRAWING SCALE
24x36: 1/2" = 1'-0"
11x17: 1/4" = 1'-0"

THUS REQ'D: 3
OPP REQ'D: 0
TOTAL REQ'D: 3
ARCH. REF.
4/A611
TUBELITE T24650 SERIES SF
FINISH: CLEAR ANODIZED



W17 ELEVATION W17
E21 DRAWING SCALE
24x36: 1/2" = 1'-0"
11x17: 1/4" = 1'-0"

THUS REQ'D: 1
OPP REQ'D: 0
TOTAL REQ'D: 1
ARCH. REF.
1/A115
TUBELITE T24650 SERIES SF
FINISH: CLEAR ANODIZED

GLAZING
CONTRACTOR

999 STREET, ST
CITY, STATE 99999
PH: 999.999.9999



www.MPDRAFTING.com
P: 248.522.7096
F: 248.522.7030

ARCHITECT:

BRANDSTETTER CARROLL INC
2360 CHAUVIN DRIVE
LEXINGTON, KY 40517
859.268.1933

STAMP AREA:

MOST RECENT REVISION: 5
DATE: 02.24.2026

PROJECT NUMBER:
25-176E

PROJECT NAME:
COVINGTON CITY HALL

SHEET DESCRIPTION:
ELEVATIONS

SHEET:
E21

NOTE:
ALL DIMENSIONS TO BE FIELD
VERIFIED PRIOR TO FABRICATION

GLAZING CONTRACTOR

999 STREET, ST
CITY, STATE 99999
PH: 999.999.9999



www.MPDRAFTING.com

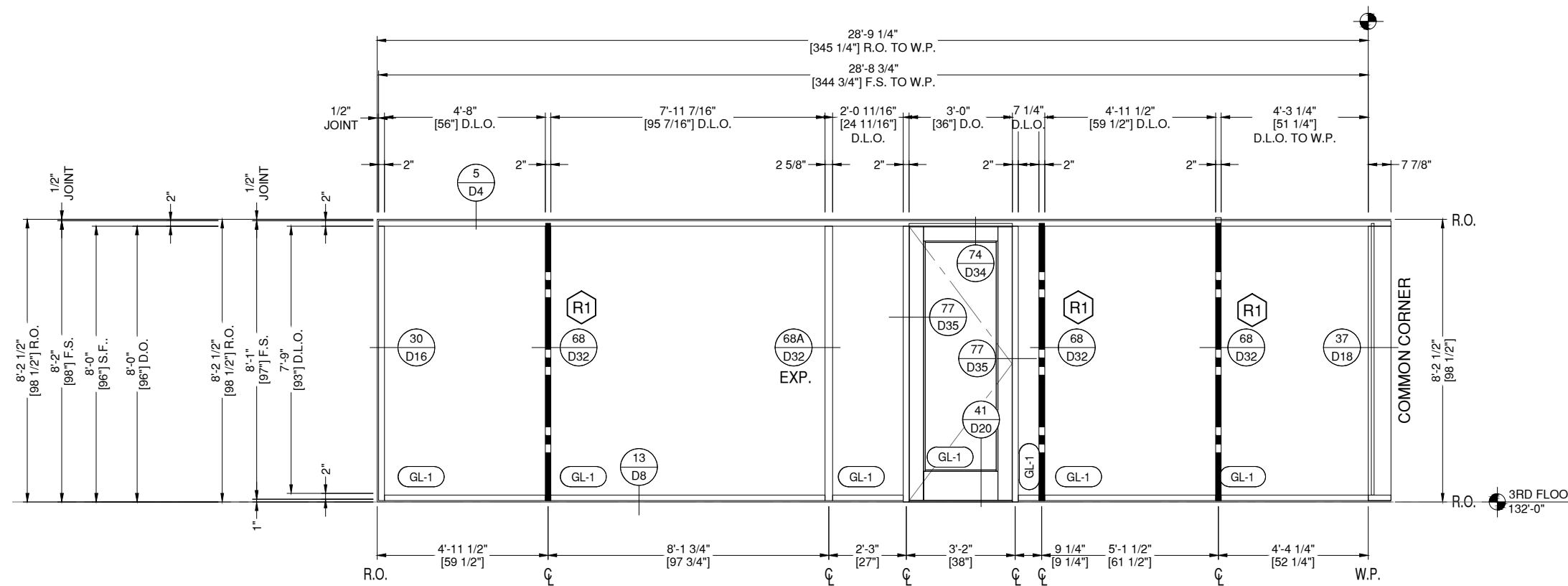
P: 248.522.7096
F: 248.522.7030

ARCHITECT:

BRANDSTETTER CARROLL INC

2360 CHAUVIN DRIVE
LEXINGTON, KY 40517
859.268.1933

STAMP AREA:



REINFORCEMENT KEY

R1 3"x1" STEEL BAR, FULL LENGTH

ENGINEERING KEY NOTES:

SUPPORT GLASS ON 1/8" POINT SETTING BLOCKS

W16 ELEVATION W16
E22 DRAWING SCALE
24x36: 1/2" = 1'-0"
11x17: 1/4" = 1'-0"

THUS REQ'D:	1
OPP REQ'D:	0
TOTAL REQ'D:	1

ARCH. REF.
1/A115

HW SET:
E-35

TUBELITE T24650 SERIES SF
TUBELITE WIDE STILE THERMAL ENTRANCE
FINISH: CLEAR ANODIZED

MOST RECENT REVISION	DATE
5	02.24.2026

PROJECT NUMBER:
25-176E

PROJECT NAME:
COVINGTON CITY HALL

SHEET DESCRIPTION:
ELEVATIONS

SHEET:
E22

NOTE:
ALL DIMENSIONS TO BE FIELD
VERIFIED PRIOR TO FABRICATION



ARCHITECT NOTE:
DIMENSIONS ARE SCALED

GLAZING CONTRACTOR

999 STREET, ST
CITY, STATE 99999
PH: 999.999.9999

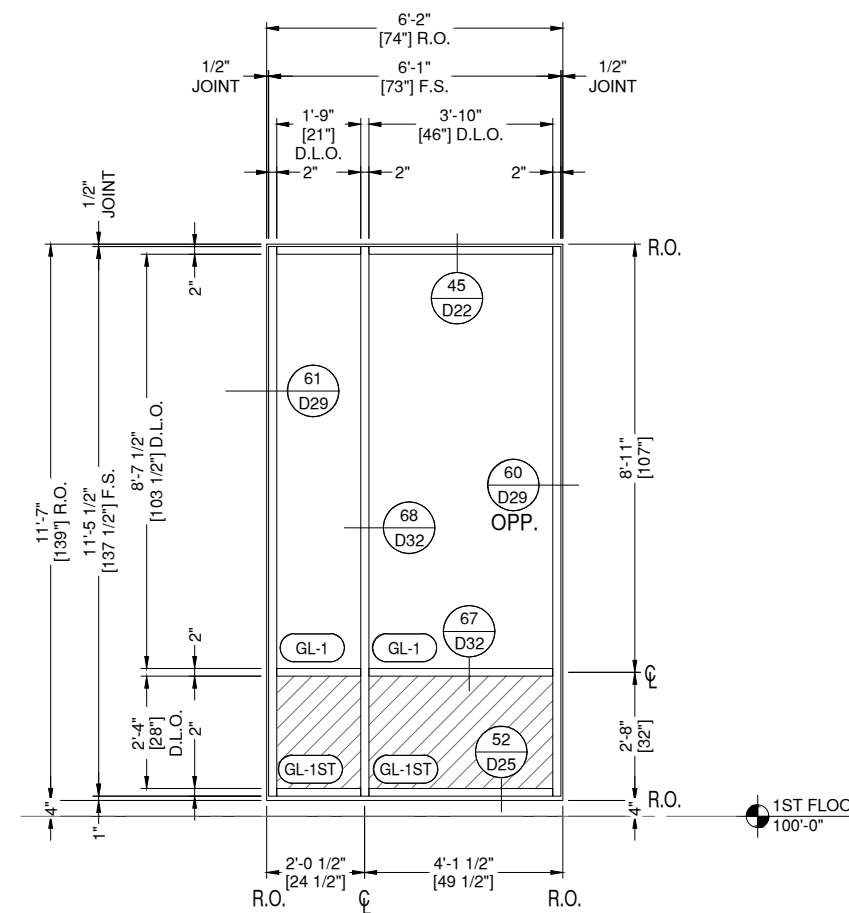
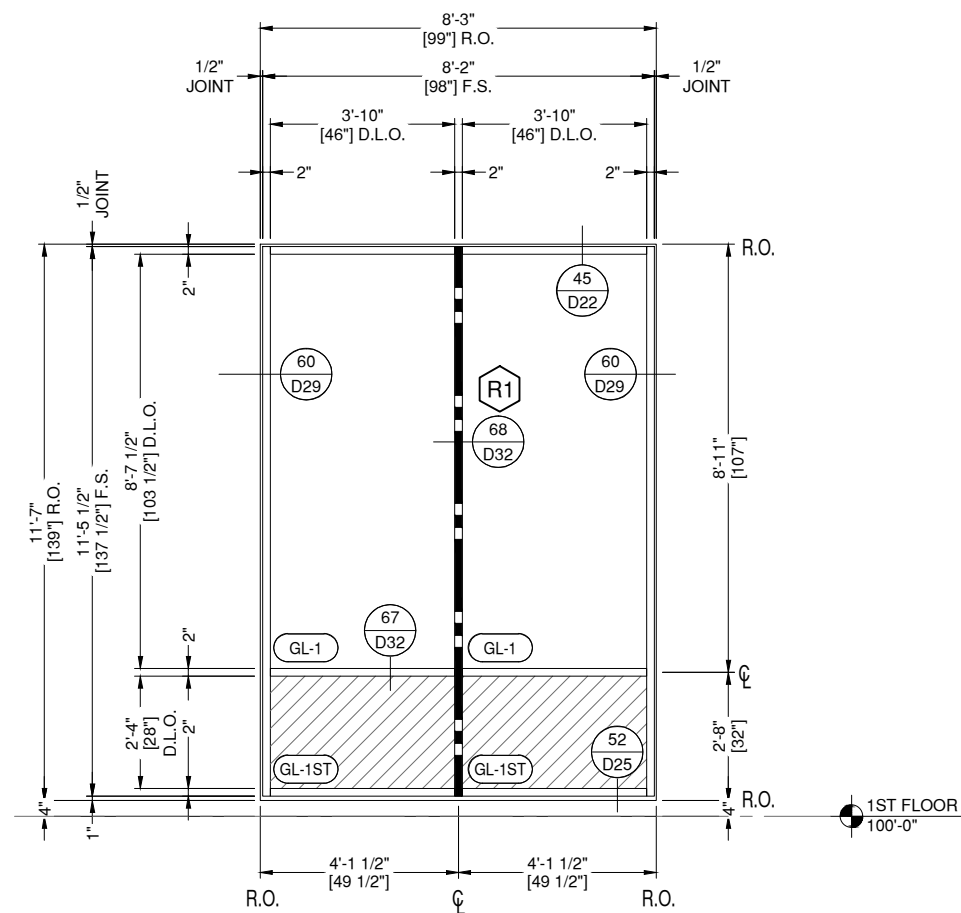


www.MPDRAFTING.com
P: 248.522.7096
F: 248.522.7030

ARCHITECT:

BRANDSTETTER CARROLL INC
2360 CHAUVIN DRIVE
LEXINGTON, KY 40517
859.268.1933

STAMP AREA:



SF20 ELEVATION SF20

E23 DRAWING SCALE
24x36: 1/2" = 1'-0"
11x17: 1/4" = 1'-0"

THUS REQ'D: 2
OPP REQ'D: 0
TOTAL REQ'D: 2

ARCH. REF.
2/A610

TUBELITE T24650 SF
FINISH: CLEAR ANODIZED

SF21 ELEVATION SF21

E23 DRAWING SCALE
24x36: 1/2" = 1'-0"
11x17: 1/4" = 1'-0"

THUS REQ'D: 1
OPP REQ'D: 0
TOTAL REQ'D: 1

ARCH. REF.
2/A610

TUBELITE T24650 SF
FINISH: CLEAR ANODIZED

REINFORCEMENT KEY



MOST RECENT REVISION: 5 DATE: 02.24.2026

PROJECT NUMBER:
25-176E

PROJECT NAME:
COVINGTON CITY HALL

SHEET DESCRIPTION:
ELEVATIONS

SHEET:
E23

NOTE:
ALL DIMENSIONS TO BE FIELD
VERIFIED PRIOR TO FABRICATION



ARCHITECT NOTE:
DIMENSIONS ARE SCALED

GLAZING CONTRACTOR

999 STREET, ST
CITY, STATE 99999
PH: 999.999.9999

MP drafting
& design

www.MPDRAFTING.com

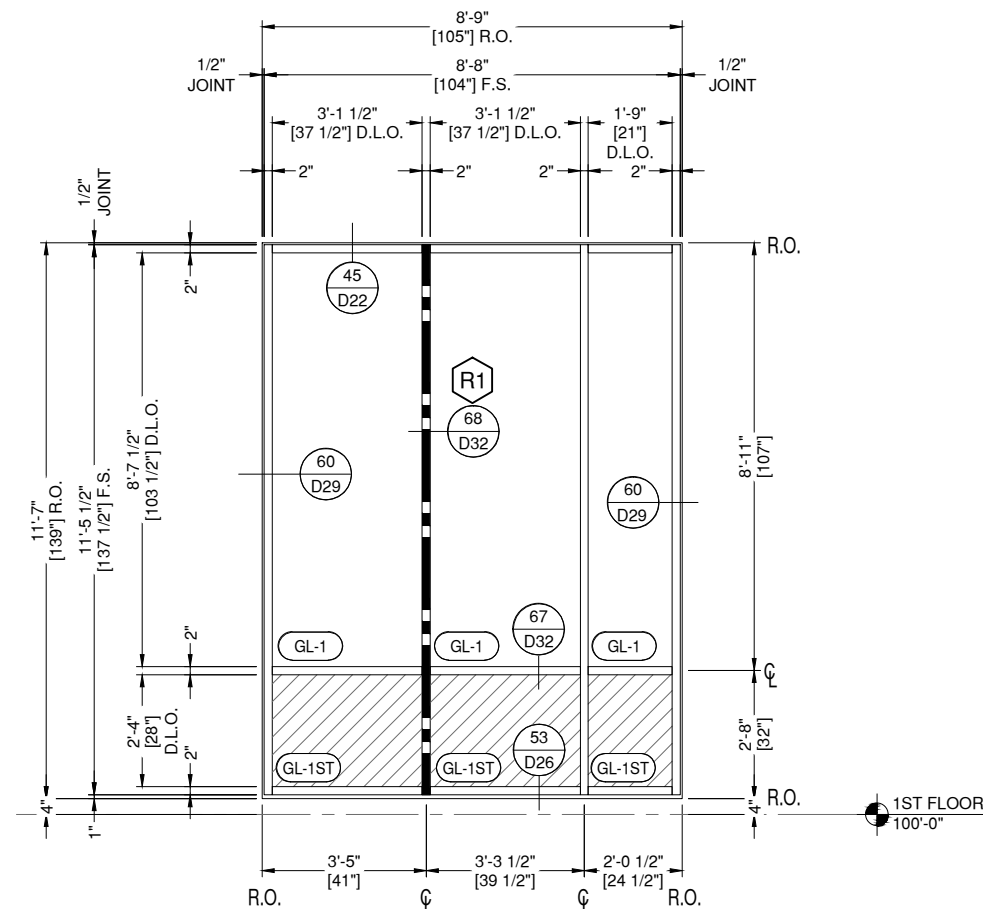
P: 248.522.7096
F: 248.522.7030

ARCHITECT:

BRANDSTETTER CARROLL INC

2360 CHAUVIN DRIVE
LEXINGTON, KY 40517
859.268.1933

STAMP AREA:



SF22 ELEVATION SF22

E24

DRAWING SCALE

24x36: 1/2" = 1'-0"
11x17: 1/4" = 1'-0"

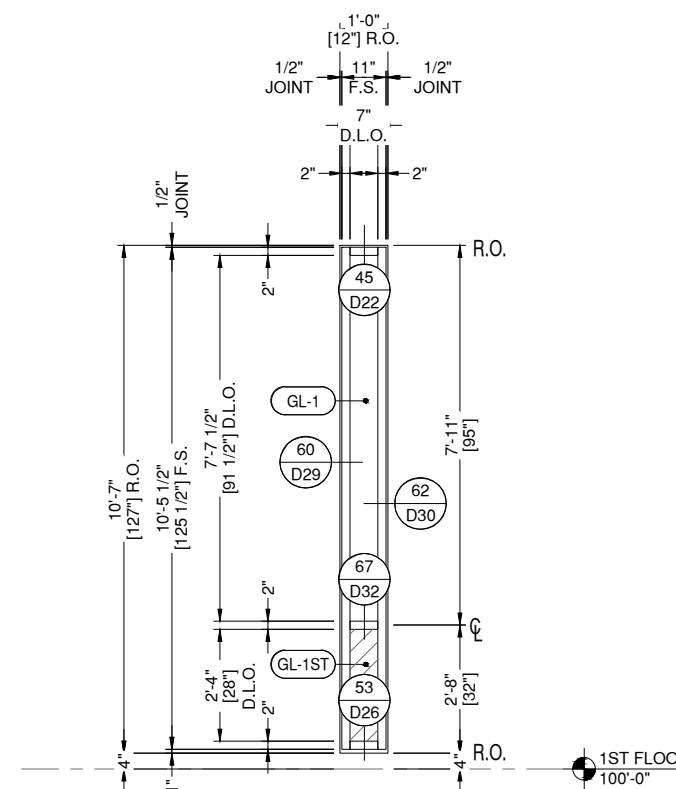
THUS REQ'D: 6
OPP REQ'D: 0
TOTAL REQ'D: 6

ARCH. REF.
6/A610

TUBELITE T24650 SF
FINISH: CLEAR ANODIZED

REINFORCEMENT KEY

R1 3"x1" STEEL BAR, FULL LENGTH



SF23 ELEVATION SF23

E24

DRAWING SCALE

24x36: 1/2" = 1'-0"
11x17: 1/4" = 1'-0"

THUS REQ'D: 1
OPP REQ'D: 0
TOTAL REQ'D: 1

ARCH. REF.
6/A610

TUBELITE T24650 SF
FINISH: CLEAR ANODIZED

MOST RECENT REVISION
5

DATE
02.24.2026

PROJECT NUMBER:

25-176E

PROJECT NAME:

COVINGTON CITY HALL

SHEET DESCRIPTION:

ELEVATIONS

SHEET:

E24

NOTE:
ALL DIMENSIONS TO BE FIELD
VERIFIED PRIOR TO FABRICATION



ARCHITECT NOTE:
DIMENSIONS ARE SCALED

GLAZING CONTRACTOR

999 STREET, ST
CITY, STATE 99999
PH: 999.999.9999

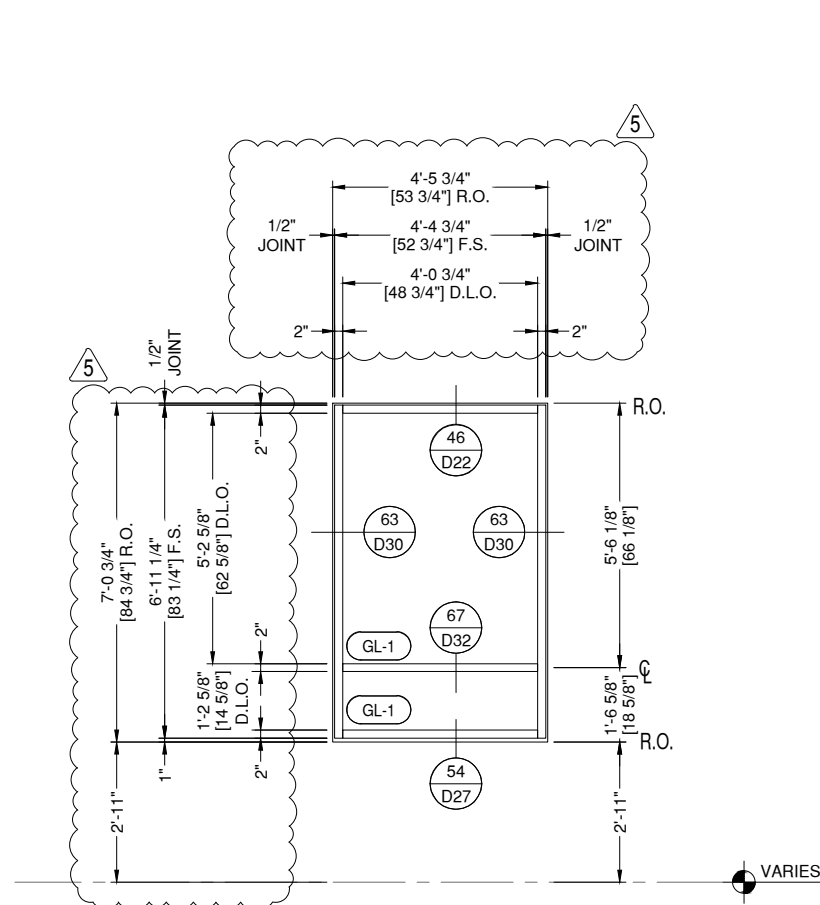


www.MPDRAFTING.com
P: 248.522.7096
F: 248.522.7030

ARCHITECT:

BRANDSTETTER CARROLL INC
2360 CHAUVIN DRIVE
LEXINGTON, KY 40517
859.268.1933

STAMP AREA:



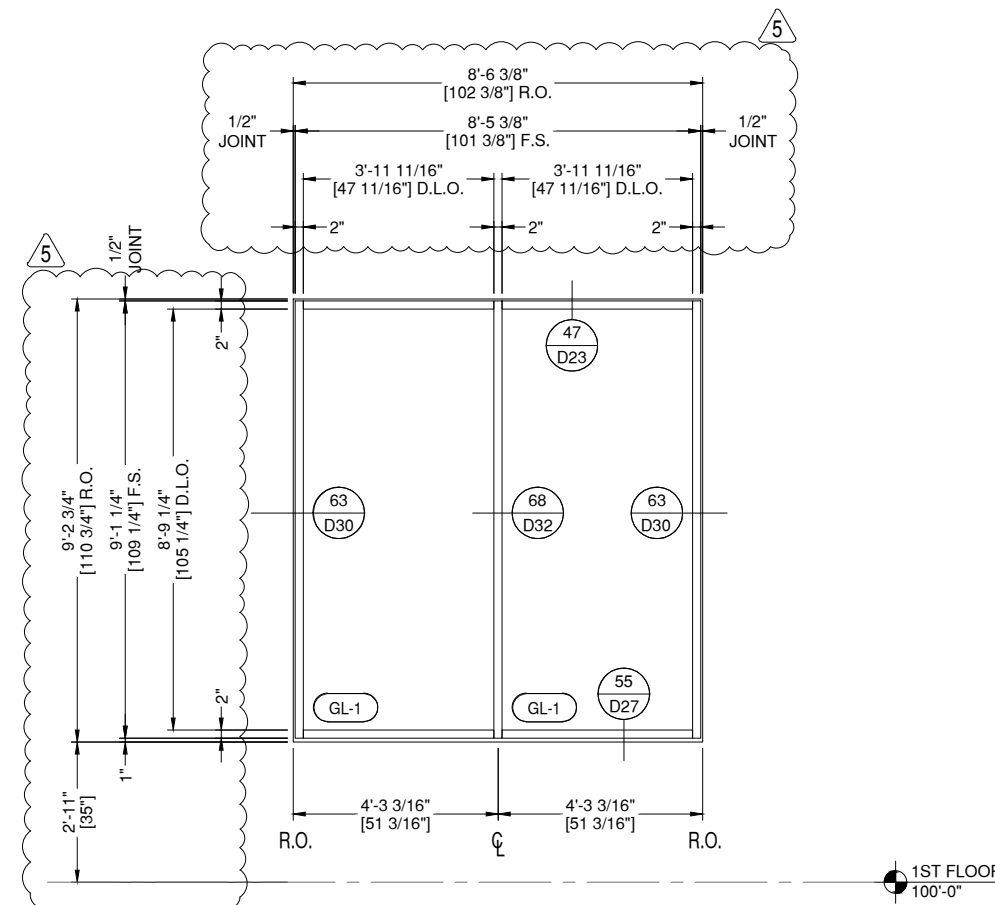
SF24 ELEVATION SF24

E25 DRAWING SCALE
24x36: 1/2" = 1'-0"
11x17: 1/4" = 1'-0"

THUS REQ'D: 8
OPP REQ'D: 0
TOTAL REQ'D: 8

ARCH. REF.
3/A612

TUBELITE T24650 SF
FINISH: CLEAR ANODIZED



SF25 ELEVATION SF25

E25 DRAWING SCALE
24x36: 1/2" = 1'-0"
11x17: 1/4" = 1'-0"

THUS REQ'D: 1
OPP REQ'D: 0
TOTAL REQ'D: 1

ARCH. REF.
3/A611

TUBELITE T24650 SF
FINISH: CLEAR ANODIZED

MOST RECENT REVISION 5	DATE 02.24.2026
---------------------------	--------------------

PROJECT NUMBER:
25-176E

PROJECT NAME:
COVINGTON CITY HALL

SHEET DESCRIPTION:
ELEVATIONS

SHEET:
E25

NOTE:
ALL DIMENSIONS TO BE FIELD
VERIFIED PRIOR TO FABRICATION



ARCHITECT NOTE:
DIMENSIONS ARE SCALED

GLAZING CONTRACTOR

999 STREET, ST
CITY, STATE 99999
PH: 999.999.9999

MP drafting
& design

www.MPDRAFTING.com

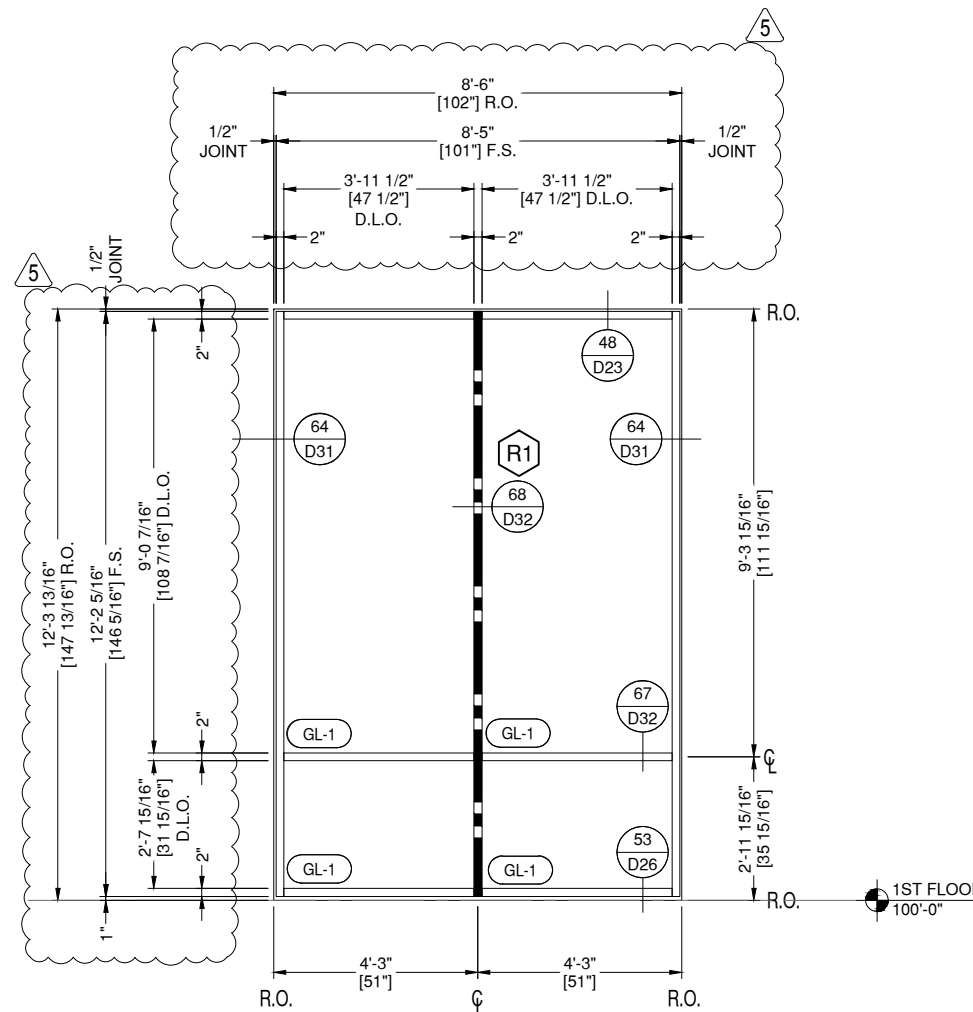
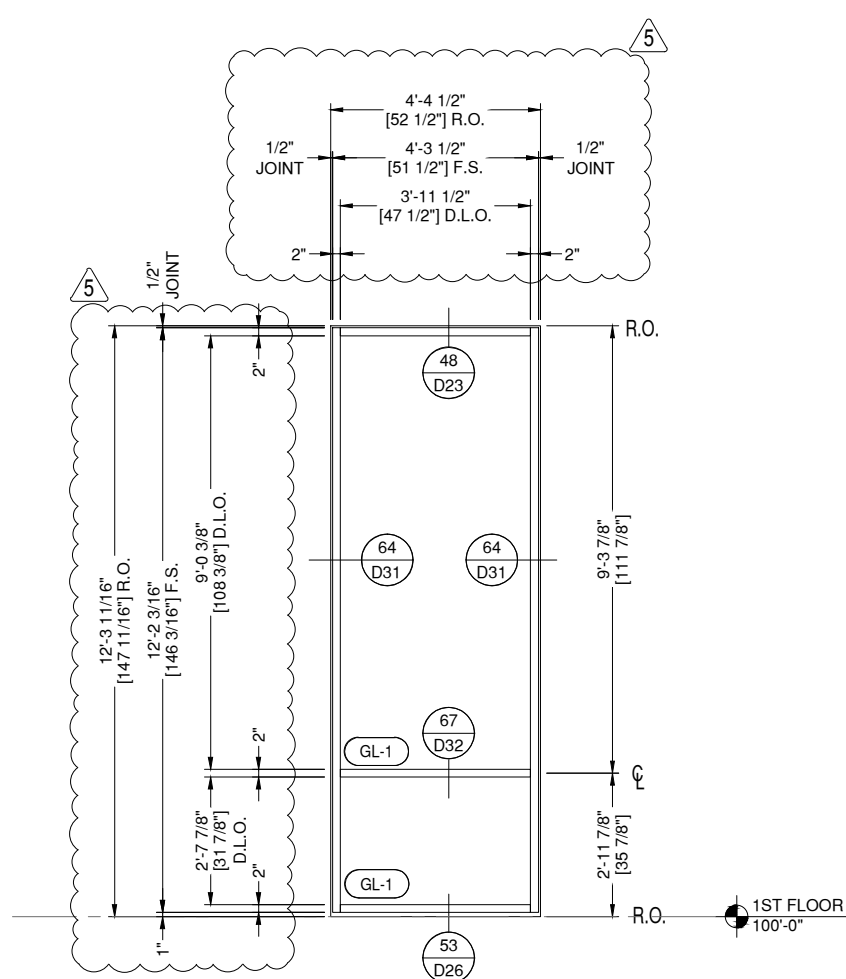
P: 248.522.7096
F: 248.522.7030

ARCHITECT:

BRANDSTETTER CARROLL INC

2360 CHAUVIN DRIVE
LEXINGTON, KY 40517
859.268.1933

STAMP AREA:



SF26 ELEVATION SF26

E26 DRAWING SCALE
24x36: 1/2" = 1'-0"
11x17: 1/4" = 1'-0"

THUS REQ'D:	4
OPP REQ'D:	0
TOTAL REQ'D:	4

ARCH. REF.	2/A611
------------	--------

TUBELITE T24650 SF
FINISH: CLEAR ANODIZED

SF27 ELEVATION SF27

E26 DRAWING SCALE
24x36: 1/2" = 1'-0"
11x17: 1/4" = 1'-0"

THUS REQ'D:	1
OPP REQ'D:	0
TOTAL REQ'D:	1

ARCH. REF.	2/A611
------------	--------

TUBELITE T24650 SF
FINISH: CLEAR ANODIZED

REINFORCEMENT KEY

R1 3"x1" STEEL BAR, FULL LENGTH

MOST RECENT REVISION	DATE
5	02.24.2026

PROJECT NUMBER:
25-176E

PROJECT NAME:
COVINGTON CITY HALL

SHEET DESCRIPTION:
ELEVATIONS

SHEET:
E26

NOTE:
ALL DIMENSIONS TO BE FIELD
VERIFIED PRIOR TO FABRICATION



ARCHITECT NOTE:
DIMENSIONS ARE SCALED

GLAZING CONTRACTOR

999 STREET, ST
CITY, STATE 99999
PH: 999.999.9999

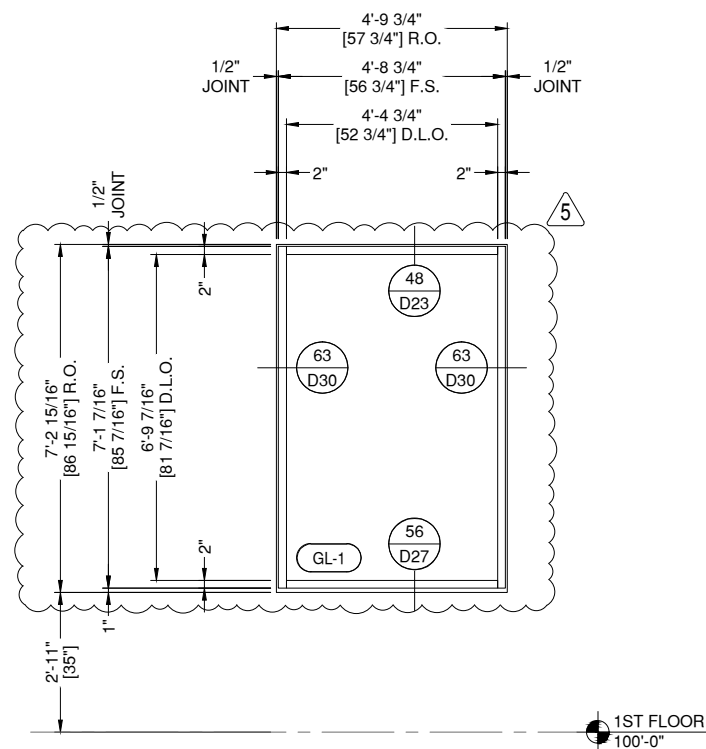


www.MPDRAFTING.com
P: 248.522.7096
F: 248.522.7030

ARCHITECT:

BRANDSTETTER CARROLL INC
2360 CHAUVIN DRIVE
LEXINGTON, KY 40517
859.268.1933

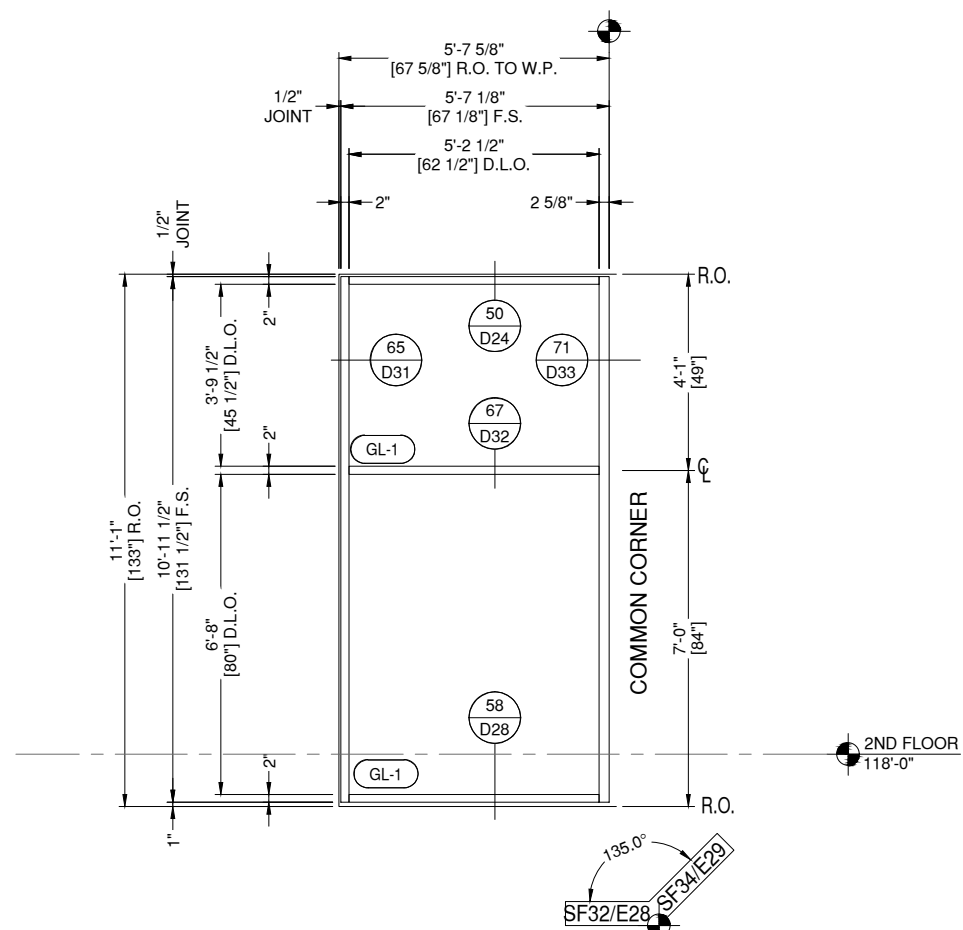
STAMP AREA:



SF30 ELEVATION SF30
E28 DRAWING SCALE
24x36: 1/2" = 1'-0"
11x17: 1/4" = 1'-0"

THUS REQ'D: 1	ARCH. REF.
OPP REQ'D: 0	3/A612
TOTAL REQ'D: 1	

TUBELITE T24650 SF
FINISH: CLEAR ANODIZED



SF32 ELEVATION SF32
E28 DRAWING SCALE
24x36: 1/2" = 1'-0"
11x17: 1/4" = 1'-0"

THUS REQ'D: 1	ARCH. REF.
OPP REQ'D: 0	3/A613
TOTAL REQ'D: 1	

TUBELITE T24650 SF
FINISH: CLEAR ANODIZED

MOST RECENT REVISION 5	DATE 02.24.2026
PROJECT NUMBER: 25-176E	
PROJECT NAME: COVINGTON CITY HALL	
SHEET DESCRIPTION: ELEVATIONS	
SHEET: E28	

NOTE:
ALL DIMENSIONS TO BE FIELD
VERIFIED PRIOR TO FABRICATION



ARCHITECT NOTE:
DIMENSIONS ARE SCALED

GLAZING CONTRACTOR

999 STREET, ST
CITY, STATE 99999
PH: 999.999.9999



www.MPDRAFTING.com

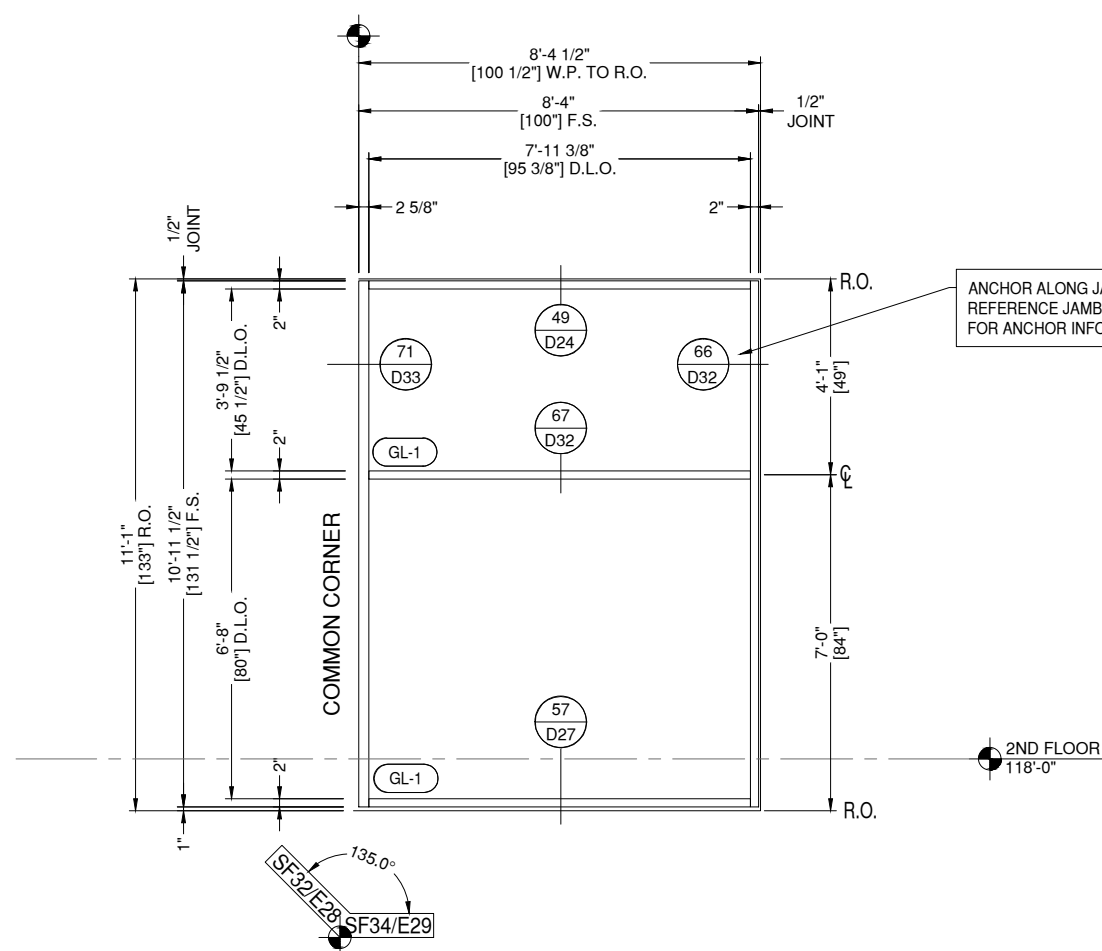
P: 248.522.7096
F: 248.522.7030

ARCHITECT:

BRANDSTETTER CARROLL INC

2360 CHAUVIN DRIVE
LEXINGTON, KY 40517
859.268.1933

STAMP AREA:



SF34 ELEVATION SF34
E29 DRAWING SCALE
24x36: 1/2" = 1'-0"
11x17: 1/4" = 1'-0"

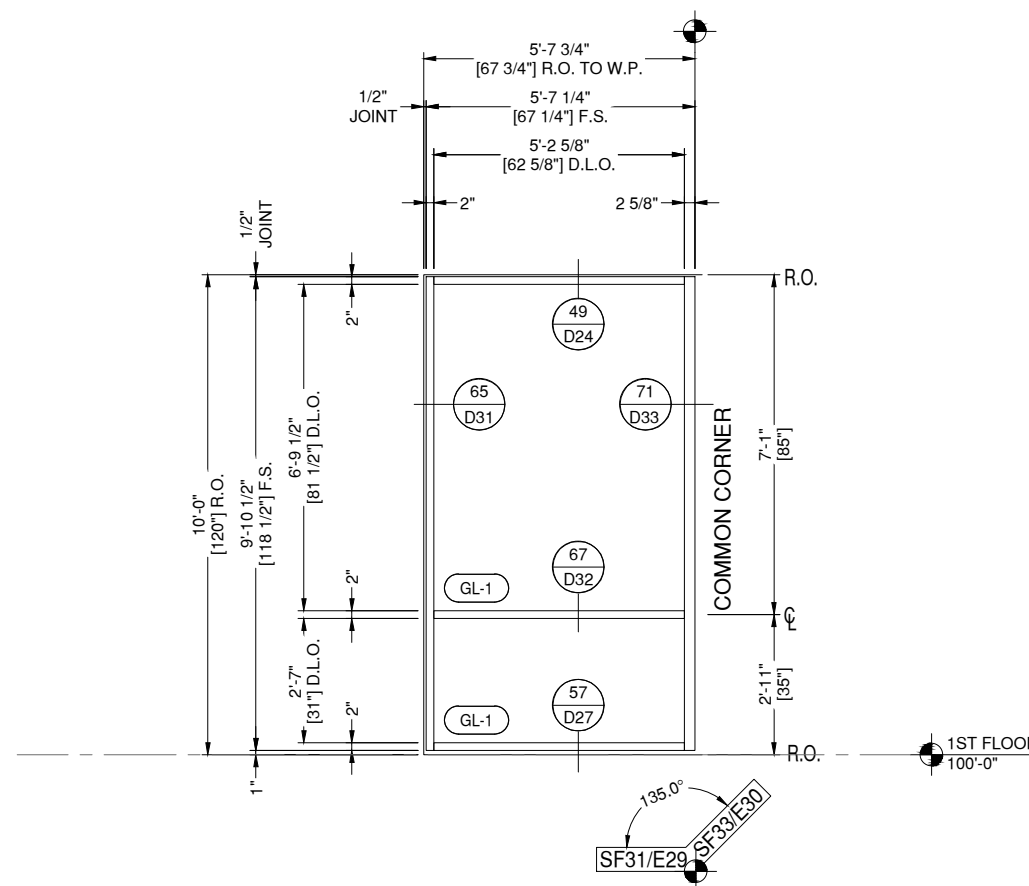
THUS REQ'D: 1
OPP REQ'D: 0
TOTAL REQ'D: 1

ARCH. REF.
4/A613

TUBELITE T24650 SF
FINISH: CLEAR ANODIZED

ENGINEERING KEY NOTES:

SUPPORT GLASS ON SETTING BLOCKS 6"
FROM EITHER END



SF31 ELEVATION SF31
E29 DRAWING SCALE
24x36: 1/2" = 1'-0"
11x17: 1/4" = 1'-0"

THUS REQ'D: 1
OPP REQ'D: 0
TOTAL REQ'D: 1

ARCH. REF.
3/A613

TUBELITE T24650 SF
FINISH: CLEAR ANODIZED

MOST RECENT REVISION 5	DATE 02.24.2026
---------------------------	--------------------

PROJECT NUMBER:
25-176E

PROJECT NAME:
COVINGTON CITY HALL

SHEET DESCRIPTION:
ELEVATIONS

SHEET:
E29

NOTE:
ALL DIMENSIONS TO BE FIELD
VERIFIED PRIOR TO FABRICATION

GLAZING CONTRACTOR

999 STREET, ST
CITY, STATE 99999
PH: 999.999.9999

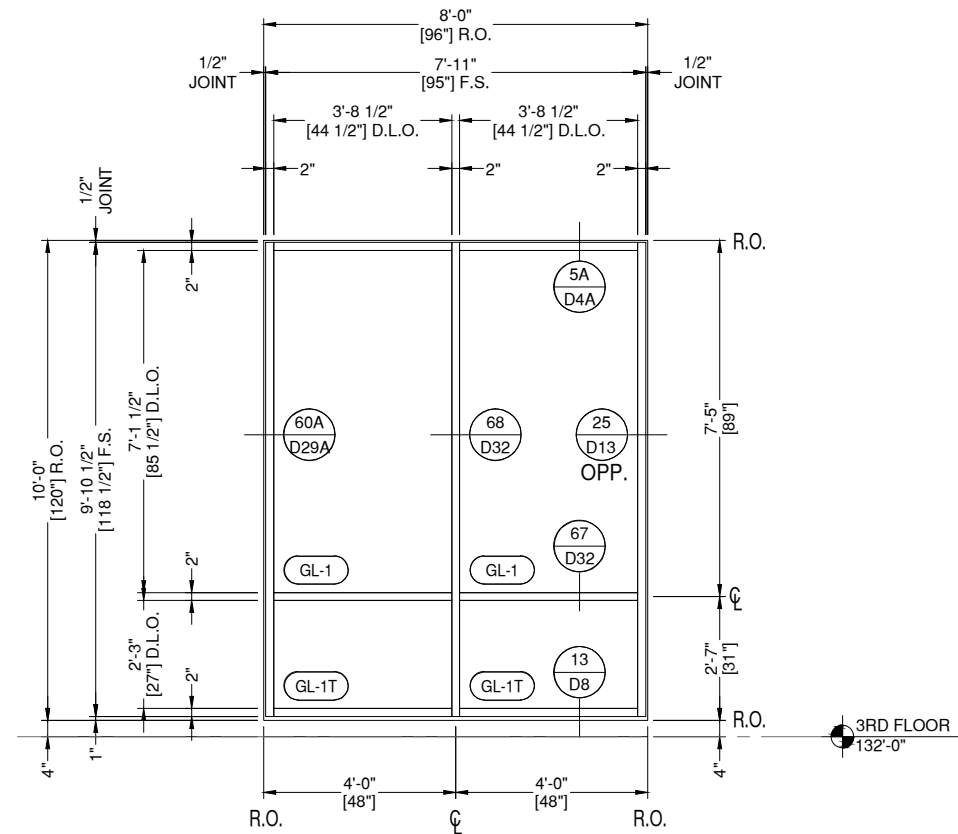


www.MPDRAFTING.com
P: 248.522.7096
F: 248.522.7030

ARCHITECT:

BRANDSTETTER CARROLL INC
2360 CHAUVIN DRIVE
LEXINGTON, KY 40517
859.268.1933

STAMP AREA:



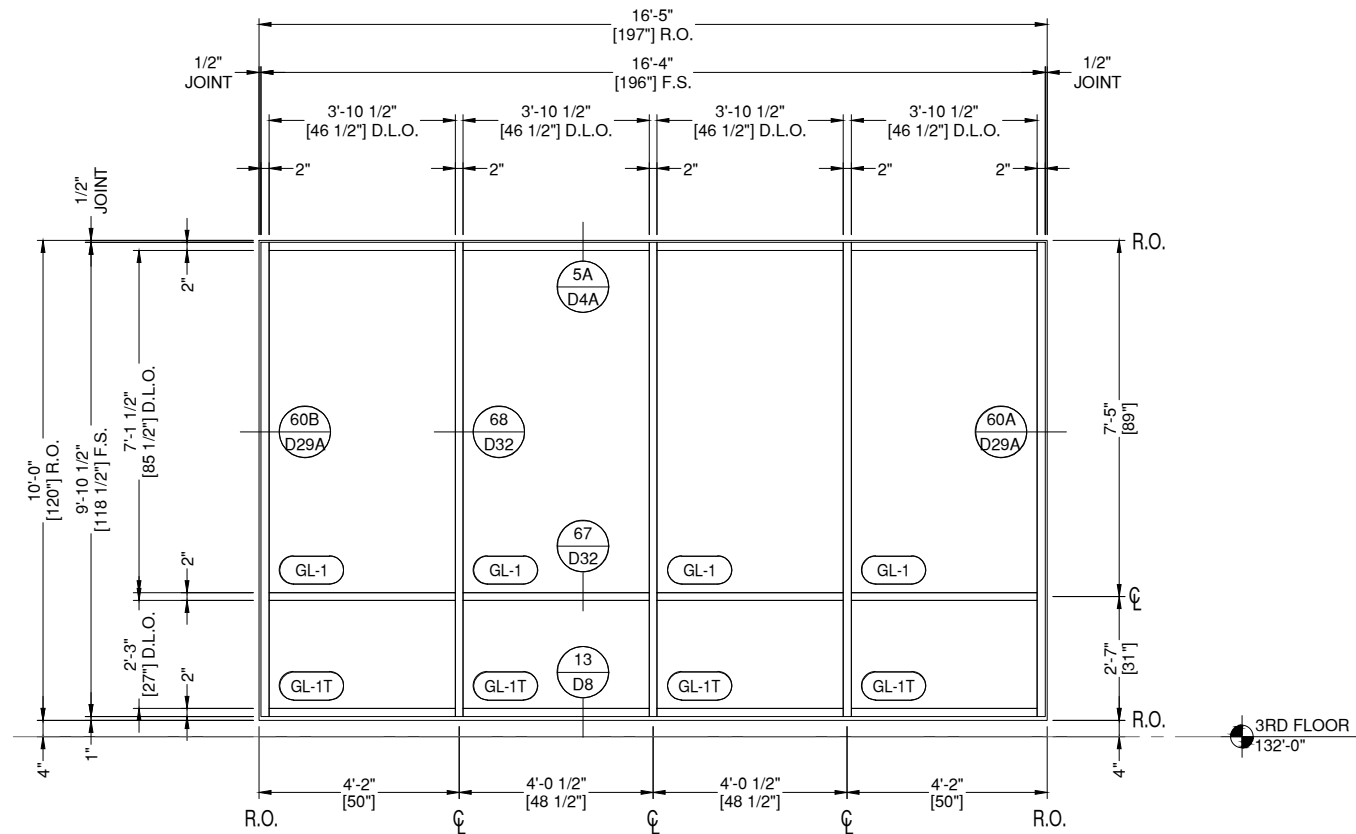
SF41 ELEVATION SF41
E29A DRAWING SCALE

24x36: 1/2" = 1'-0"
11x17: 1/4" = 1'-0"

THUS REQ'D: 1
OPP REQ'D: 0
TOTAL REQ'D: 1

ARCH. REF.
2/A610

TUBELITE T24650 SF
FINISH: CLEAR ANODIZED



SF42 ELEVATION SF42
E29A DRAWING SCALE

24x36: 1/2" = 1'-0"
11x17: 1/4" = 1'-0"

THUS REQ'D: 1
OPP REQ'D: 0
TOTAL REQ'D: 1

ARCH. REF.
2/A610

TUBELITE T24650 SF
FINISH: CLEAR ANODIZED

MOST RECENT REVISION 5	DATE 02.24.2026
---------------------------	--------------------

PROJECT NUMBER:
25-176E

PROJECT NAME:
COVINGTON CITY HALL

SHEET DESCRIPTION:
ELEVATIONS

SHEET:
E29A

NOTE:
ALL DIMENSIONS TO BE FIELD
VERIFIED PRIOR TO FABRICATION



ARCHITECT NOTE:
DIMENSIONS ARE SCALED

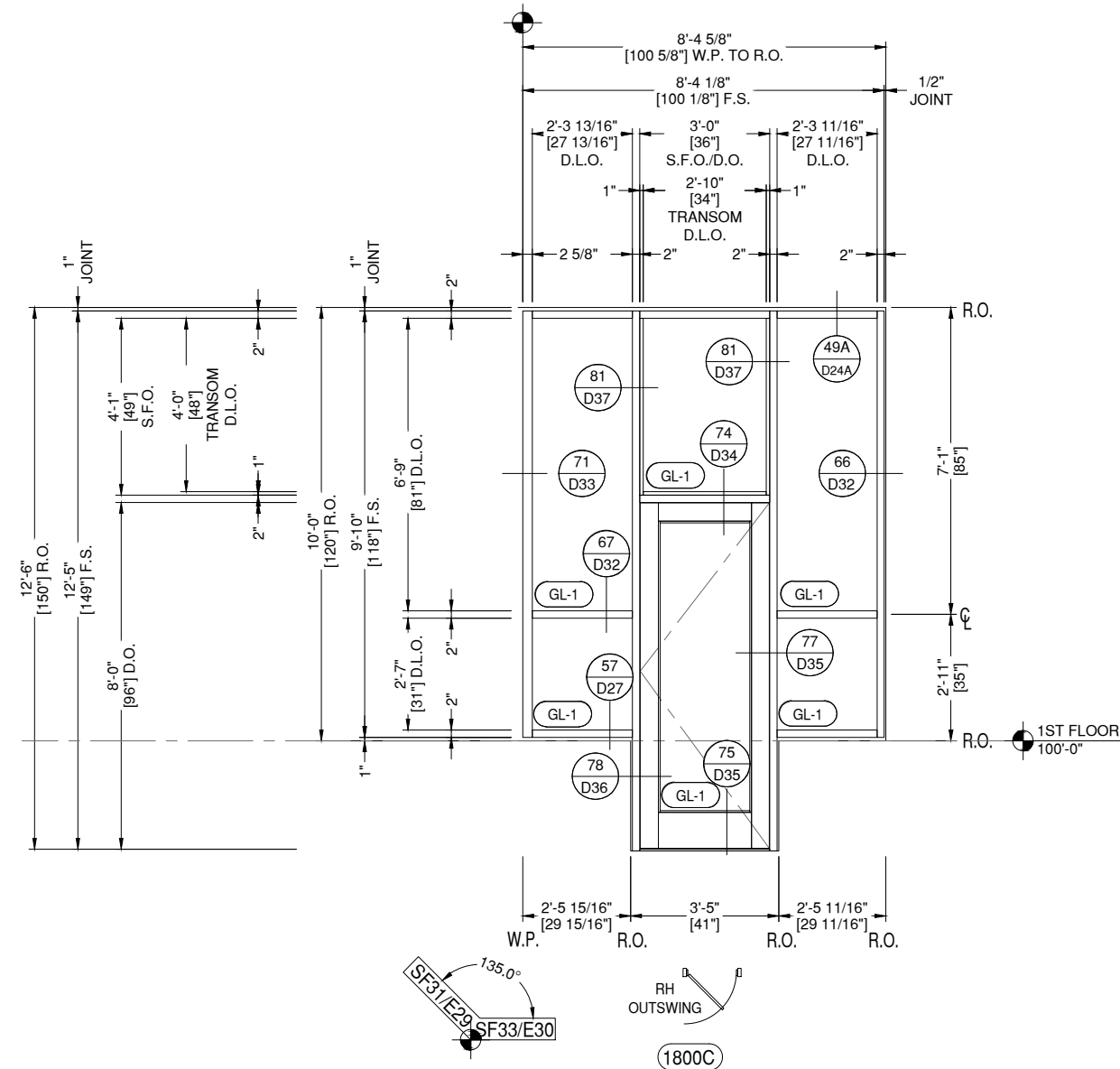
GLAZING CONTRACTOR

999 STREET, ST
CITY, STATE 99999
PH: 999.999.9999

MP drafting
& design
www.MPDRAFTING.com
P: 248.522.7096
F: 248.522.7030

ARCHITECT:
BRANDSTETTER CARROLL INC
2360 CHAUVIN DRIVE
LEXINGTON, KY 40517
859.268.1933

STAMP AREA:



SF33 ELEVATION SF33
E30 DRAWING SCALE
24x36: 1/2" = 1'-0"
11x17: 1/4" = 1'-0"

THUS REQ'D:	1	ARCH. REF.	4/A613	HW SET:	E-25
OPP REQ'D:	0				
TOTAL REQ'D:	1				

TUBELITE T24650 SF
TUBELITE THERMAL WIDE STILE
FINISH: CLEAR ANODIZED

MOST RECENT REVISION	DATE
5	02.24.2026

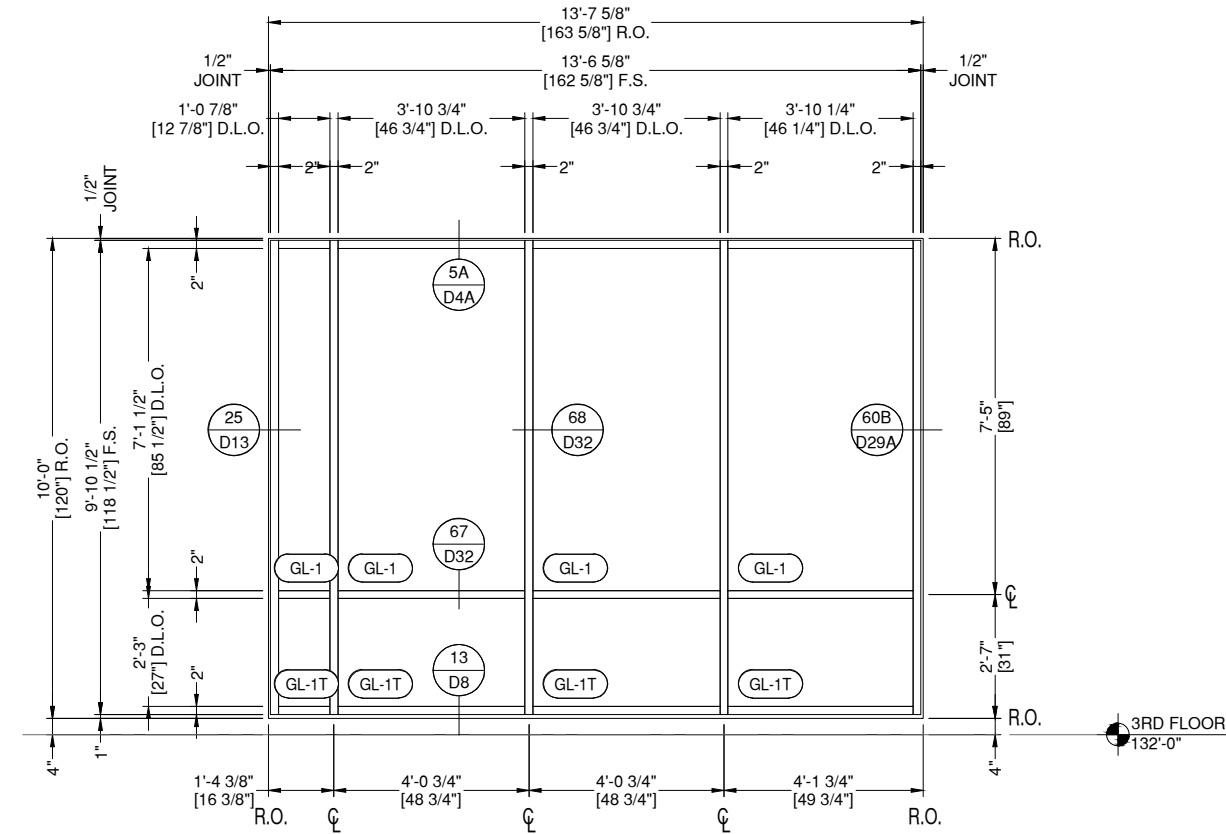
PROJECT NUMBER:
25-176E

PROJECT NAME:
COVINGTON CITY HALL

SHEET DESCRIPTION:
ELEVATIONS

SHEET:
E30

NOTE:
ALL DIMENSIONS TO BE FIELD
VERIFIED PRIOR TO FABRICATION



SF43 ELEVATION SF43
E30A DRAWING SCALE
24x36: 1/2" = 1'-0"
11x17: 1/4" = 1'-0"

THUS REQ'D:	1	ARCH. REF. 1/A611
OPP REQ'D:	0	
TOTAL REQ'D:	1	

TUBELITE T24650 SF
FINISH: CLEAR ANODIZED

GLAZING CONTRACTOR

999 STREET, ST
CITY, STATE 99999
PH: 999.999.9999



www.MPDRAFTING.com
P: 248.522.7096
F: 248.522.7030

ARCHITECT:

BRANDSTETTER CARROLL INC
2360 CHAUVIN DRIVE
LEXINGTON, KY 40517
859.268.1933

STAMP AREA:

MOST RECENT REVISION	DATE
5	02.24.2026

PROJECT NUMBER:
25-176E

PROJECT NAME:
COVINGTON CITY HALL

SHEET DESCRIPTION:
ELEVATIONS

SHEET:
E30A

NOTE:
ALL DIMENSIONS TO BE FIELD
VERIFIED PRIOR TO FABRICATION



ARCHITECT NOTE:
DIMENSIONS ARE SCALED

GLAZING CONTRACTOR

999 STREET, ST
CITY, STATE 99999
PH: 999.999.9999

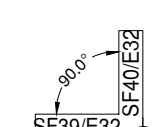
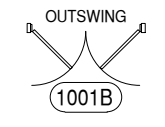
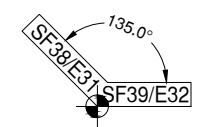
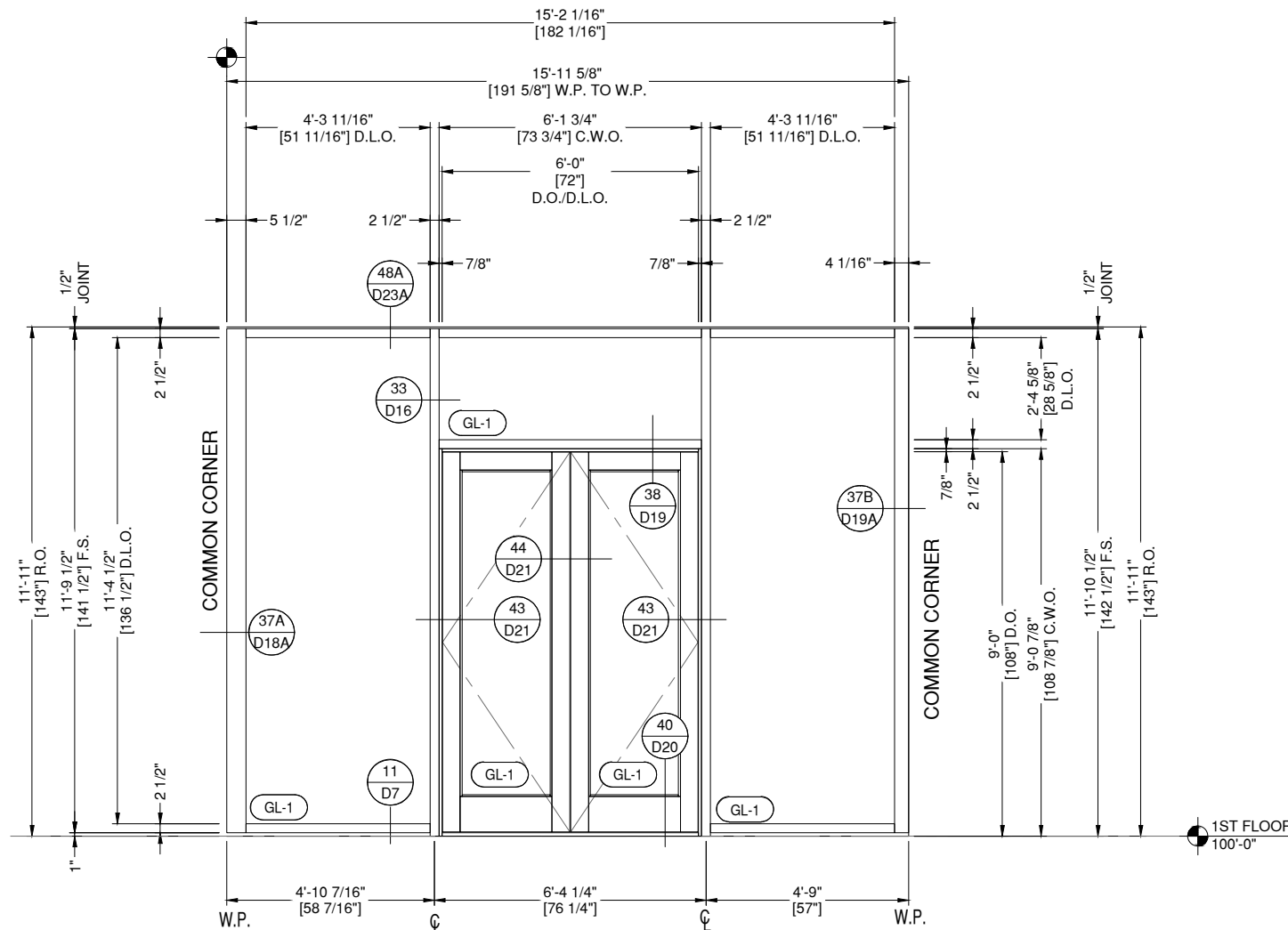


www.MPDRAFTING.com
P: 248.522.7096
F: 248.522.7030

ARCHITECT:

BRANDSTETTER CARROLL INC
2360 CHAUVIN DRIVE
LEXINGTON, KY 40517
859.268.1933

STAMP AREA:



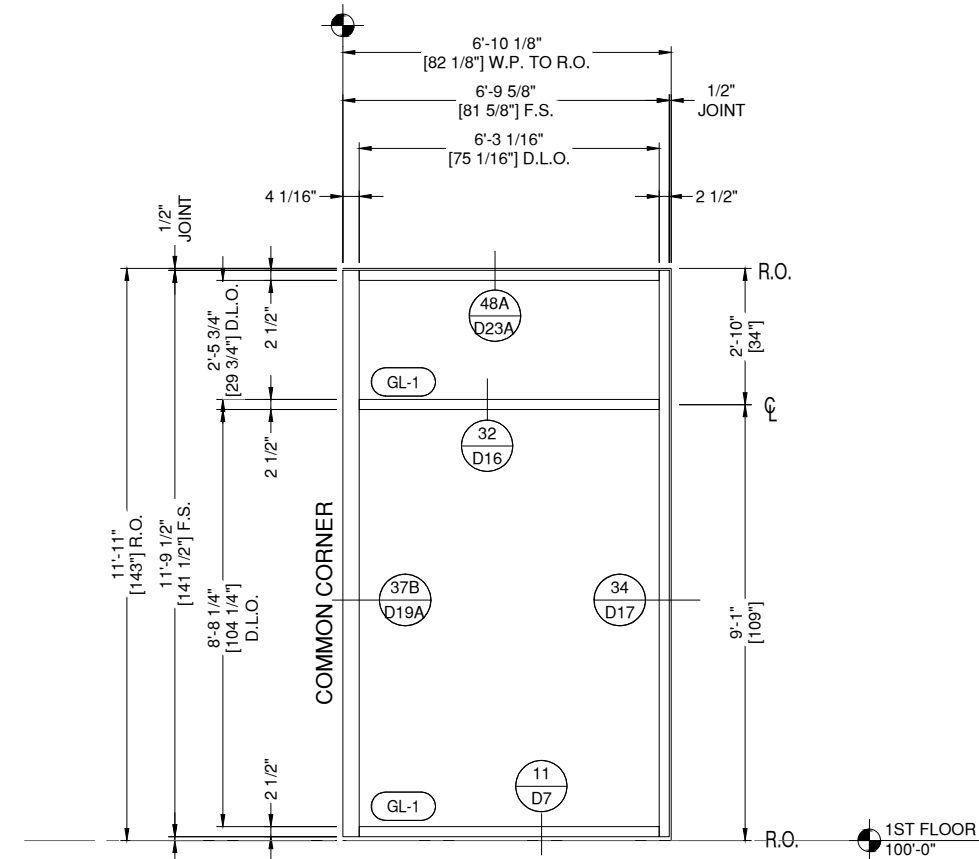
SF39 ELEVATION SF39
E32 DRAWING SCALE
24x36: 1/2" = 1'-0"
11x17: 1/4" = 1'-0"

THUS REQ'D:	1
OPP REQ'D:	0
TOTAL REQ'D:	1

ARCH. REF.
5/A613

HW SET:
E-01B

TUBELITE 400T SERIES CW
TUBELITE THERMAL WIDE STILE
FINISH: CLEAR ANODIZED



SF40 ELEVATION SF40
E32 DRAWING SCALE
24x36: 1/2" = 1'-0"
11x17: 1/4" = 1'-0"

THUS REQ'D:	1
OPP REQ'D:	0
TOTAL REQ'D:	1

ARCH. REF.
5/A613

TUBELITE 400T SERIES CW
FINISH: CLEAR ANODIZED

MOST RECENT REVISION	DATE
5	02.24.2026

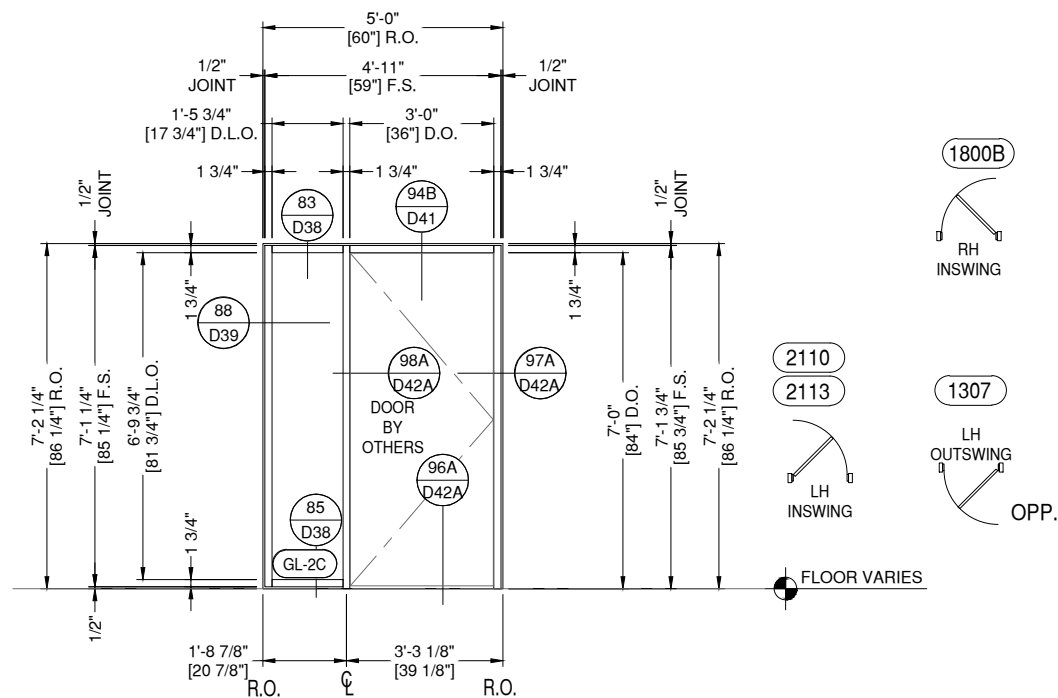
PROJECT NUMBER:
25-176E

PROJECT NAME:
COVINGTON CITY HALL

SHEET DESCRIPTION:
ELEVATIONS

SHEET:
E32

NOTE:
ALL DIMENSIONS TO BE FIELD
VERIFIED PRIOR TO FABRICATION

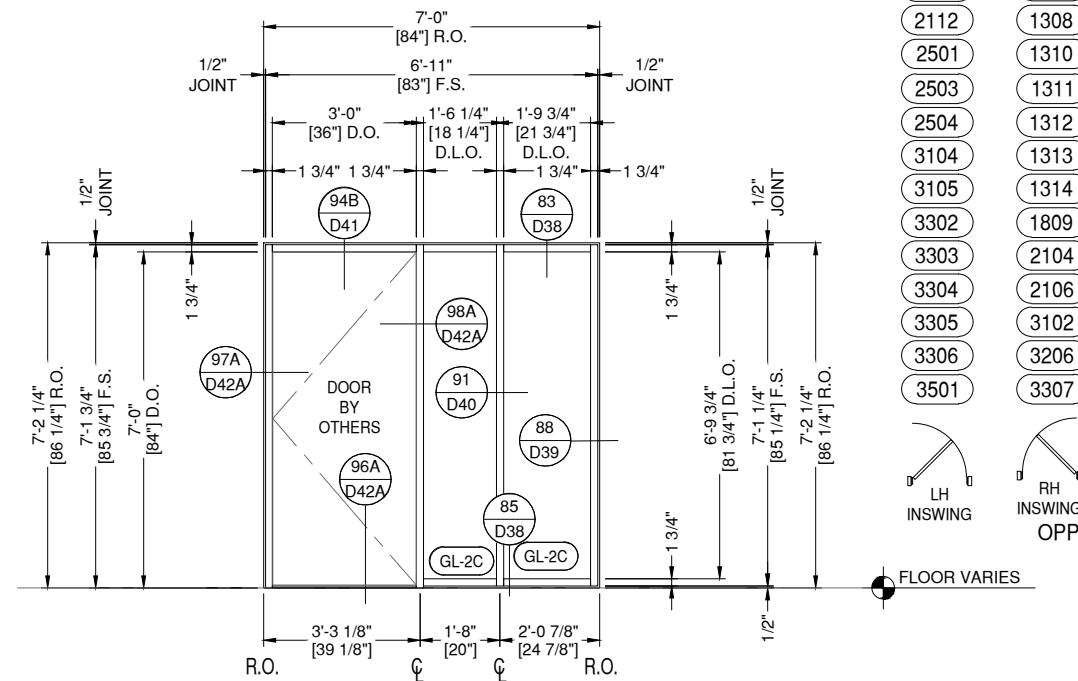


ISF4 ELEVATION ISF4
E34

DRAWING SCALE
24x36: 1/2" = 1'-0"
11x17: 1/4" = 1'-0"

THUS REQ'D:	3	ARCH. REF.	A623
OPP REQ'D:	1		
TOTAL REQ'D:	4		

TUBELITE E4500 STOREFRONT SYSTEM
WOOD DOORS BY OTHERS
FINISH: CLEAR ANODIZED



ISF5 ELEVATION ISF5
E34

DRAWING SCALE
24x36: 1/2" = 1'-0"
11x17: 1/4" = 1'-0"

THUS REQ'D:	22	ARCH. REF.	A623
OPP REQ'D:	12		
TOTAL REQ'D:	34		

TUBELITE E4500 STOREFRONT SYSTEM
WOOD DOORS BY OTHERS
FINISH: CLEAR ANODIZED

- (3509)
- (3507)
- (1102)
- (2102)
- (2103)
- (2104)
- (2111)
- (1306)
- (1803)
- (1804)
- (1805)
- (1810)
- (2112)
- (2501)
- (2503)
- (2504)
- (3104)
- (3105)
- (3302)
- (3303)
- (3304)
- (3305)
- (3306)
- (3501)
- (3508)
- (3506)
- (3503)
- (1101)
- (1308)
- (1310)
- (1311)
- (1312)
- (1313)
- (1314)
- (1809)
- (2104)
- (2106)
- (3102)
- (3206)
- (3307)

GLAZING CONTRACTOR

999 STREET, ST
CITY, STATE 99999
PH: 999.999.9999



www.MPDRAFTING.com
P: 248.522.7096
F: 248.522.7030

ARCHITECT:

BRANDSTETTER CARROLL INC
2360 CHAUVIN DRIVE
LEXINGTON, KY 40517
859.268.1933

STAMP AREA:

MOST RECENT REVISION: 5 DATE: 02.24.2026

PROJECT NUMBER:
25-176E

PROJECT NAME:
COVINGTON CITY HALL

SHEET DESCRIPTION:
ELEVATIONS

SHEET:
E34

NOTE:
ALL DIMENSIONS TO BE FIELD
VERIFIED PRIOR TO FABRICATION

GLAZING CONTRACTOR

999 STREET, ST
CITY, STATE 99999
PH: 999.999.9999

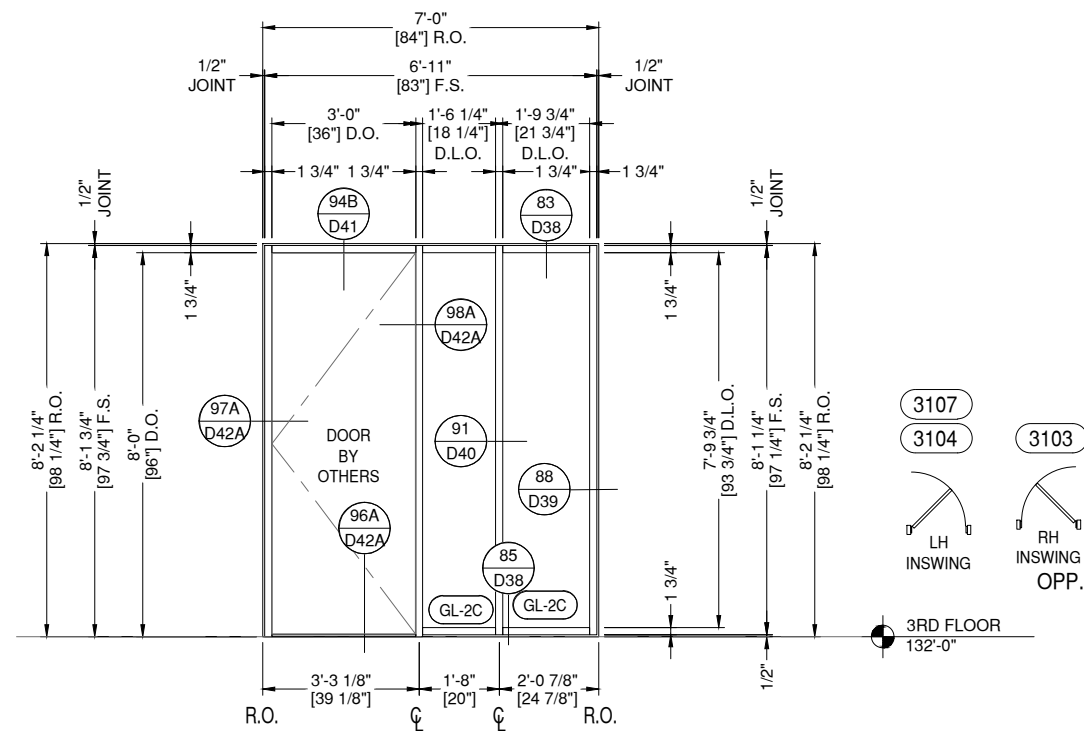
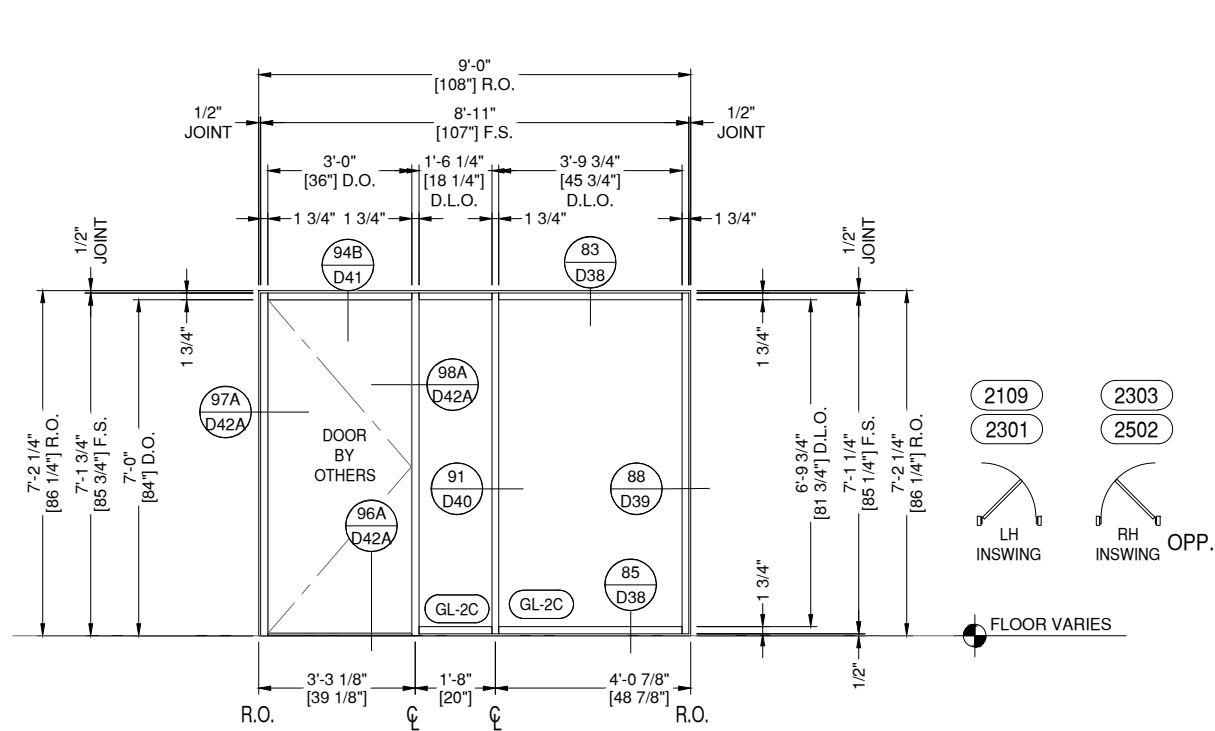


www.MPDRAFTING.com
P: 248.522.7096
F: 248.522.7030

ARCHITECT:

BRANDSTETTER CARROLL INC
2360 CHAUVIN DRIVE
LEXINGTON, KY 40517
859.268.1933

STAMP AREA:



ISF6 ELEVATION ISF6
E35 DRAWING SCALE
24x36: 1/2" = 1'-0"
11x17: 1/4" = 1'-0"

THUS REQ'D: 2
OPP REQ'D: 2
TOTAL REQ'D: 4

ARCH. REF.
A623

HW SET:
02 @ 2502
11 @ 2303
16 @ 2301

TUBELITE E4500 STOREFRONT SYSTEM
WOOD DOORS BY OTHERS
FINISH: CLEAR ANODIZED

ISF7 ELEVATION ISF7
E35 DRAWING SCALE
24x36: 1/2" = 1'-0"
11x17: 1/4" = 1'-0"

THUS REQ'D: 22
OPP REQ'D: 12
TOTAL REQ'D: 34

ARCH. REF.
A623

HW SET:
N/A

TUBELITE E4500 STOREFRONT SYSTEM
WOOD DOORS BY OTHERS
FINISH: CLEAR ANODIZED

MOST RECENT REVISION: 5 DATE: 02.24.2026

PROJECT NUMBER:
25-176E

PROJECT NAME:
COVINGTON CITY HALL

SHEET DESCRIPTION:
ELEVATIONS

SHEET:
E35

NOTE:
ALL DIMENSIONS TO BE FIELD
VERIFIED PRIOR TO FABRICATION

GLAZING CONTRACTOR

999 STREET, ST
CITY, STATE 99999
PH: 999.999.9999

MP drafting
& design

www.MPDRAFTING.com

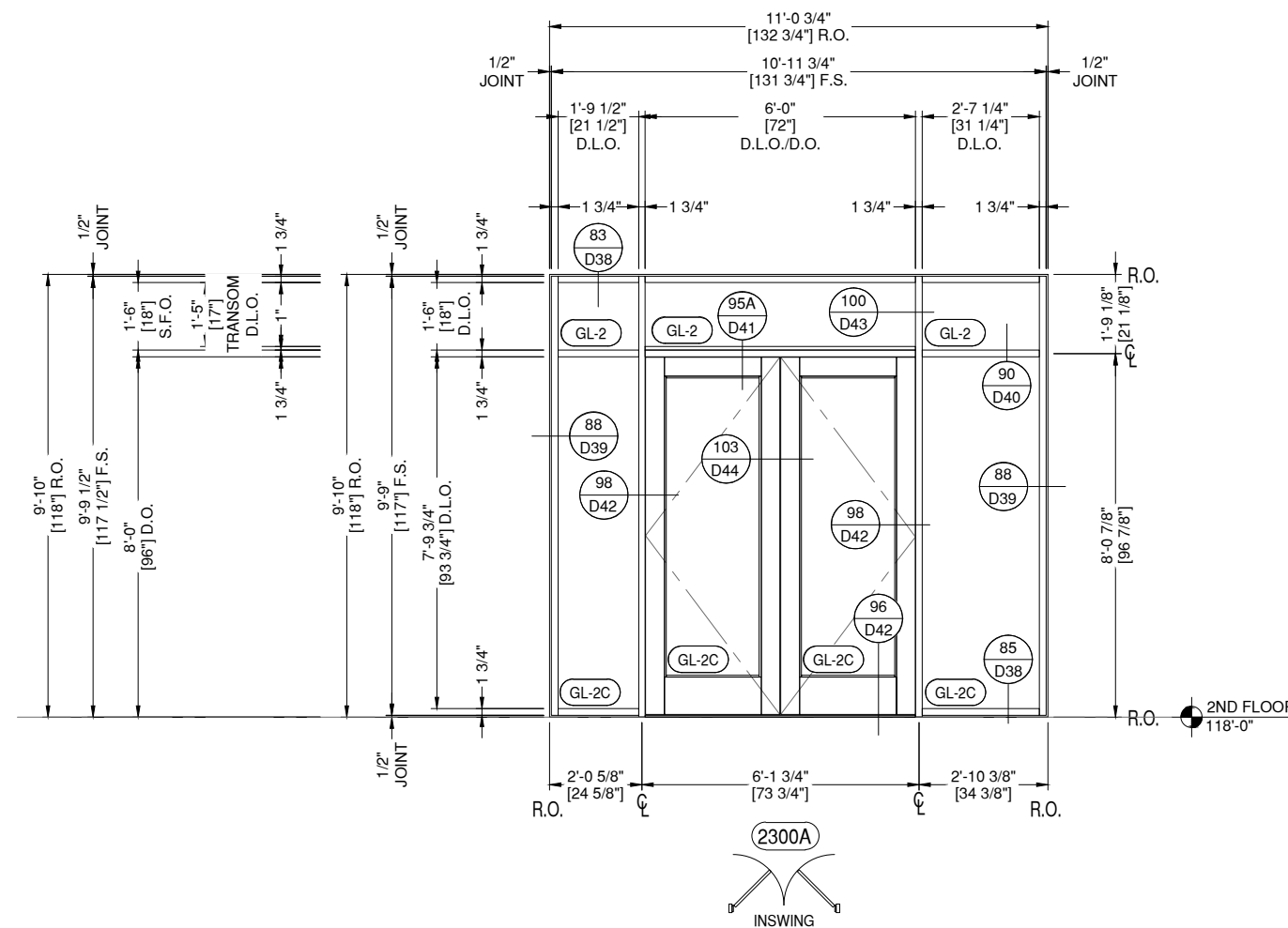
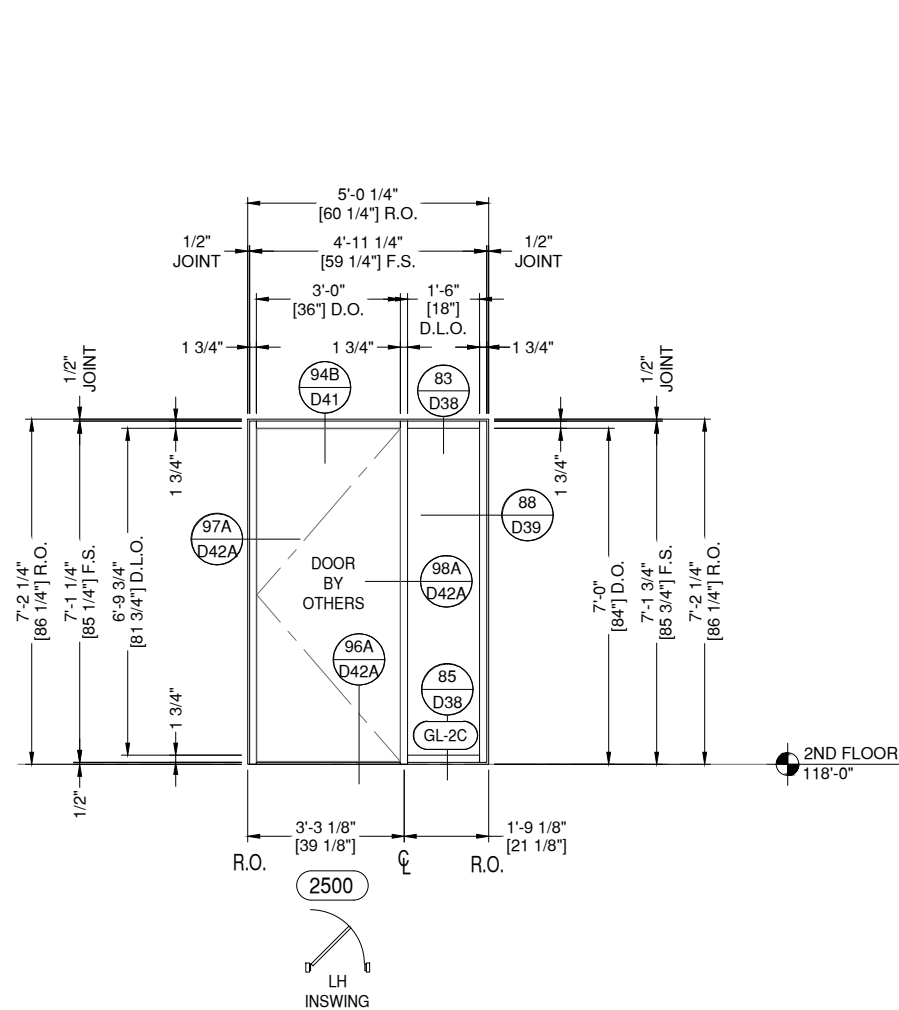
P: 248.522.7096
F: 248.522.7030

ARCHITECT:

BRANDSTETTER CARROLL INC

2360 CHAUVIN DRIVE
LEXINGTON, KY 40517
859.268.1933

STAMP AREA:



ISF8 ELEVATION ISF8
E36 DRAWING SCALE

24x36: 1/2" = 1'-0"
11x17: 1/4" = 1'-0"

THUS REQ'D: 1
OPP REQ'D: 0
TOTAL REQ'D: 1

ARCH. REF.
A623

HW SET:
E-30

TUBELITE E4500 STOREFRONT SYSTEM
WOOD DOORS BY OTHERS
FINISH: CLEAR ANODIZED

ISF9 ELEVATION ISF9
E36 DRAWING SCALE

24x36: 1/2" = 1'-0"
11x17: 1/4" = 1'-0"

THUS REQ'D: 1
OPP REQ'D: 0
TOTAL REQ'D: 1

ARCH. REF.
A623

HW SET:
E-25

TUBELITE E4500 STOREFRONT SYSTEM
TUBELITE WIDE STILE
FINISH: CLEAR ANODIZED

MOST RECENT REVISION
5

DATE
02.24.2026

PROJECT NUMBER:

25-176E

PROJECT NAME:

COVINGTON CITY HALL

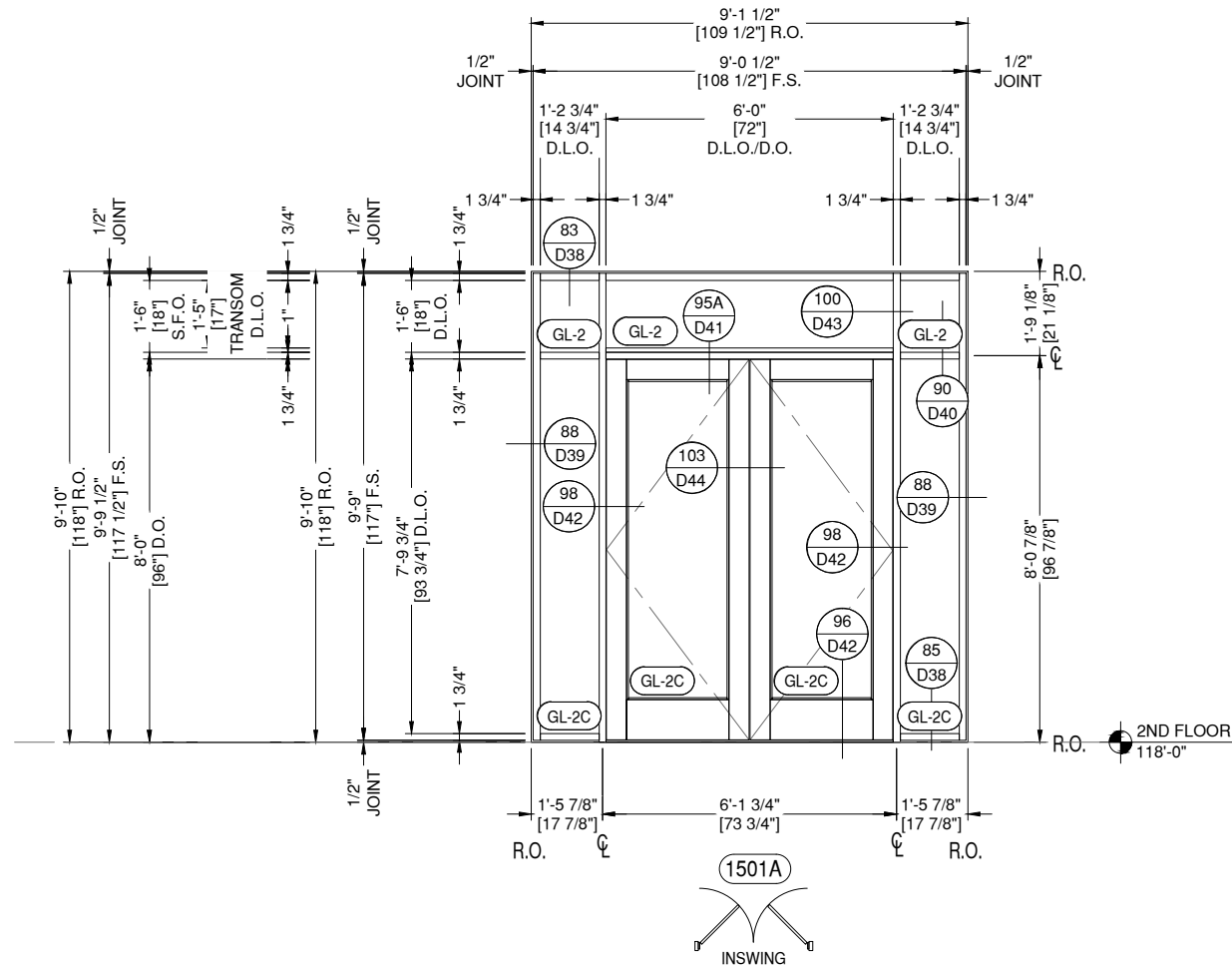
SHEET DESCRIPTION:

ELEVATIONS

SHEET:

E36

NOTE:
ALL DIMENSIONS TO BE FIELD
VERIFIED PRIOR TO FABRICATION



ISF10 ELEVATION ISF10
E37 DRAWING SCALE

24x36: 1/2" = 1'-0"
11x17: 1/4" = 1'-0"

THUS REQ'D:	1	ARCH. REF.	HW SET:
OPP REQ'D:	0	A623	E-13
TOTAL REQ'D:	1		

TUBELITE E4500 STOREFRONT SYSTEM
TUBELITE WIDE STILE
FINISH: CLEAR ANODIZED

GLAZING CONTRACTOR

999 STREET, ST
CITY, STATE 99999
PH: 999.999.9999

MP drafting
& design

www.MPDRAFTING.com
P: 248.522.7096
F: 248.522.7030

ARCHITECT:

BRANDSTETTER CARROLL INC
2360 CHAUVIN DRIVE
LEXINGTON, KY 40517
859.268.1933

STAMP AREA:

MOST RECENT REVISION	DATE
5	02.24.2026

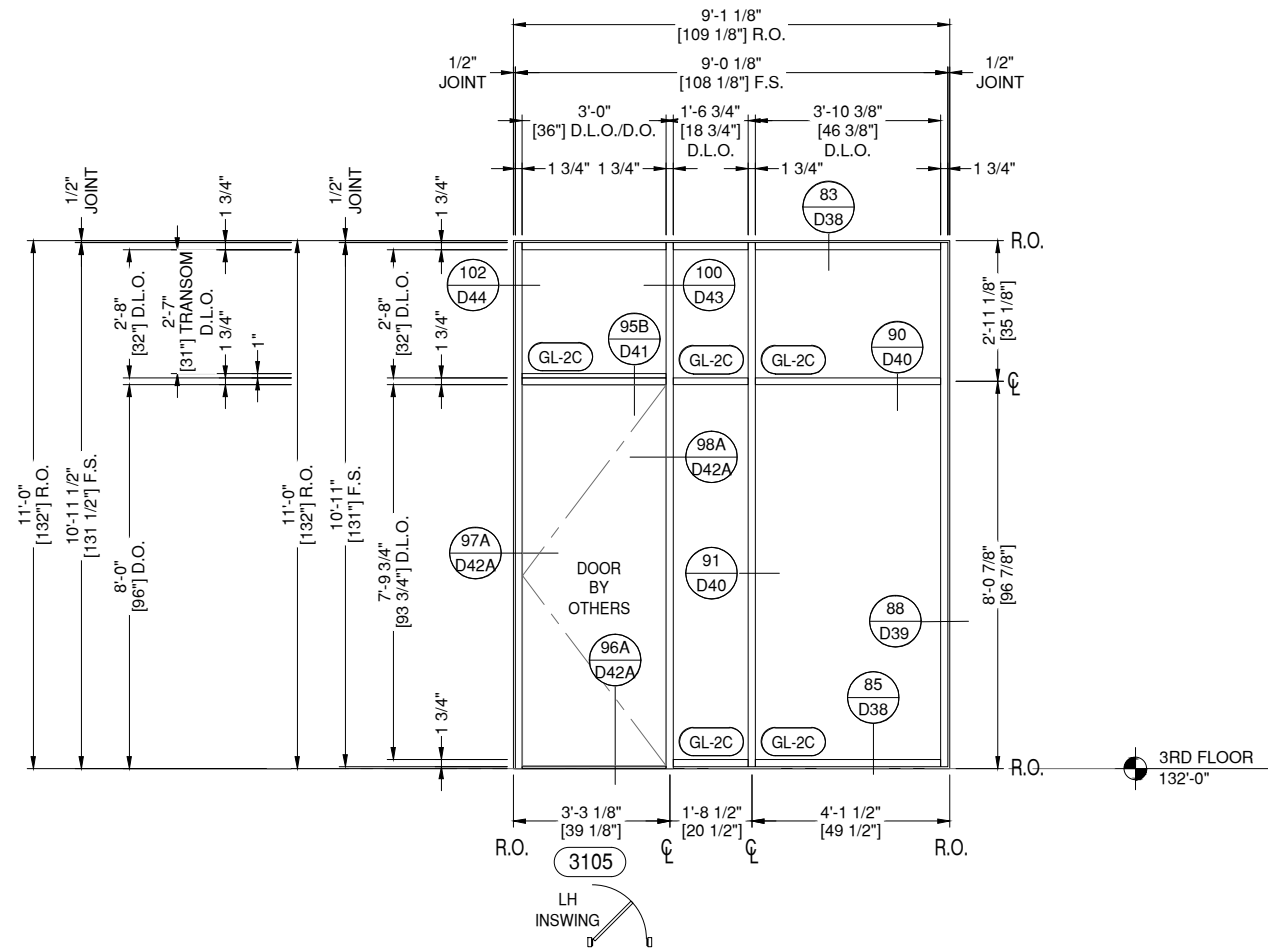
PROJECT NUMBER:
25-176E

PROJECT NAME:
COVINGTON CITY HALL

SHEET DESCRIPTION:
ELEVATIONS

SHEET:
E37

NOTE:
ALL DIMENSIONS TO BE FIELD
VERIFIED PRIOR TO FABRICATION



ISF13 ELEVATION ISF13
E37A DRAWING SCALE
24x36: 1/2" = 1'-0"
11x17: 1/4" = 1'-0"

THUS REQ'D: 1	ARCH. REF. A623	HW SET: N/A
OPP REQ'D: 0		
TOTAL REQ'D: 1		

TUBELITE E4500 STOREFRONT SYSTEM
WOOD DOORS BY OTHERS
FINISH: CLEAR ANODIZED

GLAZING CONTRACTOR

999 STREET, ST
CITY, STATE 99999
PH: 999.999.9999



www.MPDRAFTING.com
P: 248.522.7096
F: 248.522.7030

ARCHITECT:

BRANDSTETTER CARROLL INC
2360 CHAUVIN DRIVE
LEXINGTON, KY 40517
859.268.1933

STAMP AREA:

MOST RECENT REVISION 5	DATE 02.24.2026
---------------------------	--------------------

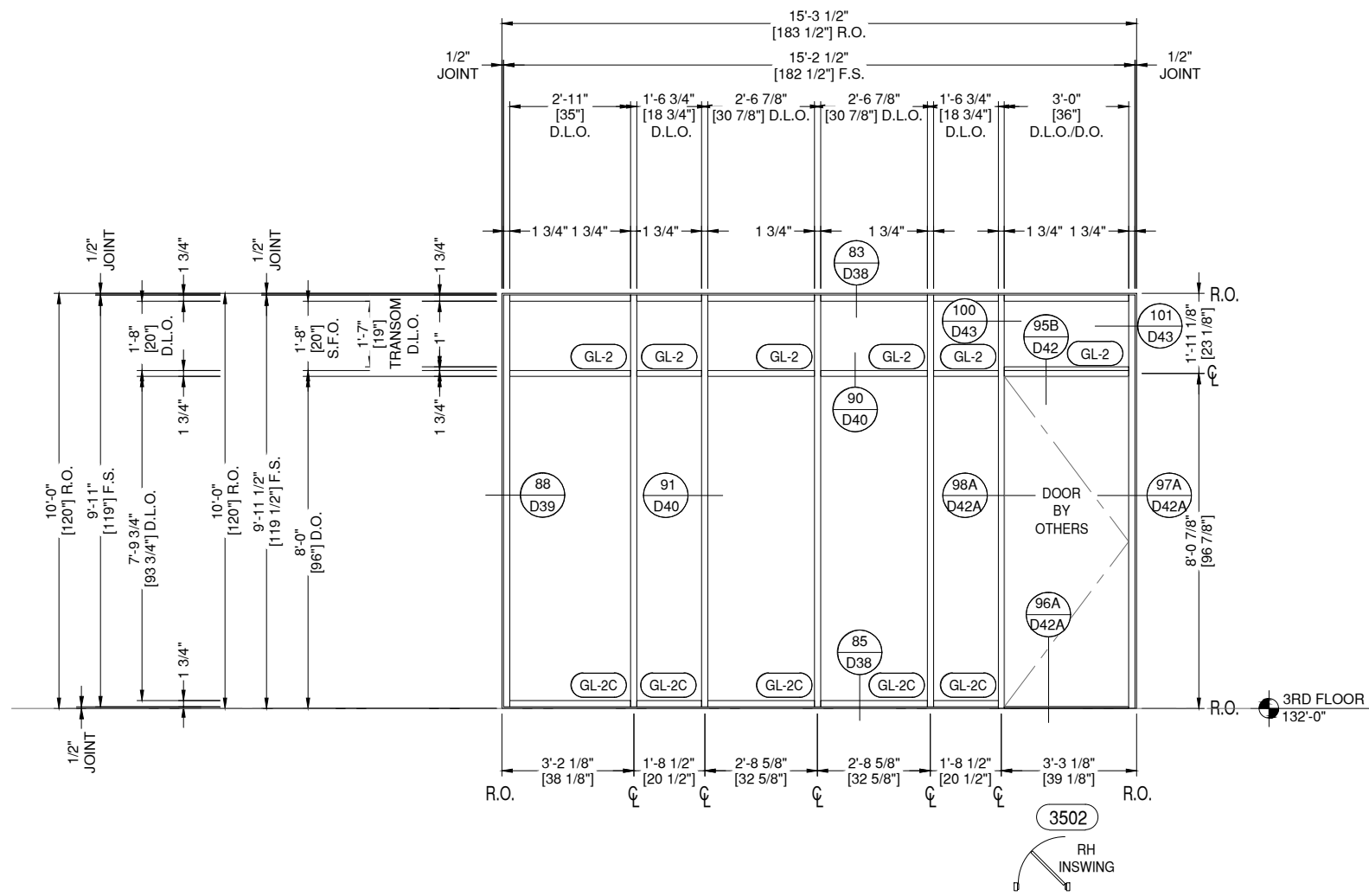
PROJECT NUMBER:
25-176E

PROJECT NAME:
COVINGTON CITY HALL

SHEET DESCRIPTION:
ELEVATIONS

SHEET:
E37A

NOTE:
ALL DIMENSIONS TO BE FIELD
VERIFIED PRIOR TO FABRICATION



ISF14 ELEVATION ISF14
E37B DRAWING SCALE
24x36: 1/2" = 1'-0"
11x17: 1/4" = 1'-0"

THUS REQ'D: 1	ARCH. REF. A623	HW SET: N/A
OPP REQ'D: 0		
TOTAL REQ'D: 1		

TUBELITE E4500 STOREFRONT SYSTEM
WOOD DOORS BY OTHERS
FINISH: CLEAR ANODIZED

GLAZING CONTRACTOR

999 STREET, ST
CITY, STATE 99999
PH: 999.999.9999

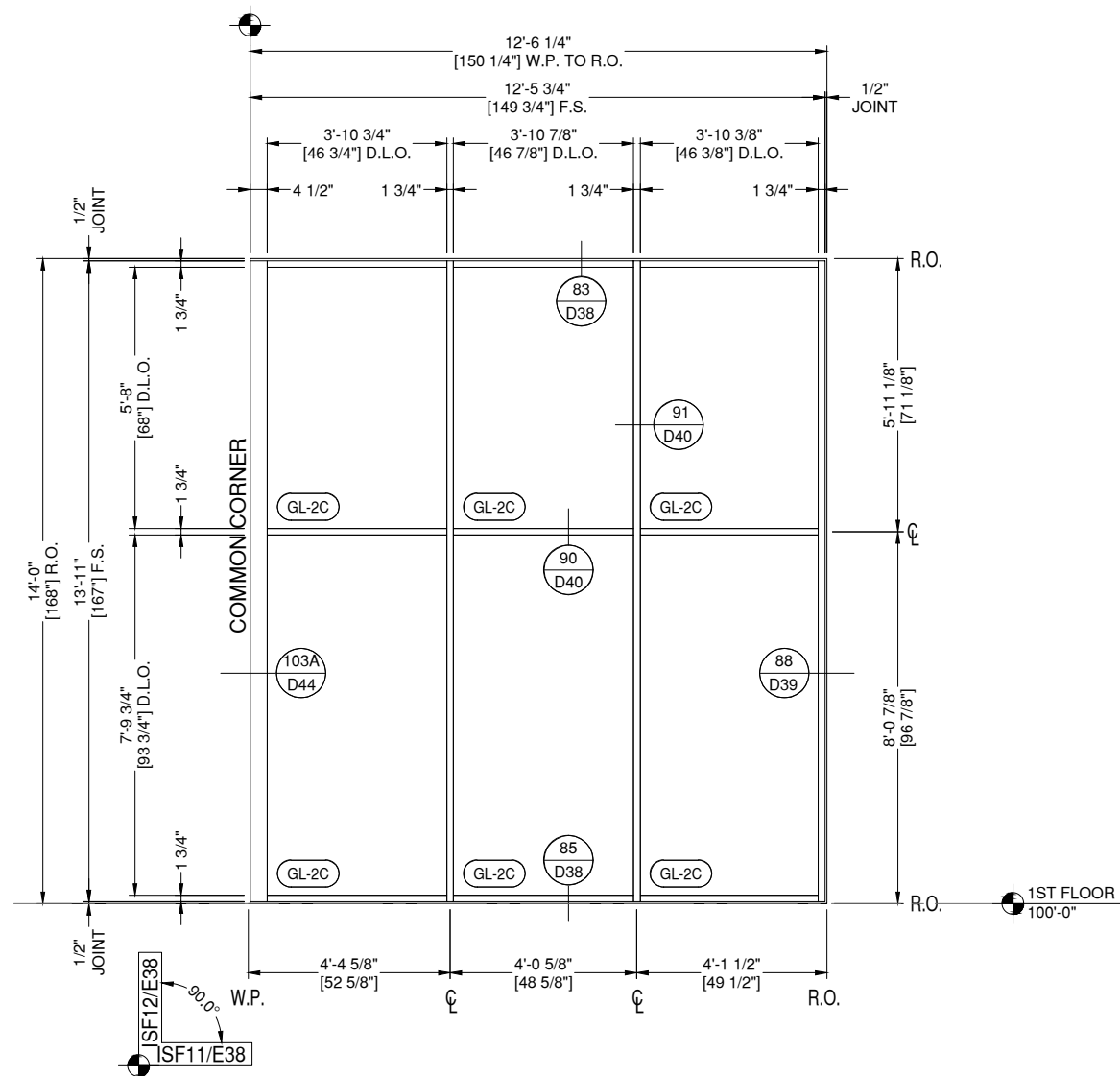
MP drafting & design
www.MPDRAFTING.com
P: 248.522.7096
F: 248.522.7030

ARCHITECT:
BRANDSTETTER CARROLL INC
2360 CHAUVIN DRIVE
LEXINGTON, KY 40517
859.268.1933

STAMP AREA:

MOST RECENT REVISION 5	DATE 02.24.2026
PROJECT NUMBER: 25-176E	
PROJECT NAME: COVINGTON CITY HALL	
SHEET DESCRIPTION: ELEVATIONS	
SHEET: E37B	

NOTE:
ALL DIMENSIONS TO BE FIELD
VERIFIED PRIOR TO FABRICATION

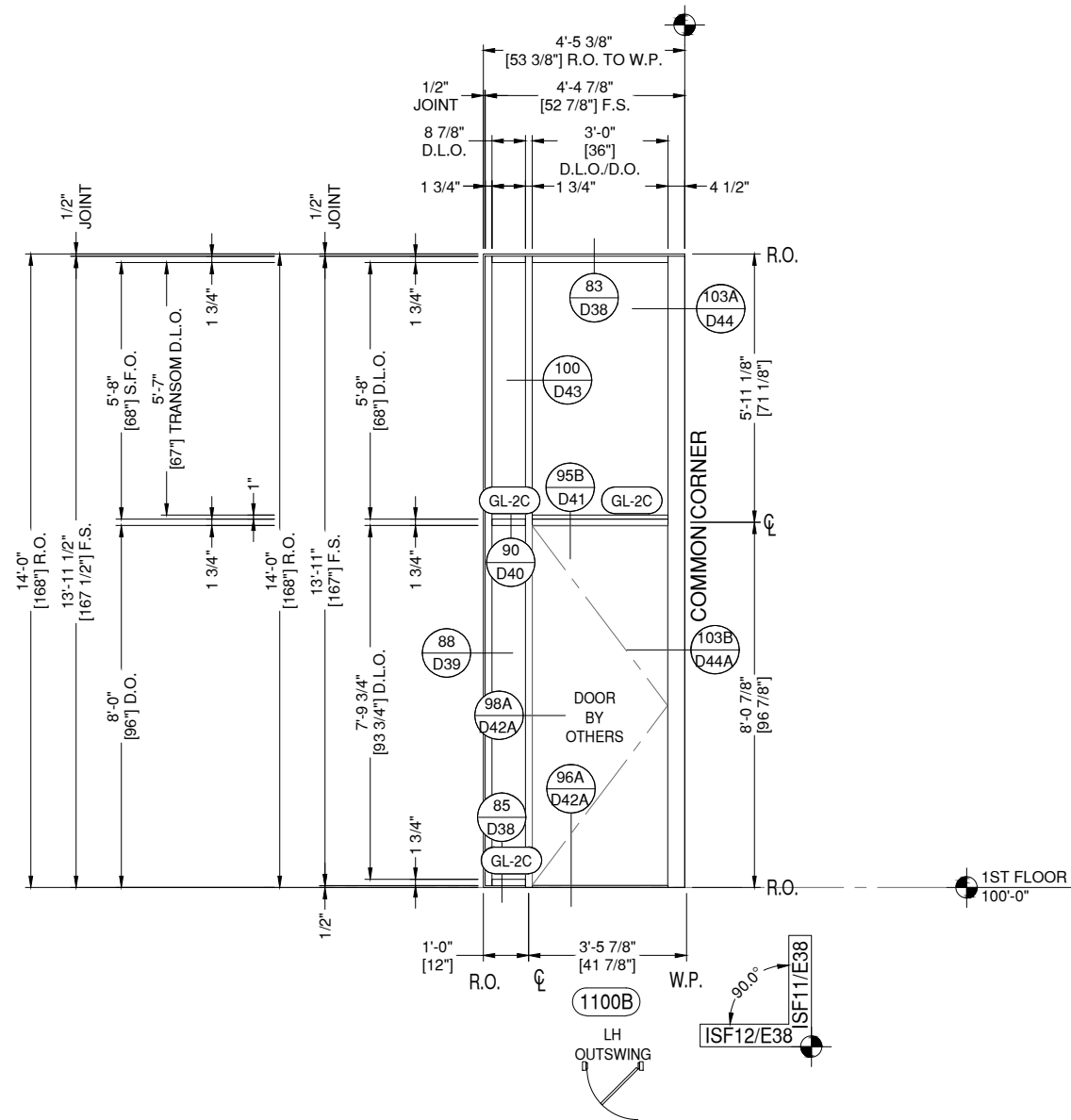


ISF11 ELEVATION ISF11
E38 DRAWING SCALE
24x36: 1/2" = 1'-0"
11x17: 1/4" = 1'-0"

THUS REQ'D: 1
OPP REQ'D: 0
TOTAL REQ'D: 1

ARCH. REF.
A623

TUBELITE E4500 STOREFRONT SYSTEM
FINISH: CLEAR ANODIZED



ISF12 ELEVATION ISF12
E38 DRAWING SCALE
24x36: 1/2" = 1'-0"
11x17: 1/4" = 1'-0"

THUS REQ'D: 1
OPP REQ'D: 0
TOTAL REQ'D: 1

ARCH. REF.
A623

HW SET:
N/A

TUBELITE E4500 STOREFRONT SYSTEM
WOOD DOORS BY OTHERS
FINISH: CLEAR ANODIZED

GLAZING CONTRACTOR

999 STREET, ST
CITY, STATE 99999
PH: 999.999.9999



www.MPDRAFTING.com
P: 248.522.7096
F: 248.522.7030

ARCHITECT:

BRANDSTETTER CARROLL INC
2360 CHAUVIN DRIVE
LEXINGTON, KY 40517
859.268.1933

STAMP AREA:

MOST RECENT REVISION: 5
DATE: 02.24.2026

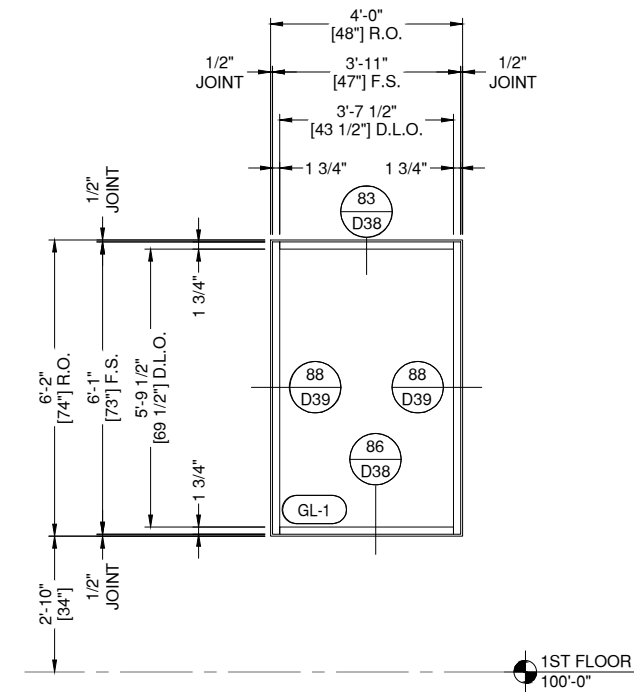
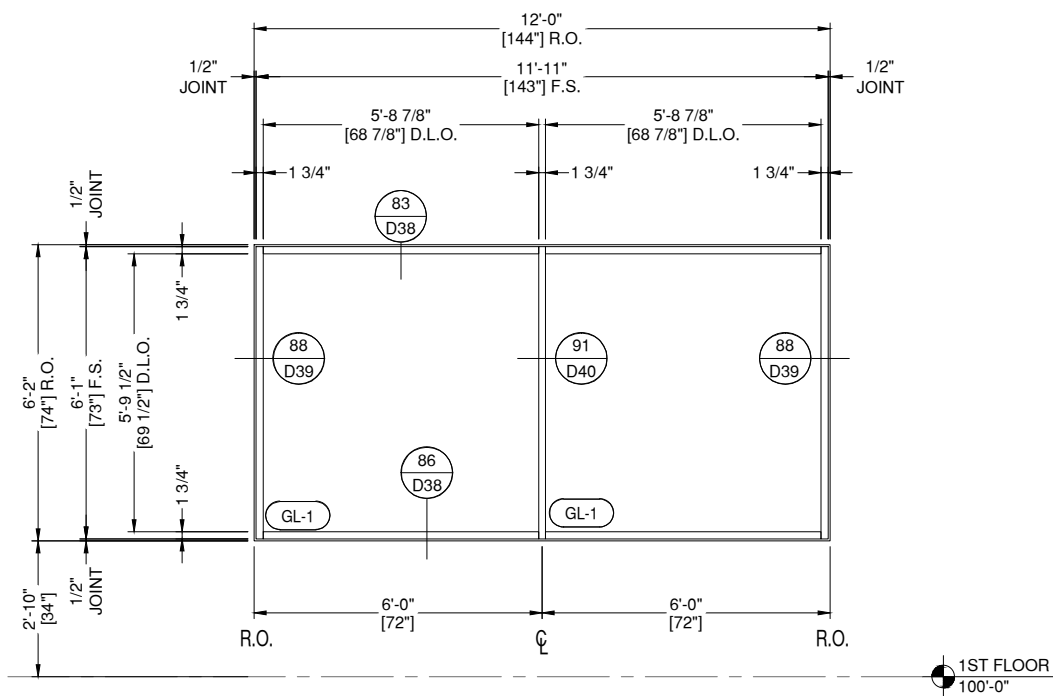
PROJECT NUMBER:
25-176E

PROJECT NAME:
COVINGTON CITY HALL

SHEET DESCRIPTION:
ELEVATIONS

SHEET:
E38

NOTE:
ALL DIMENSIONS TO BE FIELD
VERIFIED PRIOR TO FABRICATION

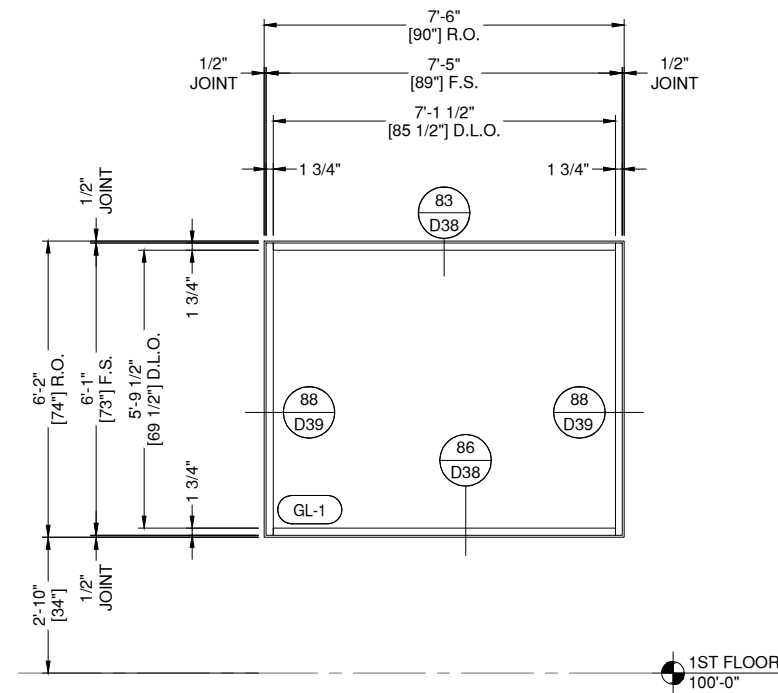


ISF15 ELEVATION ISF15
E39 DRAWING SCALE
24x36: 1/2" = 1'-0"
11x17: 1/4" = 1'-0"

THUS REQ'D:	1
OPP REQ'D:	0
TOTAL REQ'D:	1

ARCH. REF.
A623

TUBELITE E4500 STOREFRONT SYSTEM
FINISH: CLEAR ANODIZED



ISF16 ELEVATION ISF16
E39 DRAWING SCALE
24x36: 1/2" = 1'-0"
11x17: 1/4" = 1'-0"

THUS REQ'D:	1
OPP REQ'D:	0
TOTAL REQ'D:	1

ARCH. REF.
A623

TUBELITE E4500 STOREFRONT SYSTEM
FINISH: CLEAR ANODIZED

ISF17 ELEVATION ISF17
E39 DRAWING SCALE
24x36: 1/2" = 1'-0"
11x17: 1/4" = 1'-0"

THUS REQ'D:	1
OPP REQ'D:	0
TOTAL REQ'D:	1

ARCH. REF.
A623

TUBELITE E4500 STOREFRONT SYSTEM
FINISH: CLEAR ANODIZED

GLAZING CONTRACTOR

999 STREET, ST
CITY, STATE 99999
PH: 999.999.9999



www.MPDRAFTING.com
P: 248.522.7096
F: 248.522.7030

ARCHITECT:

BRANDSTETTER CARROLL INC

2360 CHAUVIN DRIVE
LEXINGTON, KY 40517
859.268.1933

STAMP AREA:

MOST RECENT REVISION	DATE
5	02.24.2026

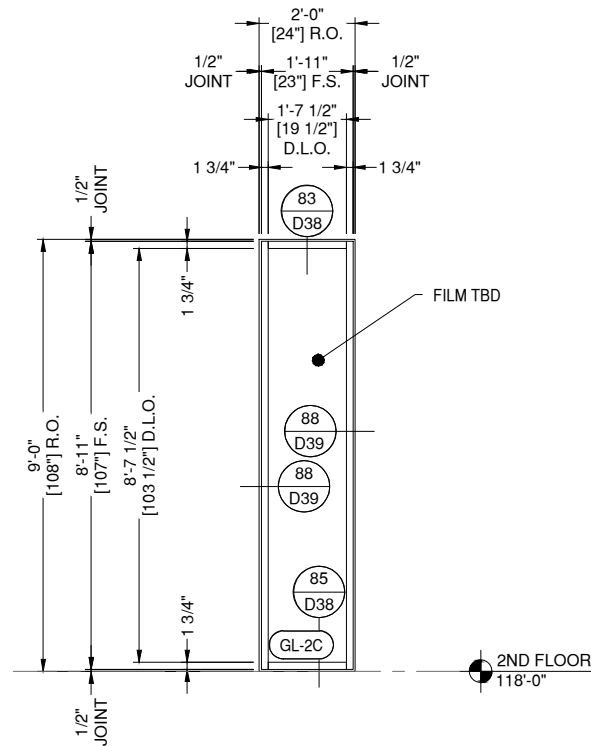
PROJECT NUMBER:
25-176E

PROJECT NAME:
COVINGTON CITY HALL

SHEET DESCRIPTION:
ELEVATIONS

SHEET:
E39

NOTE:
ALL DIMENSIONS TO BE FIELD
VERIFIED PRIOR TO FABRICATION

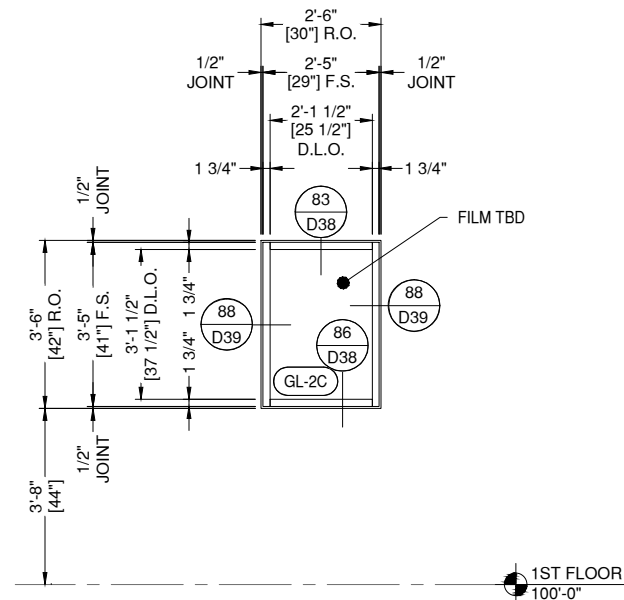


ISF18 ELEVATION ISF18
E40 DRAWING SCALE

24x36: 1/2" = 1'-0"
11x17: 1/4" = 1'-0"

THUS REQ'D:	4	ARCH. REF.	A623
OPP REQ'D:	0		
TOTAL REQ'D:	4		

TUBELITE E4500 STOREFRONT SYSTEM
FINISH: CLEAR ANODIZED

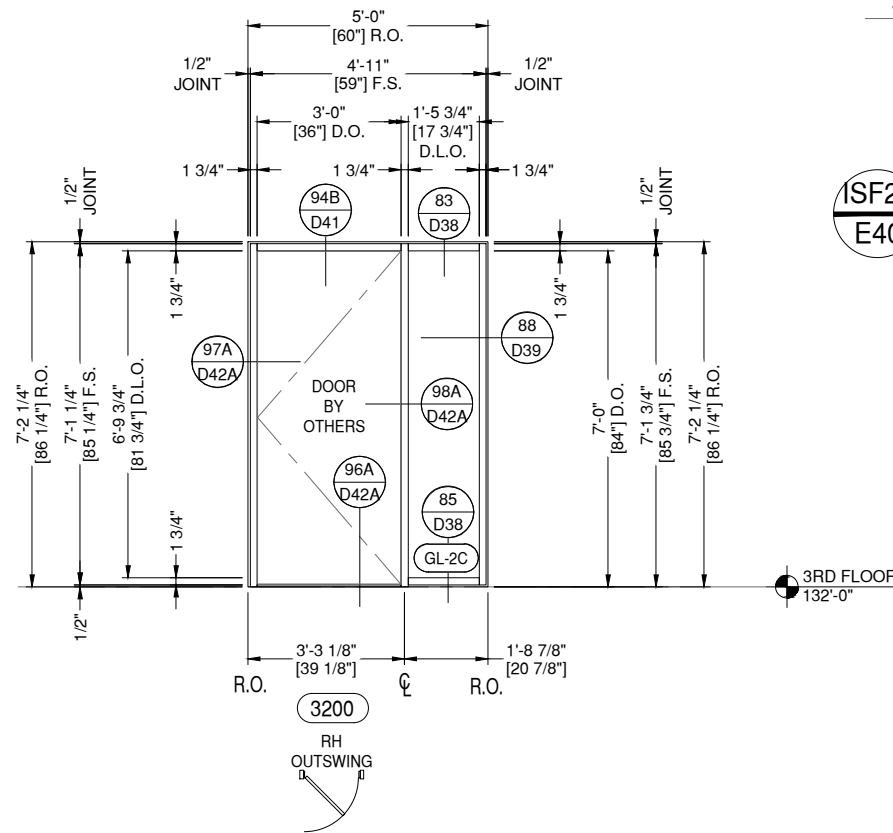


ISF20 ELEVATION ISF20
E40 DRAWING SCALE

24x36: 1/2" = 1'-0"
11x17: 1/4" = 1'-0"

THUS REQ'D:	1	ARCH. REF.	A623
OPP REQ'D:	0		
TOTAL REQ'D:	1		

TUBELITE E4500 STOREFRONT SYSTEM
FINISH: CLEAR ANODIZED



ISF19 ELEVATION ISF19
E40 DRAWING SCALE

24x36: 1/2" = 1'-0"
11x17: 1/4" = 1'-0"

THUS REQ'D:	1	ARCH. REF.	A623
OPP REQ'D:	0		
TOTAL REQ'D:	1		

TUBELITE E4500 STOREFRONT SYSTEM
WOOD DOORS BY OTHERS
FINISH: CLEAR ANODIZED

GLAZING CONTRACTOR

999 STREET, ST
CITY, STATE 99999
PH: 999.999.9999



www.MPDRAFTING.com

P: 248.522.7096
F: 248.522.7030

ARCHITECT:

BRANDSTETTER CARROLL INC

2360 CHAUVIN DRIVE
LEXINGTON, KY 40517
859.268.1933

STAMP AREA:

MOST RECENT REVISION	DATE
5	02.24.2026

PROJECT NUMBER:
25-176E

PROJECT NAME:
COVINGTON CITY HALL

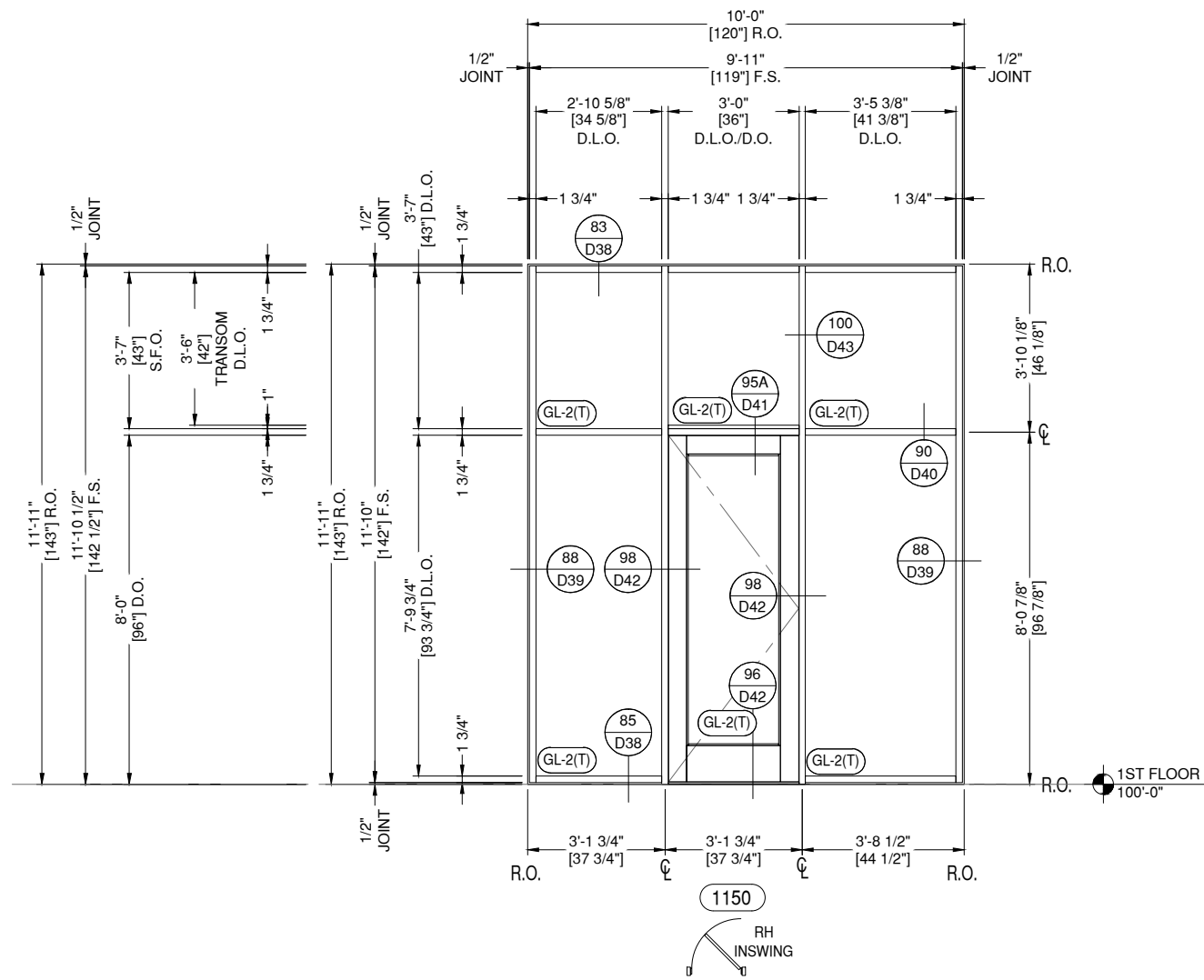
SHEET DESCRIPTION:
ELEVATIONS

SHEET:
E40

NOTE:
ALL DIMENSIONS TO BE FIELD
VERIFIED PRIOR TO FABRICATION



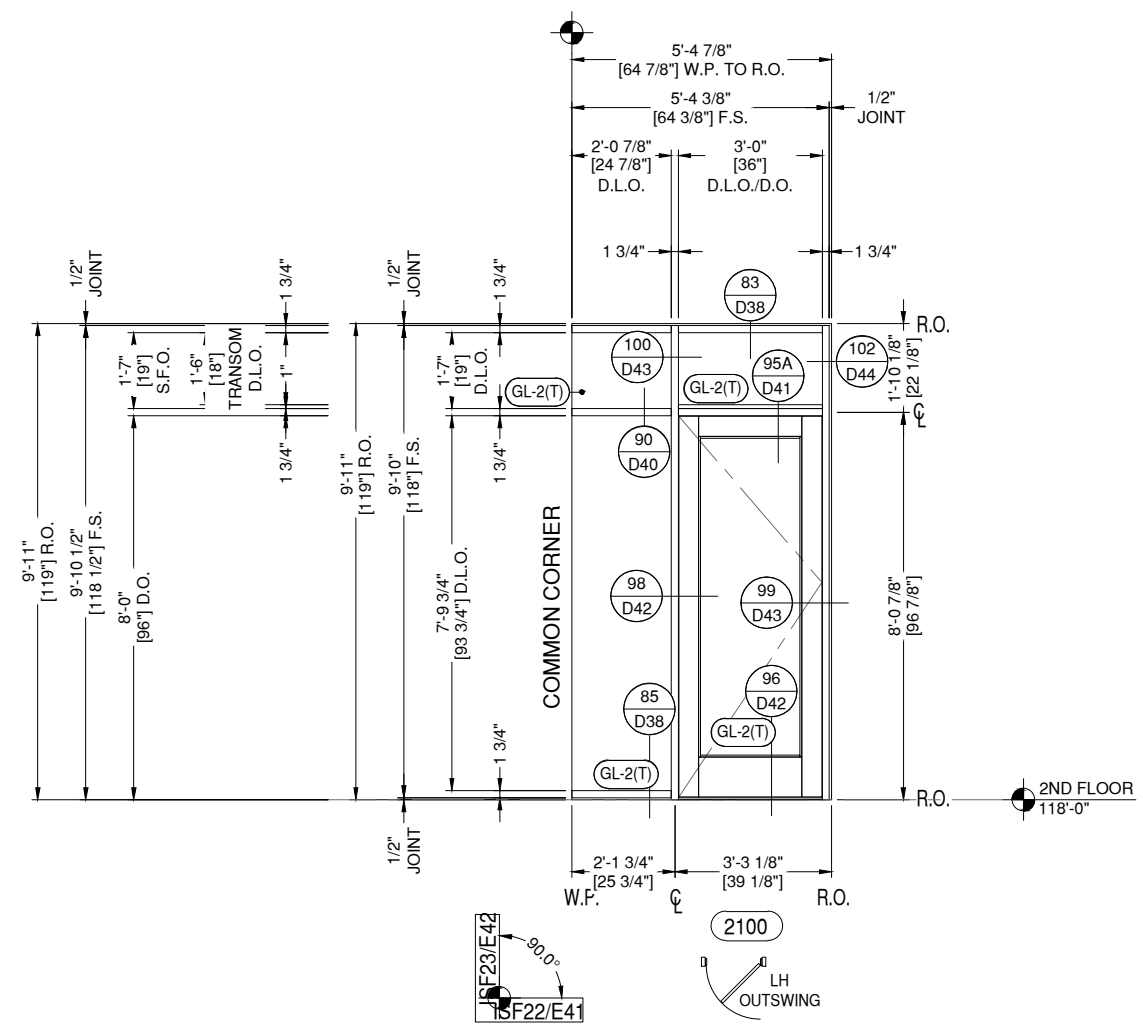
ARCHITECT NOTE:
PLEASE CONFIRM THE R.O. LENGTH -
CONFLICTS WITH ARCHITECTURALS



ISF21 ELEVATION ISF21
E41 DRAWING SCALE
24x36: 1/2" = 1'-0"
11x17: 1/4" = 1'-0"

THUS REQ'D:	1	ARCH. REF.	A623	HW SET:	E-03
OPP REQ'D:	0				
TOTAL REQ'D:	1				

TUBELITE E4500 STOREFRONT SYSTEM
TUBELITE WIDE STILE
FINISH: CLEAR ANODIZED



ISF22 ELEVATION ISF22
E41 DRAWING SCALE
24x36: 1/2" = 1'-0"
11x17: 1/4" = 1'-0"

THUS REQ'D:	1	ARCH. REF.	A623	HW SET:	E-24
OPP REQ'D:	0				
TOTAL REQ'D:	1				

TUBELITE E4500 STOREFRONT SYSTEM
TUBELITE WIDE STILE
FINISH: CLEAR ANODIZED

GLAZING CONTRACTOR

999 STREET, ST
CITY, STATE 99999
PH: 999.999.9999



www.MPDRAFTING.com
P: 248.522.7096
F: 248.522.7030

ARCHITECT:

BRANDSTETTER CARROLL INC
2360 CHAUVIN DRIVE
LEXINGTON, KY 40517
859.268.1933

STAMP AREA:

MOST RECENT REVISION	DATE
5	02.24.2026

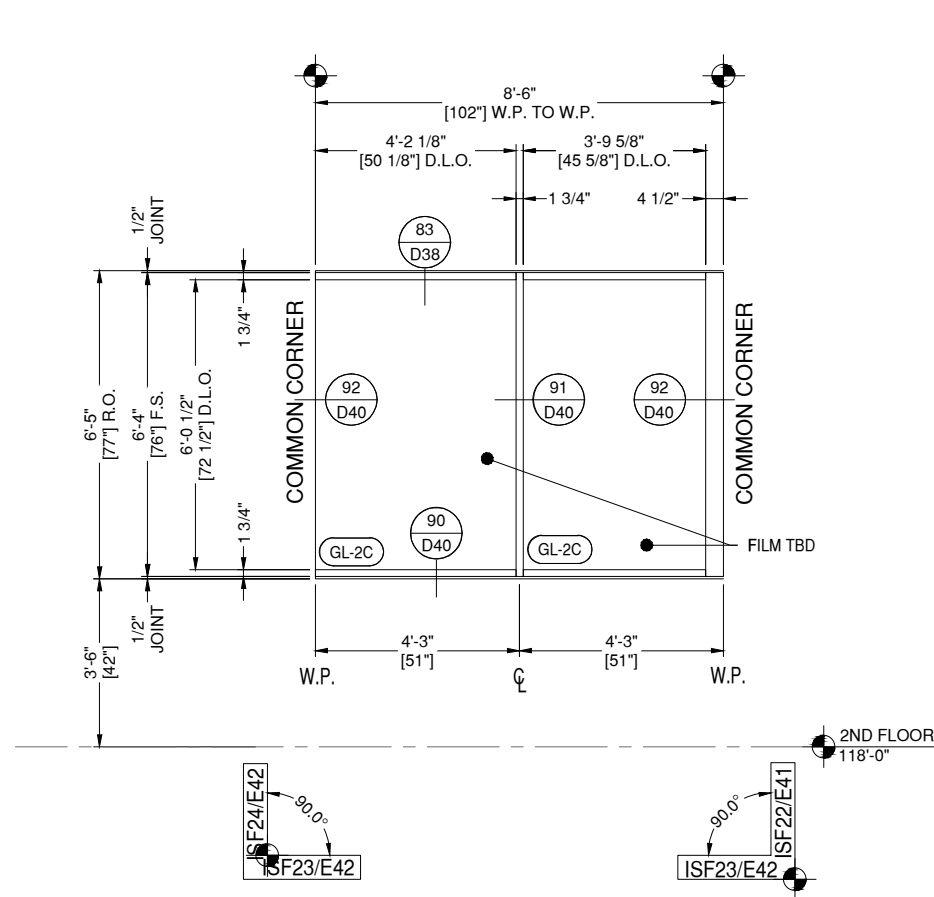
PROJECT NUMBER:
25-176E

PROJECT NAME:
COVINGTON CITY HALL

SHEET DESCRIPTION:
ELEVATIONS

SHEET:
E41

NOTE:
ALL DIMENSIONS TO BE FIELD
VERIFIED PRIOR TO FABRICATION



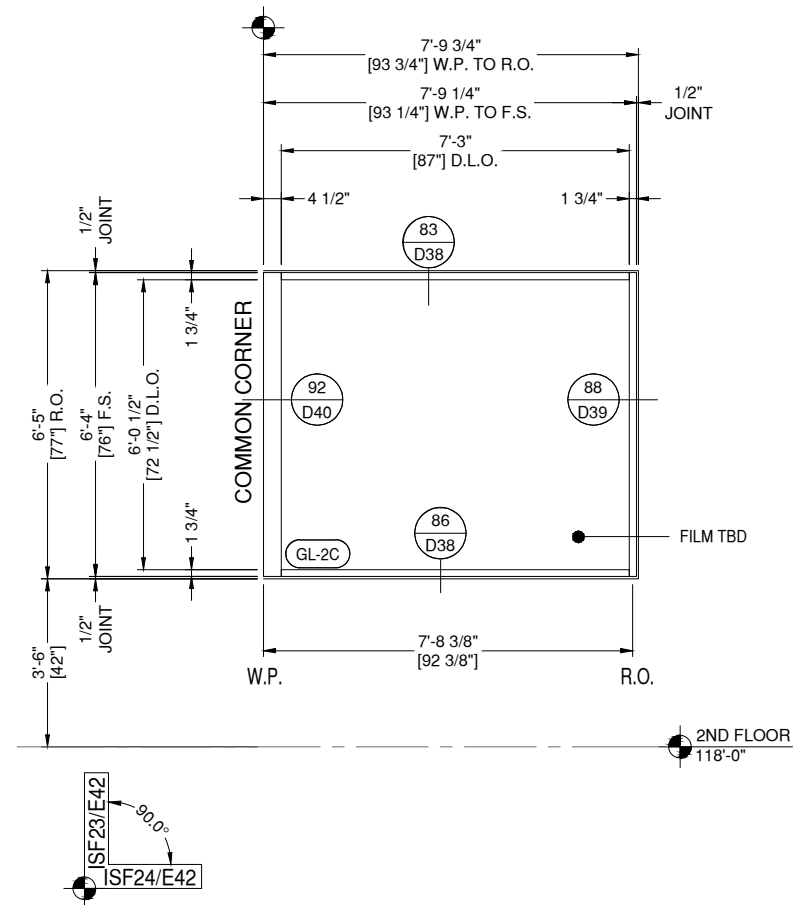
ISF23 ELEVATION ISF23
E42

DRAWING SCALE
24x36: 1/2" = 1'-0"
11x17: 1/4" = 1'-0"

THUS REQ'D:	1
OPP REQ'D:	0
TOTAL REQ'D:	1

ARCH. REF.
A623

TUBELITE E4500 STOREFRONT SYSTEM
FINISH: CLEAR ANODIZED



ISF24 ELEVATION ISF24
E42

DRAWING SCALE
24x36: 1/2" = 1'-0"
11x17: 1/4" = 1'-0"

THUS REQ'D:	1
OPP REQ'D:	0
TOTAL REQ'D:	1

ARCH. REF.
A623

TUBELITE E4500 STOREFRONT SYSTEM
FINISH: CLEAR ANODIZED

GLAZING CONTRACTOR

999 STREET, ST
CITY, STATE 99999
PH: 999.999.9999

MP drafting
& design

www.MPDRAFTING.com
P: 248.522.7096
F: 248.522.7030

ARCHITECT:

BRANDSTETTER CARROLL INC
2360 CHAUVIN DRIVE
LEXINGTON, KY 40517
859.268.1933

STAMP AREA:

MOST RECENT REVISION 5	DATE 02.24.2026
---------------------------	--------------------

PROJECT NUMBER:
25-176E

PROJECT NAME:
COVINGTON CITY HALL

SHEET DESCRIPTION:
ELEVATIONS

SHEET:
E42

NOTE:
ALL DIMENSIONS TO BE FIELD
VERIFIED PRIOR TO FABRICATION

GLAZING CONTRACTOR

999 STREET, ST
CITY, STATE 99999
PH: 999.999.9999

MP drafting
& design

www.MPDRAFTING.com

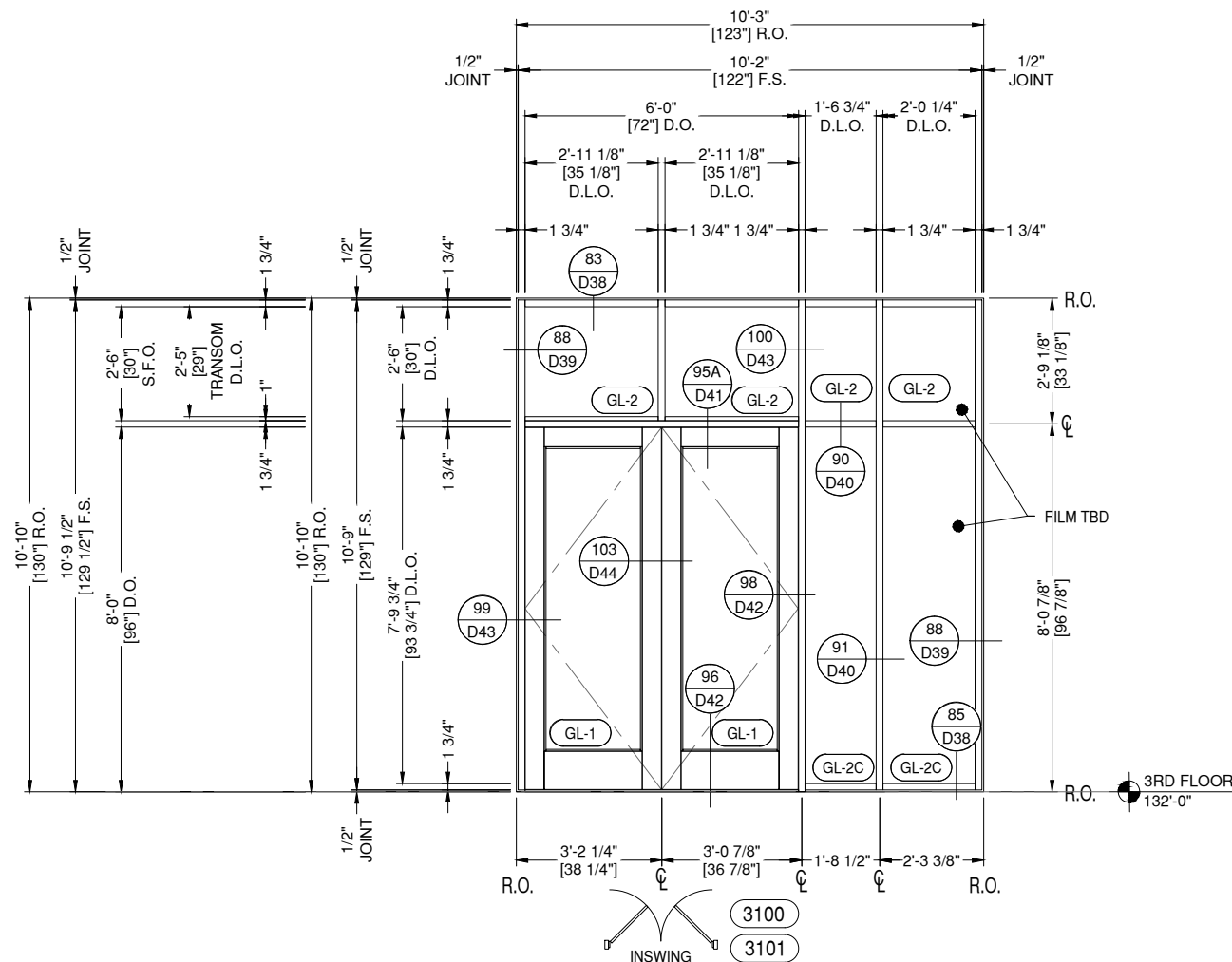
P: 248.522.7096
F: 248.522.7030

ARCHITECT:

BRANDSTETTER CARROLL INC

2360 CHAUVIN DRIVE
LEXINGTON, KY 40517
859.268.1933

STAMP AREA:



(ISF26) ELEVATION ISF26

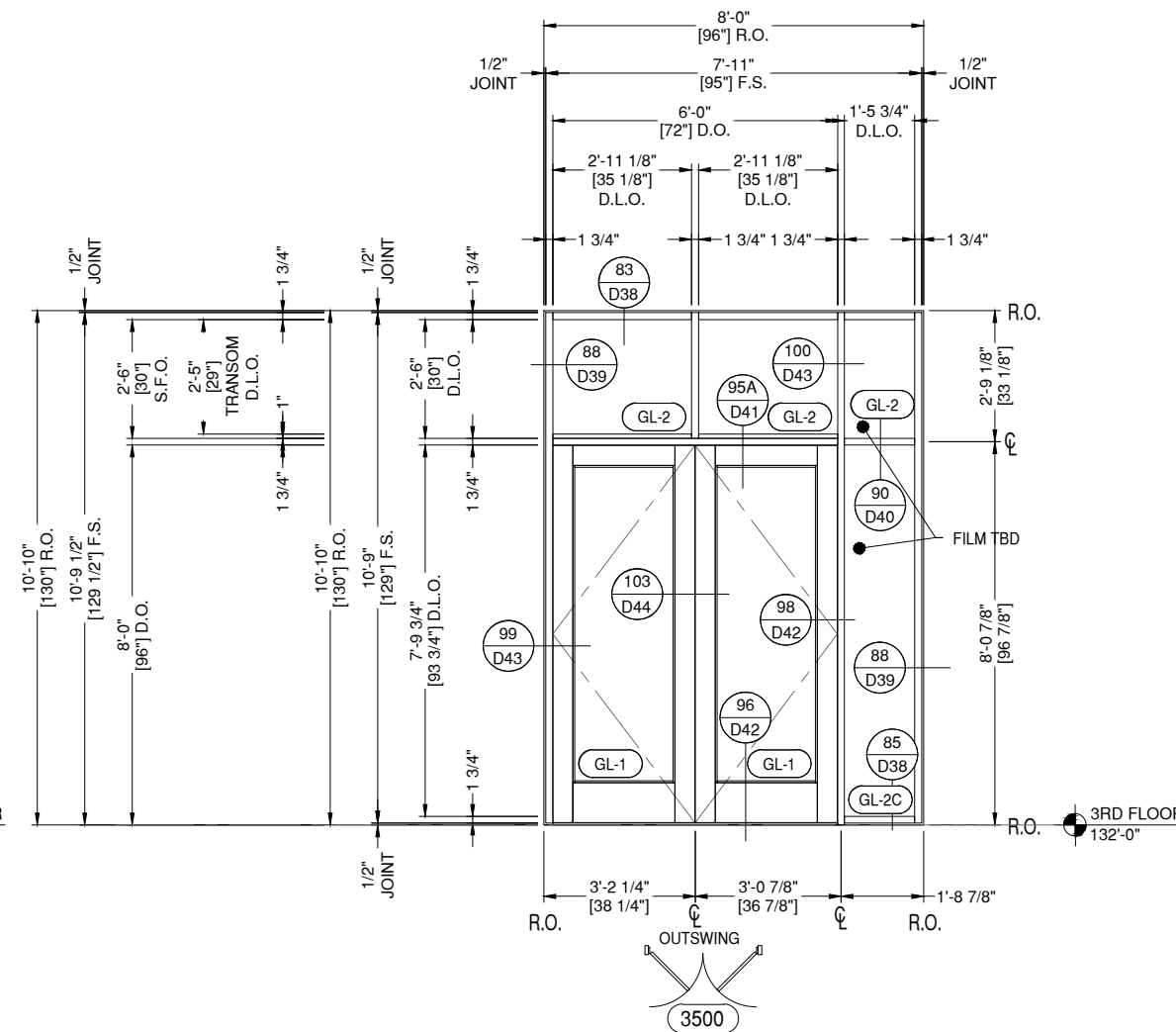
E43 DRAWING SCALE
24x36: 1/2" = 1'-0"
11x17: 1/4" = 1'-0"

THUS REQD: 1
OPP REQD: 0
TOTAL REQD: 1

ARCH. REF.
A623

HW SET:
E-03.2

TUBELITE E4500 STOREFRONT SYSTEM
TUBELITE WIDE STILE
FINISH: CLEAR ANODIZED



(ISF28) ELEVATION ISF28

E43 DRAWING SCALE
24x36: 1/2" = 1'-0"
11x17: 1/4" = 1'-0"

THUS REQD: 1
OPP REQD: 0
TOTAL REQD: 1

ARCH. REF.
A623

HW SET:
E-34

TUBELITE E4500 STOREFRONT SYSTEM
TUBELITE WIDE STILE
FINISH: CLEAR ANODIZED

MOST RECENT REVISION 5	DATE 02.24.2026
---------------------------	--------------------

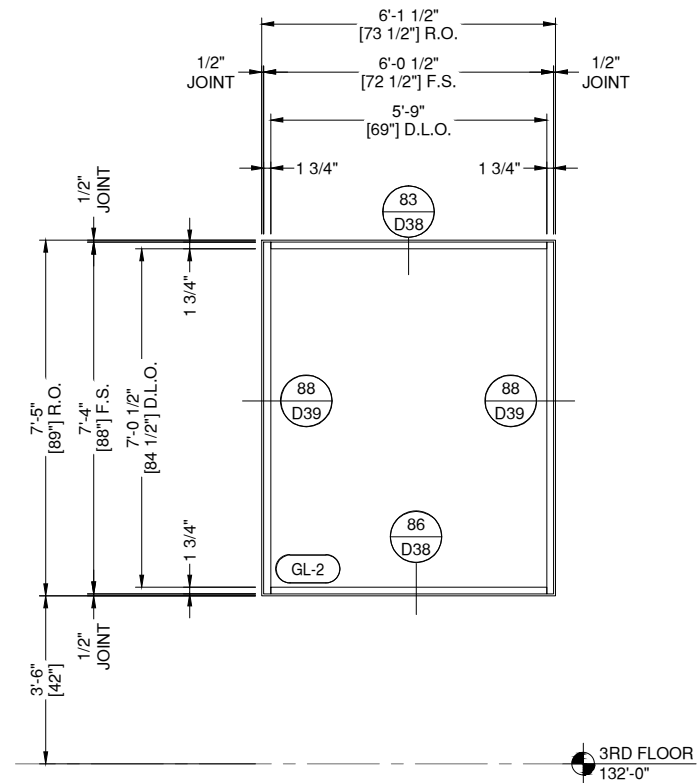
PROJECT NUMBER:
25-176E

PROJECT NAME:
COVINGTON CITY HALL

SHEET DESCRIPTION:
ELEVATIONS

SHEET:
E43

NOTE:
ALL DIMENSIONS TO BE FIELD
VERIFIED PRIOR TO FABRICATION



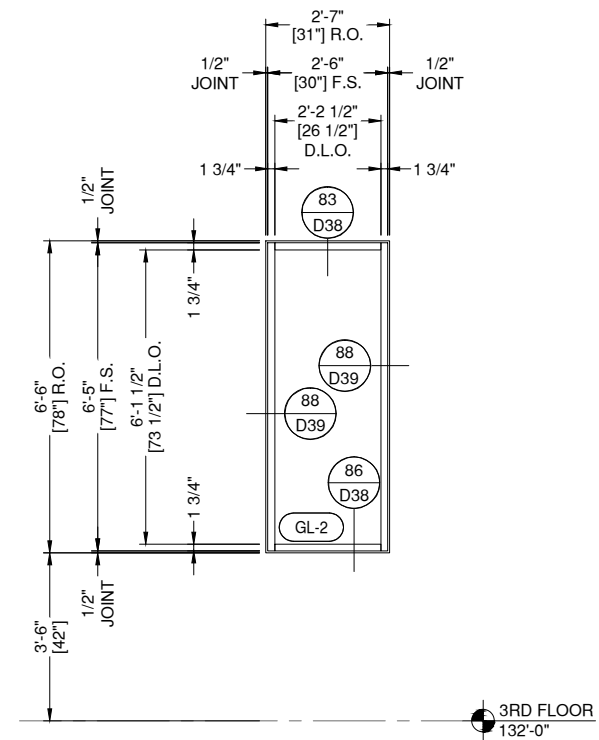
ISF29 ELEVATION ISF29
E44 DRAWING SCALE

24x36: 1/2" = 1'-0"
11x17: 1/4" = 1'-0"

THUS REQ'D:	1
OPP REQ'D:	0
TOTAL REQ'D:	1

ARCH. REF.
8/A624

TUBELITE E4500 STOREFRONT SYSTEM
FINISH: CLEAR ANODIZED



ISF30 ELEVATION ISF30
E44 DRAWING SCALE

24x36: 1/2" = 1'-0"
11x17: 1/4" = 1'-0"

THUS REQ'D:	4
OPP REQ'D:	0
TOTAL REQ'D:	4

ARCH. REF.
6/A624

TUBELITE E4500 STOREFRONT SYSTEM
FINISH: CLEAR ANODIZED

GLAZING CONTRACTOR

999 STREET, ST
CITY, STATE 99999
PH: 999.999.9999



www.MPDRAFTING.com
P: 248.522.7096
F: 248.522.7030

ARCHITECT:

BRANDSTETTER CARROLL INC
2360 CHAUVIN DRIVE
LEXINGTON, KY 40517
859.268.1933

STAMP AREA:

MOST RECENT REVISION	DATE
5	02.24.2026

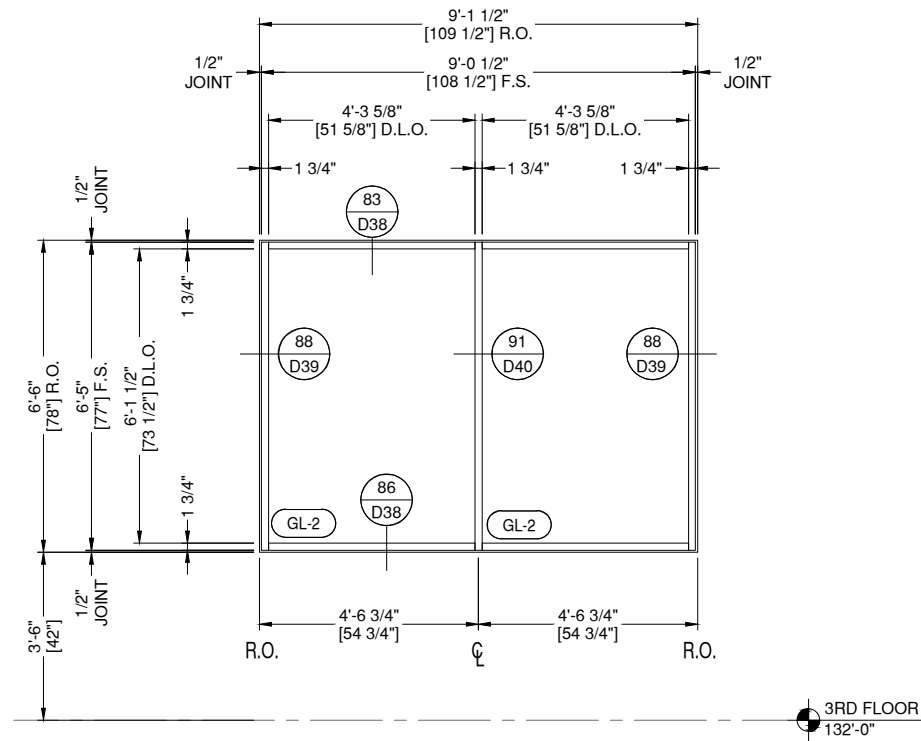
PROJECT NUMBER:
25-176E

PROJECT NAME:
COVINGTON CITY HALL

SHEET DESCRIPTION:
ELEVATIONS

SHEET:
E44

NOTE:
ALL DIMENSIONS TO BE FIELD
VERIFIED PRIOR TO FABRICATION



ISF31 ELEVATION ISF31
E45 DRAWING SCALE
24x36: 1/2" = 1'-0"
11x17: 1/4" = 1'-0"

THUS REQ'D:	5	ARCH. REF. 5/A623
OPP REQ'D:	0	
TOTAL REQ'D:	5	

TUBELITE E4500 STOREFRONT SYSTEM
FINISH: CLEAR ANODIZED

GLAZING CONTRACTOR

999 STREET, ST
CITY, STATE 99999
PH: 999.999.9999



www.MPDRAFTING.com
P: 248.522.7096
F: 248.522.7030

ARCHITECT:

BRANDSTETTER CARROLL INC
2360 CHAUVIN DRIVE
LEXINGTON, KY 40517
859.268.1933

STAMP AREA:

MOST RECENT REVISION	DATE
5	02.24.2026

PROJECT NUMBER:
25-176E

PROJECT NAME:
COVINGTON CITY HALL

SHEET DESCRIPTION:
ELEVATIONS

SHEET:
E45

NOTE:
ALL DIMENSIONS TO BE FIELD
VERIFIED PRIOR TO FABRICATION

GLAZING CONTRACTOR

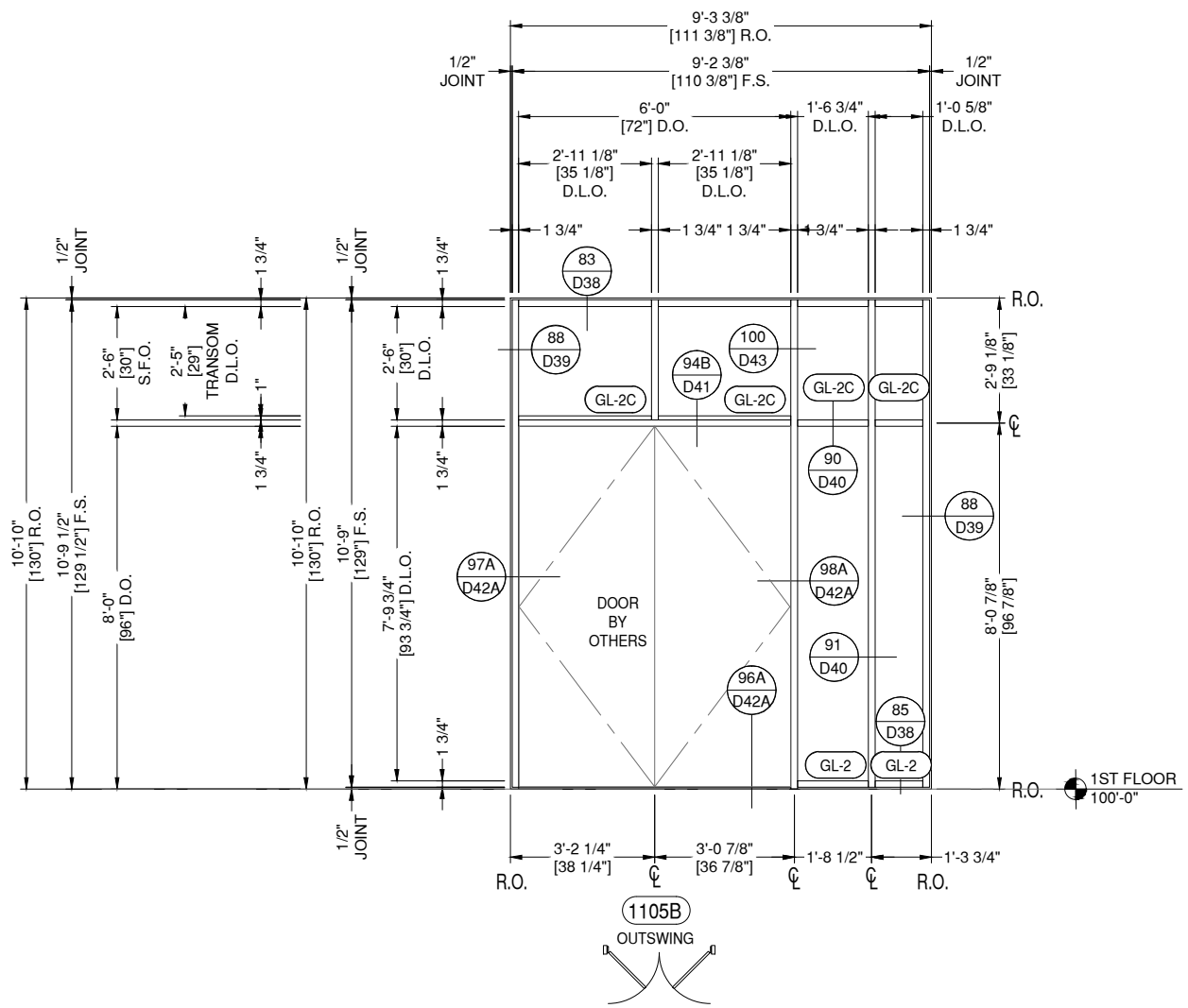
999 STREET, ST
CITY, STATE 99999
PH: 999.999.9999

MP drafting
& design
www.MPDRAFTING.com
P: 248.522.7096
F: 248.522.7030

ARCHITECT:

BRANDSTETTER CARROLL INC
2360 CHAUVIN DRIVE
LEXINGTON, KY 40517
859.268.1933

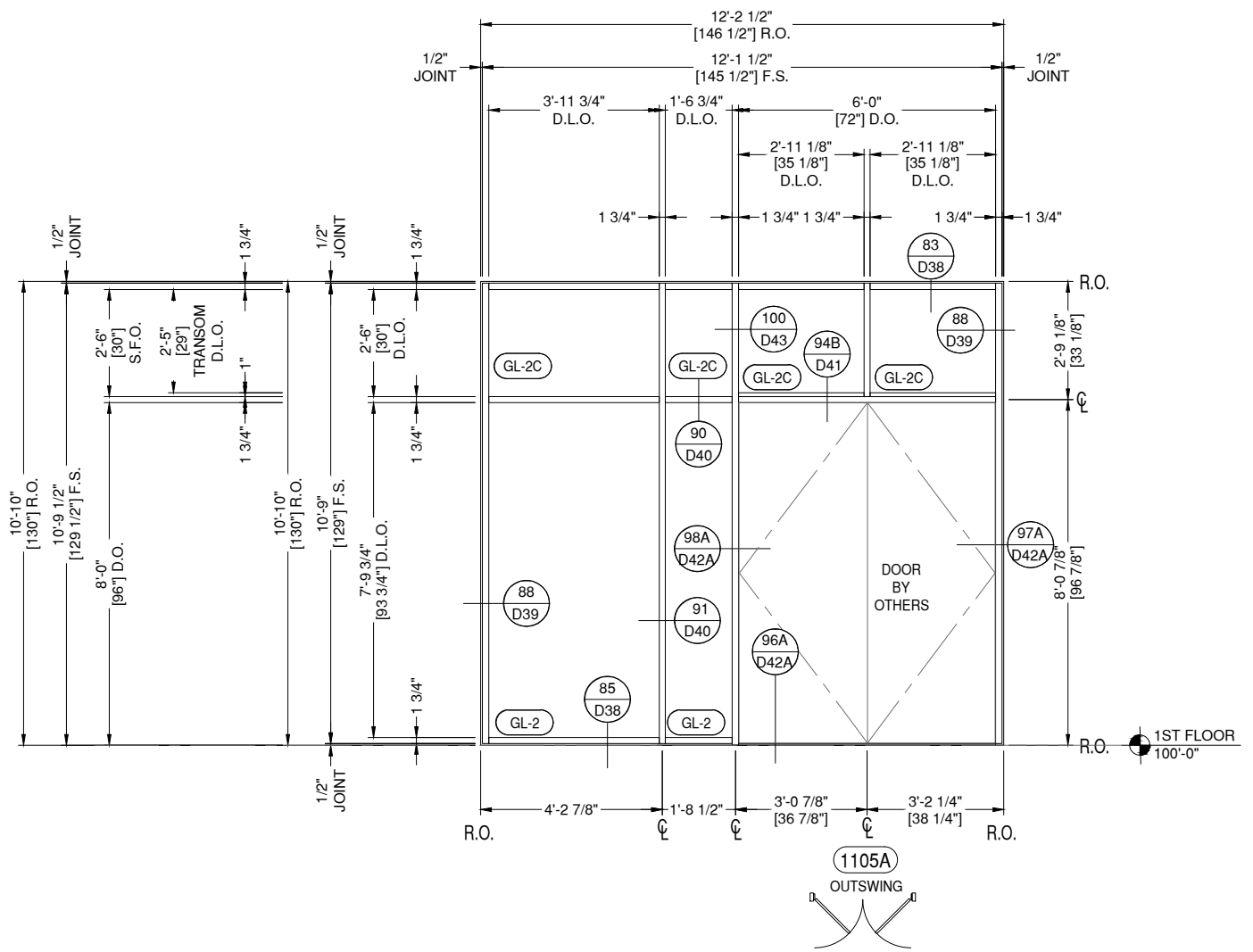
STAMP AREA:



ISF32 ELEVATION ISF32
E46 DRAWING SCALE
24x36: 1/2" = 1'-0"
11x17: 1/4" = 1'-0"

THUS REQ'D:	1	ARCH. REF.	A624	HW SET:	N/A
OPP REQ'D:	0				
TOTAL REQ'D:	1				

TUBELITE E4500 STOREFRONT SYSTEM
WOOD DOOR BY OTHERS
FINISH: CLEAR ANODIZED



ISF33 ELEVATION ISF33
E46 DRAWING SCALE
24x36: 1/2" = 1'-0"
11x17: 1/4" = 1'-0"

THUS REQ'D:	1	ARCH. REF.	A624	HW SET:	N/A
OPP REQ'D:	0				
TOTAL REQ'D:	1				

TUBELITE E4500 STOREFRONT SYSTEM
WOOD DOOR BY OTHERS
FINISH: CLEAR ANODIZED

MOST RECENT REVISION	DATE
5	02.24.2026

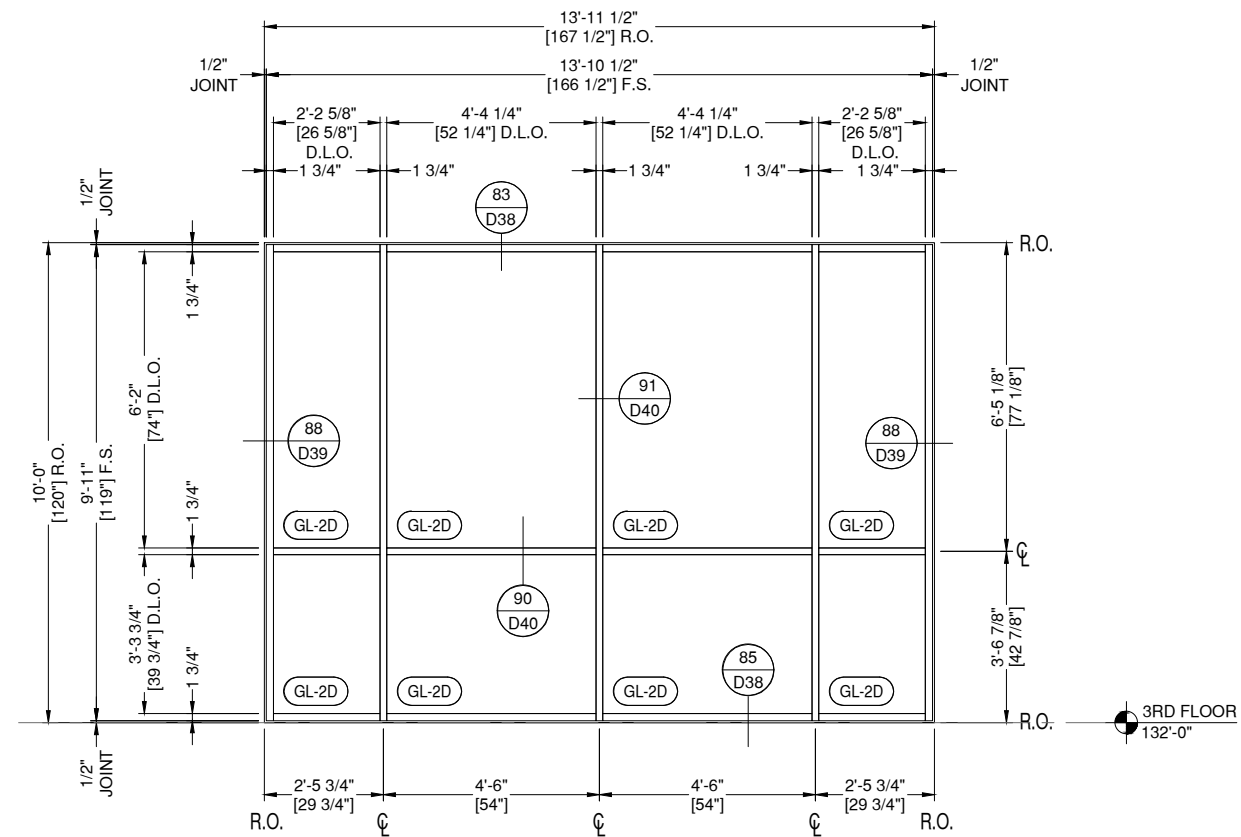
PROJECT NUMBER:
25-176E

PROJECT NAME:
COVINGTON CITY HALL

SHEET DESCRIPTION:
ELEVATIONS

SHEET:
E46

NOTE:
ALL DIMENSIONS TO BE FIELD
VERIFIED PRIOR TO FABRICATION



ISF44 ELEVATION ISF44
E47

DRAWING SCALE
24x36: 1/2" = 1'-0"
11x17: 1/4" = 1'-0"

THUS REQ'D:	1
OPP REQ'D:	0
TOTAL REQ'D:	1

ARCH. REF.
A624

TUBELITE E4500 STOREFRONT SYSTEM
FINISH: CLEAR ANODIZED

GLAZING CONTRACTOR

999 STREET, ST
CITY, STATE 99999
PH: 999.999.9999

MP drafting
& design

www.MPDRAFTING.com
P: 248.522.7096
F: 248.522.7030

ARCHITECT:

BRANDSTETTER CARROLL INC
2360 CHAUVIN DRIVE
LEXINGTON, KY 40517
859.268.1933

STAMP AREA:

MOST RECENT REVISION	DATE
5	02.24.2026

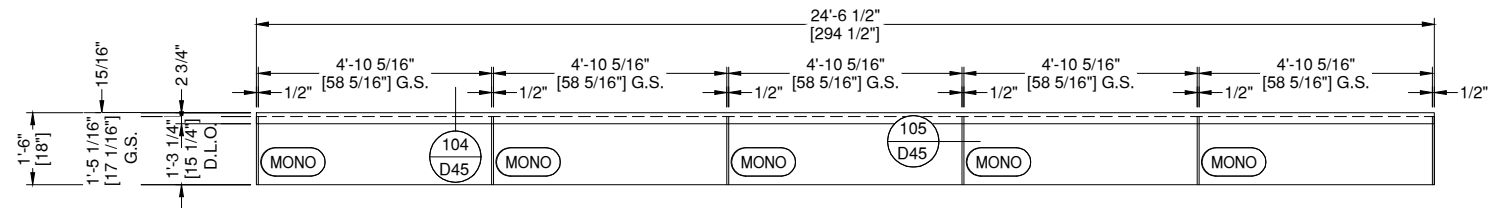
PROJECT NUMBER:
25-176E

PROJECT NAME:
COVINGTON CITY HALL

SHEET DESCRIPTION:
ELEVATIONS

SHEET:
E47

NOTE:
ALL DIMENSIONS TO BE FIELD
VERIFIED PRIOR TO FABRICATION

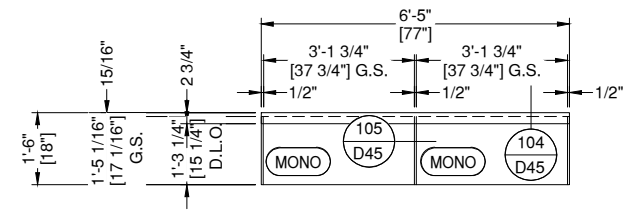


SB1 ELEVATION SB1
E48 DRAWING SCALE
 24x36: 1/2" = 1'-0"
 11x17: 1/4" = 1'-0"

THUS REQ'D:	1
OPP REQ'D:	0
TOTAL REQ'D:	1

ARCH. REF.
N/A

CRL SMOKE BAFFLE SYSTEM
FINISH: CLEAR ANODIZED



SB2 ELEVATION SB2
E48 DRAWING SCALE
 24x36: 1/2" = 1'-0"
 11x17: 1/4" = 1'-0"

THUS REQ'D:	1
OPP REQ'D:	1
TOTAL REQ'D:	2

ARCH. REF.
N/A

CRL SMOKE BAFFLE SYSTEM
FINISH: CLEAR ANODIZED

GLAZING CONTRACTOR

999 STREET, ST
CITY, STATE 99999
PH: 999.999.9999



www.MPDRAFTING.com
P: 248.522.7096
F: 248.522.7030

ARCHITECT:

BRANDSTETTER CARROLL INC
2360 CHAUVIN DRIVE
LEXINGTON, KY 40517
859.268.1933

STAMP AREA:

MOST RECENT REVISION	DATE
5	02.24.2026

PROJECT NUMBER:
25-176E

PROJECT NAME:
COVINGTON CITY HALL

SHEET DESCRIPTION:
ELEVATIONS

SHEET:
E48

NOTE:
ALL DIMENSIONS TO BE FIELD
VERIFIED PRIOR TO FABRICATION

NOTE:
FASTENERS SHOWN FOR LOCATION
REFERENCE ONLY. FASTENER TYPE, SIZE
AND SPACING ARE TO BE DETERMINED
BY THE PROFESSIONAL ENGINEER.

GLAZING CONTRACTOR

999 STREET, ST
CITY, STATE 99999
PH: 999.999.9999

MP drafting
& design

www.MPDRAFTING.com
P: 248.522.7096
F: 248.522.7030

ARCHITECT:

BRANDSTETTER CARROLL INC
2360 CHAUVIN DRIVE
LEXINGTON, KY 40517
859.268.1933

STAMP AREA:

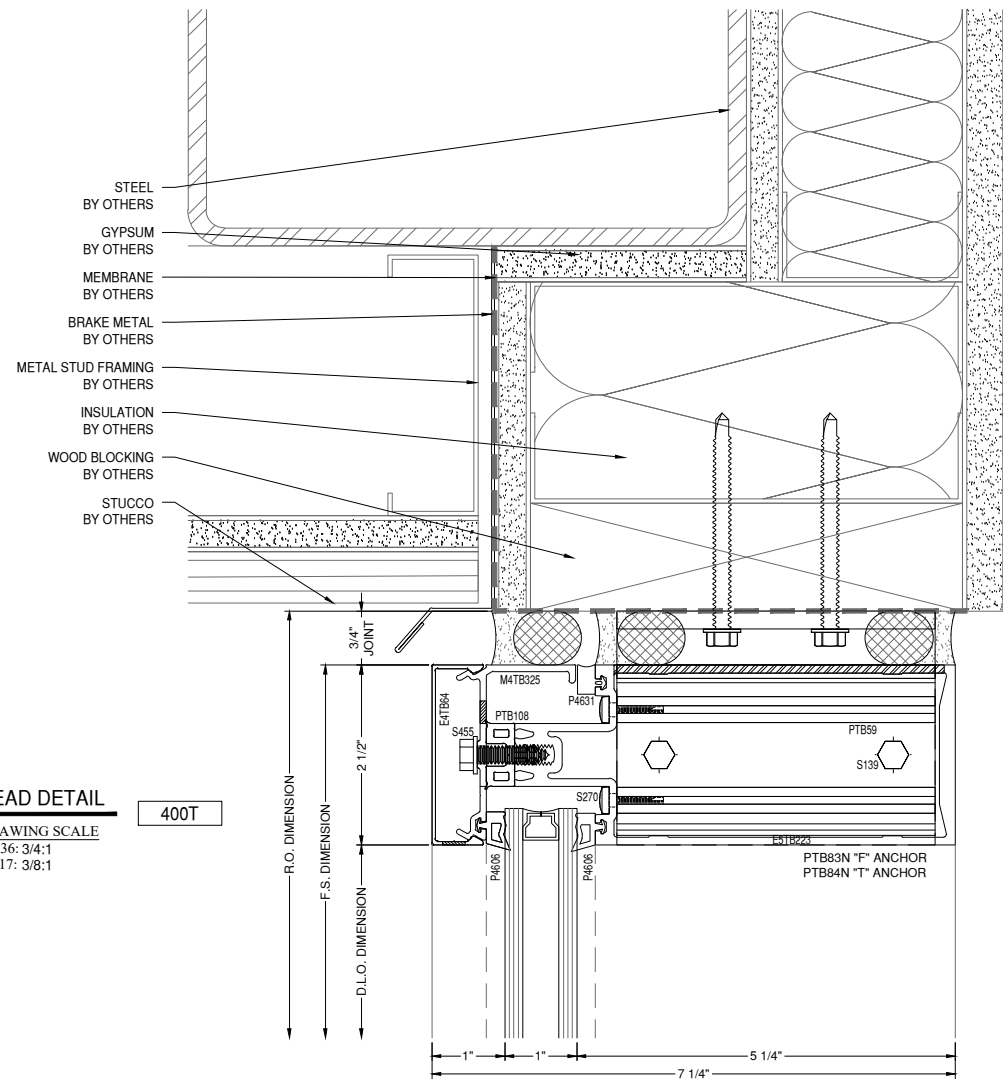
MOST RECENT REVISION 5	DATE 02.24.2026
---------------------------	--------------------

PROJECT NUMBER:
25-176E

PROJECT NAME:
COVINGTON CITY HALL

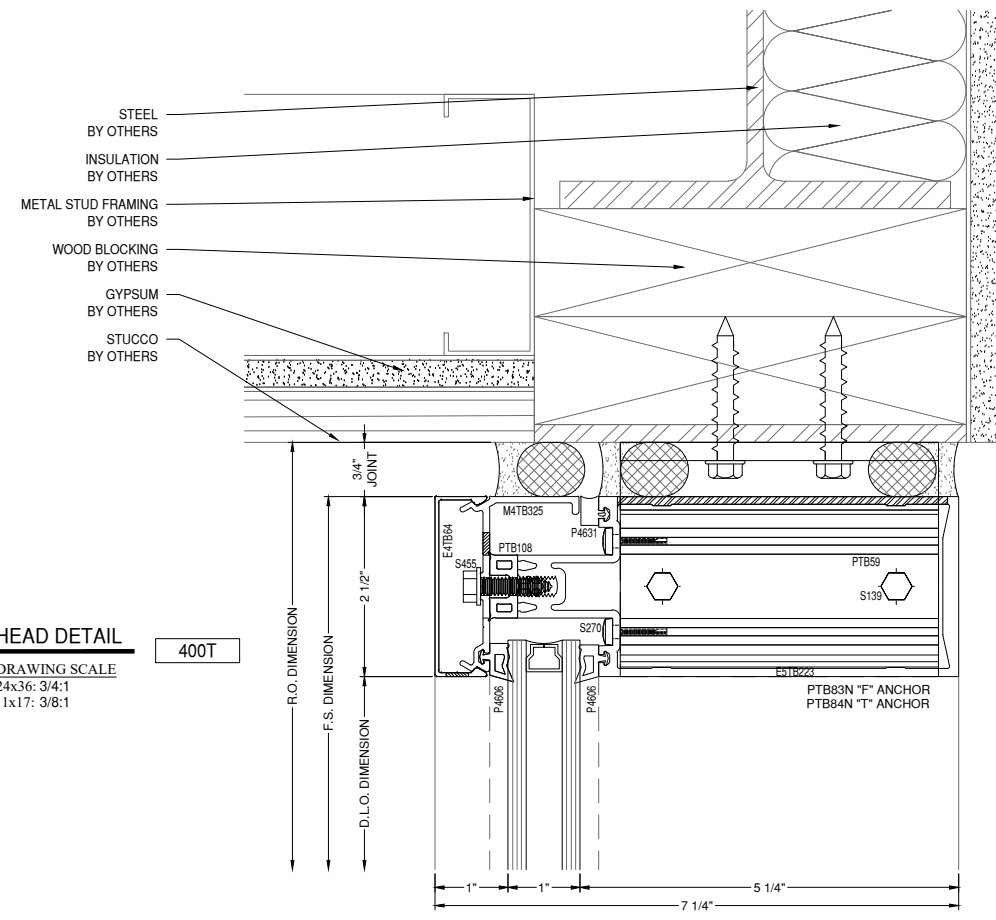
SHEET DESCRIPTION:
DETAILS

SHEET:
D1



1 HEAD DETAIL
DRAWING SCALE
24x36: 3/4:1
11x17: 3/8:1
400T

SEE T1/A1 AND F1/A1 FOR ANCHOR
DETAIL INFORMATION



2 HEAD DETAIL
DRAWING SCALE
24x36: 3/4:1
11x17: 3/8:1
400T

SEE T1/A1 AND F1/A1 FOR ANCHOR
DETAIL INFORMATION

NOTE:
ALL DIMENSIONS TO BE FIELD
VERIFIED PRIOR TO FABRICATION

NOTE:
FASTENERS SHOWN FOR LOCATION
REFERENCE ONLY. FASTENER TYPE, SIZE
AND SPACING ARE TO BE DETERMINED
BY THE PROFESSIONAL ENGINEER.

GLAZING CONTRACTOR

999 STREET, ST
CITY, STATE 99999

PH: 999.999.9999

MP drafting
& design

www.MPDRAFTING.com

P: 248.522.7096

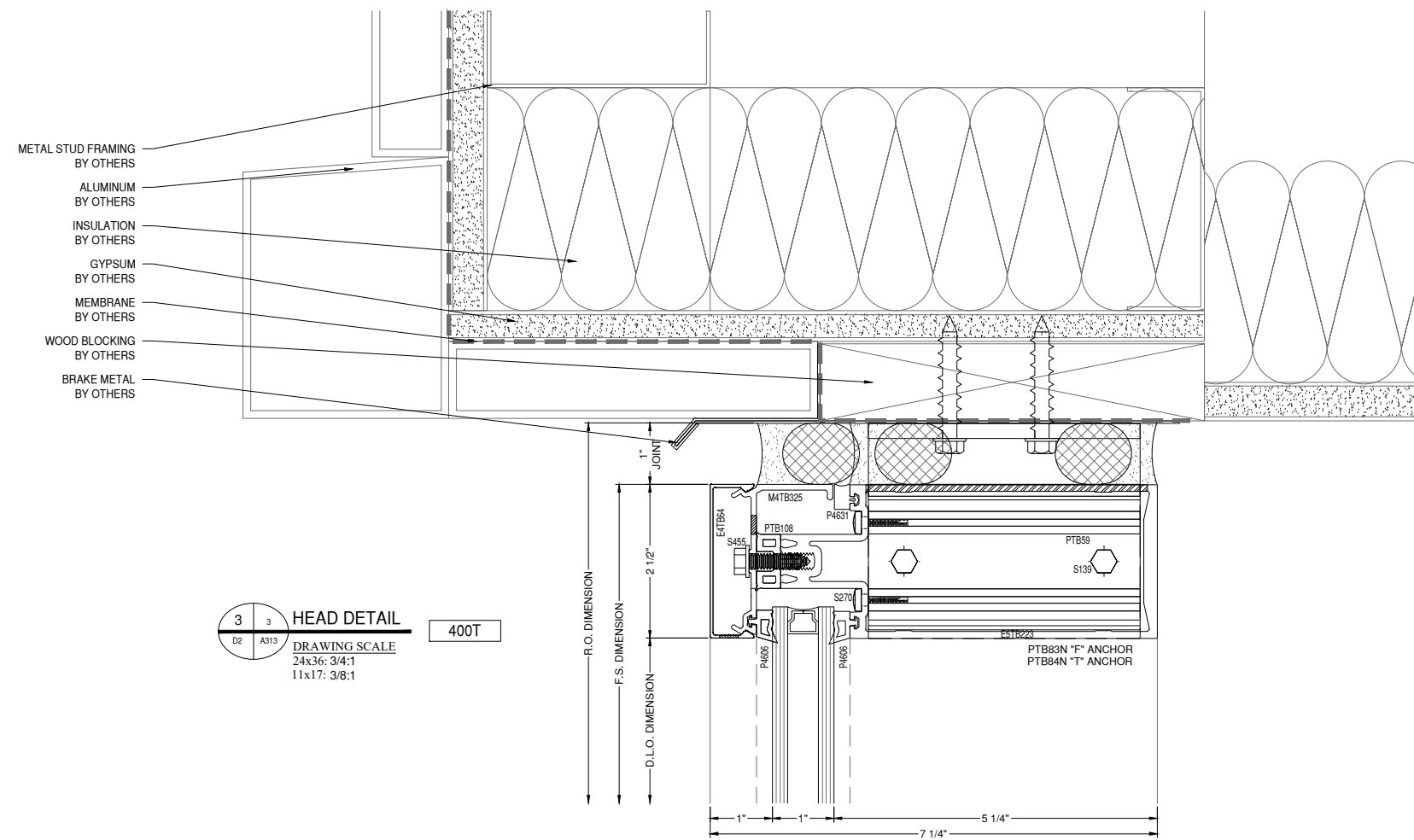
F: 248.522.7030

ARCHITECT:

BRANDSTETTER CARROLL INC

2360 CHAUVIN DRIVE
LEXINGTON, KY 40517
859.268.1933

STAMP AREA:



3 HEAD DETAIL 400T
D2 A313
DRAWING SCALE
24x36: 3/4:1
11x17: 3/8:1

SEE T1/A1 AND F1/A1 FOR ANCHOR
DETAIL INFORMATION

MOST RECENT REVISION 5	DATE 02.24.2026
---------------------------	--------------------

PROJECT NUMBER:
25-176E

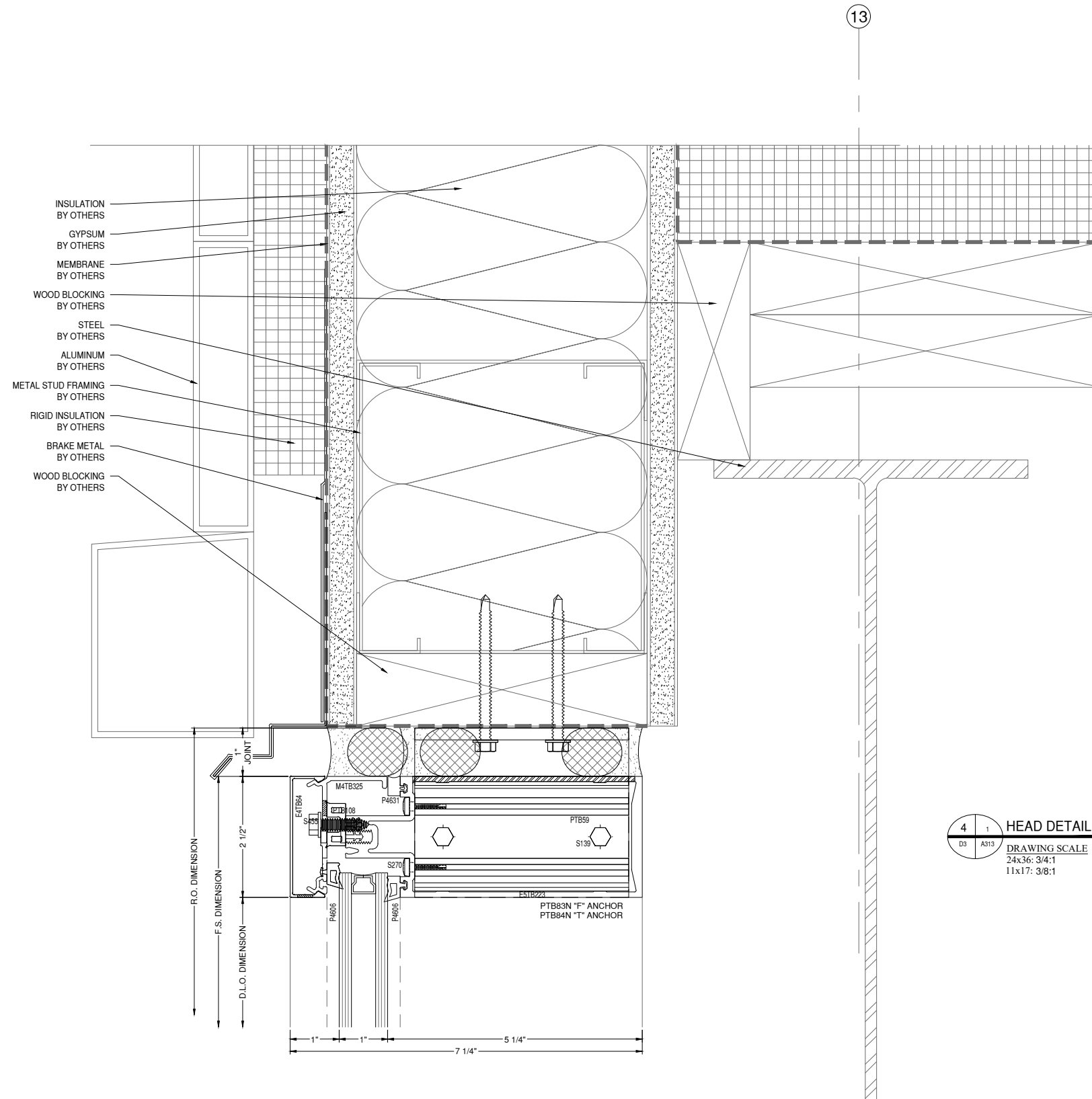
PROJECT NAME:
COVINGTON CITY HALL

SHEET DESCRIPTION:
DETAILS

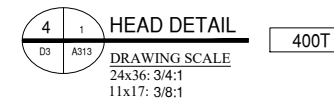
SHEET:
D2

NOTE:
ALL DIMENSIONS TO BE FIELD
VERIFIED PRIOR TO FABRICATION

NOTE:
FASTENERS SHOWN FOR LOCATION
REFERENCE ONLY. FASTENER TYPE, SIZE
AND SPACING ARE TO BE DETERMINED
BY THE PROFESSIONAL ENGINEER.



SEE T1/A1 AND F1/A1 FOR ANCHOR
DETAIL INFORMATION



GLAZING CONTRACTOR

999 STREET, ST
CITY, STATE 99999
PH: 999.999.9999



www.MPDRAFTING.com
P: 248.522.7096
F: 248.522.7030

ARCHITECT:

BRANDSTETTER CARROLL INC
2360 CHAUVIN DRIVE
LEXINGTON, KY 40517
859.268.1933

STAMP AREA:

MOST RECENT REVISION 5	DATE 02.24.2026
---------------------------	--------------------

PROJECT NUMBER:
25-176E

PROJECT NAME:
COVINGTON CITY HALL

SHEET DESCRIPTION:
DETAILS

SHEET:
D3

NOTE:
ALL DIMENSIONS TO BE FIELD
VERIFIED PRIOR TO FABRICATION

NOTE:
FASTENERS SHOWN FOR LOCATION
REFERENCE ONLY. FASTENER TYPE, SIZE
AND SPACING ARE TO BE DETERMINED
BY THE PROFESSIONAL ENGINEER.

GLAZING CONTRACTOR

999 STREET, ST
CITY, STATE 99999
PH: 999.999.9999

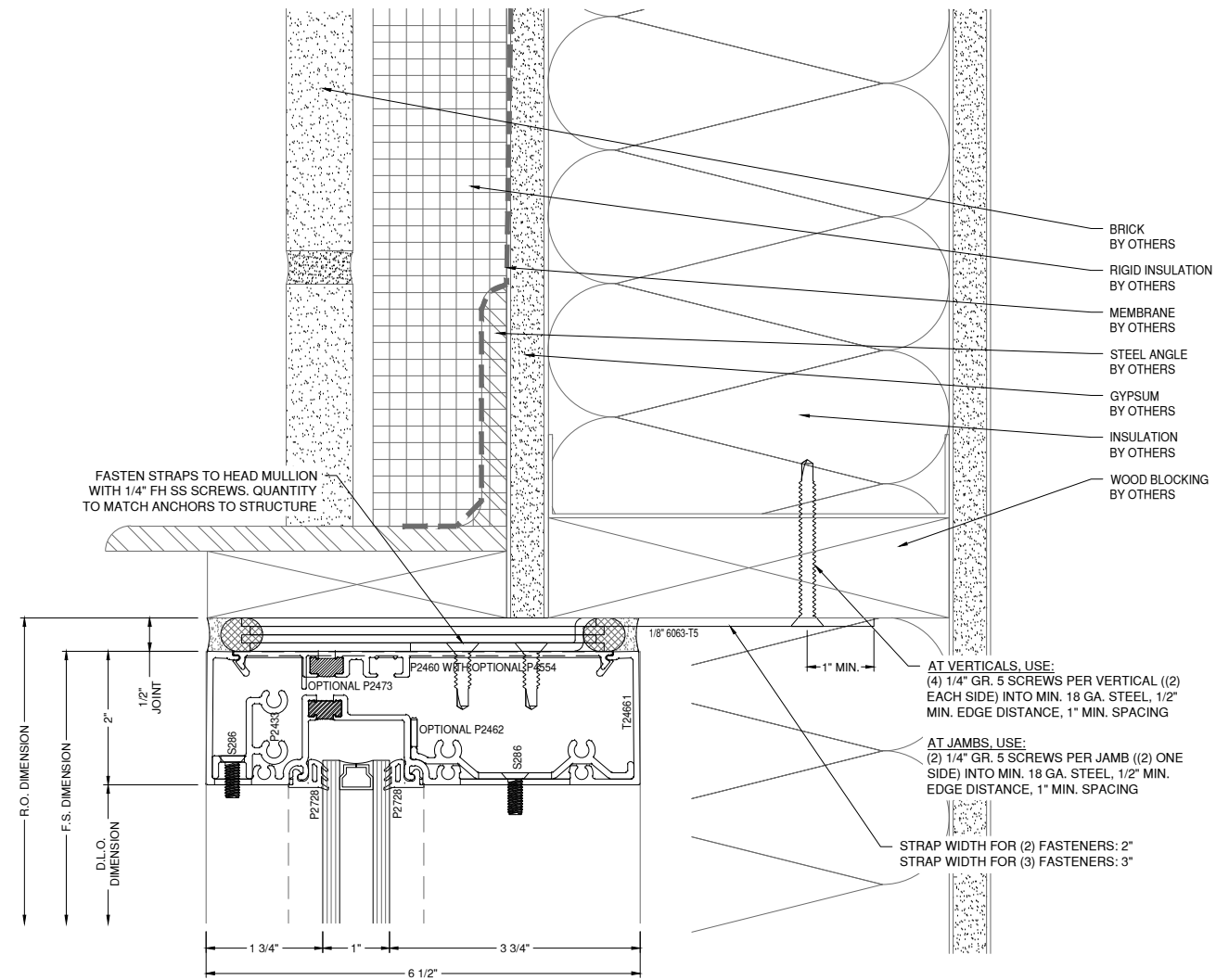
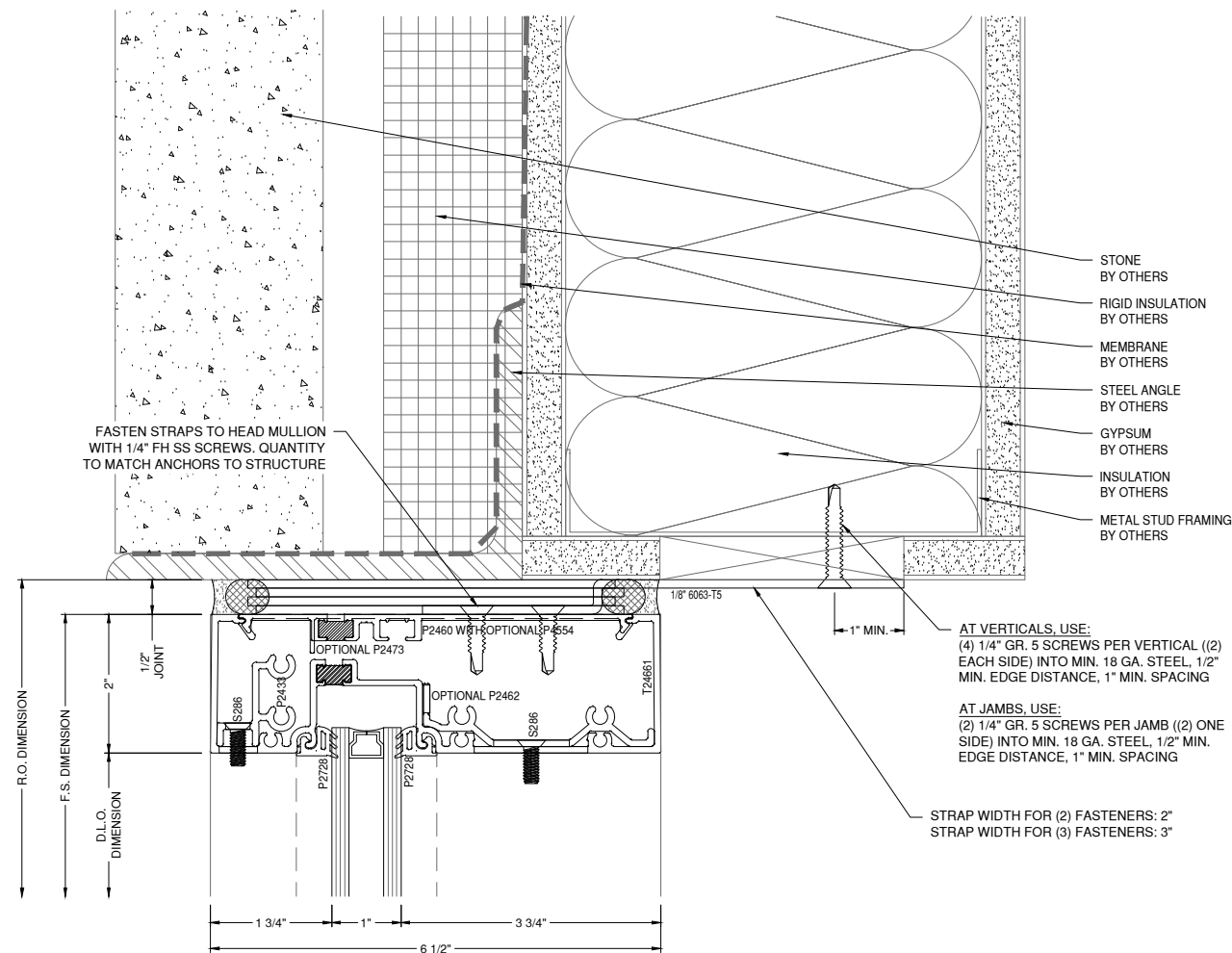


www.MPDRAFTING.com
P: 248.522.7096
F: 248.522.7030

ARCHITECT:

BRANDSTETTER CARROLL INC
2360 CHAUVIN DRIVE
LEXINGTON, KY 40517
859.268.1933

STAMP AREA:



ARCHITECT NOTE:
PLEASE VERIFY IS STRAP IS
TO BE HIDDEN WITH GYPSUM

ARCHITECT NOTE:
PLEASE VERIFY/CLARIFY
FASTENING LOCATION.

5 HEAD DETAIL T24650
DRAWING SCALE
24x36: 3/4:1
11x17: 3/8:1

6 HEAD DETAIL T24650
DRAWING SCALE
24x36: 3/4:1
11x17: 3/8:1

MOST RECENT REVISION 5 DATE 02.24.2026

PROJECT NUMBER:
25-176E

PROJECT NAME:
COVINGTON CITY HALL

SHEET DESCRIPTION:
DETAILS

SHEET:
D4

NOTE:
ALL DIMENSIONS TO BE FIELD
VERIFIED PRIOR TO FABRICATION

NOTE:
FASTENERS SHOWN FOR LOCATION
REFERENCE ONLY. FASTENER TYPE, SIZE
AND SPACING ARE TO BE DETERMINED
BY THE PROFESSIONAL ENGINEER.

GLAZING CONTRACTOR

999 STREET, ST
CITY, STATE 99999
PH: 999.999.9999

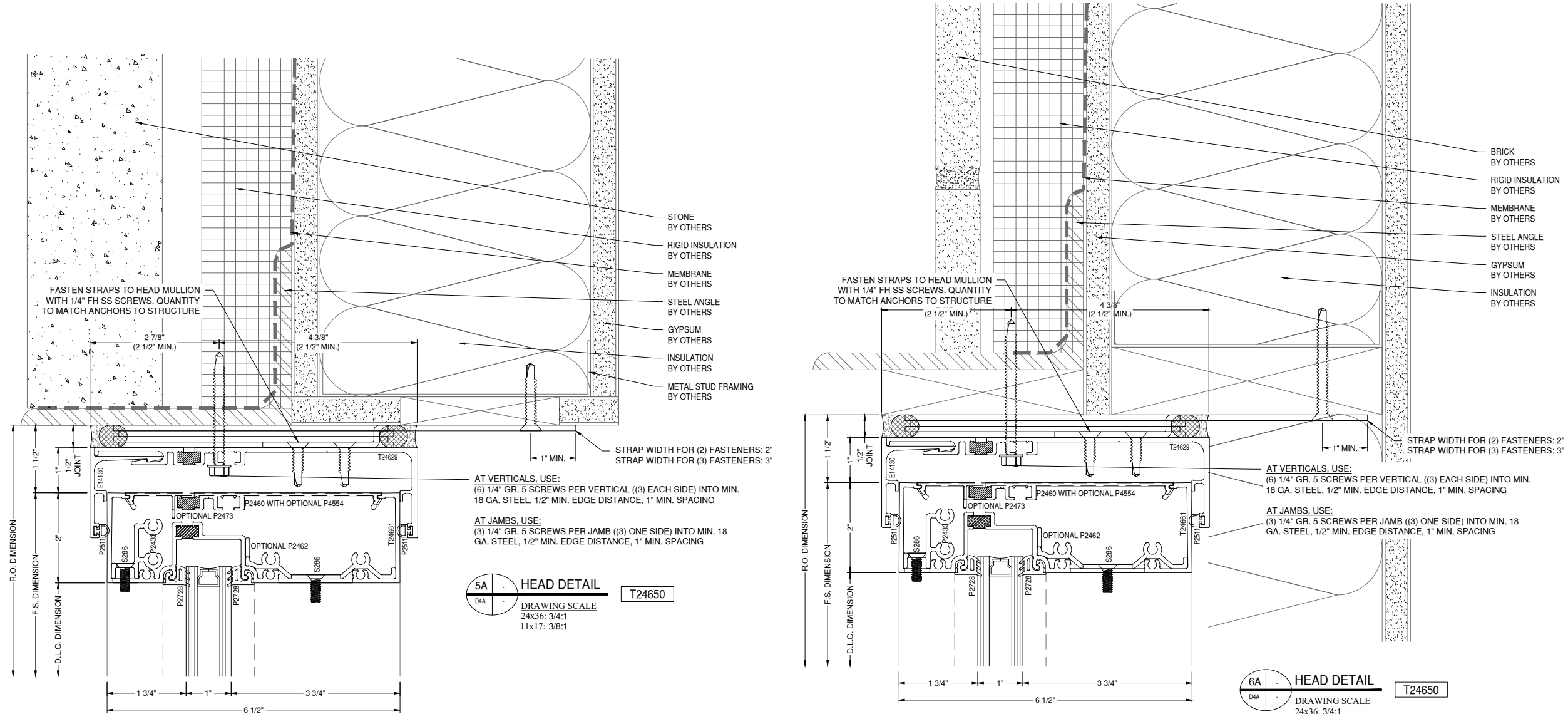
MP drafting
& design

www.MPDRAFTING.com
P: 248.522.7096
F: 248.522.7030

ARCHITECT:

BRANDSTETTER CARROLL INC
2360 CHAUVIN DRIVE
LEXINGTON, KY 40517
859.268.1933

STAMP AREA:



ARCHITECT NOTE:
PLEASE VERIFY/CLARIFY
FASTENING LOCATION.

MOST RECENT REVISION 5	DATE 02.24.2026
---------------------------	--------------------

PROJECT NUMBER:
25-176E

PROJECT NAME:
COVINGTON CITY HALL

SHEET DESCRIPTION:
DETAILS

SHEET:
D4A

NOTE:
ALL DIMENSIONS TO BE FIELD
VERIFIED PRIOR TO FABRICATION

NOTE:
FASTENERS SHOWN FOR LOCATION
REFERENCE ONLY. FASTENER TYPE, SIZE
AND SPACING ARE TO BE DETERMINED
BY THE PROFESSIONAL ENGINEER.

GLAZING CONTRACTOR

999 STREET, ST
CITY, STATE 99999
PH: 999.999.9999

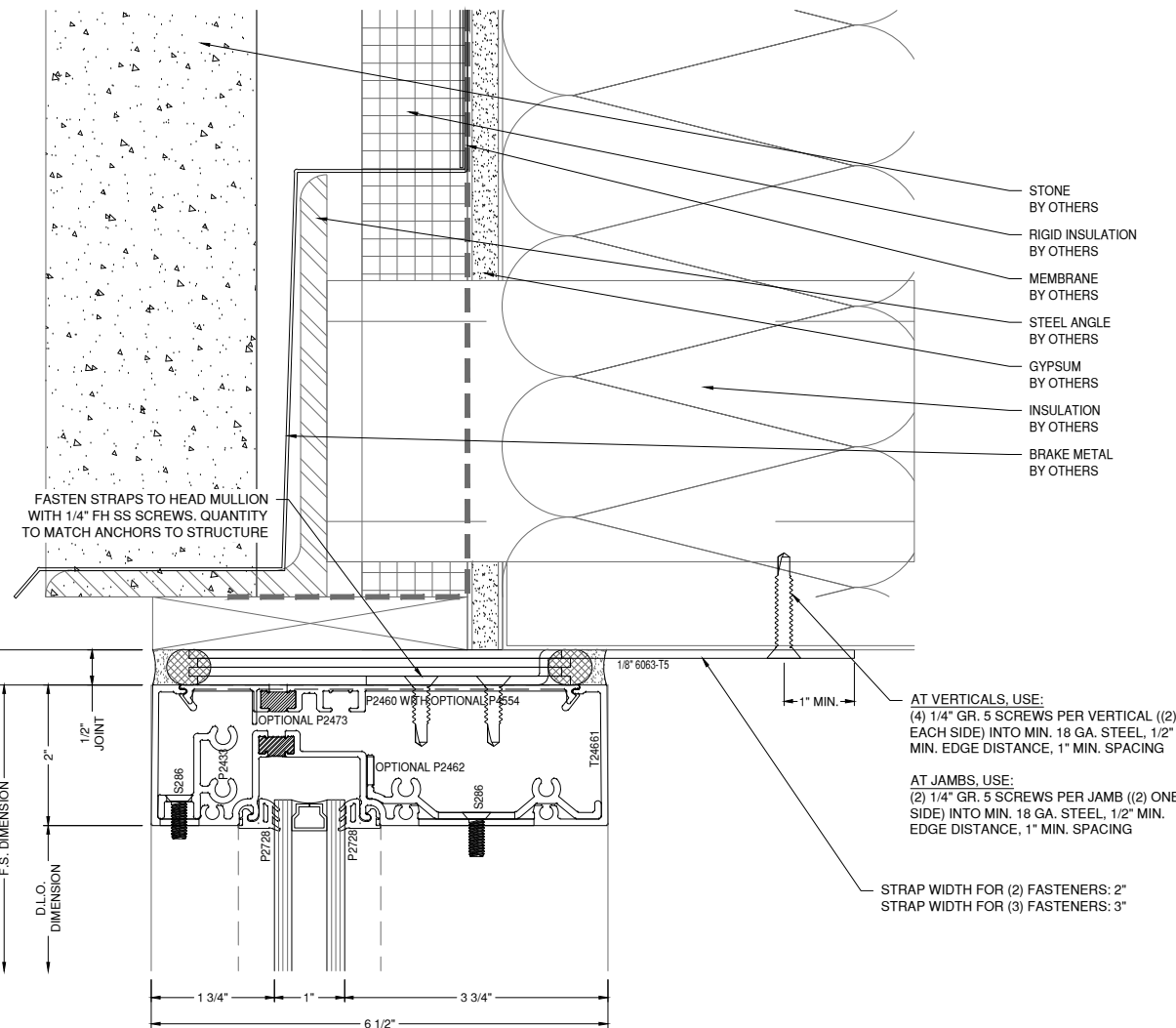
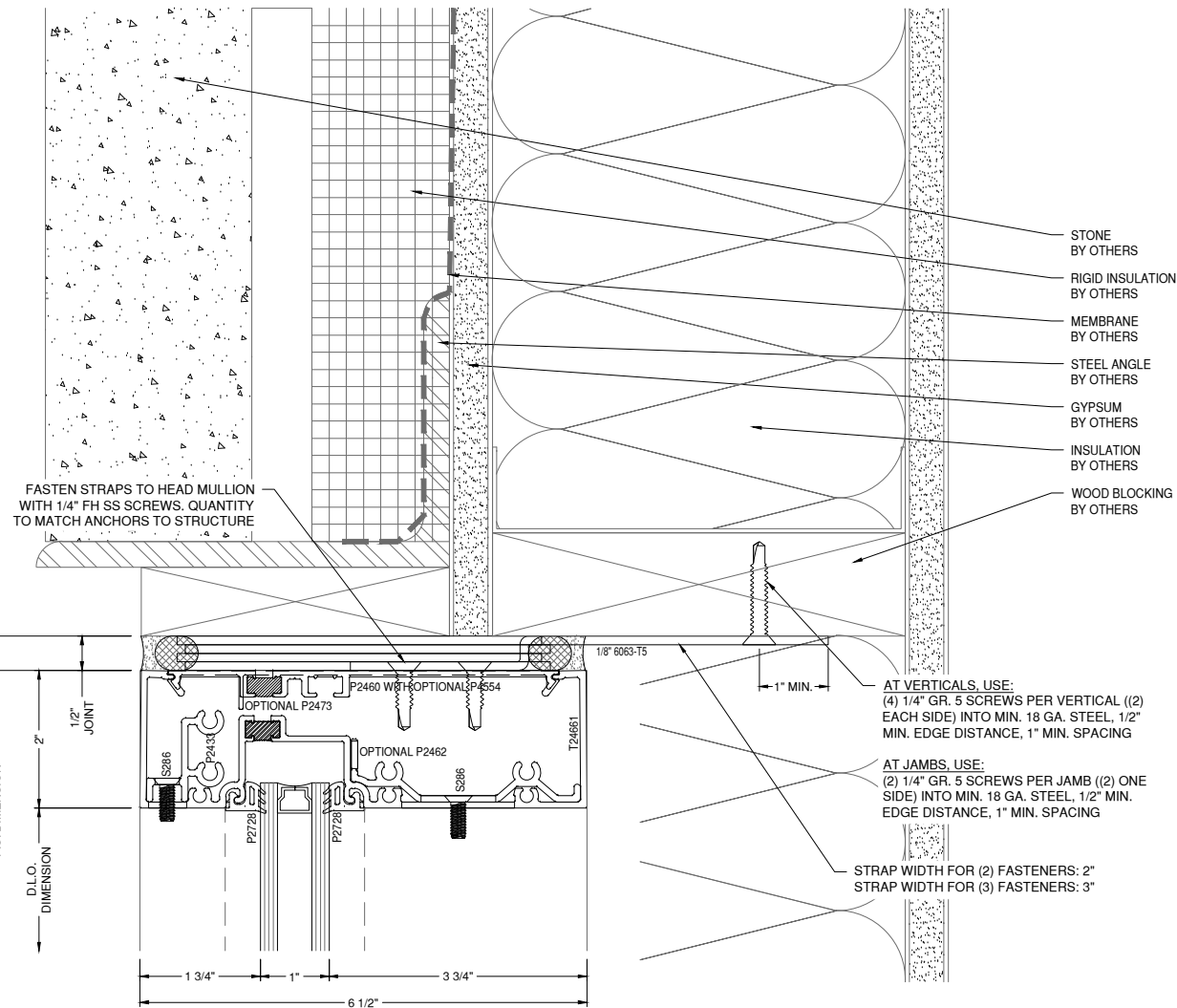
MP drafting
& design

www.MPDRAFTING.com
P: 248.522.7096
F: 248.522.7030

ARCHITECT:

BRANDSTETTER CARROLL INC
2360 CHAUVIN DRIVE
LEXINGTON, KY 40517
859.268.1933

STAMP AREA:



ARCHITECT NOTE:
PLEASE VERIFY/CLARIFY
FASTENING LOCATION.

7 HEAD DETAIL T24650
DRAWING SCALE
24x36: 3/4:1
11x17: 3/8:1

8 HEAD DETAIL T24650
DRAWING SCALE
24x36: 3/4:1
11x17: 3/8:1

ARCHITECT NOTE:
PLEASE VERIFY/CLARIFY
FASTENING LOCATION.

MOST RECENT REVISION 5	DATE 02.24.2026
---------------------------	--------------------

PROJECT NUMBER:
25-176E

PROJECT NAME:
COVINGTON CITY HALL

SHEET DESCRIPTION:
DETAILS

SHEET:
D5

NOTE:
ALL DIMENSIONS TO BE FIELD
VERIFIED PRIOR TO FABRICATION

NOTE:
FASTENERS SHOWN FOR LOCATION
REFERENCE ONLY. FASTENER TYPE, SIZE
AND SPACING ARE TO BE DETERMINED
BY THE PROFESSIONAL ENGINEER.

GLAZING CONTRACTOR

999 STREET, ST
CITY, STATE 99999
PH: 999.999.9999

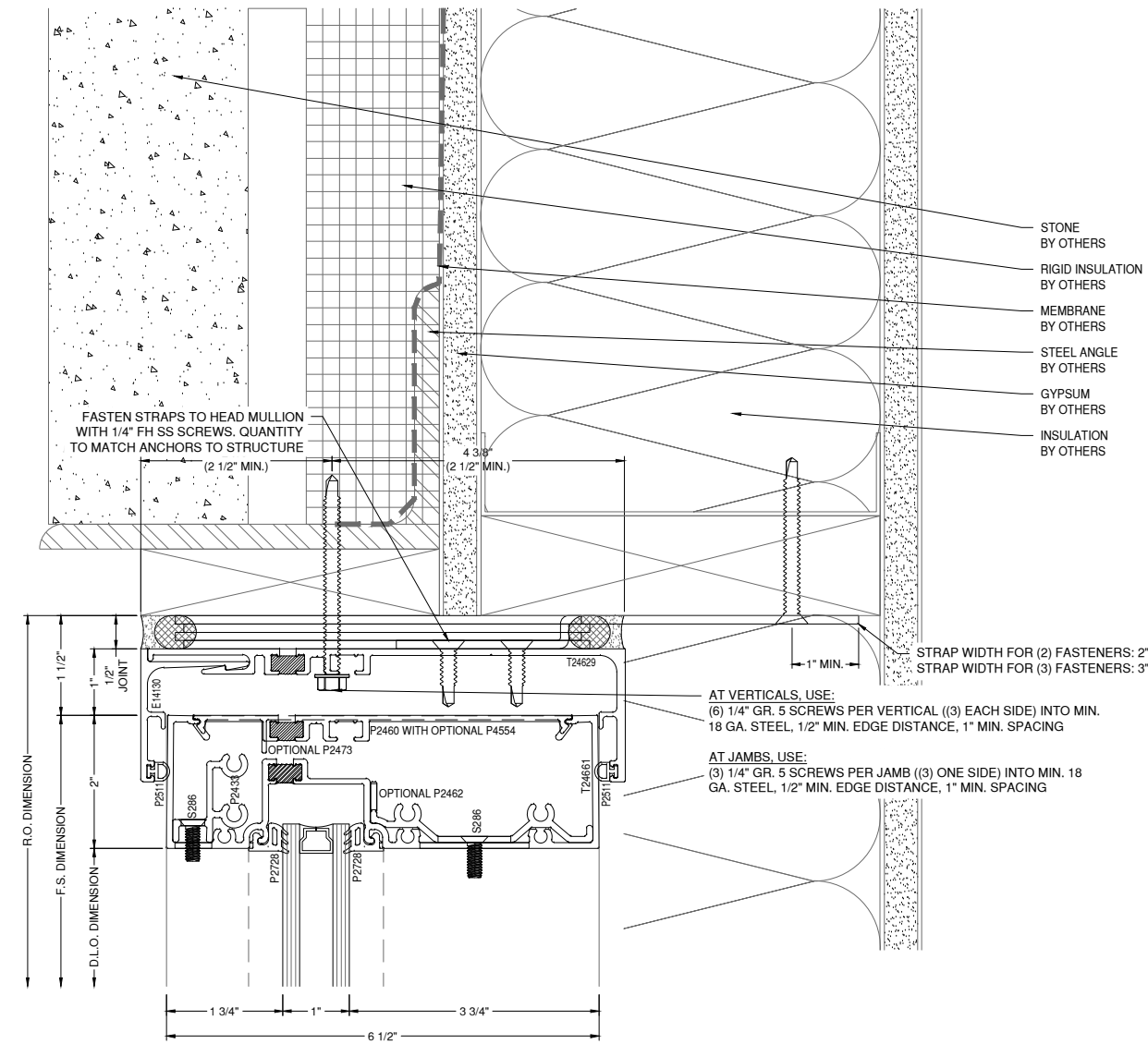


www.MPDRAFTING.com
P: 248.522.7096
F: 248.522.7030

ARCHITECT:

BRANDSTETTER CARROLL INC
2360 CHAUVIN DRIVE
LEXINGTON, KY 40517
859.268.1933

STAMP AREA:



ARCHITECT NOTE:
PLEASE VERIFY/CLARIFY
FASTENING LOCATION.

7A HEAD DETAIL T24650
D5A DRAWING SCALE
24x36: 3/4:1
11x17: 3/8:1

MOST RECENT REVISION 5	DATE 02.24.2026
---------------------------	--------------------

PROJECT NUMBER:
25-176E

PROJECT NAME:
COVINGTON CITY HALL

SHEET DESCRIPTION:
DETAILS

SHEET:
D5A

NOTE:
ALL DIMENSIONS TO BE FIELD
VERIFIED PRIOR TO FABRICATION

NOTE:
FASTENERS SHOWN FOR LOCATION
REFERENCE ONLY. FASTENER TYPE, SIZE
AND SPACING ARE TO BE DETERMINED
BY THE PROFESSIONAL ENGINEER.

GLAZING CONTRACTOR

999 STREET, ST
CITY, STATE 99999
PH: 999.999.9999



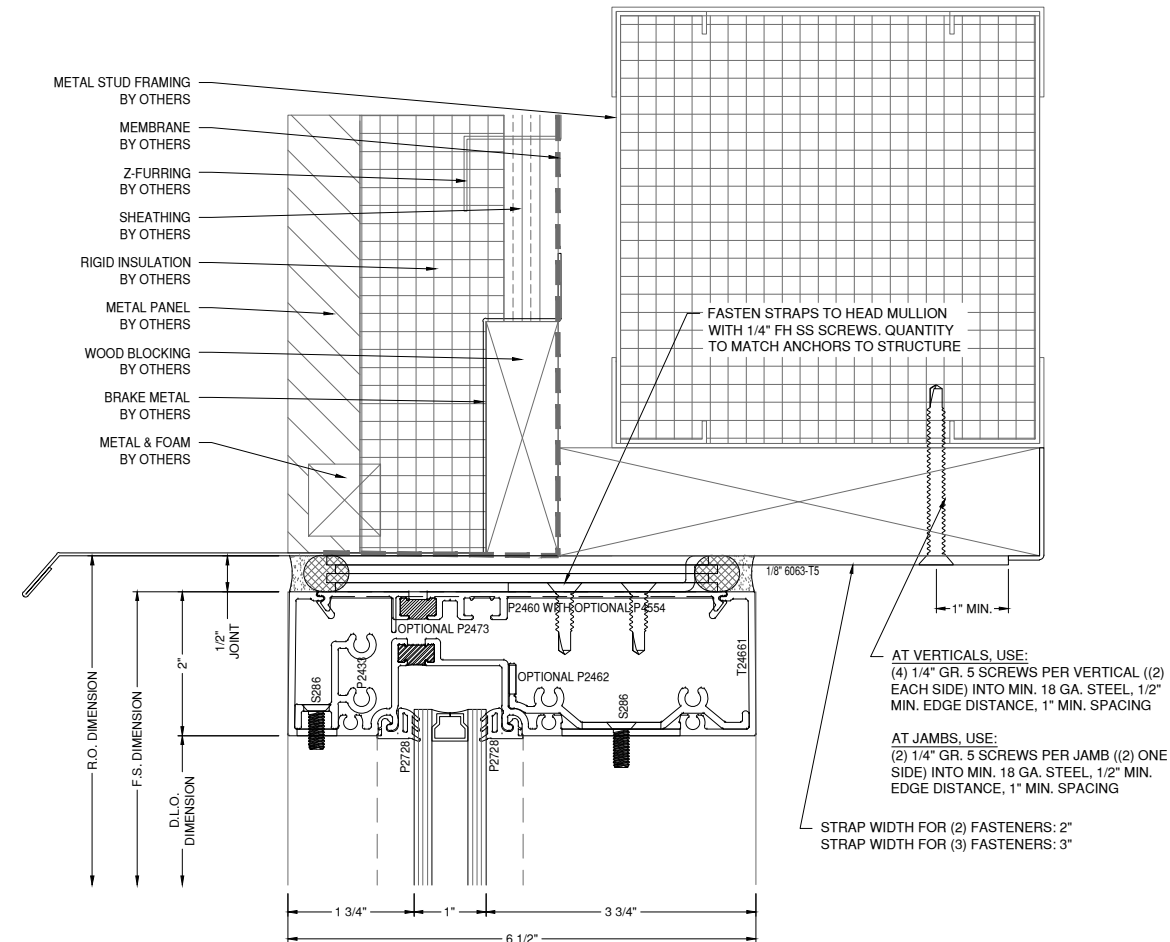
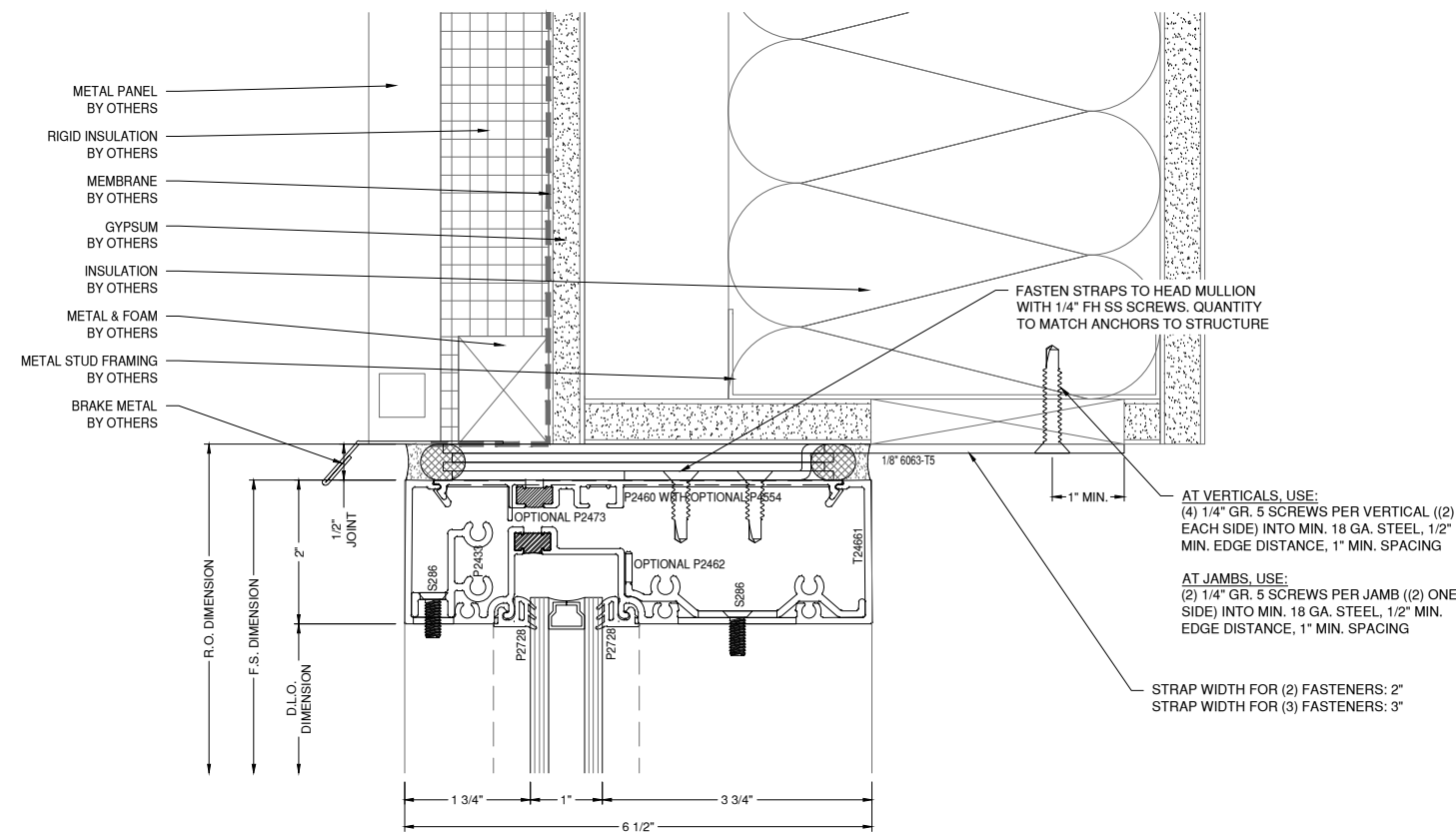
www.MPDRAFTING.com
P: 248.522.7096
F: 248.522.7030

ARCHITECT:

BRANDSTETTER CARROLL INC

2360 CHAUVIN DRIVE
LEXINGTON, KY 40517
859.268.1933

STAMP AREA:



9 3 HEAD DETAIL T24650
D6 A310 DRAWING SCALE
24x36: 3/4:1
11x17: 3/8:1

ARCHITECT NOTE:
PLEASE VERIFY IS STRAP IS
TO BE HIDDEN WITH GYPSUM

10 10 HEAD DETAIL T24650
D6 A622 DRAWING SCALE
24x36: 3/4:1
11x17: 3/8:1

ARCHITECT NOTE:
PLEASE VERIFY IS STRAP IS
TO BE HIDDEN WITH GYPSUM

MOST RECENT REVISION 5 DATE 02.24.2026

PROJECT NUMBER:
25-176E

PROJECT NAME:
COVINGTON CITY HALL

SHEET DESCRIPTION:
DETAILS

SHEET:
D6

NOTE:
ALL DIMENSIONS TO BE FIELD
VERIFIED PRIOR TO FABRICATION

NOTE:
FASTENERS SHOWN FOR LOCATION
REFERENCE ONLY. FASTENER TYPE, SIZE
AND SPACING ARE TO BE DETERMINED
BY THE PROFESSIONAL ENGINEER.

GLAZING CONTRACTOR

999 STREET, ST
CITY, STATE 99999
PH: 999.999.9999

MP drafting
& design

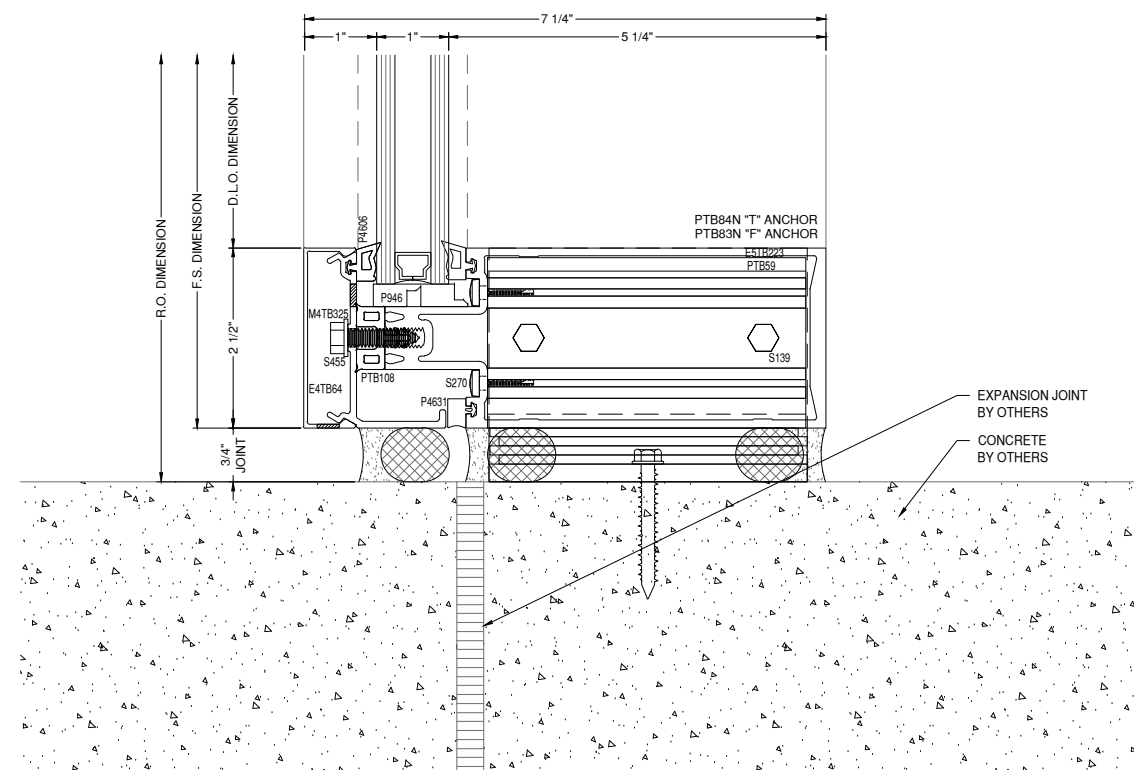
www.MPDRAFTING.com
P: 248.522.7096
F: 248.522.7030

ARCHITECT:

BRANDSTETTER CARROLL INC

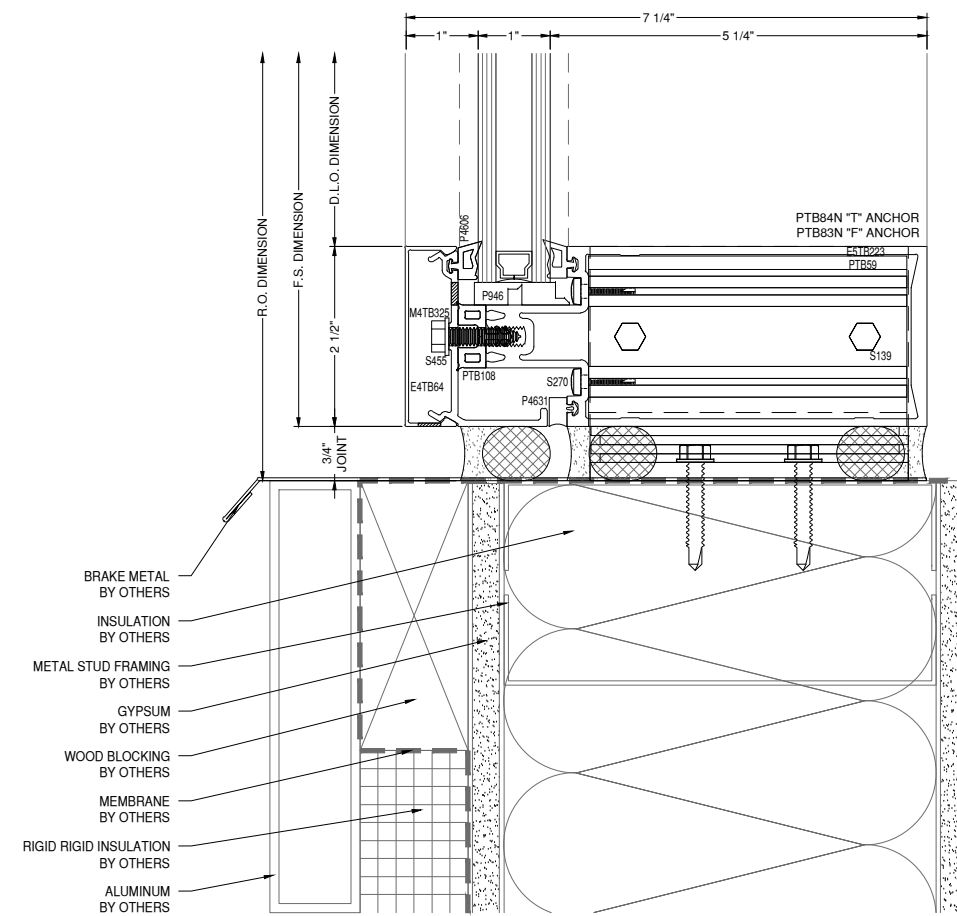
2360 CHAUVIN DRIVE
LEXINGTON, KY 40517
859.268.1933

STAMP AREA:



11 SILL DETAIL **400T**
DRAWING SCALE
24x36: 3/4:1
11x17: 3/8:1

SEE T2/A1 AND F2/A1 FOR ANCHOR
DETAIL INFORMATION



12 SILL DETAIL **400T**
DRAWING SCALE
24x36: 3/4:1
11x17: 3/8:1

SEE T1/A1 AND F1/A1 FOR ANCHOR
DETAIL INFORMATION

MOST RECENT REVISION 5	DATE 02.24.2026
---------------------------	--------------------

PROJECT NUMBER:
25-176E

PROJECT NAME:
COVINGTON CITY HALL

SHEET DESCRIPTION:
DETAILS

SHEET:
D7

NOTE:
ALL DIMENSIONS TO BE FIELD
VERIFIED PRIOR TO FABRICATION

NOTE:
FASTENERS SHOWN FOR LOCATION
REFERENCE ONLY. FASTENER TYPE, SIZE
AND SPACING ARE TO BE DETERMINED
BY THE PROFESSIONAL ENGINEER.

GLAZING CONTRACTOR

999 STREET, ST
CITY, STATE 99999

PH: 999.999.9999

MP drafting
& design

www.MPDRAFTING.com

P: 248.522.7096

F: 248.522.7030

ARCHITECT:

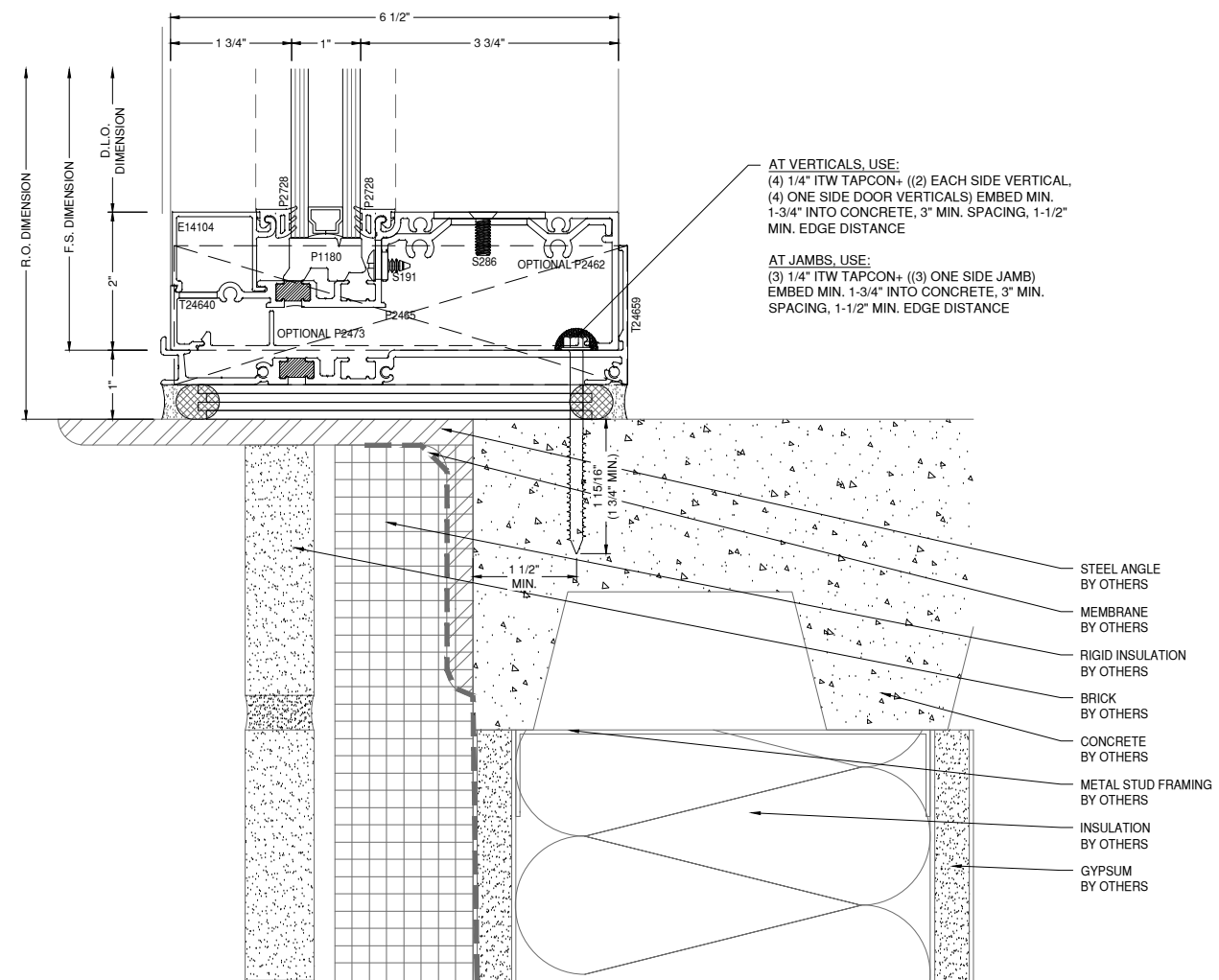
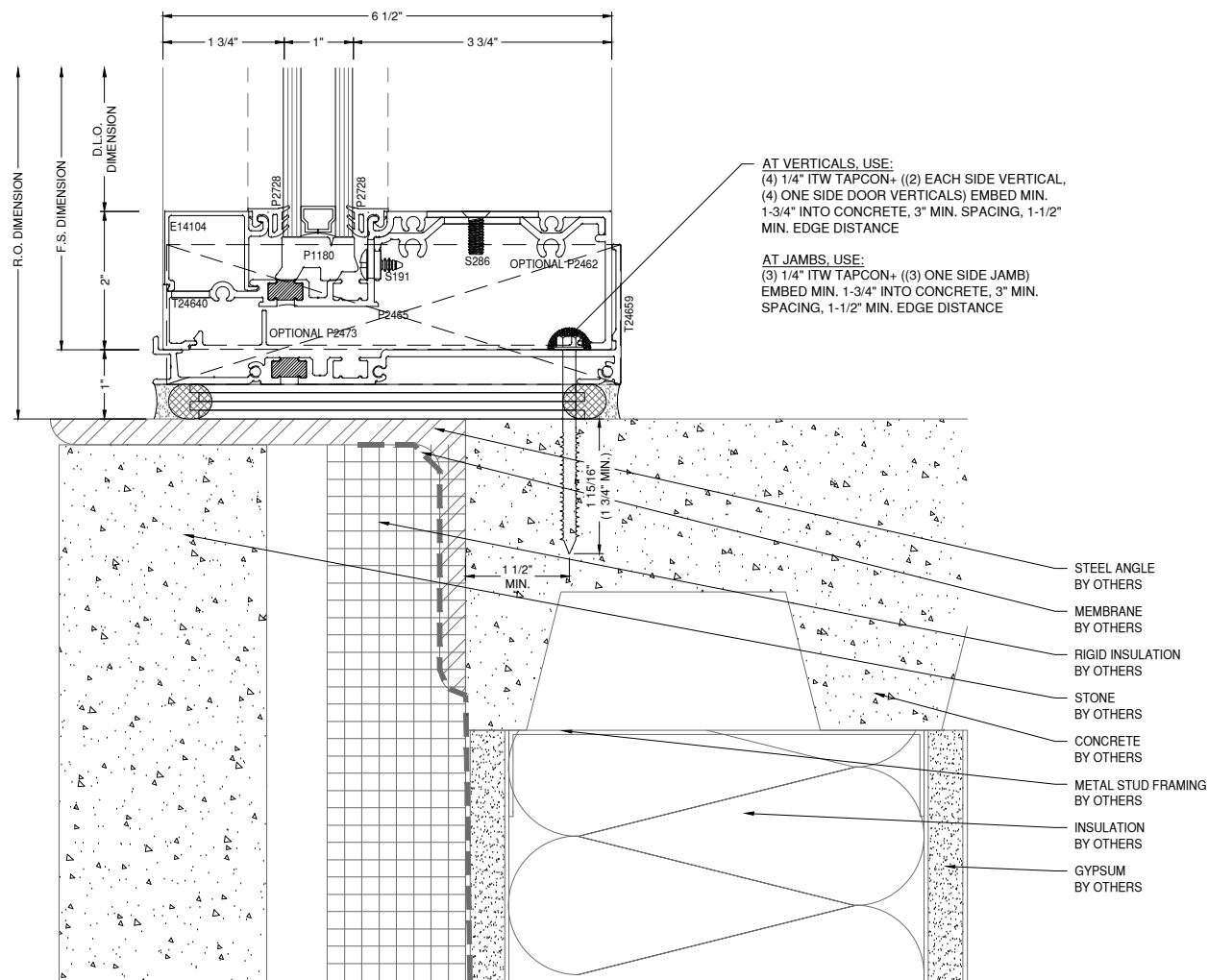
BRANDSTETTER CARROLL INC

2360 CHAUVIN DRIVE
LEXINGTON, KY 40517
859.268.1933

STAMP AREA:

13 SILL DETAIL
DRAWING SCALE
24x36: 3/4:1
11x17: 3/8:1
T24650

14 SILL DETAIL
DRAWING SCALE
24x36: 3/4:1
11x17: 3/8:1
T24650



MOST RECENT REVISION 5	DATE 02.24.2026
---------------------------	--------------------

PROJECT NUMBER:
25-176E

PROJECT NAME:
COVINGTON CITY HALL

SHEET DESCRIPTION:
DETAILS

SHEET:
D8

DETAIL REMOVED

NOTE:
FASTENERS SHOWN FOR LOCATION
REFERENCE ONLY. FASTENER TYPE, SIZE
AND SPACING ARE TO BE DETERMINED
BY THE PROFESSIONAL ENGINEER.

NOTE:
ALL DIMENSIONS TO BE FIELD
VERIFIED PRIOR TO FABRICATION

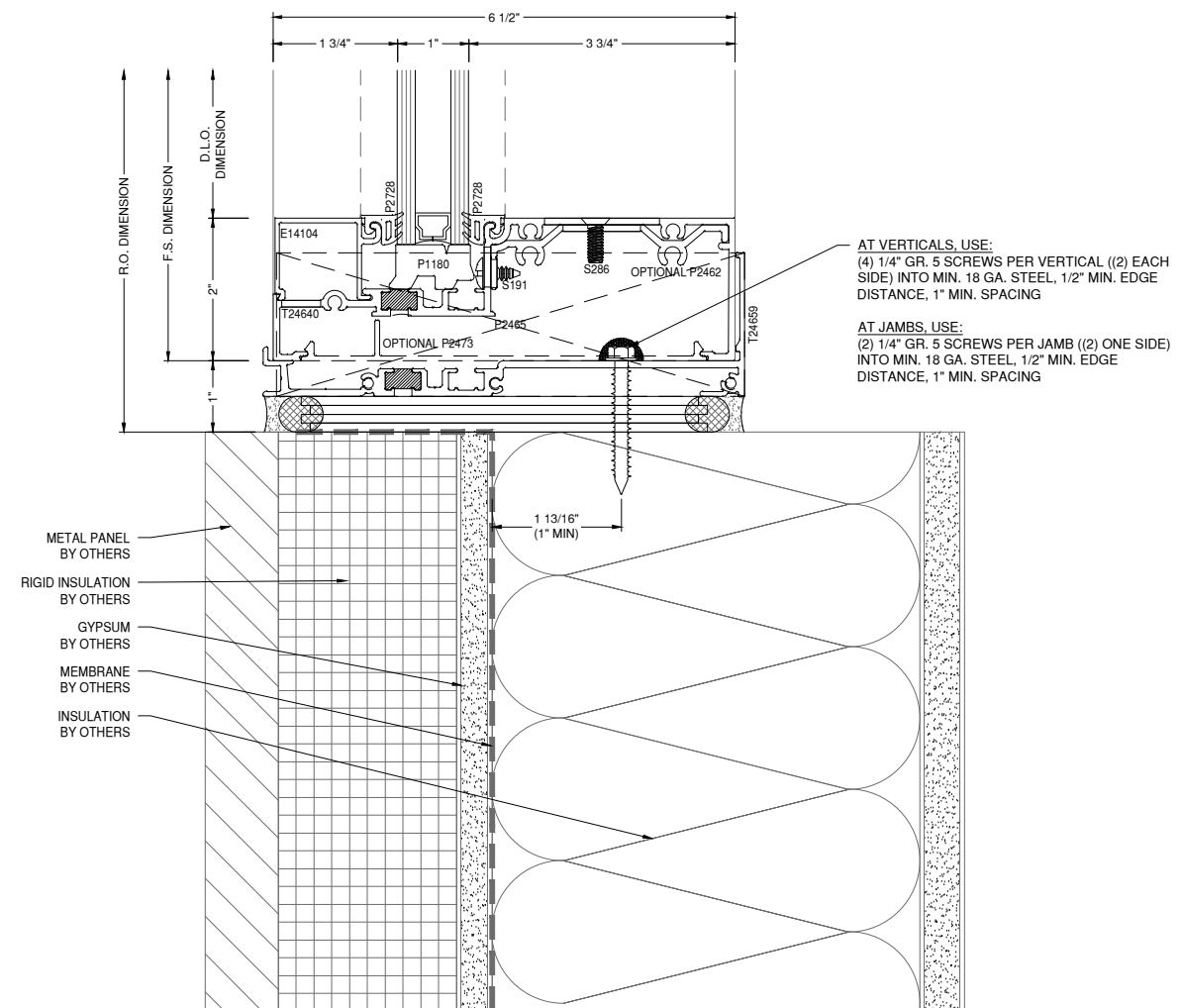
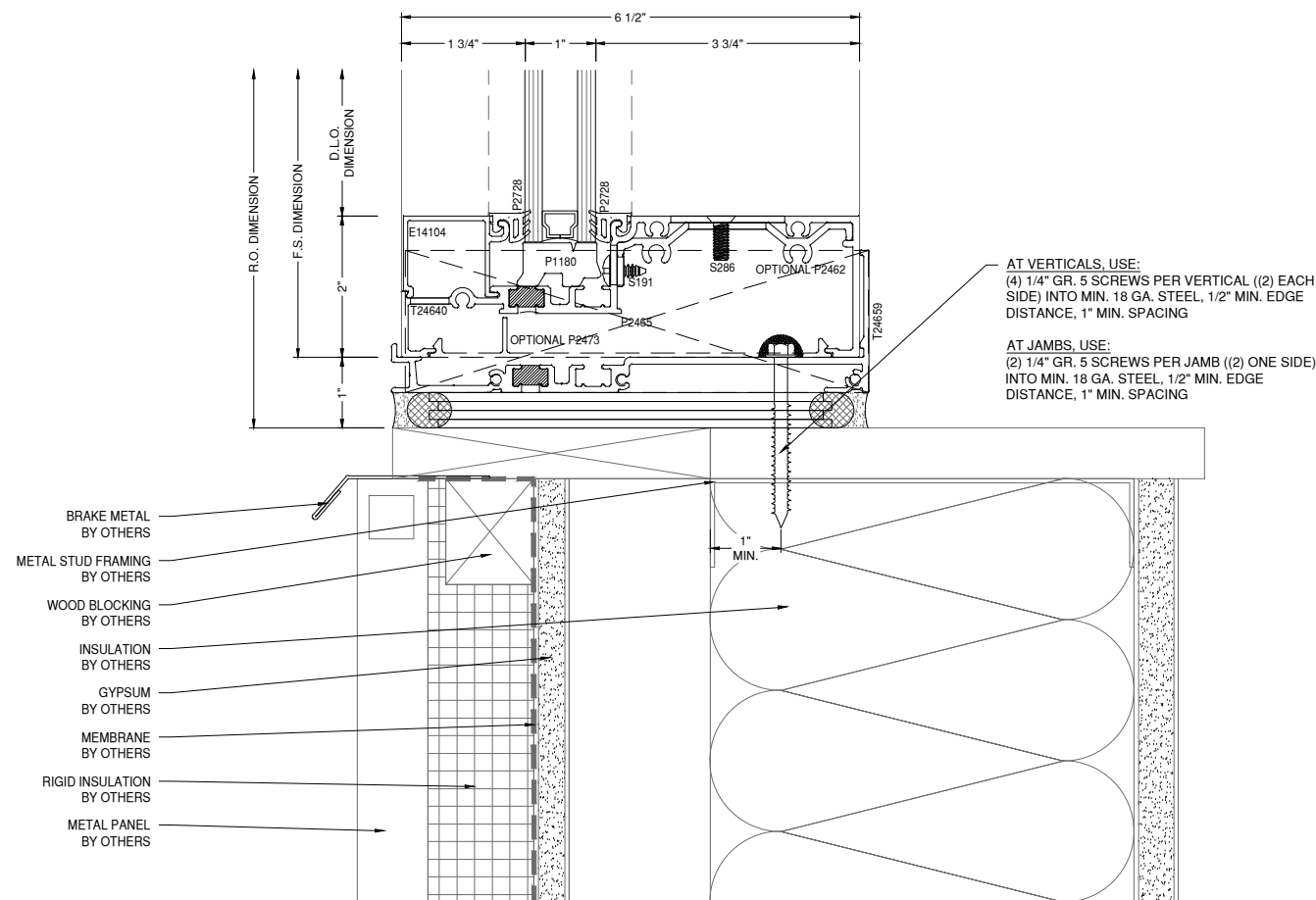
GLAZING CONTRACTOR

999 STREET, ST
CITY, STATE 99999
PH: 999.999.9999

17 SILL DETAIL
D10
DRAWING SCALE
24x36: 3/4:1
11x17: 3/8:1
T24650

18 SILL DETAIL
D10 A310
DRAWING SCALE
24x36: 3/4:1
11x17: 3/8:1
T24650

19 SILL DETAIL
D10 A315
DRAWING SCALE
24x36: 3/4:1
11x17: 3/8:1
T24650



MP drafting
& design
www.MPDRAFTING.com
P: 248.522.7096
F: 248.522.7030

ARCHITECT:

BRANDSTETTER CARROLL INC

2360 CHAUVIN DRIVE
LEXINGTON, KY 40517
859.268.1933

STAMP AREA:

MOST RECENT REVISION 5	DATE 02.24.2026
---------------------------	--------------------

PROJECT NUMBER:
25-176E

PROJECT NAME:
COVINGTON CITY HALL

SHEET DESCRIPTION:
DETAILS

SHEET:
D10

NOTE:
ALL DIMENSIONS TO BE FIELD
VERIFIED PRIOR TO FABRICATION

NOTE:
FASTENERS SHOWN FOR LOCATION
REFERENCE ONLY. FASTENER TYPE, SIZE
AND SPACING ARE TO BE DETERMINED
BY THE PROFESSIONAL ENGINEER.

GLAZING CONTRACTOR

999 STREET, ST
CITY, STATE 99999
PH: 999.999.9999

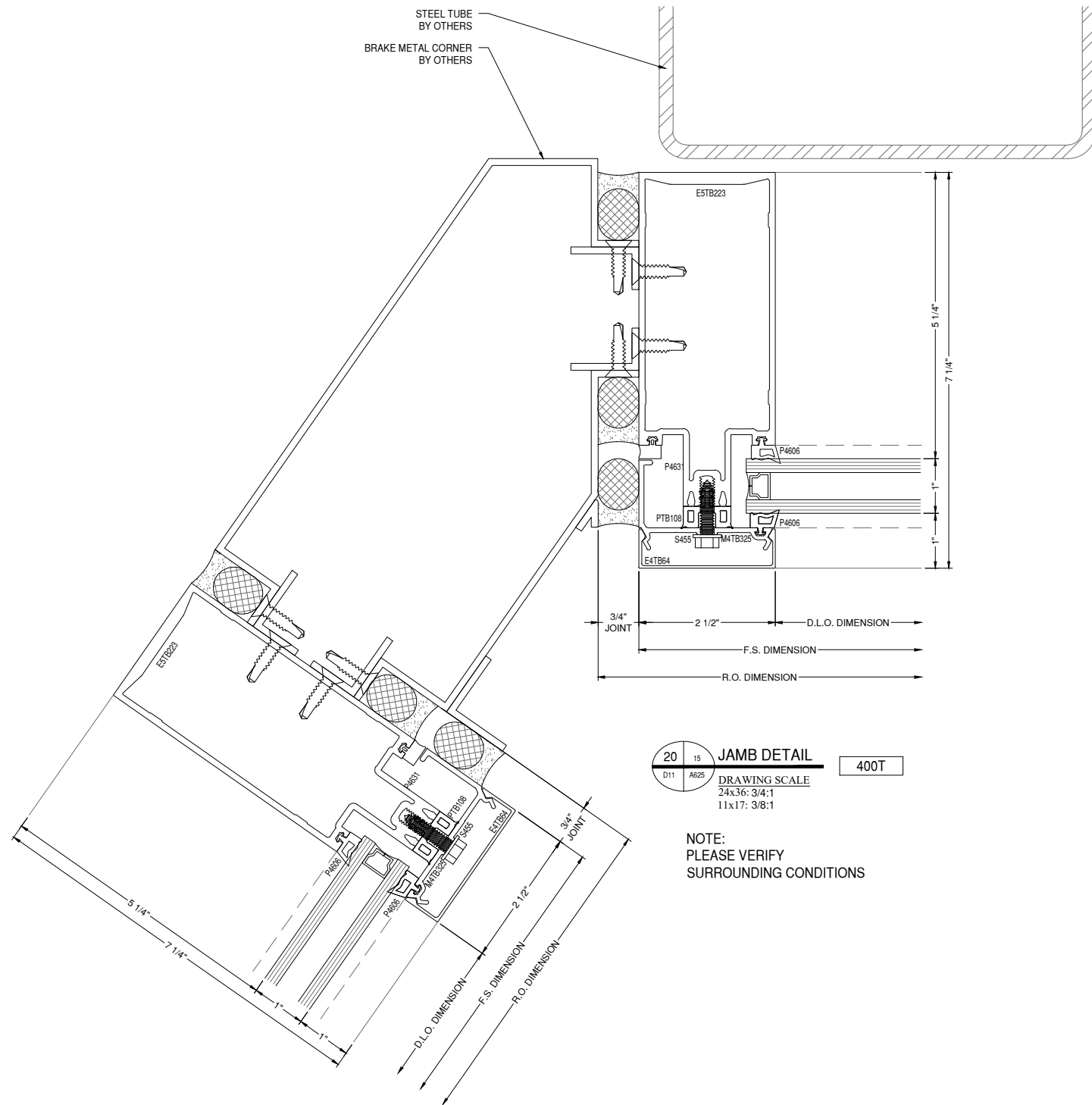
MP drafting
& design

www.MPDRAFTING.com
P: 248.522.7096
F: 248.522.7030

ARCHITECT:

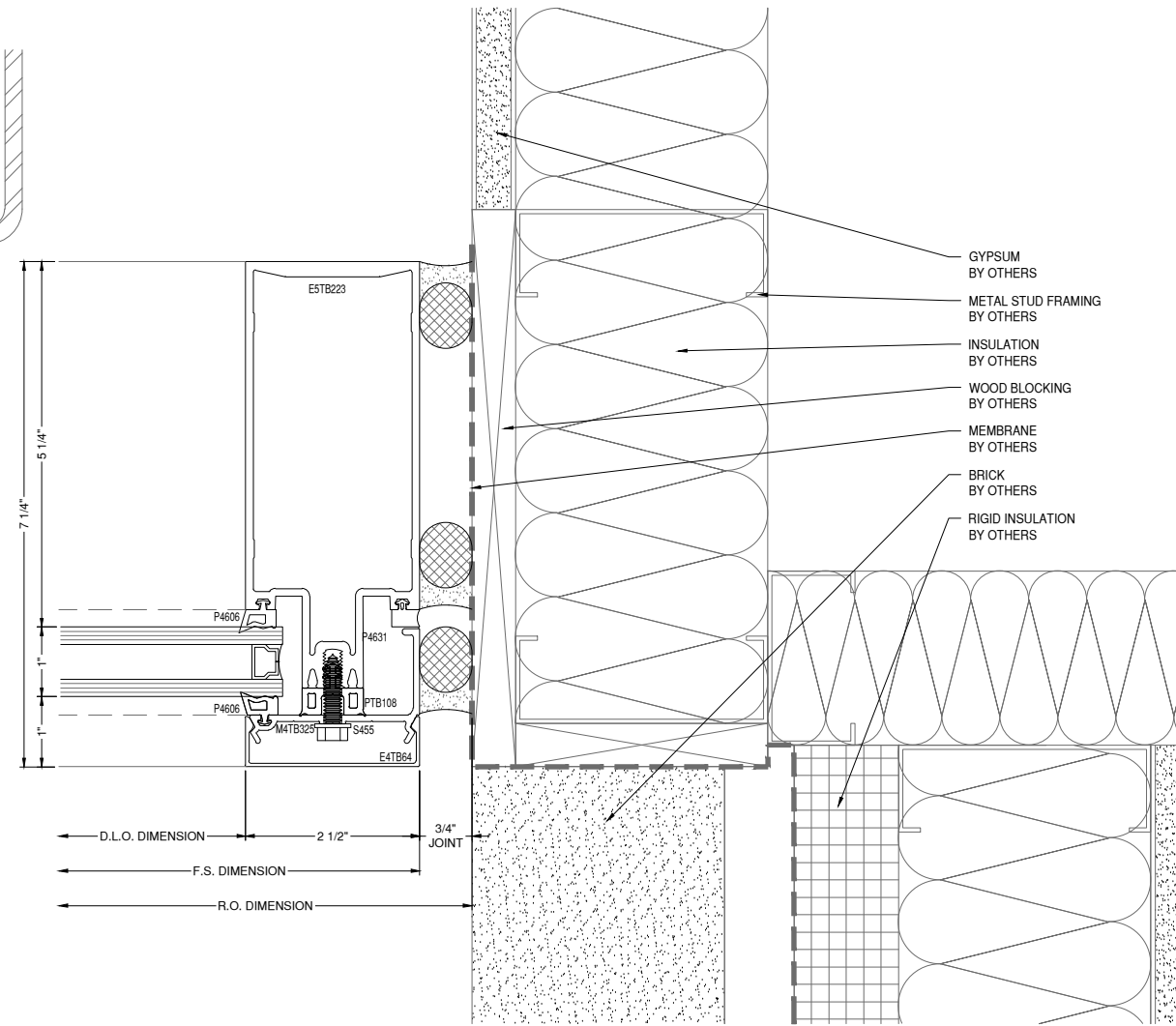
BRANDSTETTER CARROLL INC
2360 CHAUVIN DRIVE
LEXINGTON, KY 40517
859.268.1933

STAMP AREA:



20 15 JAMB DETAIL 400T
D11 A625 DRAWING SCALE
24x36: 3/4:1
11x17: 3/8:1

NOTE:
PLEASE VERIFY
SURROUNDING CONDITIONS



21 16 JAMB DETAIL 400T
D11 A520 DRAWING SCALE
24x36: 3/4:1
11x17: 3/8:1

MOST RECENT REVISION 5	DATE 02.24.2026
---------------------------	--------------------

PROJECT NUMBER:
25-176E

PROJECT NAME:
COVINGTON CITY HALL

SHEET DESCRIPTION:
DETAILS

SHEET:
D11

NOTE:
ALL DIMENSIONS TO BE FIELD
VERIFIED PRIOR TO FABRICATION

NOTE:
FASTENERS SHOWN FOR LOCATION
REFERENCE ONLY. FASTENER TYPE, SIZE
AND SPACING ARE TO BE DETERMINED
BY THE PROFESSIONAL ENGINEER.

GLAZING CONTRACTOR

999 STREET, ST
CITY, STATE 99999
PH: 999.999.9999

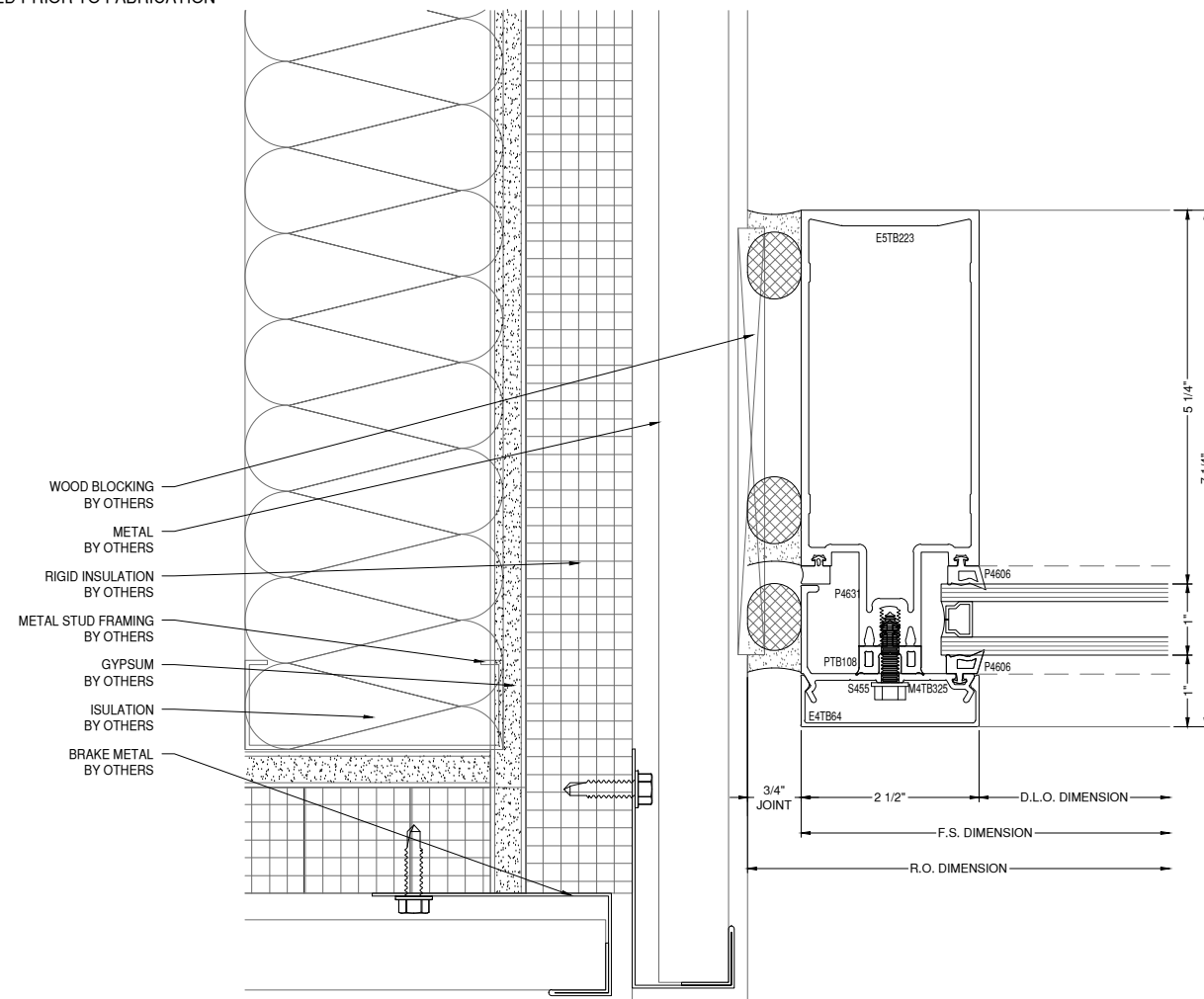


www.MPDRAFTING.com
P: 248.522.7096
F: 248.522.7030

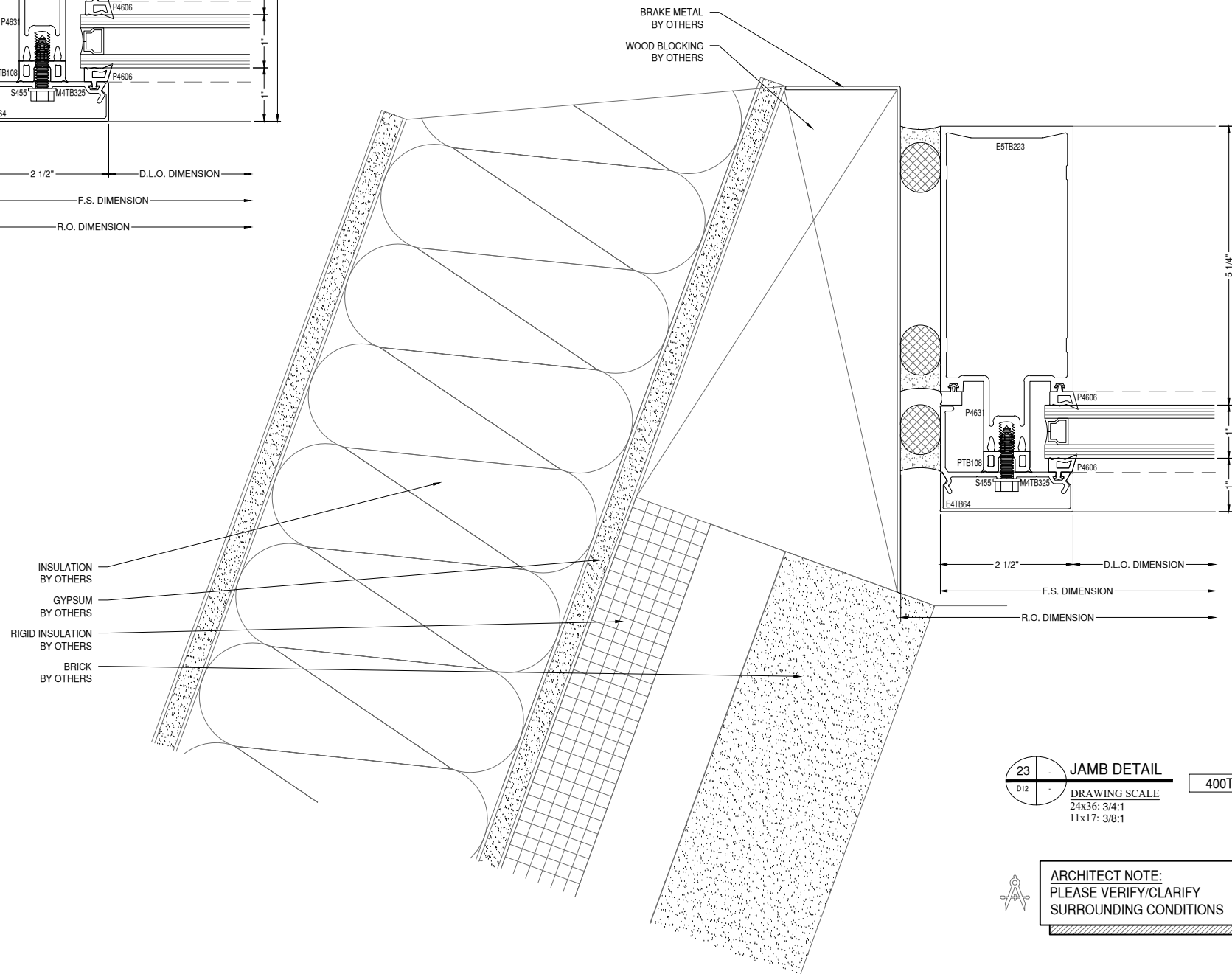
ARCHITECT:

BRANDSTETTER CARROLL INC
2360 CHAUVIN DRIVE
LEXINGTON, KY 40517
859.268.1933

STAMP AREA:



22 JAMB DETAIL
D12 A315
DRAWING SCALE
24x36: 3/4:1
11x17: 3/8:1
400T



INSULATION
BY OTHERS
GYPSUM
BY OTHERS
RIGID INSULATION
BY OTHERS
BRICK
BY OTHERS

23 JAMB DETAIL
D12
DRAWING SCALE
24x36: 3/4:1
11x17: 3/8:1
400T

ARCHITECT NOTE:
PLEASE VERIFY/CLARIFY
SURROUNDING CONDITIONS

MOST RECENT REVISION 5	DATE 02.24.2026
---------------------------	--------------------

PROJECT NUMBER:
25-176E

PROJECT NAME:
COVINGTON CITY HALL

SHEET DESCRIPTION:
DETAILS

SHEET:
D12

NOTE:
ALL DIMENSIONS TO BE FIELD
VERIFIED PRIOR TO FABRICATION

NOTE:
FASTENERS SHOWN FOR LOCATION
REFERENCE ONLY. FASTENER TYPE, SIZE
AND SPACING ARE TO BE DETERMINED
BY THE PROFESSIONAL ENGINEER.

GLAZING CONTRACTOR

999 STREET, ST
CITY, STATE 99999
PH: 999.999.9999

MP drafting & design

www.MPDRAFTING.com
P: 248.522.7096
F: 248.522.7030

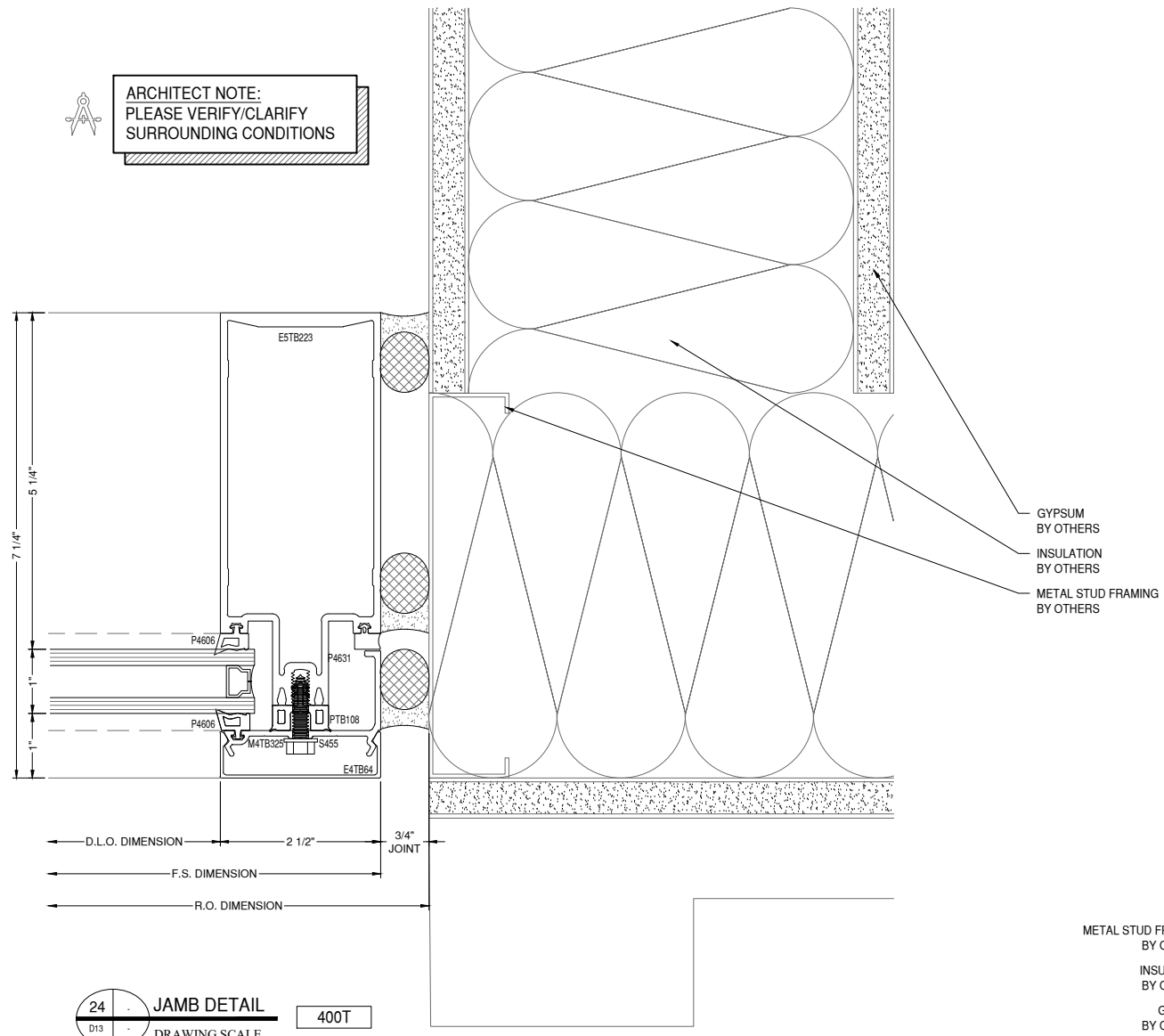
ARCHITECT:

BRANDSTETTER CARROLL INC
2360 CHAUVIN DRIVE
LEXINGTON, KY 40517
859.268.1933

STAMP AREA:

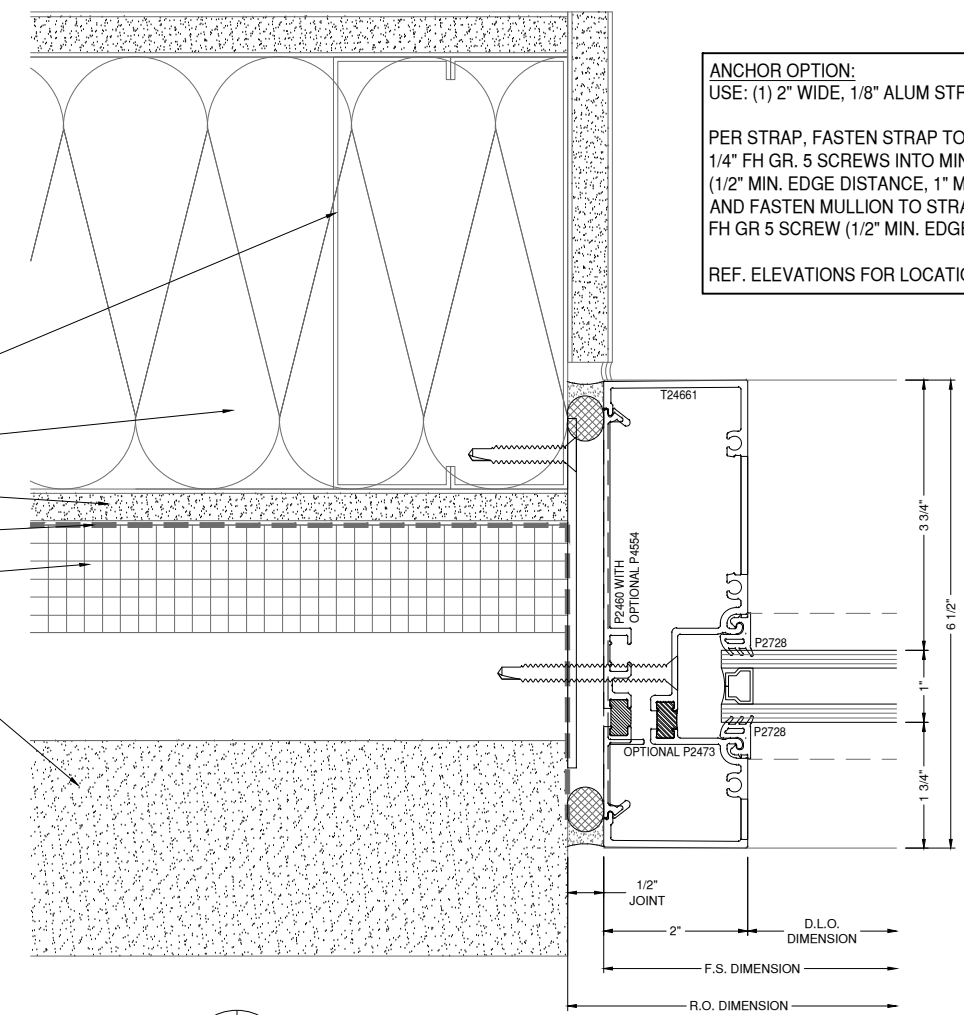


ARCHITECT NOTE:
PLEASE VERIFY/CLARIFY
SURROUNDING CONDITIONS



24 JAMB DETAIL
D13
DRAWING SCALE
24x36: 3/4:1
11x17: 3/8:1
400T

- METAL STUD FRAMING BY OTHERS
- INSULATION BY OTHERS
- GYPSUM BY OTHERS
- MEMBRANE BY OTHERS
- RIGID INSULATION BY OTHERS
- BRICK BY OTHERS



25 JAMB DETAIL
D13 A520
DRAWING SCALE
24x36: 3/4:1
11x17: 3/8:1
T24650

ANCHOR OPTION:
USE: (1) 2" WIDE, 1/8" ALUM STRAP @ 12" O.C.

PER STRAP, FASTEN STRAP TO LGM WITH (2) 1/4" FH GR. 5 SCREWS INTO MIN. 18 GA. STEEL (1/2" MIN. EDGE DISTANCE, 1" MIN. SPACING), AND FASTEN MULLION TO STRAP WITH (1) 1/4" FH GR 5 SCREW (1/2" MIN. EDGE DISTANCE).

REF. ELEVATIONS FOR LOCATIONS.

MOST RECENT REVISION 5	DATE 02.24.2026
---------------------------	--------------------

PROJECT NUMBER:
25-176E

PROJECT NAME:
COVINGTON CITY HALL

SHEET DESCRIPTION:
DETAILS

SHEET:
D13

NOTE:
ALL DIMENSIONS TO BE FIELD
VERIFIED PRIOR TO FABRICATION

NOTE:
FASTENERS SHOWN FOR LOCATION
REFERENCE ONLY. FASTENER TYPE, SIZE
AND SPACING ARE TO BE DETERMINED
BY THE PROFESSIONAL ENGINEER.

GLAZING CONTRACTOR

999 STREET, ST
CITY, STATE 99999
PH: 999.999.9999

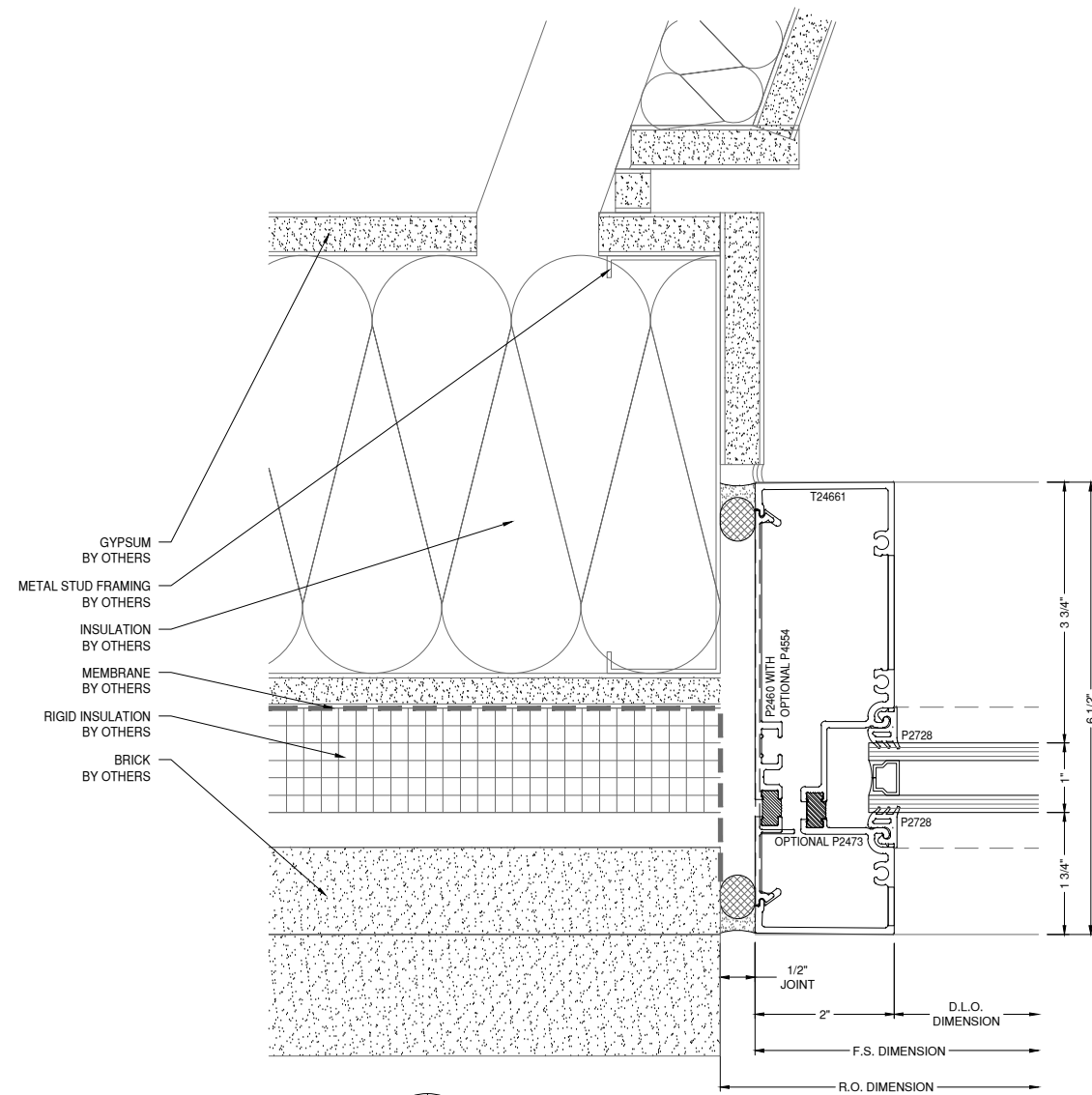
MP drafting
& design

www.MPDRAFTING.com
P: 248.522.7096
F: 248.522.7030

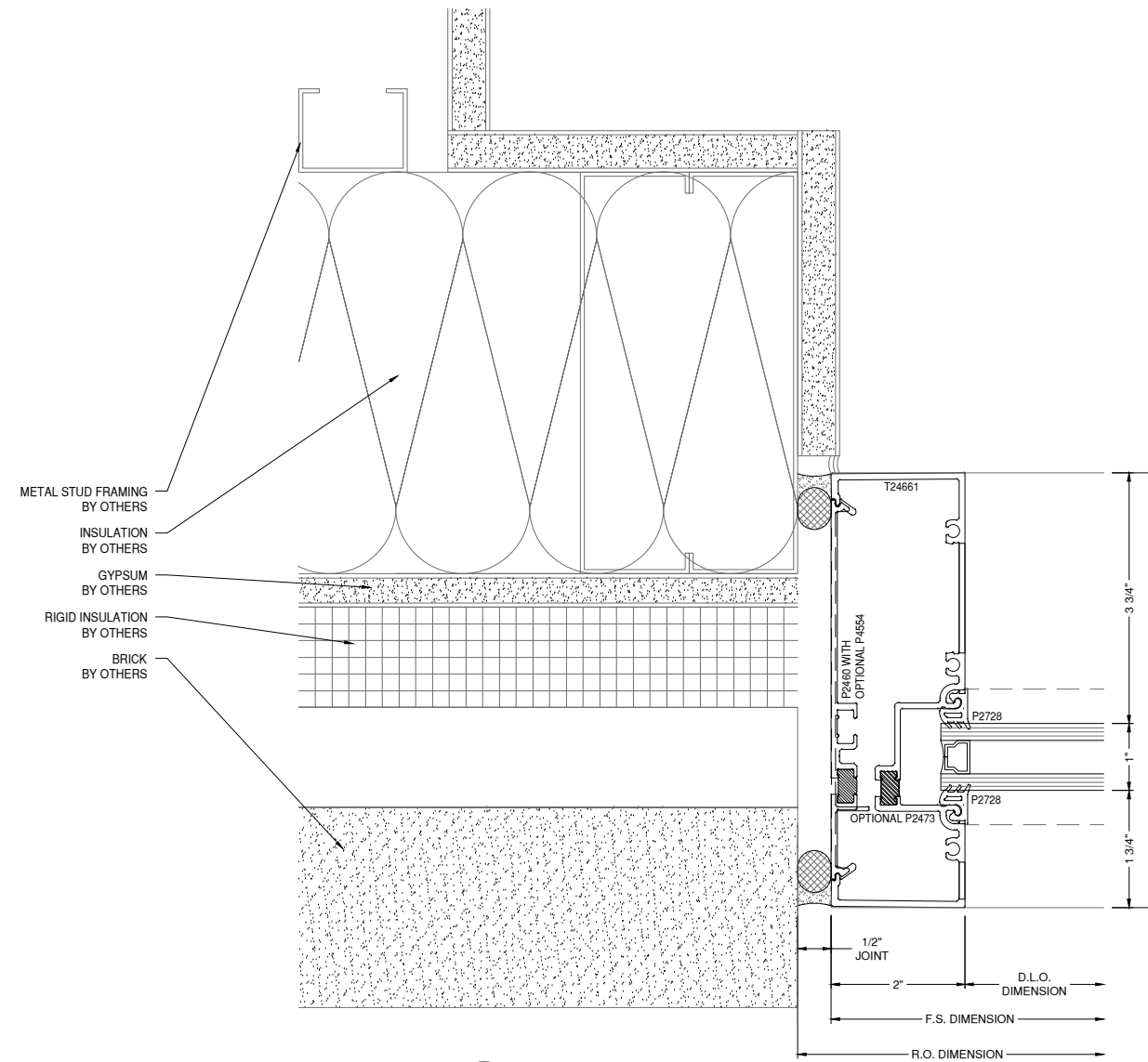
ARCHITECT:

BRANDSTETTER CARROLL INC
2360 CHAUVIN DRIVE
LEXINGTON, KY 40517
859.268.1933

STAMP AREA:



26 6
D14 A520
JAMB DETAIL
DRAWING SCALE
24x36: 3/4:1
11x17: 3/8:1
T24650



27 10
D14 A521
JAMB DETAIL
DRAWING SCALE
24x36: 3/4:1
11x17: 3/8:1
T24650

MOST RECENT REVISION 5	DATE 02.24.2026
---------------------------	--------------------

PROJECT NUMBER:
25-176E

PROJECT NAME:
COVINGTON CITY HALL

SHEET DESCRIPTION:
DETAILS

SHEET:
D14

NOTE:
ALL DIMENSIONS TO BE FIELD
VERIFIED PRIOR TO FABRICATION

NOTE:
FASTENERS SHOWN FOR LOCATION
REFERENCE ONLY. FASTENER TYPE, SIZE
AND SPACING ARE TO BE DETERMINED
BY THE PROFESSIONAL ENGINEER.

GLAZING CONTRACTOR

999 STREET, ST
CITY, STATE 99999
PH: 999.999.9999

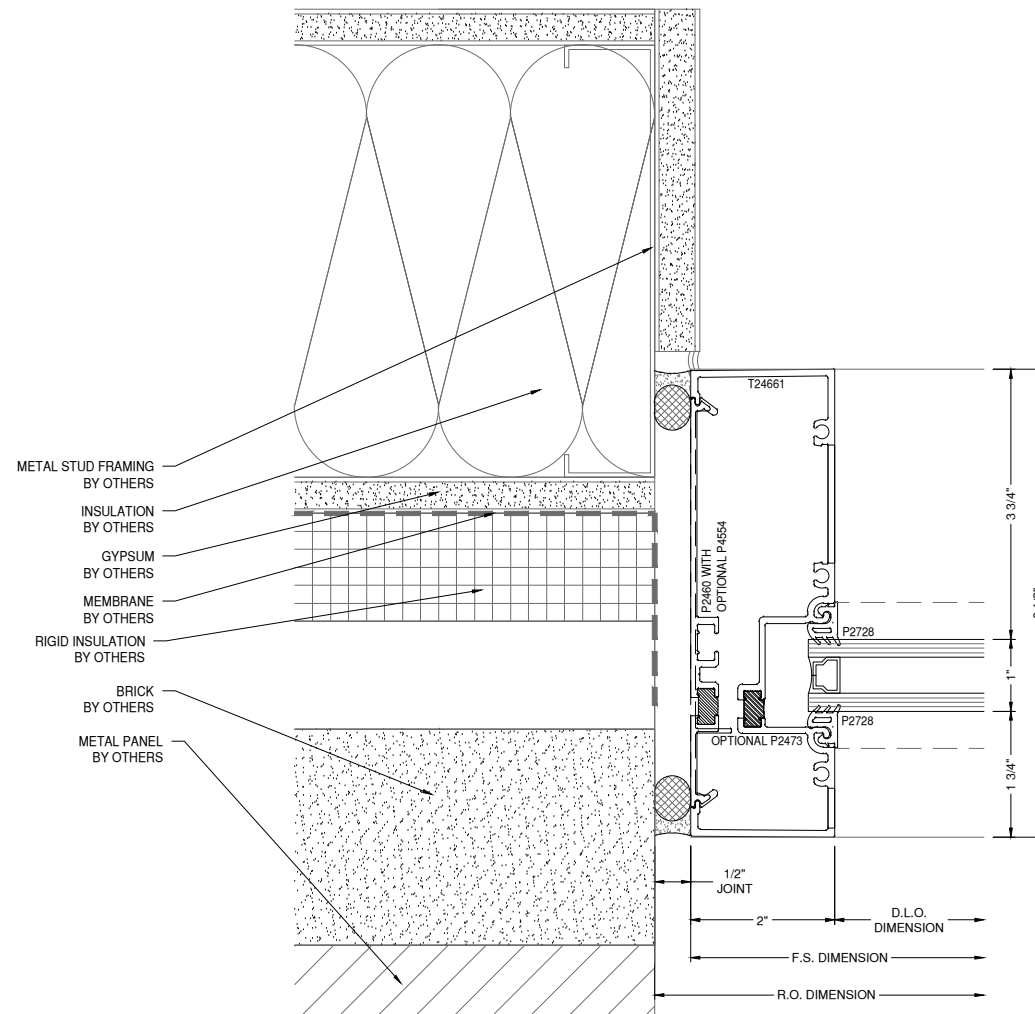
MP drafting
& design

www.MPDRAFTING.com
P: 248.522.7096
F: 248.522.7030

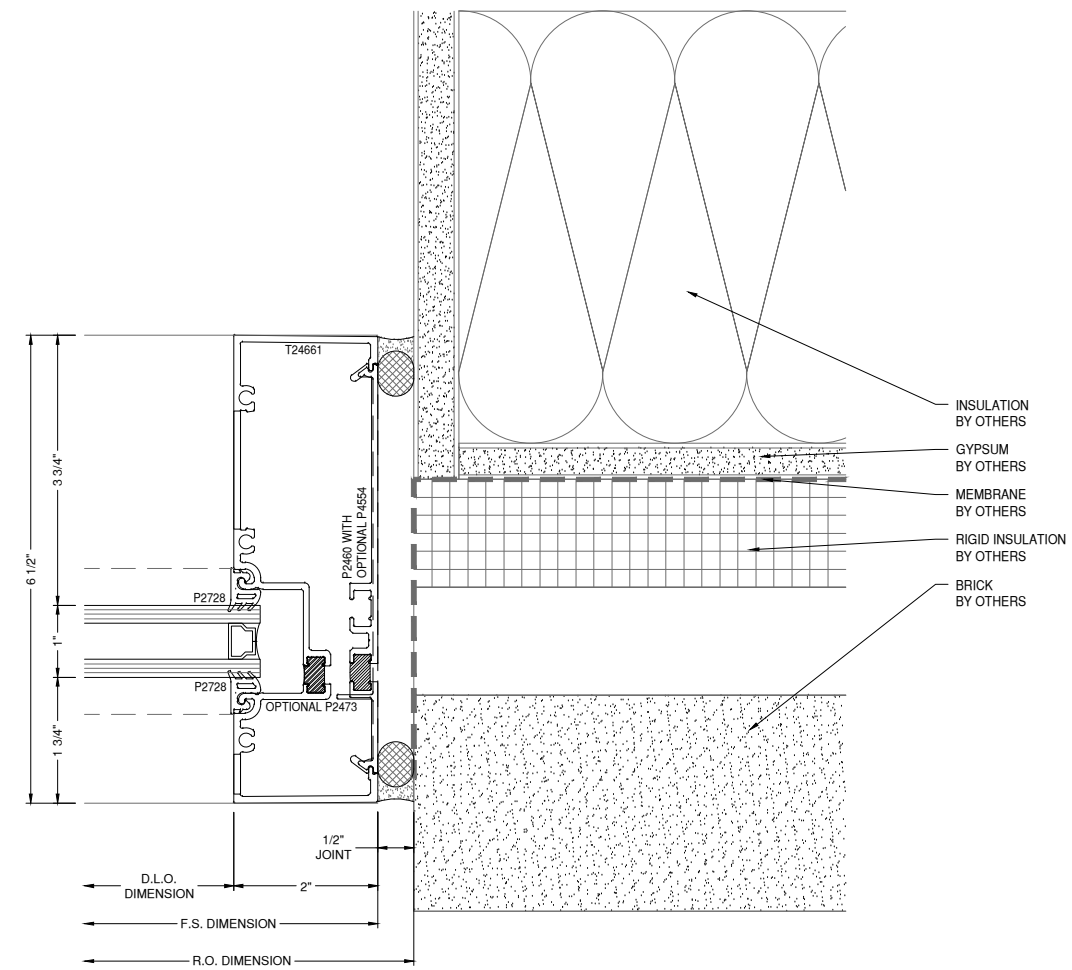
ARCHITECT:

BRANDSTETTER CARROLL INC
2360 CHAUVIN DRIVE
LEXINGTON, KY 40517
859.268.1933

STAMP AREA:



28 1 JAMB DETAIL T24650
D15 A522
DRAWING SCALE
24x36: 3/4:1
11x17: 3/8:1



29 18 JAMB DETAIL T24650
D15 A520
DRAWING SCALE
24x36: 3/4:1
11x17: 3/8:1

MOST RECENT REVISION 5	DATE 02.24.2026
---------------------------	--------------------

PROJECT NUMBER:
25-176E

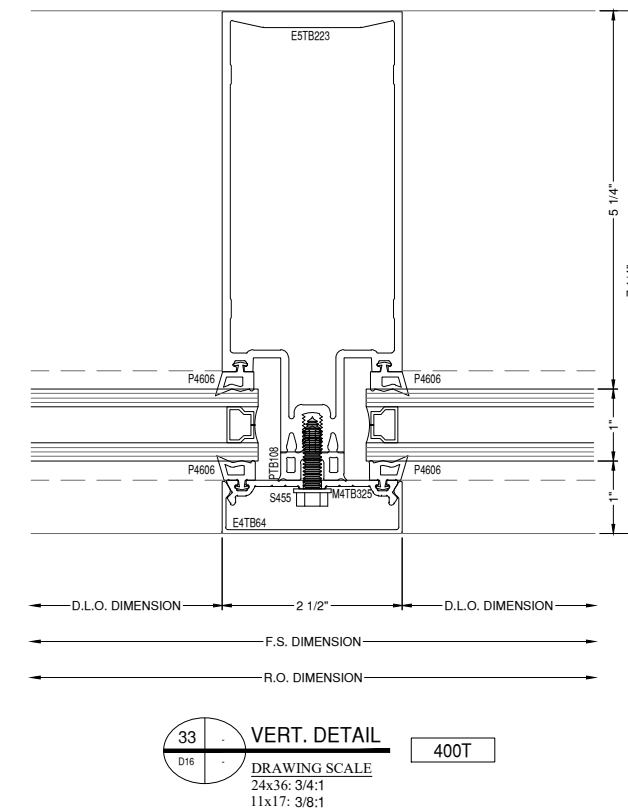
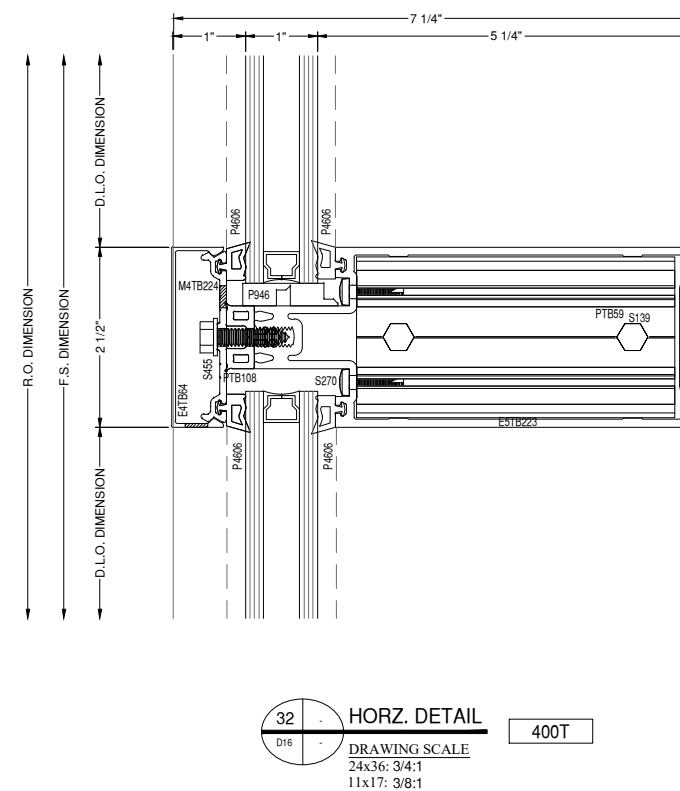
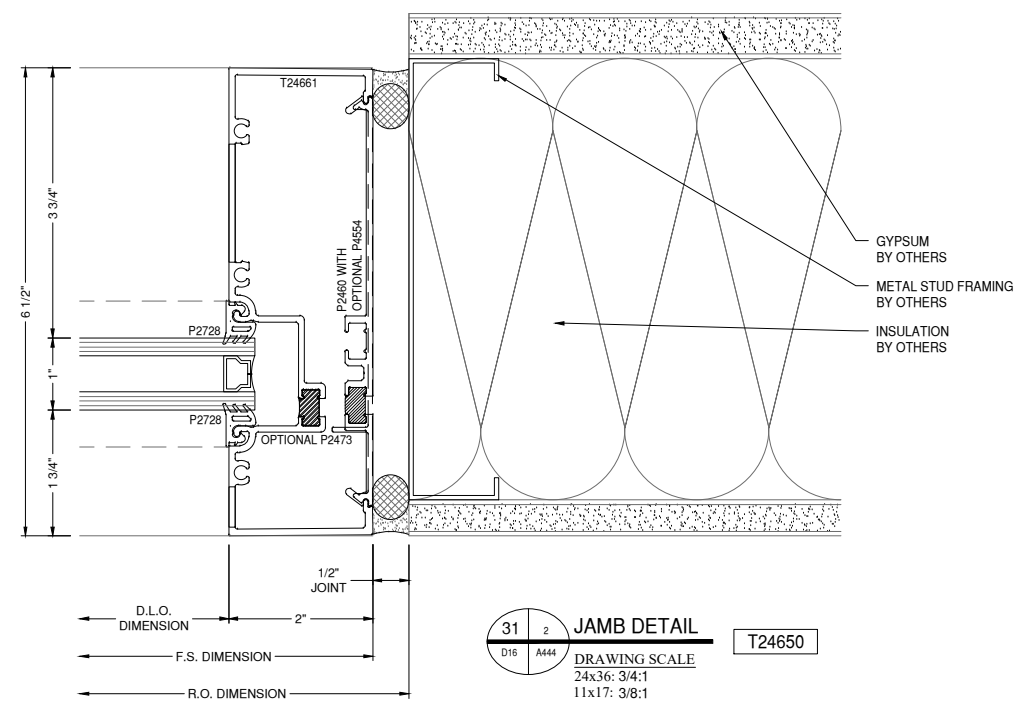
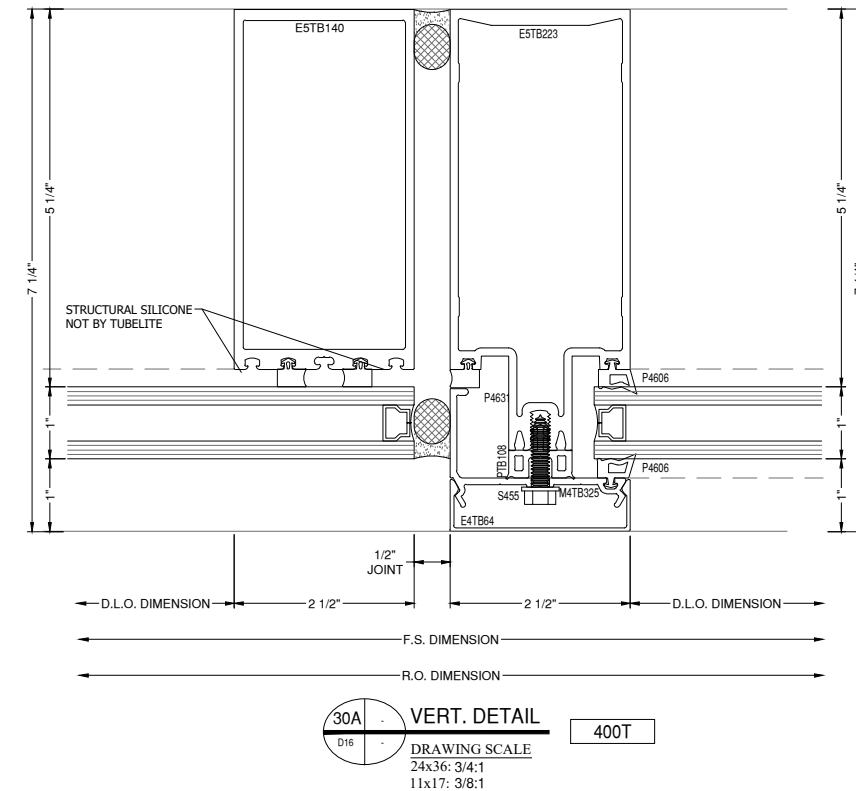
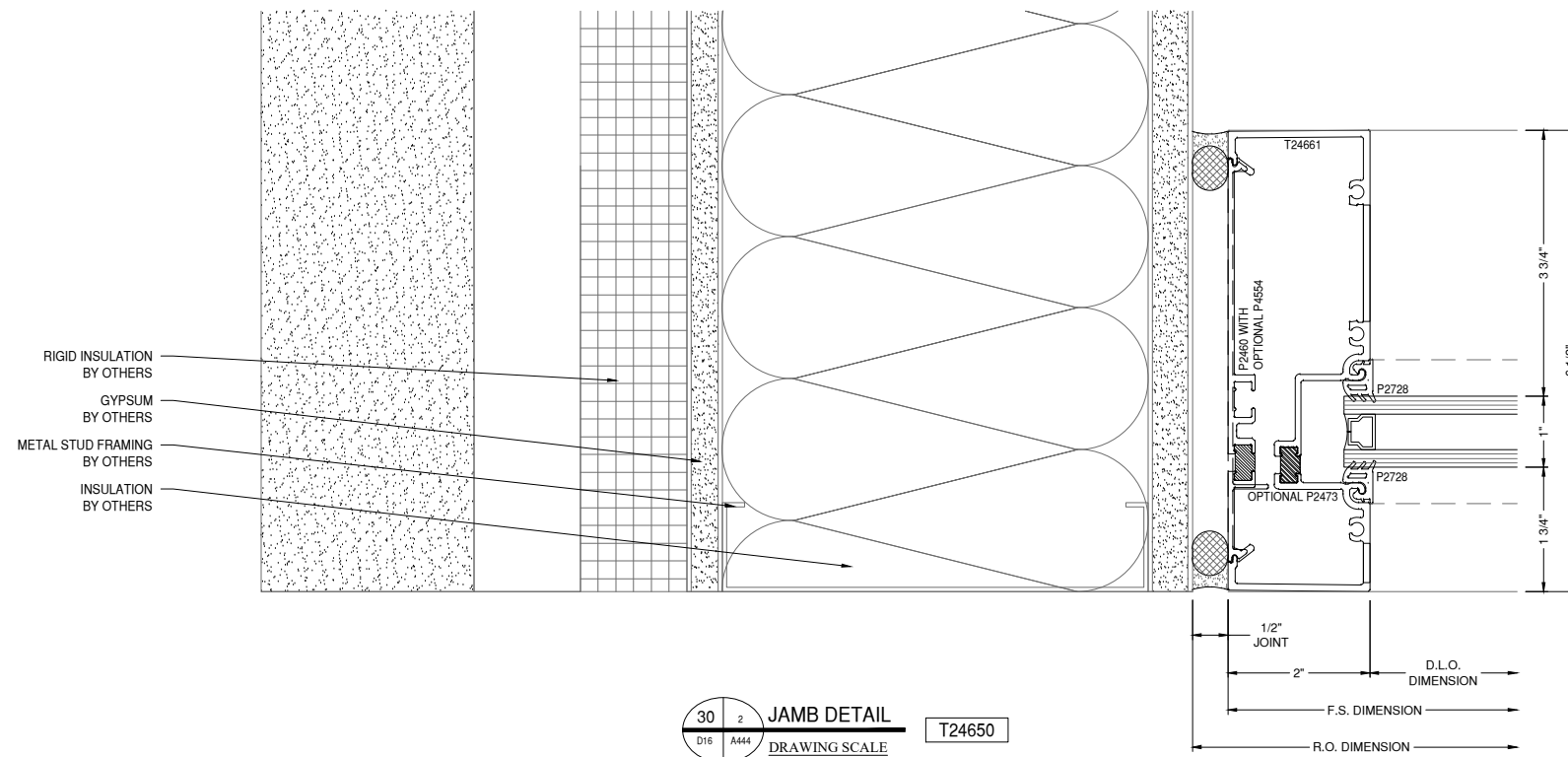
PROJECT NAME:
COVINGTON CITY HALL

SHEET DESCRIPTION:
DETAILS

SHEET:
D15

NOTE:
ALL DIMENSIONS TO BE FIELD
VERIFIED PRIOR TO FABRICATION

NOTE:
FASTENERS SHOWN FOR LOCATION
REFERENCE ONLY. FASTENER TYPE, SIZE
AND SPACING ARE TO BE DETERMINED
BY THE PROFESSIONAL ENGINEER.



GLAZING CONTRACTOR

999 STREET, ST
CITY, STATE 99999
PH: 999.999.9999



www.MPDRAFTING.com
P: 248.522.7096
F: 248.522.7030

ARCHITECT:

BRANDSTETTER CARROLL INC
2360 CHAUVIN DRIVE
LEXINGTON, KY 40517
859.268.1933

STAMP AREA:

MOST RECENT REVISION 5 DATE 02.24.2026

PROJECT NUMBER:
25-176E

PROJECT NAME:
COVINGTON CITY HALL

SHEET DESCRIPTION:
DETAILS

SHEET:
D16

NOTE:
ALL DIMENSIONS TO BE FIELD
VERIFIED PRIOR TO FABRICATION

NOTE:
FASTENERS SHOWN FOR LOCATION
REFERENCE ONLY. FASTENER TYPE, SIZE
AND SPACING ARE TO BE DETERMINED
BY THE PROFESSIONAL ENGINEER.

GLAZING CONTRACTOR

999 STREET, ST
CITY, STATE 99999
PH: 999.999.9999

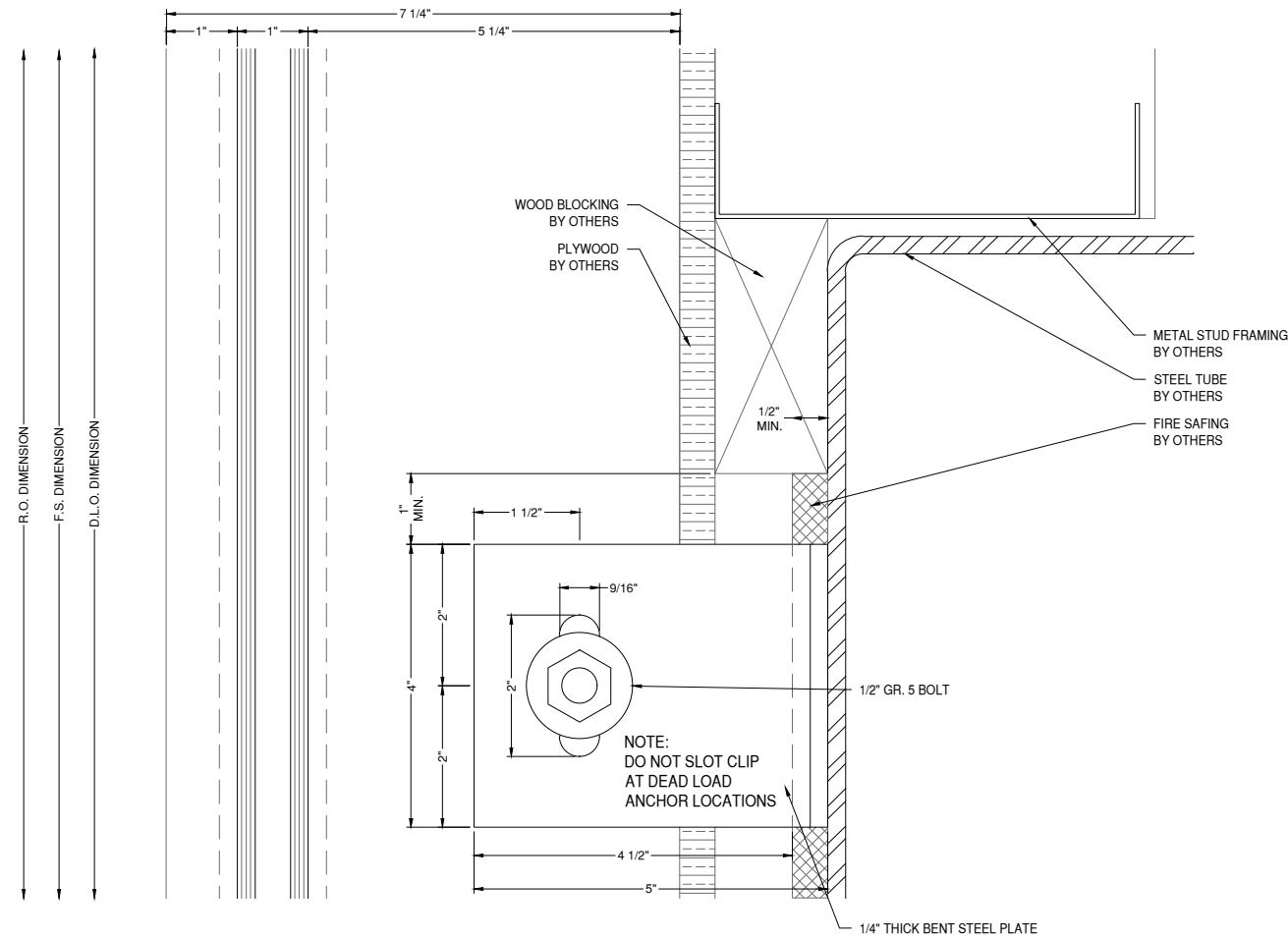
MP drafting
& design

www.MPDRAFTING.com
P: 248.522.7096
F: 248.522.7030

ARCHITECT:

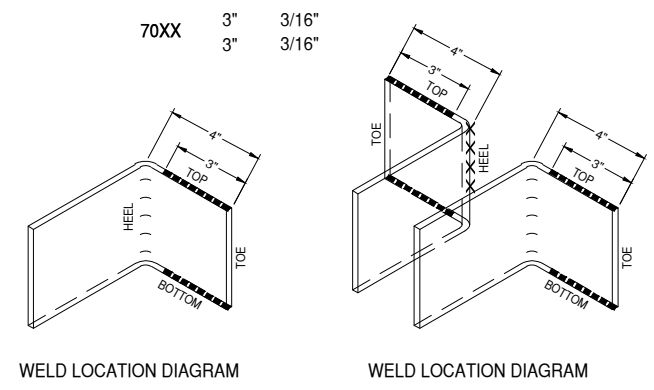
BRANDSTETTER CARROLL INC
2360 CHAUVIN DRIVE
LEXINGTON, KY 40517
859.268.1933

STAMP AREA:

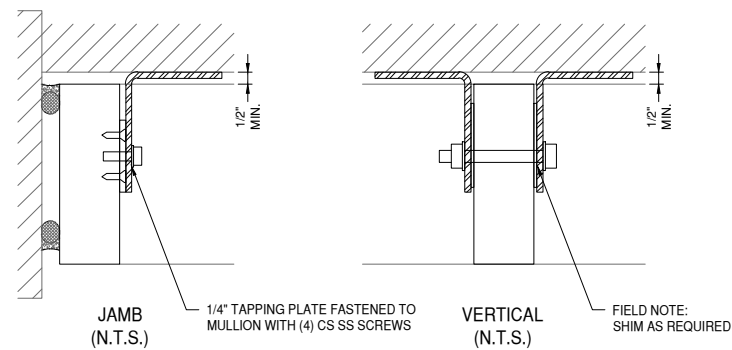


33A ANCHOR DETAIL **400T**
D16A
DRAWING SCALE
24x36: 3/4:1
11x17: 3/8:1

3" LONG 3/16" FILLET WELD
ALONG TO & BOTTOM
LENGTH OF WIND LOAD CLIP: 4"



NOTE:
PLEASE COORDINATE THE CONNECTION
AT THE CORNER. I BEAMS AND TUBE STEEL
MAY NEED TO BE MODIFIED IN ORDER FOR
THE CLIPS TO A MOUNTING SURFACE.



MOST RECENT REVISION	DATE
5	02.24.2026

PROJECT NUMBER:
25-176E

PROJECT NAME:
COVINGTON CITY HALL

SHEET DESCRIPTION:
DETAILS

SHEET:
D16A

NOTE:
ALL DIMENSIONS TO BE FIELD
VERIFIED PRIOR TO FABRICATION

NOTE:
FASTENERS SHOWN FOR LOCATION
REFERENCE ONLY. FASTENER TYPE, SIZE
AND SPACING ARE TO BE DETERMINED
BY THE PROFESSIONAL ENGINEER.

GLAZING CONTRACTOR

999 STREET, ST
CITY, STATE 99999
PH: 999.999.9999

MP drafting
& design

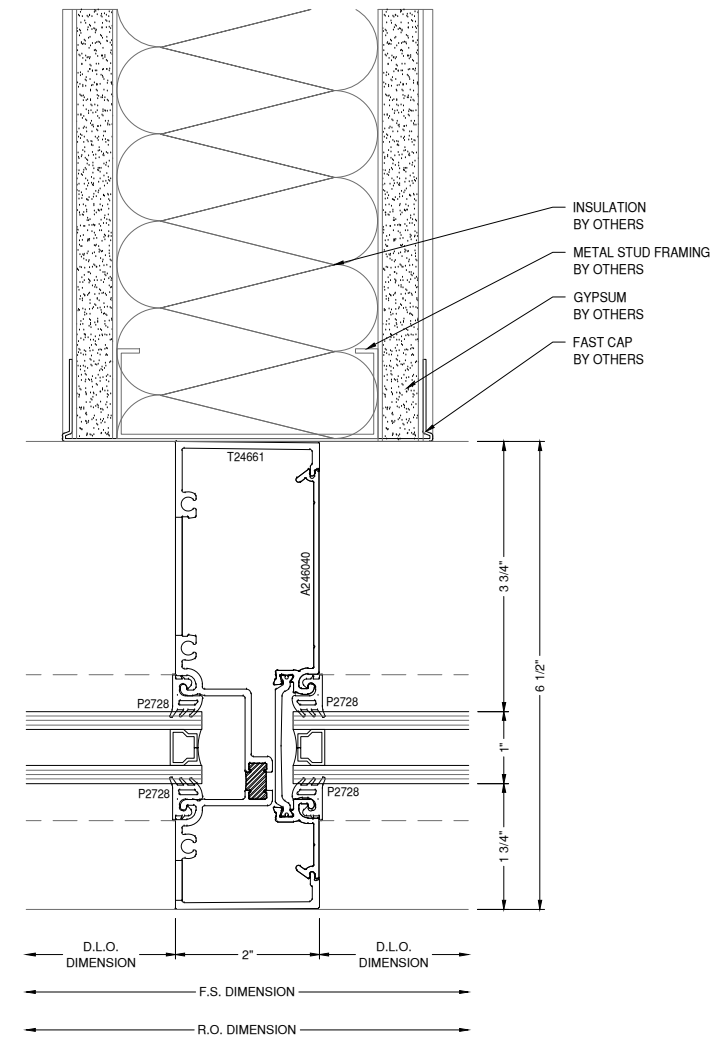
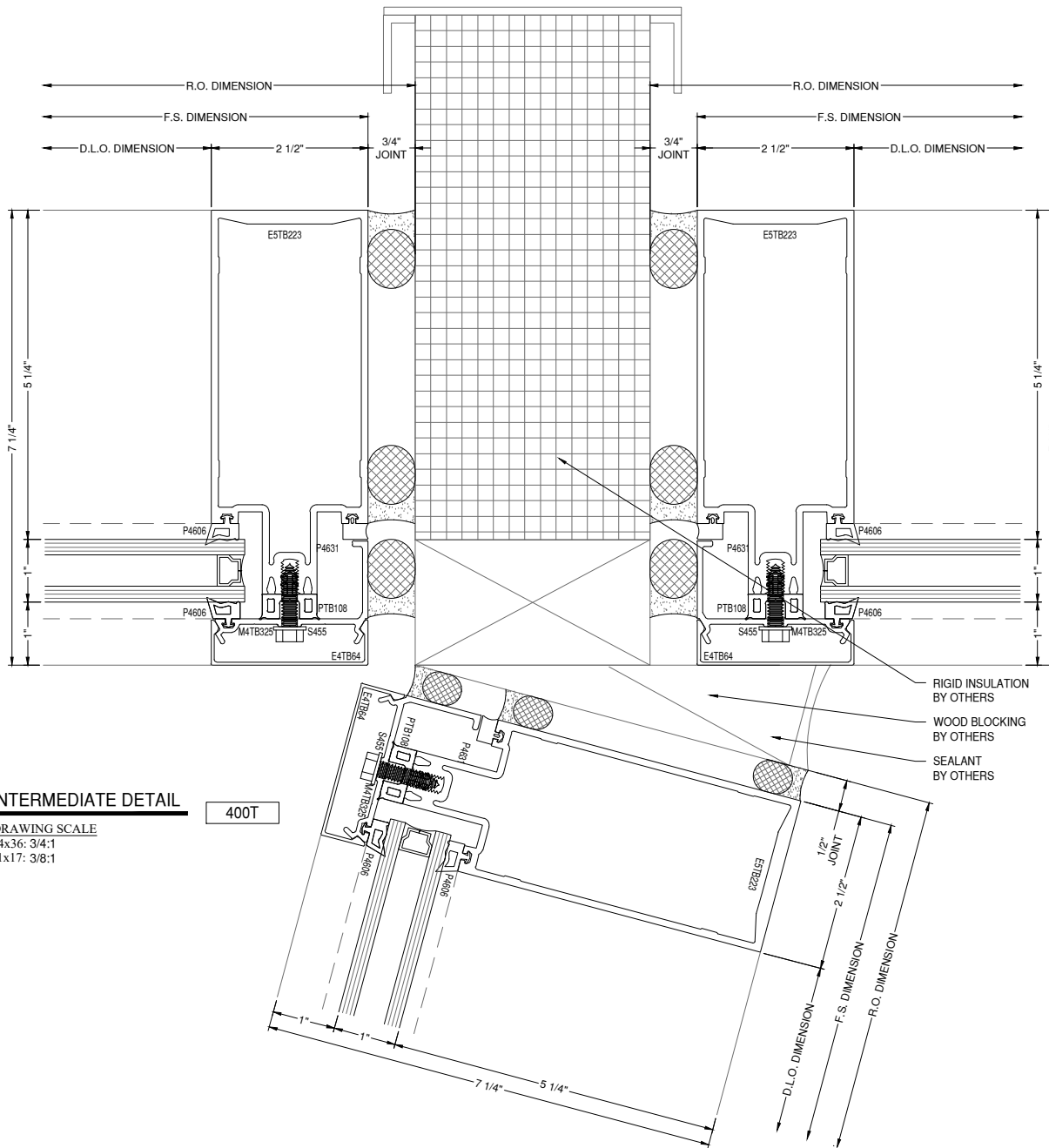
www.MPDRAFTING.com
P: 248.522.7096
F: 248.522.7030

ARCHITECT:

BRANDSTETTER CARROLL INC

2360 CHAUVIN DRIVE
LEXINGTON, KY 40517
859.268.1933

STAMP AREA:



34 16
D17 AB25 **INTERMEDIATE DETAIL** **400T**
DRAWING SCALE
24x36: 3/4:1
11x17: 3/8:1

35 17
D17 AB25 **VERT. DETAIL** **T24650**
DRAWING SCALE
24x36: 3/4:1
11x17: 3/8:1

RIGID INSULATION
BY OTHERS
WOOD BLOCKING
BY OTHERS
SEALANT
BY OTHERS

INSULATION
BY OTHERS
METAL STUD FRAMING
BY OTHERS
GYPSUM
BY OTHERS
FAST CAP
BY OTHERS

MOST RECENT REVISION 5	DATE 02.24.2026
---------------------------	--------------------

PROJECT NUMBER:
25-176E

PROJECT NAME:
COVINGTON CITY HALL

SHEET DESCRIPTION:
DETAILS

SHEET:
D17

NOTE:
ALL DIMENSIONS TO BE FIELD
VERIFIED PRIOR TO FABRICATION

NOTE:
FASTENERS SHOWN FOR LOCATION
REFERENCE ONLY. FASTENER TYPE, SIZE
AND SPACING ARE TO BE DETERMINED
BY THE PROFESSIONAL ENGINEER.

GLAZING CONTRACTOR

999 STREET, ST
CITY, STATE 99999
PH: 999.999.9999

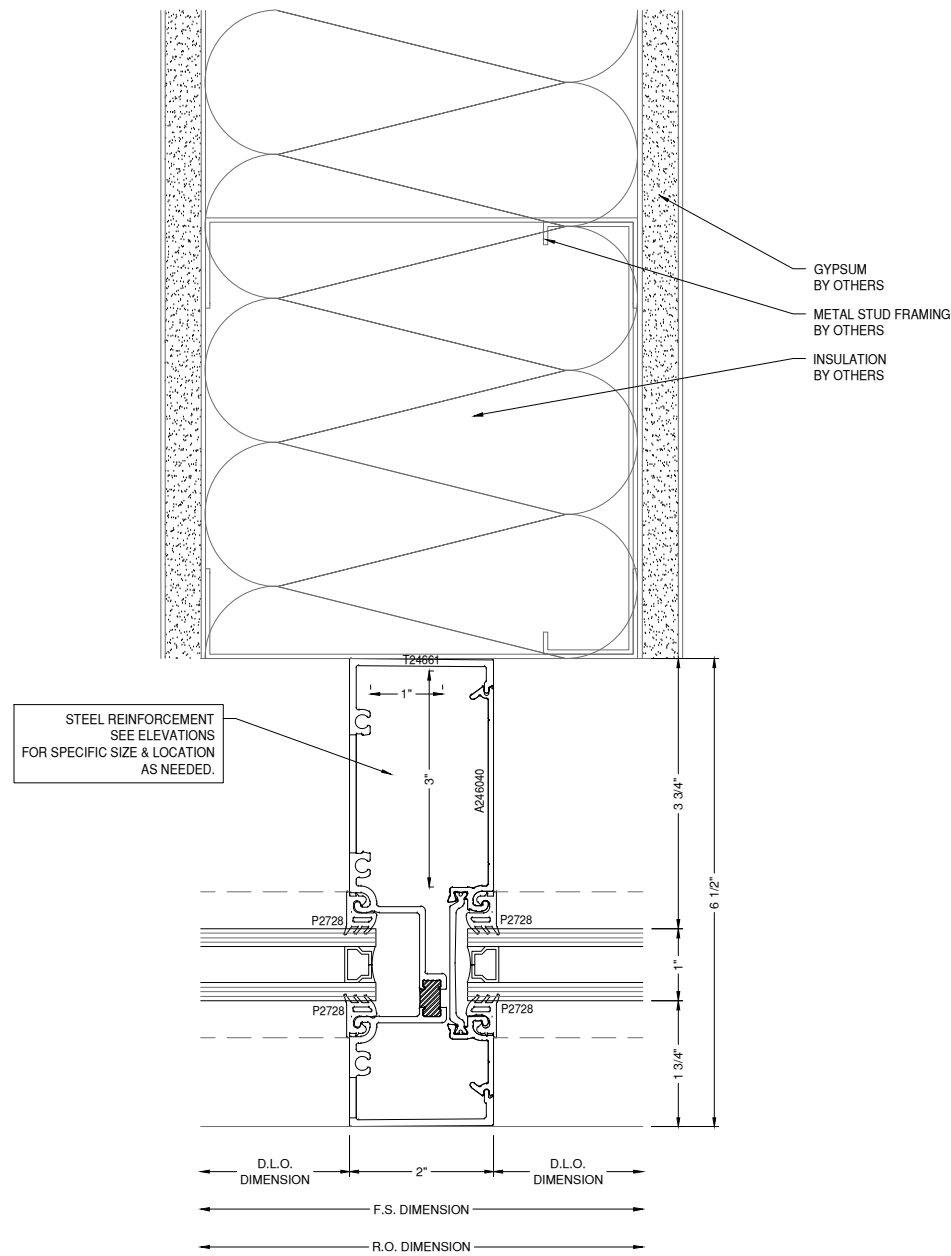
MP drafting
& design

www.MPDRAFTING.com
P: 248.522.7096
F: 248.522.7030

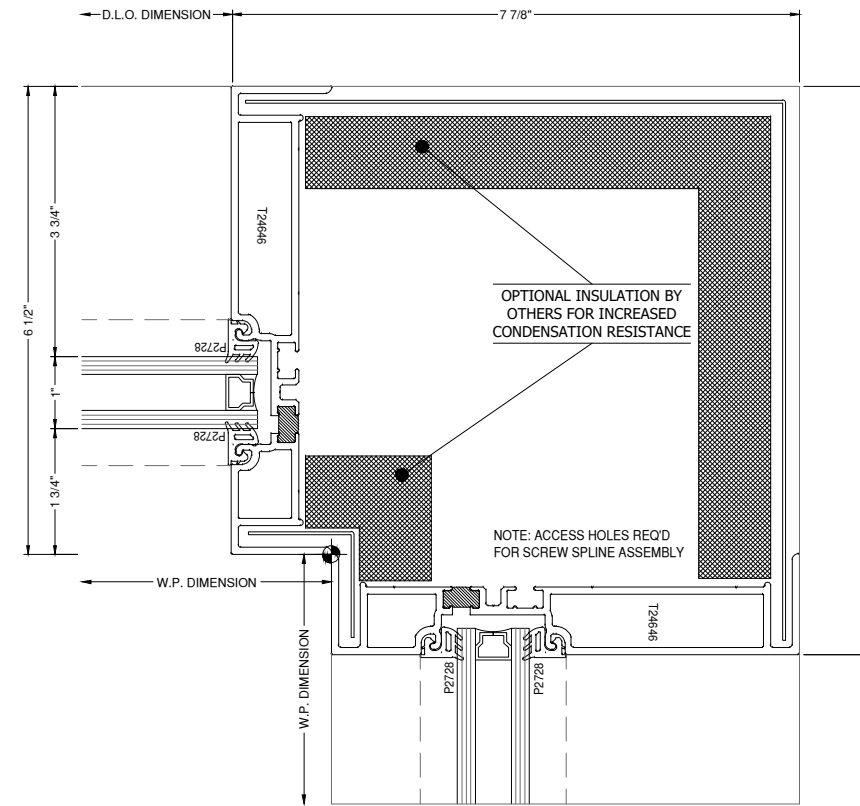
ARCHITECT:

BRANDSTETTER CARROLL INC
2360 CHAUVIN DRIVE
LEXINGTON, KY 40517
859.268.1933

STAMP AREA:



36 VERT. DETAIL
DRAWING SCALE
24x36: 3/4:1
11x17: 3/8:1
T24650



70 CORNER DETAIL
DRAWING SCALE
24x36: 3/4:1
11x17: 3/8:1
T24650

MOST RECENT REVISION 5	DATE 02.24.2026
---------------------------	--------------------

PROJECT NUMBER:
25-176E

PROJECT NAME:
COVINGTON CITY HALL

SHEET DESCRIPTION:
DETAILS

SHEET:
D18

NOTE:
ALL DIMENSIONS TO BE FIELD
VERIFIED PRIOR TO FABRICATION

NOTE:
FASTENERS SHOWN FOR LOCATION
REFERENCE ONLY. FASTENER TYPE, SIZE
AND SPACING ARE TO BE DETERMINED
BY THE PROFESSIONAL ENGINEER.

GLAZING CONTRACTOR

999 STREET, ST
CITY, STATE 99999
PH: 999.999.9999

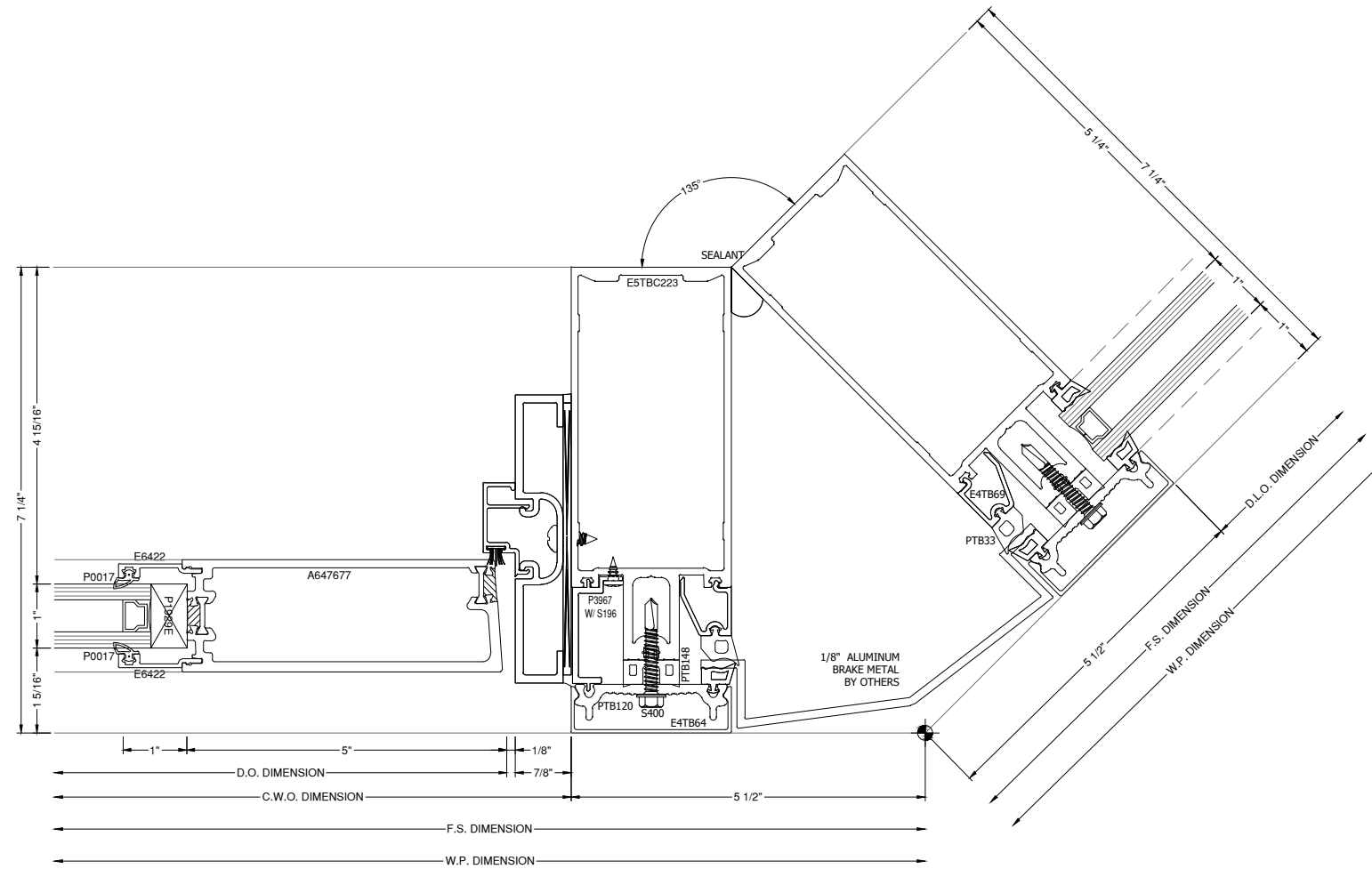
MP drafting
& design

www.MPDRAFTING.com
P: 248.522.7096
F: 248.522.7030

ARCHITECT:

BRANDSTETTER CARROLL INC
2360 CHAUVIN DRIVE
LEXINGTON, KY 40517
859.268.1933

STAMP AREA:



37A CORNER/DOOR JAMB DETAIL **400T**
DRAWING SCALE
24x36: 3/4:1
11x17: 3/8:1

MOST RECENT REVISION 5	DATE 02.24.2026
---------------------------	--------------------

PROJECT NUMBER:
25-176E

PROJECT NAME:
COVINGTON CITY HALL

SHEET DESCRIPTION:
DETAILS

SHEET:
D18A

NOTE:
ALL DIMENSIONS TO BE FIELD
VERIFIED PRIOR TO FABRICATION

NOTE:
FASTENERS SHOWN FOR LOCATION
REFERENCE ONLY. FASTENER TYPE, SIZE
AND SPACING ARE TO BE DETERMINED
BY THE PROFESSIONAL ENGINEER.

GLAZING CONTRACTOR

999 STREET, ST
CITY, STATE 99999
PH: 999.999.9999

MP drafting
& design

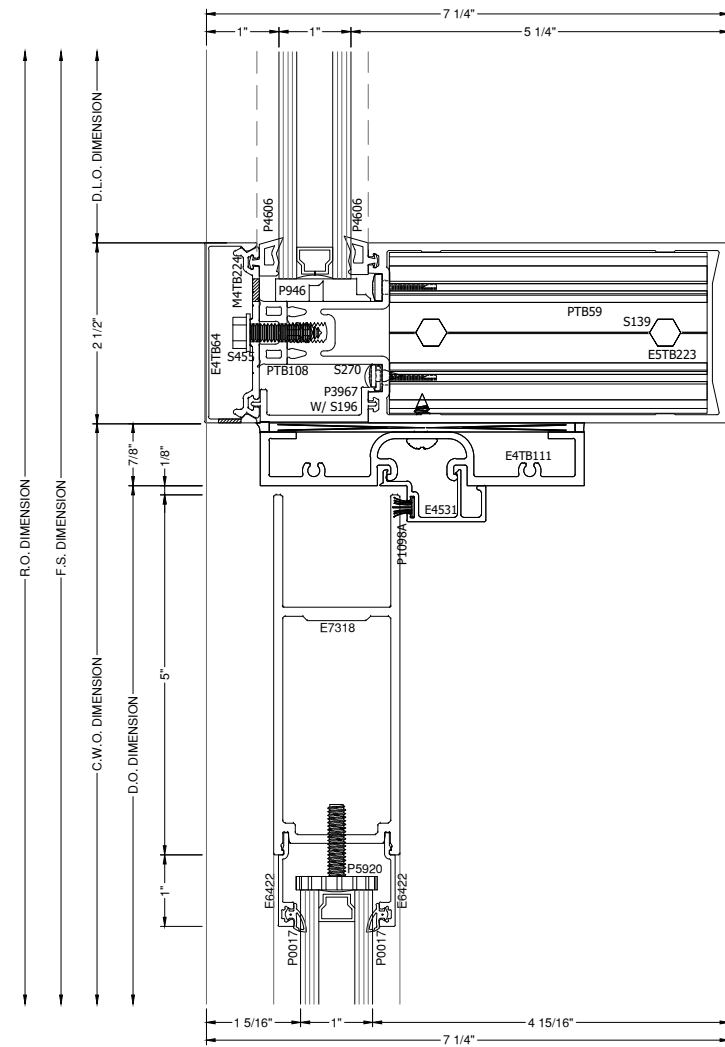
www.MPDRAFTING.com
P: 248.522.7096
F: 248.522.7030

ARCHITECT:

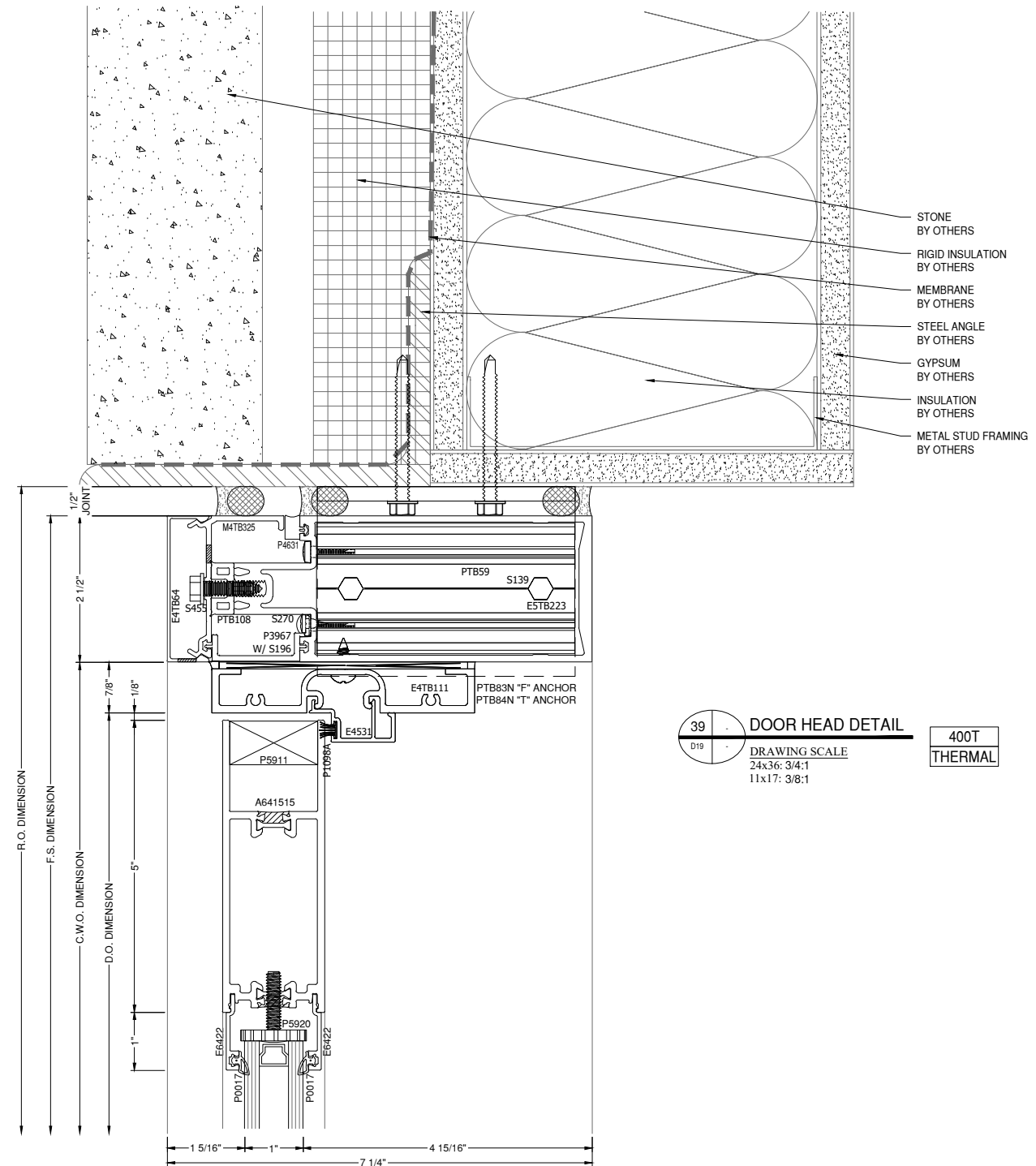
BRANDSTETTER CARROLL INC

2360 CHAUVIN DRIVE
LEXINGTON, KY 40517
859.268.1933

STAMP AREA:



38 DOOR HEAD DETAIL
DRAWING SCALE
24x36: 3/4:1
11x17: 3/8:1
400T
WIDE



39 DOOR HEAD DETAIL
DRAWING SCALE
24x36: 3/4:1
11x17: 3/8:1
400T
THERMAL

SEE T1/A1 AND F1/A1 FOR ANCHOR
DETAIL INFORMATION

- STONE BY OTHERS
- RIGID INSULATION BY OTHERS
- MEMBRANE BY OTHERS
- STEEL ANGLE BY OTHERS
- GYPSUM BY OTHERS
- INSULATION BY OTHERS
- METAL STUD FRAMING BY OTHERS

MOST RECENT REVISION 5	DATE 02.24.2026
---------------------------	--------------------

PROJECT NUMBER:
25-176E

PROJECT NAME:
COVINGTON CITY HALL

SHEET DESCRIPTION:
DETAILS

SHEET:
D19

NOTE:
ALL DIMENSIONS TO BE FIELD
VERIFIED PRIOR TO FABRICATION

NOTE:
FASTENERS SHOWN FOR LOCATION
REFERENCE ONLY. FASTENER TYPE, SIZE
AND SPACING ARE TO BE DETERMINED
BY THE PROFESSIONAL ENGINEER.

GLAZING CONTRACTOR

999 STREET, ST
CITY, STATE 99999
PH: 999.999.9999

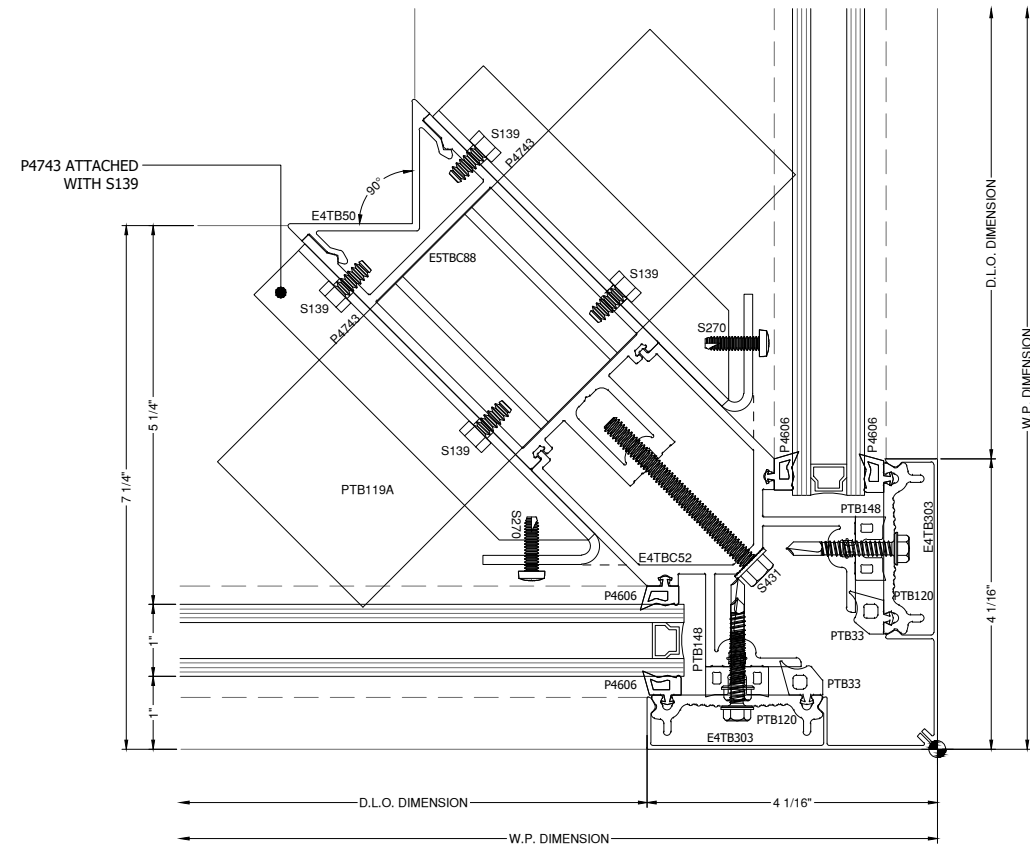
MP drafting
& design

www.MPDRAFTING.com
P: 248.522.7096
F: 248.522.7030

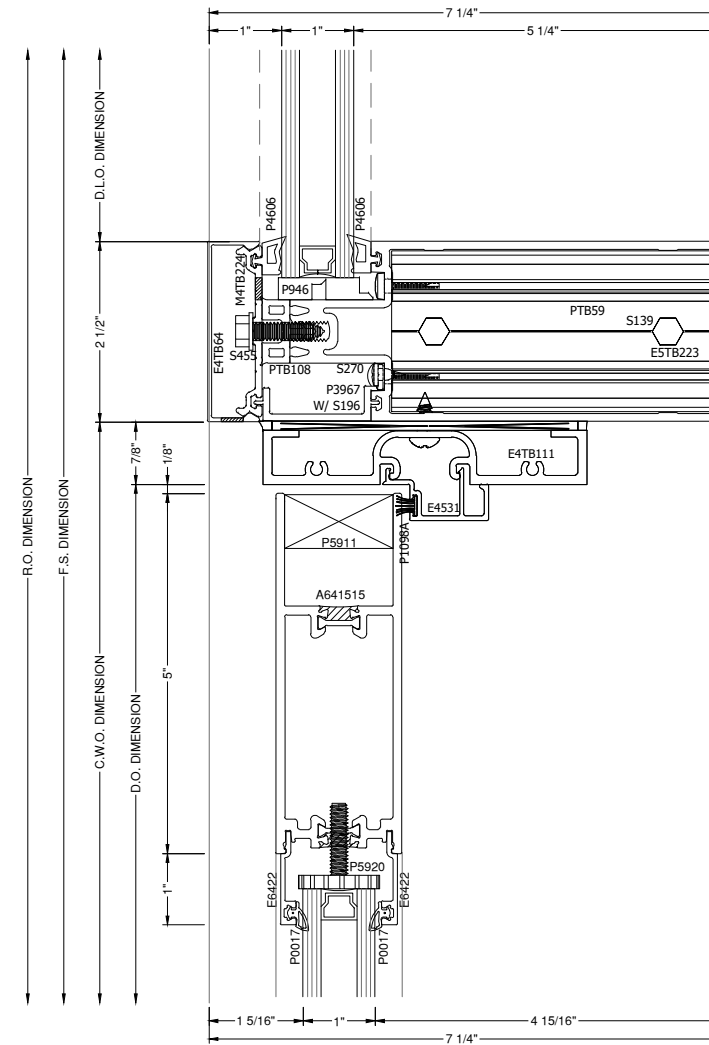
ARCHITECT:

BRANDSTETTER CARROLL INC
2360 CHAUVIN DRIVE
LEXINGTON, KY 40517
859.268.1933

STAMP AREA:



37B CORNER DETAIL
D19A
DRAWING SCALE
24x36: 3/4:1
11x17: 3/8:1
400T



38A DOOR HEAD DETAIL
D19A
DRAWING SCALE
24x36: 3/4:1
11x17: 3/8:1
400T
THERMAL

MOST RECENT REVISION 5	DATE 02.24.2026
---------------------------	--------------------

PROJECT NUMBER:
25-176E

PROJECT NAME:
COVINGTON CITY HALL

SHEET DESCRIPTION:
DETAILS

SHEET:
D19A

NOTE:
ALL DIMENSIONS TO BE FIELD
VERIFIED PRIOR TO FABRICATION

NOTE:
FASTENERS SHOWN FOR LOCATION
REFERENCE ONLY. FASTENER TYPE, SIZE
AND SPACING ARE TO BE DETERMINED
BY THE PROFESSIONAL ENGINEER.

GLAZING CONTRACTOR

999 STREET, ST
CITY, STATE 99999
PH: 999.999.9999

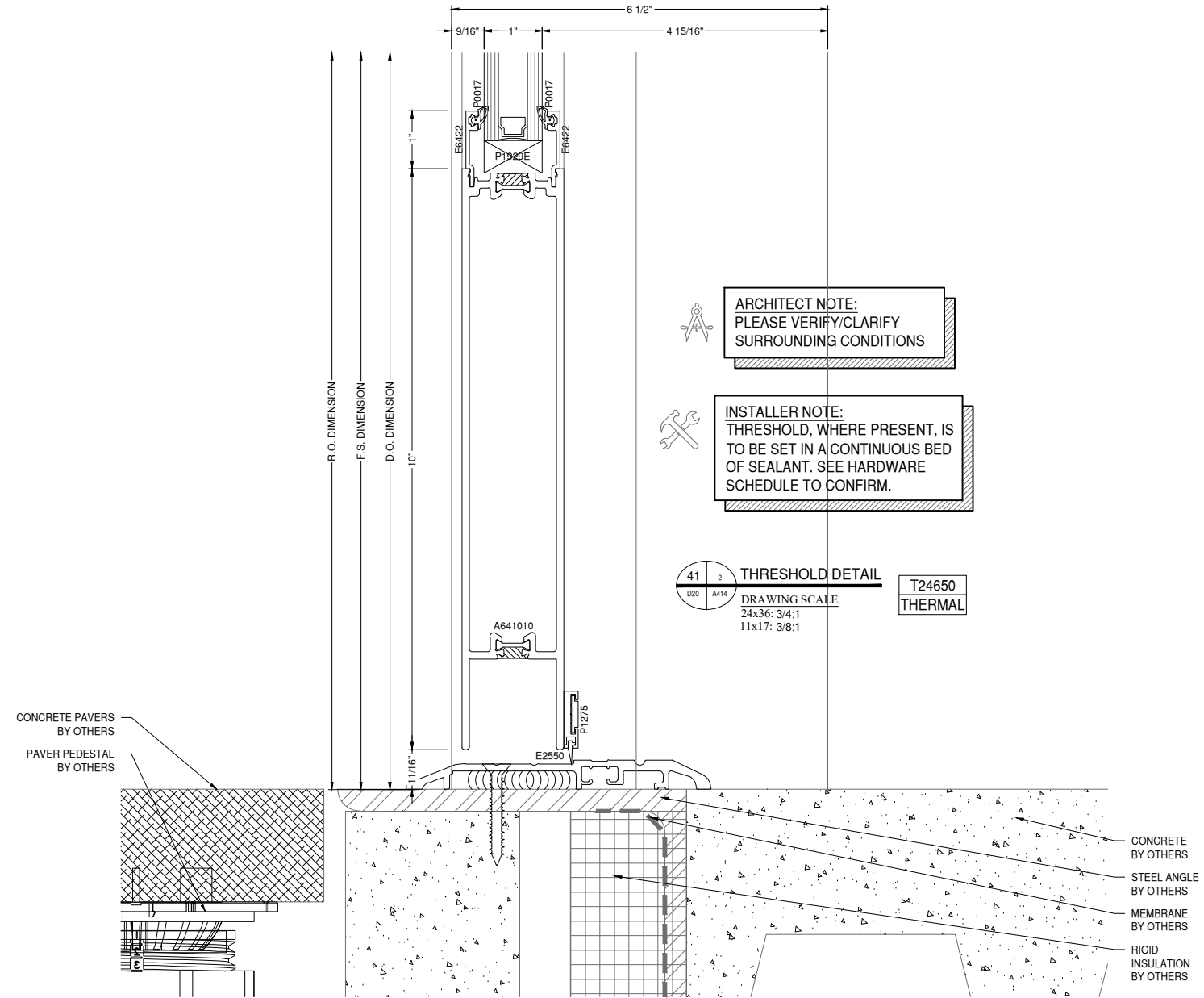
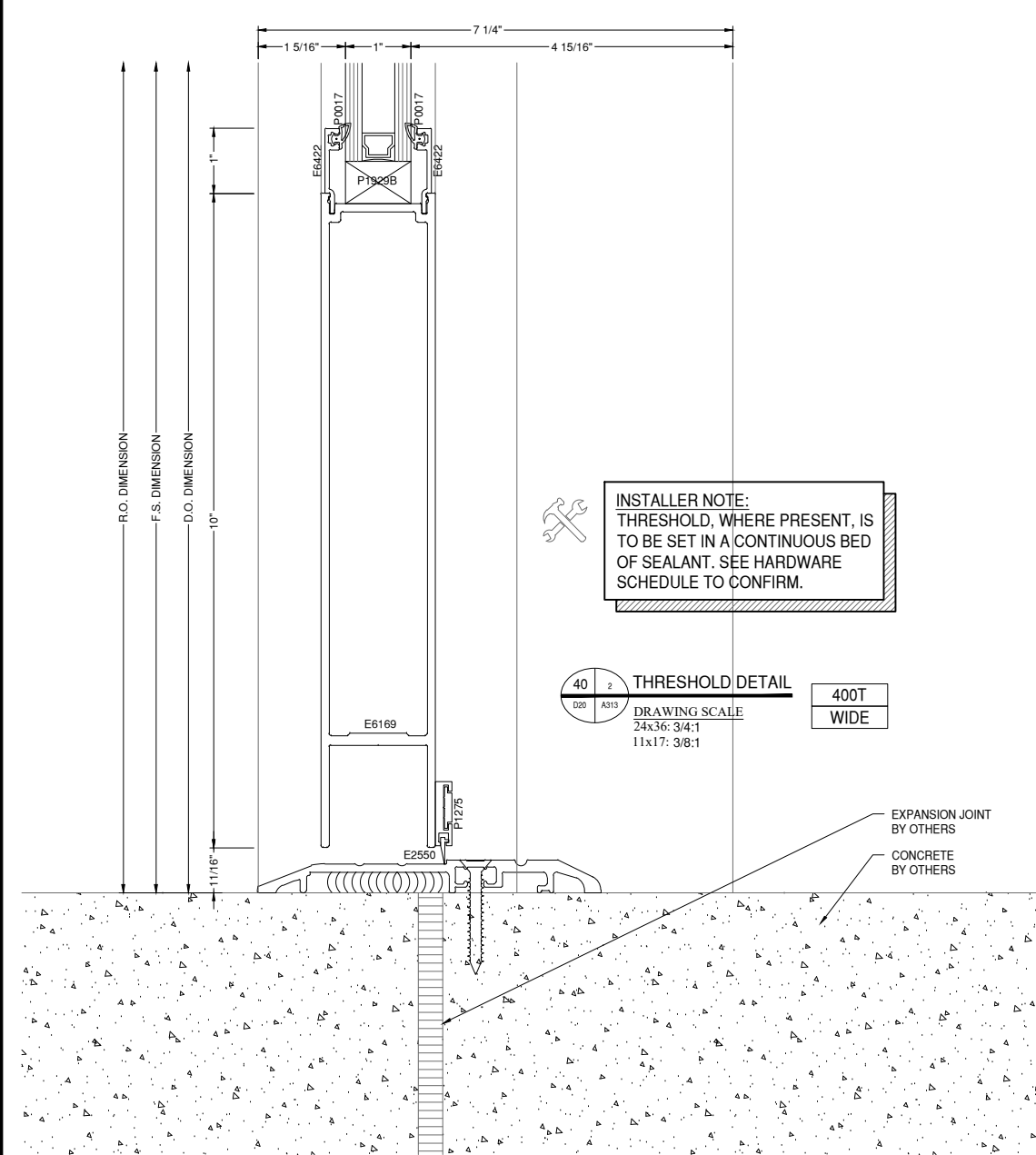
MP drafting
& design

www.MPDRAFTING.com
P: 248.522.7096
F: 248.522.7030

ARCHITECT:

BRANDSTETTER CARROLL INC
2360 CHAUVIN DRIVE
LEXINGTON, KY 40517
859.268.1933

STAMP AREA:



MOST RECENT REVISION	DATE
5	02.24.2026

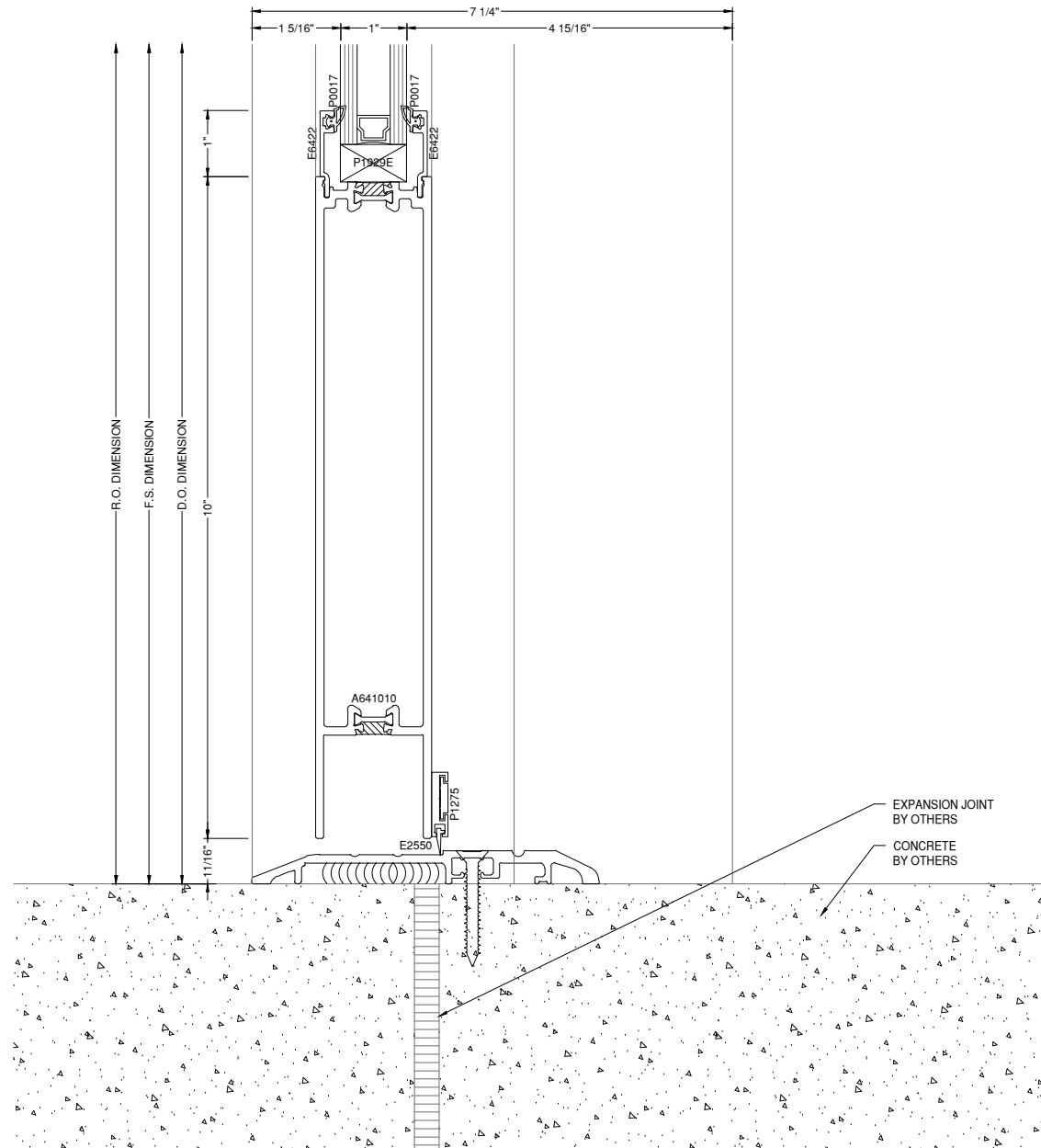
PROJECT NUMBER:
25-176E

PROJECT NAME:
COVINGTON CITY HALL

SHEET DESCRIPTION:
DETAILS

SHEET:
D20

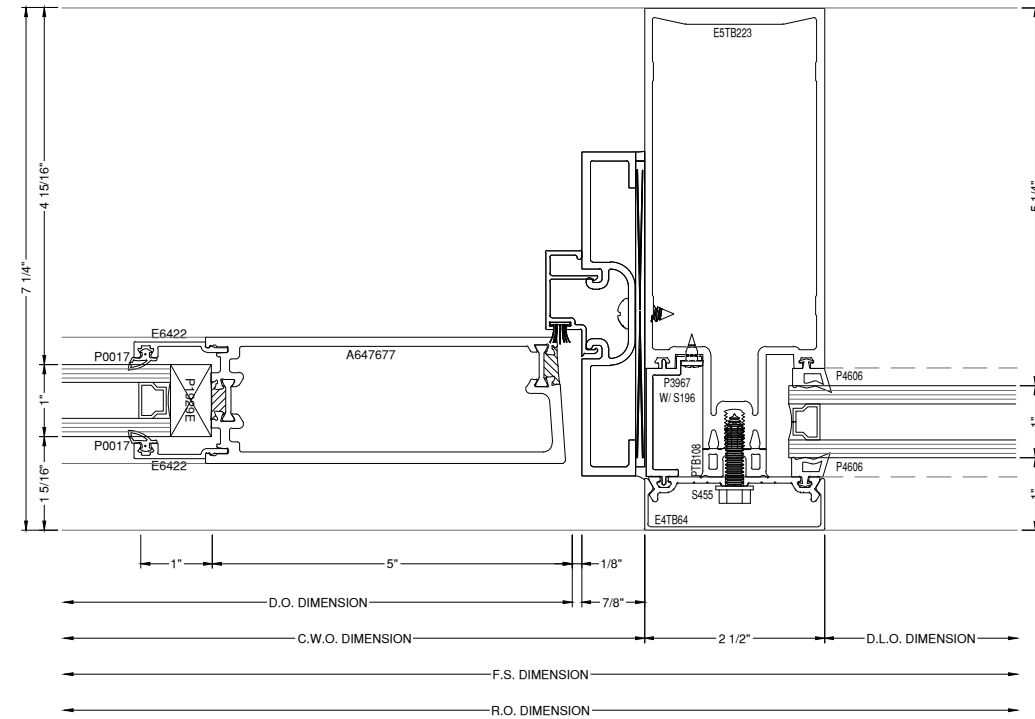
NOTE:
ALL DIMENSIONS TO BE FIELD
VERIFIED PRIOR TO FABRICATION



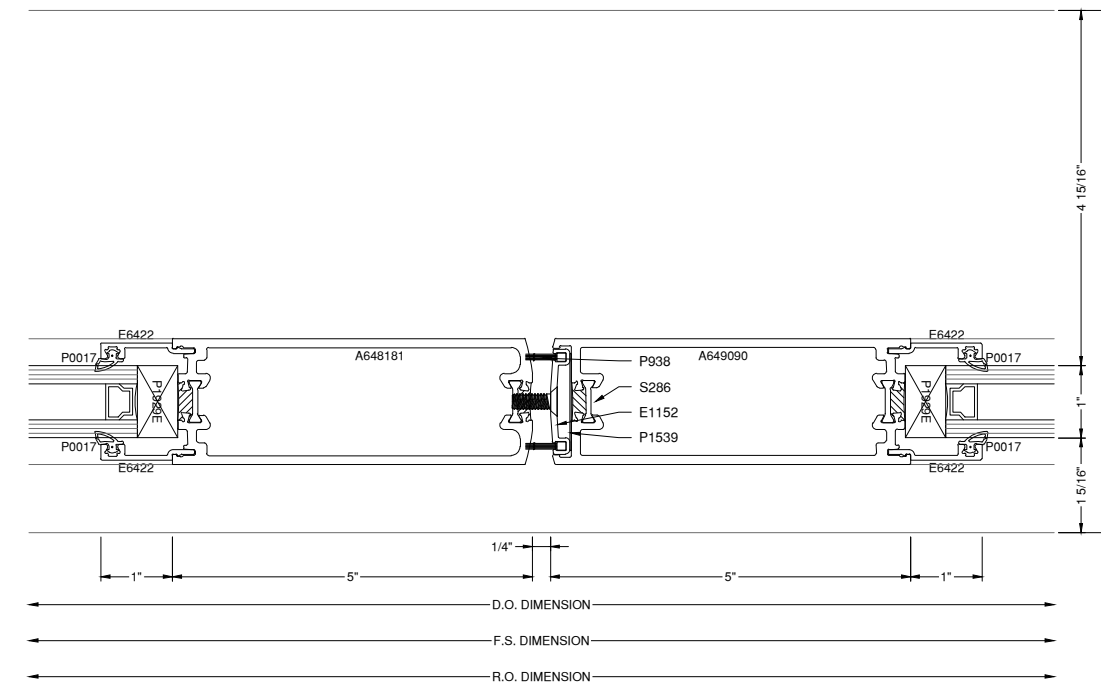
INSTALLER NOTE:
THRESHOLD, WHERE PRESENT, IS
TO BE SET IN A CONTINUOUS BED
OF SEALANT. SEE HARDWARE
SCHEDULE TO CONFIRM.

40A THRESHOLD DETAIL
DRAWING SCALE
24x36: 3/4:1
11x17: 3/8:1
400T
THERMAL

NOTE:
FASTENERS SHOWN FOR LOCATION
REFERENCE ONLY. FASTENER TYPE, SIZE
AND SPACING ARE TO BE DETERMINED
BY THE PROFESSIONAL ENGINEER.



43A DOOR JAMB DETAIL
DRAWING SCALE
24x36: 3/4:1
11x17: 3/8:1
400T
THERMAL



44A MEETING STILE DETAIL
DRAWING SCALE
24x36: 3/4:1
11x17: 3/8:1
400T
THERMAL

GLAZING CONTRACTOR

999 STREET, ST
CITY, STATE 99999
PH: 999.999.9999



www.MPDRAFTING.com
P: 248.522.7096
F: 248.522.7030

ARCHITECT:

BRANDSTETTER CARROLL INC
2360 CHAUVIN DRIVE
LEXINGTON, KY 40517
859.268.1933

STAMP AREA:

MOST RECENT REVISION 5	DATE 02.24.2026
---------------------------	--------------------

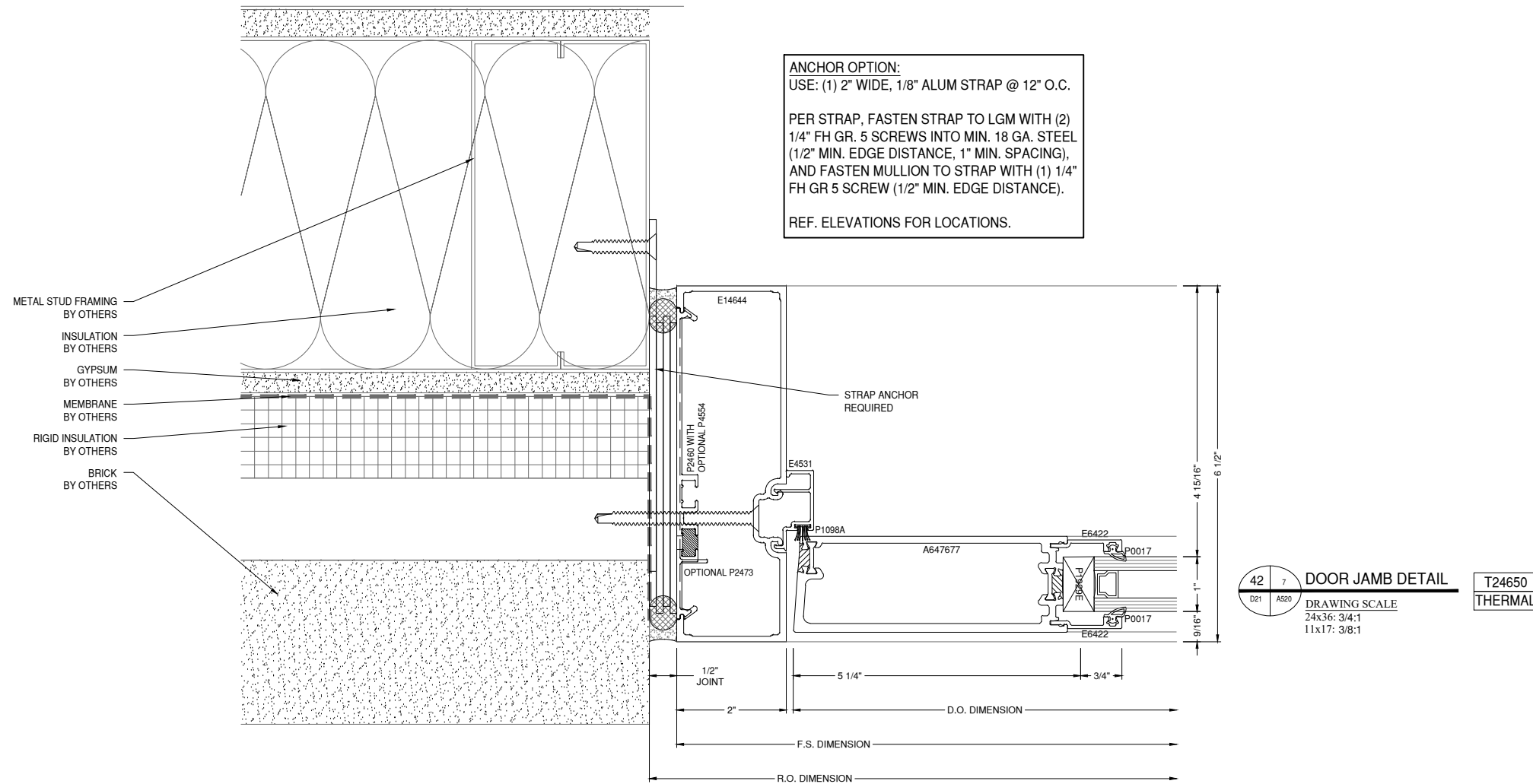
PROJECT NUMBER:
25-176E

PROJECT NAME:
COVINGTON CITY HALL

SHEET DESCRIPTION:
DETAILS

SHEET:
D20A

NOTE:
ALL DIMENSIONS TO BE FIELD
VERIFIED PRIOR TO FABRICATION

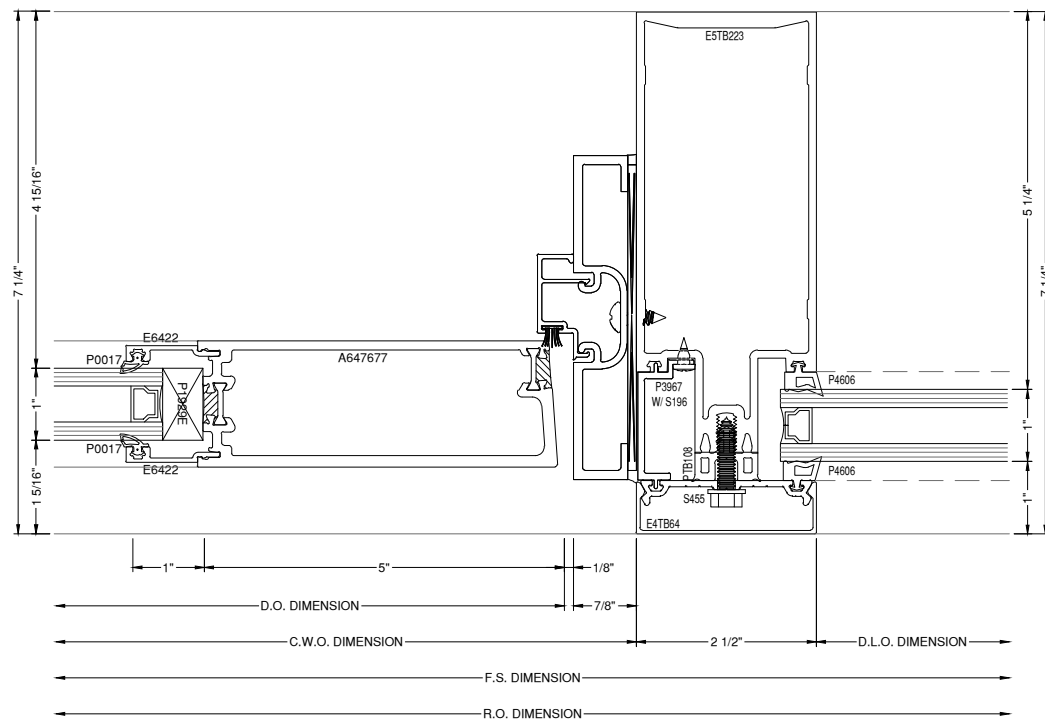


ANCHOR OPTION:
USE: (1) 2" WIDE, 1/8" ALUM STRAP @ 12" O.C.

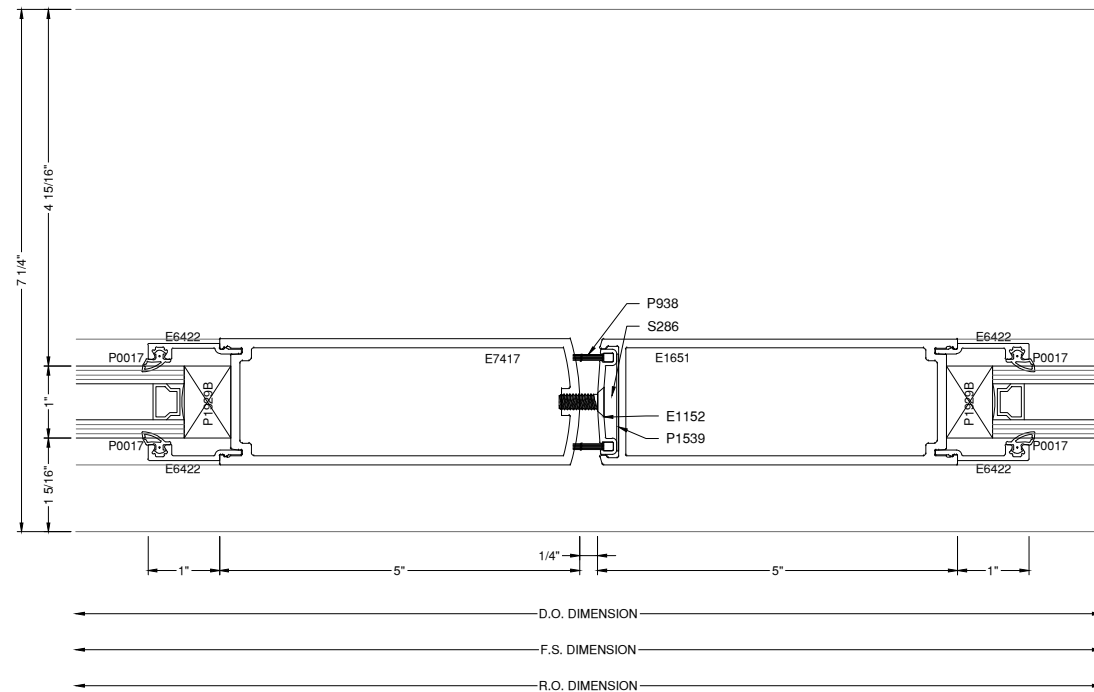
PER STRAP, FASTEN STRAP TO LGM WITH (2) 1/4" FH GR. 5 SCREWS INTO MIN. 18 GA. STEEL (1/2" MIN. EDGE DISTANCE, 1" MIN. SPACING), AND FASTEN MULLION TO STRAP WITH (1) 1/4" FH GR 5 SCREW (1/2" MIN. EDGE DISTANCE).

REF. ELEVATIONS FOR LOCATIONS.

42 7 DOOR JAMB DETAIL T24650
D21 A520 DRAWING SCALE
24x36: 3/4:1
11x17: 3/8:1 THERMAL



43 DOOR JAMB DETAIL 400T WIDE
D21 DRAWING SCALE
24x36: 3/4:1
11x17: 3/8:1



44 MEETING STILE DETAIL 400T WIDE
D21 DRAWING SCALE
24x36: 3/4:1
11x17: 3/8:1

GLAZING CONTRACTOR

999 STREET, ST
CITY, STATE 99999
PH: 999.999.9999

MP drafting & design
www.MPDRAFTING.com
P: 248.522.7096
F: 248.522.7030

ARCHITECT:
BRANDSTETTER CARROLL INC
2360 CHAUVIN DRIVE
LEXINGTON, KY 40517
859.268.1933

STAMP AREA:

MOST RECENT REVISION	DATE
5	02.24.2026

PROJECT NUMBER:
25-176E

PROJECT NAME:
COVINGTON CITY HALL

SHEET DESCRIPTION:
DETAILS

SHEET:
D21

NOTE:
ALL DIMENSIONS TO BE FIELD
VERIFIED PRIOR TO FABRICATION

NOTE:
FASTENERS SHOWN FOR LOCATION
REFERENCE ONLY. FASTENER TYPE, SIZE
AND SPACING ARE TO BE DETERMINED
BY THE PROFESSIONAL ENGINEER.

GLAZING CONTRACTOR

999 STREET, ST
CITY, STATE 99999
PH: 999.999.9999

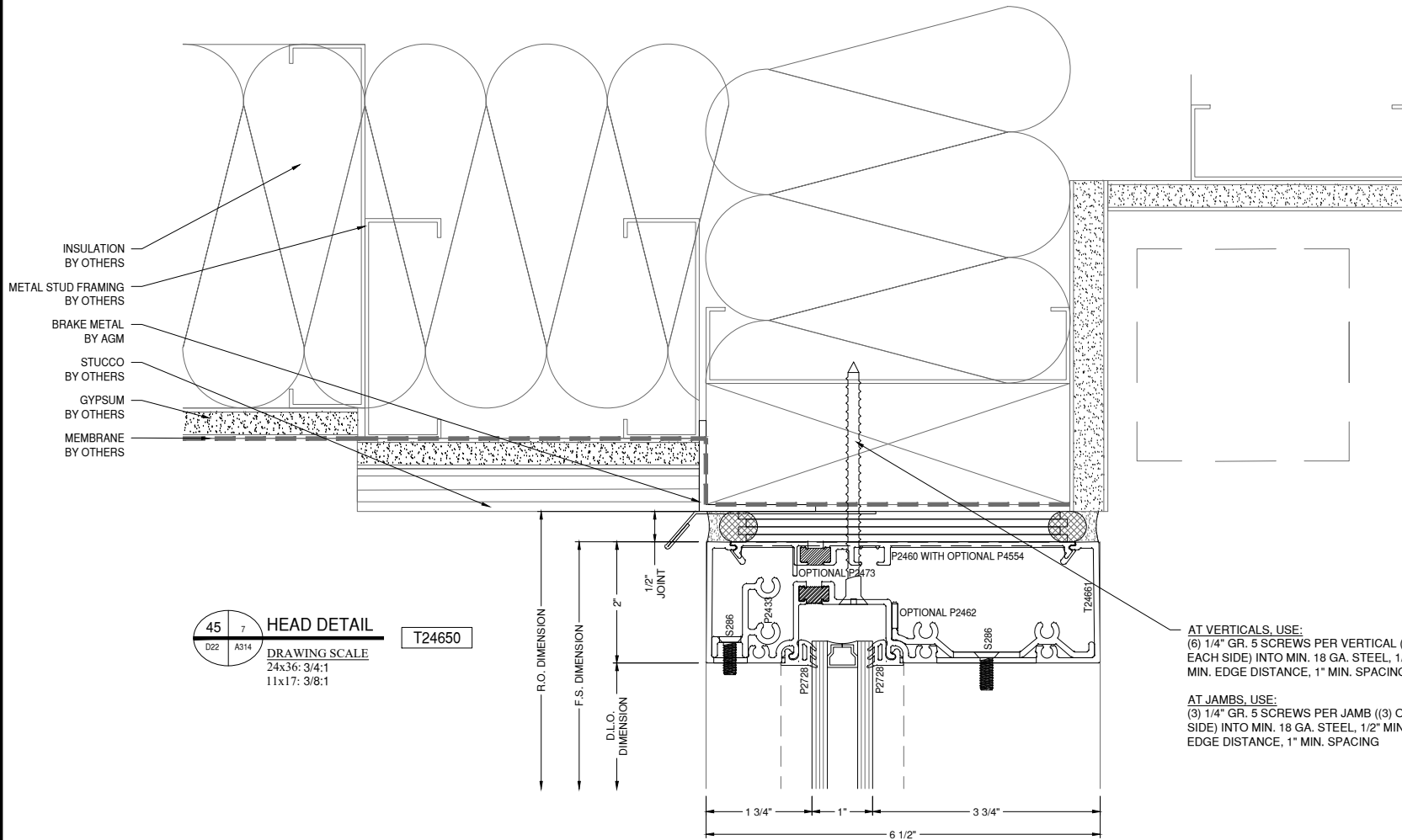


www.MPDRAFTING.com
P: 248.522.7096
F: 248.522.7030

ARCHITECT:

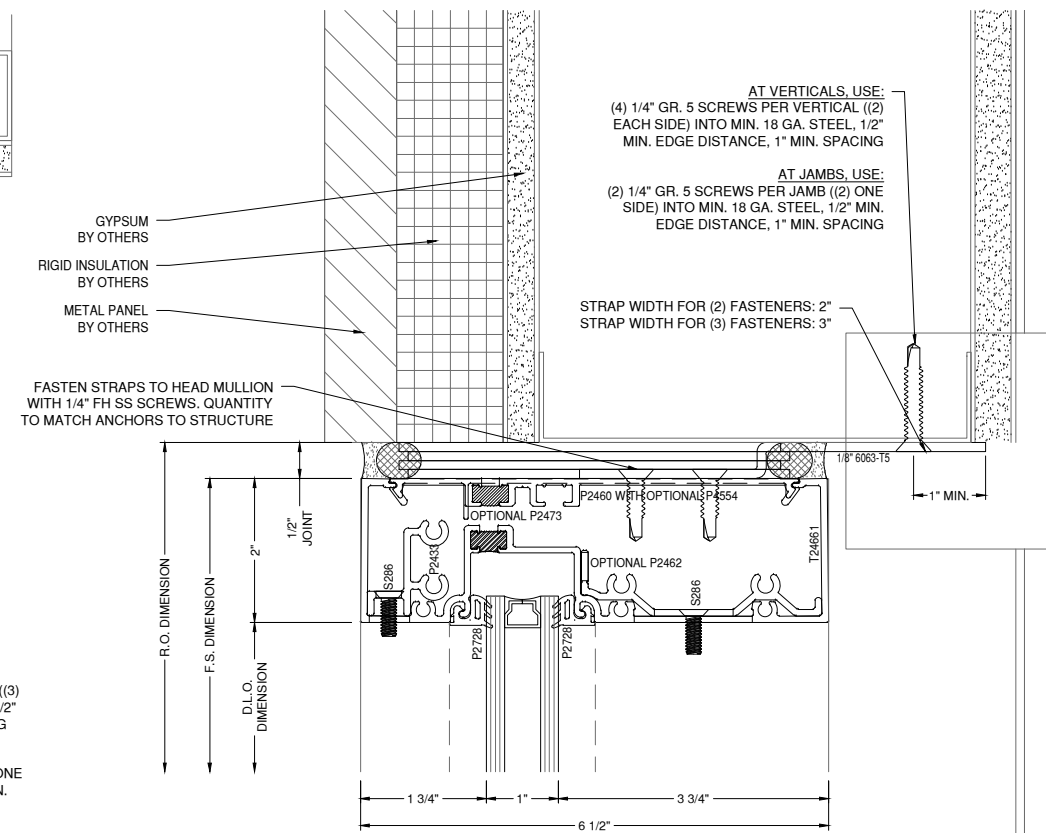
BRANDSTETTER CARROLL INC
2360 CHAUVIN DRIVE
LEXINGTON, KY 40517
859.268.1933

STAMP AREA:



45 HEAD DETAIL
D22 AS14
DRAWING SCALE
24x36: 3/4:1
11x17: 3/8:1

T24650



46 HEAD DETAIL
D22
DRAWING SCALE
24x36: 3/4:1
11x17: 3/8:1

T24650

ARCHITECT NOTE:
PLEASE VERIFY IS STRAP IS
TO BE HIDDEN WITH GYPSUM

MOST RECENT REVISION 5	DATE 02.24.2026
---------------------------	--------------------

PROJECT NUMBER:
25-176E

PROJECT NAME:
COVINGTON CITY HALL

SHEET DESCRIPTION:
DETAILS

SHEET:
D22

NOTE:
ALL DIMENSIONS TO BE FIELD
VERIFIED PRIOR TO FABRICATION

NOTE:
FASTENERS SHOWN FOR LOCATION
REFERENCE ONLY. FASTENER TYPE, SIZE
AND SPACING ARE TO BE DETERMINED
BY THE PROFESSIONAL ENGINEER.

GLAZING CONTRACTOR

999 STREET, ST
CITY, STATE 99999
PH: 999.999.9999

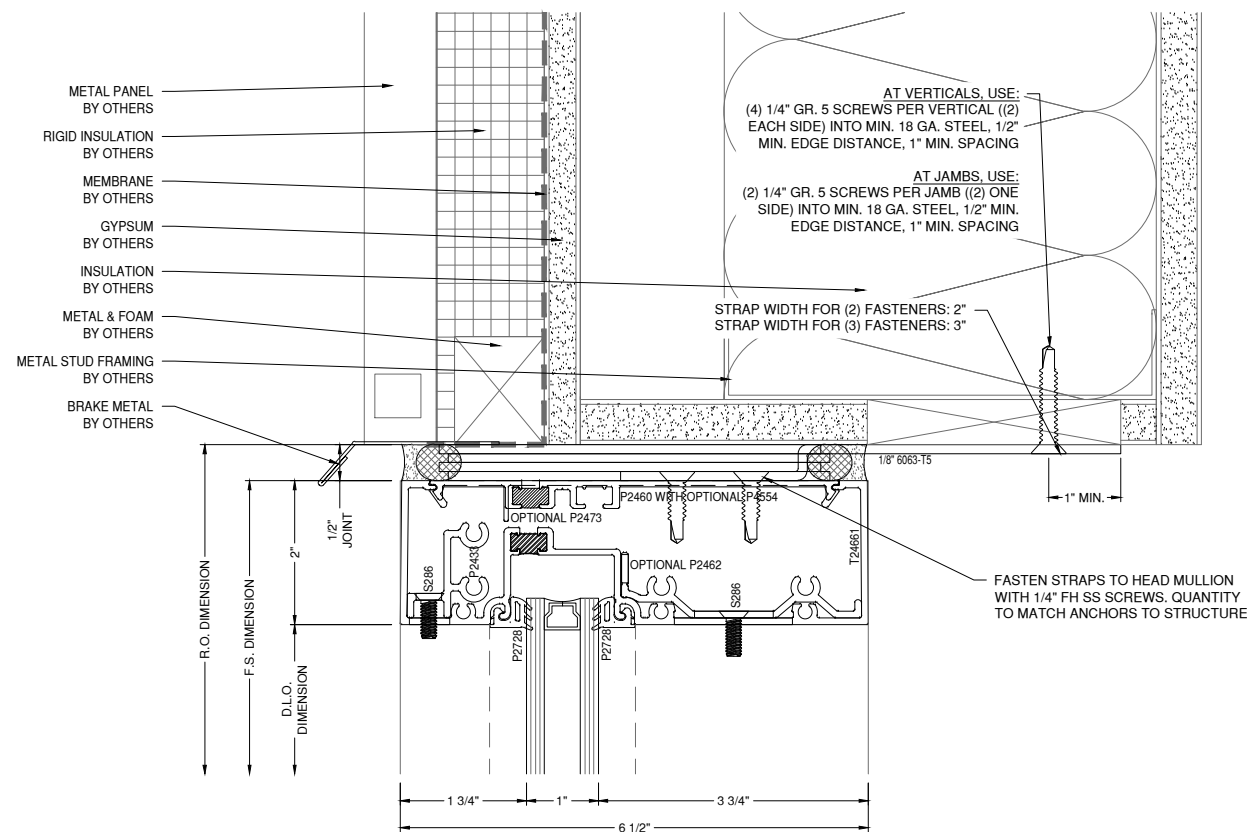
MP drafting
& design

www.MPDRAFTING.com
P: 248.522.7096
F: 248.522.7030

ARCHITECT:

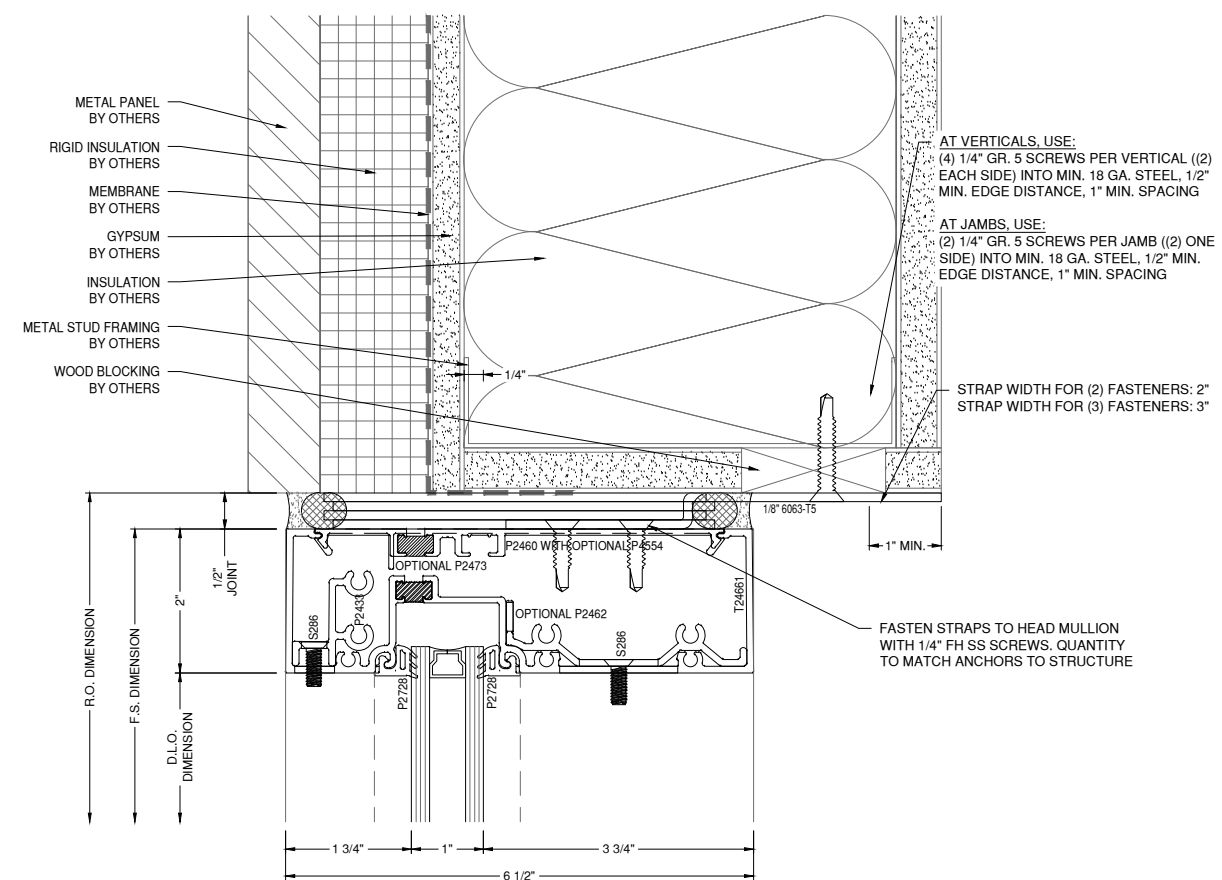
BRANDSTETTER CARROLL INC
2360 CHAUVIN DRIVE
LEXINGTON, KY 40517
859.268.1933

STAMP AREA:



47 3 HEAD DETAIL T24650
DRAWING SCALE
24x36: 3/4:1
11x17: 3/8:1

ARCHITECT NOTE:
PLEASE VERIFY IS STRAP IS
TO BE HIDDEN WITH GYPSUM



48 1 HEAD DETAIL T24650
DRAWING SCALE
24x36: 3/4:1
11x17: 3/8:1

MOST RECENT REVISION	DATE
5	02.24.2026

PROJECT NUMBER:
25-176E

PROJECT NAME:
COVINGTON CITY HALL

SHEET DESCRIPTION:
DETAILS

SHEET:
D23

NOTE:
ALL DIMENSIONS TO BE FIELD
VERIFIED PRIOR TO FABRICATION

NOTE:
FASTENERS SHOWN FOR LOCATION
REFERENCE ONLY. FASTENER TYPE, SIZE
AND SPACING ARE TO BE DETERMINED
BY THE PROFESSIONAL ENGINEER.

GLAZING CONTRACTOR

999 STREET, ST
CITY, STATE 99999
PH: 999.999.9999

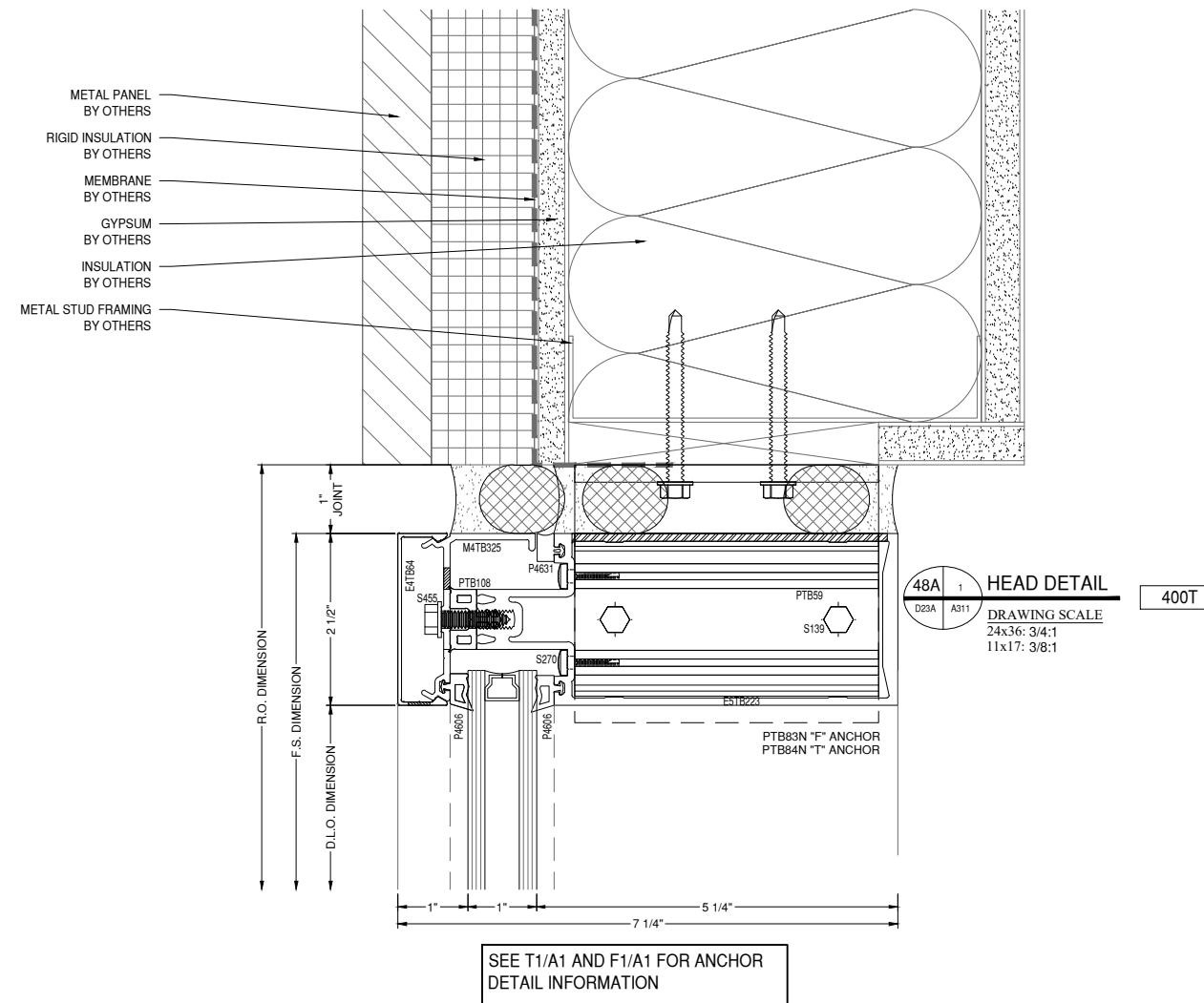


www.MPDRAFTING.com
P: 248.522.7096
F: 248.522.7030

ARCHITECT:

BRANDSTETTER CARROLL INC
2360 CHAUVIN DRIVE
LEXINGTON, KY 40517
859.268.1933

STAMP AREA:



MOST RECENT REVISION 5	DATE 02.24.2026
---------------------------	--------------------

PROJECT NUMBER:
25-176E

PROJECT NAME:
COVINGTON CITY HALL

SHEET DESCRIPTION:
DETAILS

SHEET:
D23A

NOTE:
ALL DIMENSIONS TO BE FIELD
VERIFIED PRIOR TO FABRICATION

NOTE:
FASTENERS SHOWN FOR LOCATION
REFERENCE ONLY. FASTENER TYPE, SIZE
AND SPACING ARE TO BE DETERMINED
BY THE PROFESSIONAL ENGINEER.

GLAZING CONTRACTOR

999 STREET, ST
CITY, STATE 99999
PH: 999.999.9999

MP drafting
& design

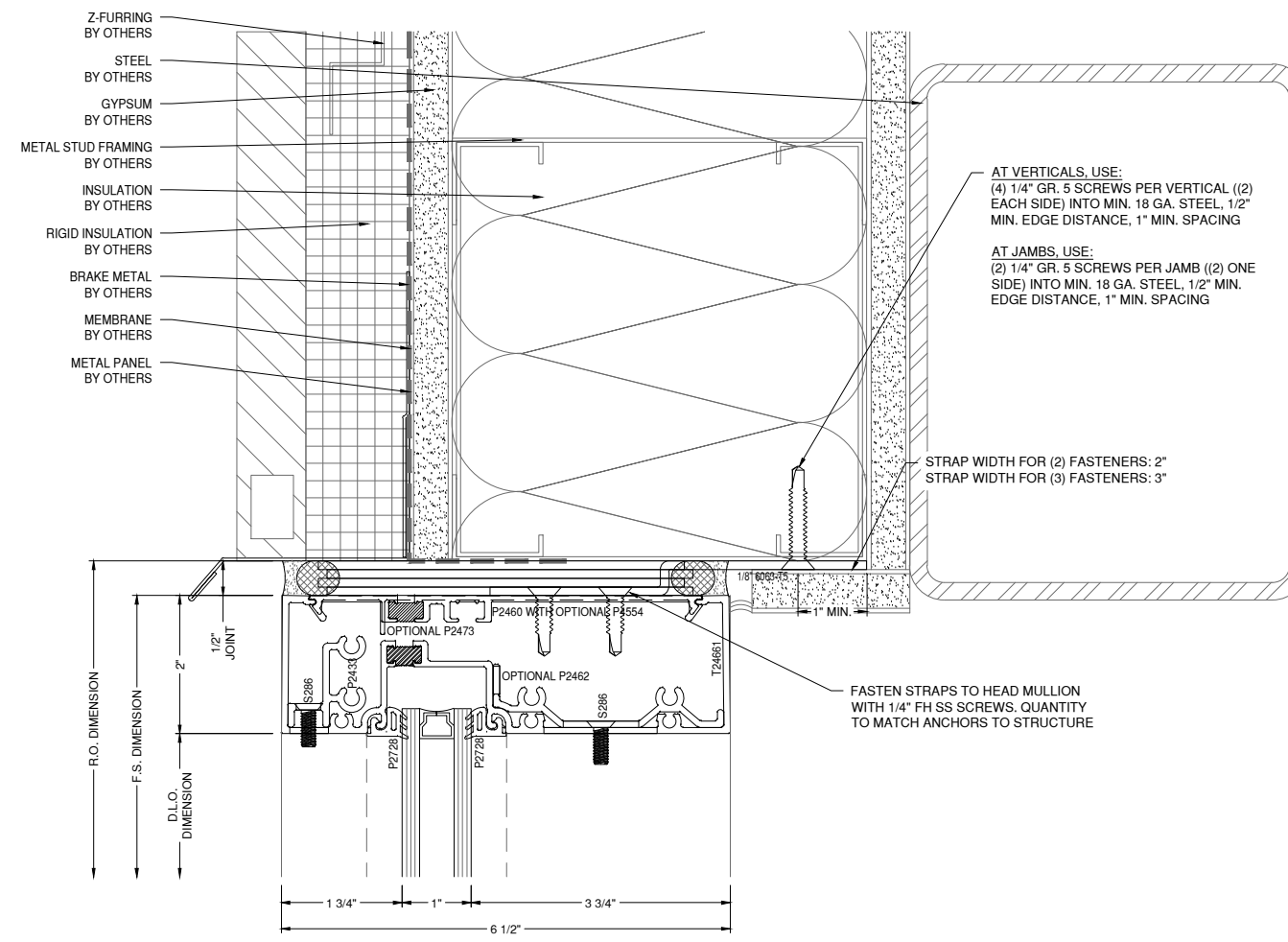
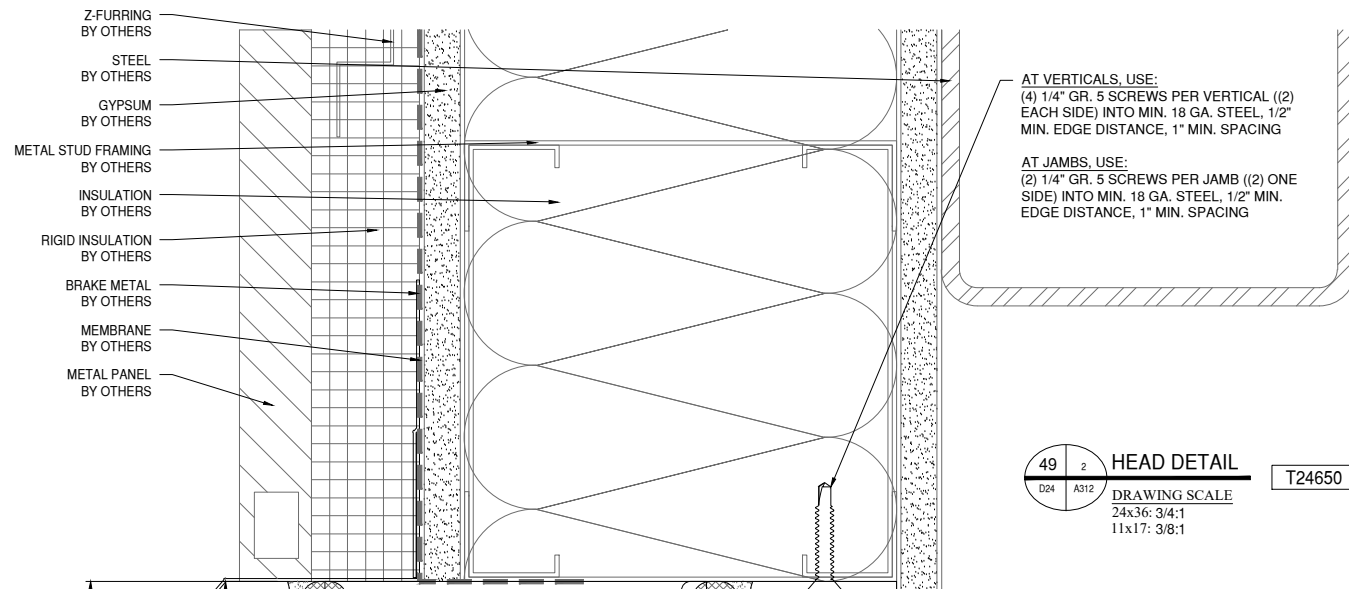
www.MPDRAFTING.com
P: 248.522.7096
F: 248.522.7030

ARCHITECT:

BRANDSTETTER CARROLL INC

2360 CHAUVIN DRIVE
LEXINGTON, KY 40517
859.268.1933

STAMP AREA:



MOST RECENT REVISION 5	DATE 02.24.2026
---------------------------	--------------------

PROJECT NUMBER: 25-176E

PROJECT NAME: COVINGTON CITY HALL

SHEET DESCRIPTION: DETAILS

SHEET: D24

NOTE:
ALL DIMENSIONS TO BE FIELD
VERIFIED PRIOR TO FABRICATION

NOTE:
FASTENERS SHOWN FOR LOCATION
REFERENCE ONLY. FASTENER TYPE, SIZE
AND SPACING ARE TO BE DETERMINED
BY THE PROFESSIONAL ENGINEER.

GLAZING CONTRACTOR

999 STREET, ST
CITY, STATE 99999
PH: 999.999.9999

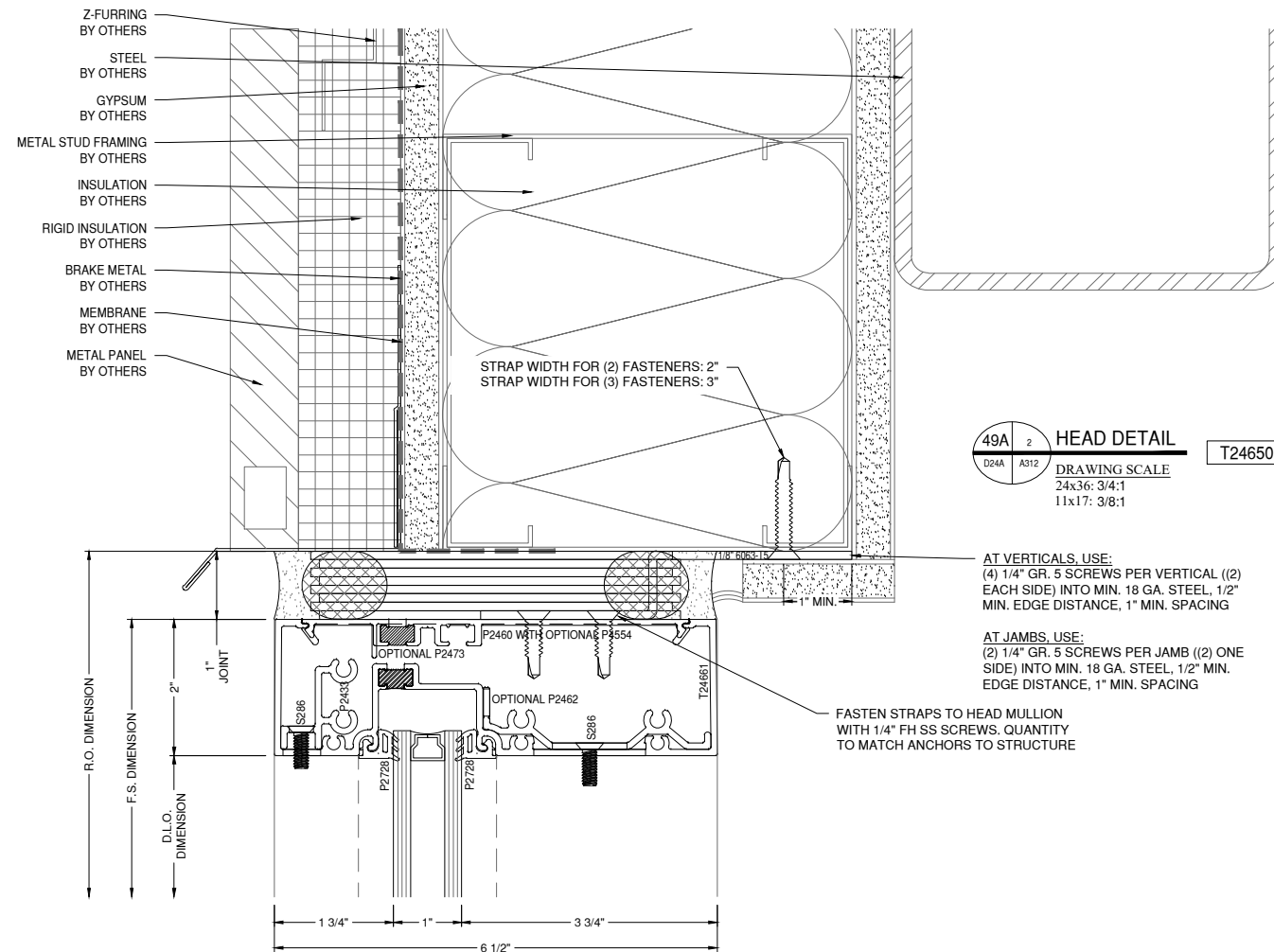


www.MPDRAFTING.com
P: 248.522.7096
F: 248.522.7030

ARCHITECT:

BRANDSTETTER CARROLL INC
2360 CHAUVIN DRIVE
LEXINGTON, KY 40517
859.268.1933

STAMP AREA:



MOST RECENT REVISION 5	DATE 02.24.2026
---------------------------	--------------------

PROJECT NUMBER:
25-176E

PROJECT NAME:
COVINGTON CITY HALL

SHEET DESCRIPTION:
DETAILS

SHEET:
D24A

NOTE:
ALL DIMENSIONS TO BE FIELD
VERIFIED PRIOR TO FABRICATION

NOTE:
FASTENERS SHOWN FOR LOCATION
REFERENCE ONLY. FASTENER TYPE, SIZE
AND SPACING ARE TO BE DETERMINED
BY THE PROFESSIONAL ENGINEER.

GLAZING CONTRACTOR

999 STREET, ST
CITY, STATE 99999

PH: 999.999.9999

MP drafting
& design

www.MPDRAFTING.com

P: 248.522.7096

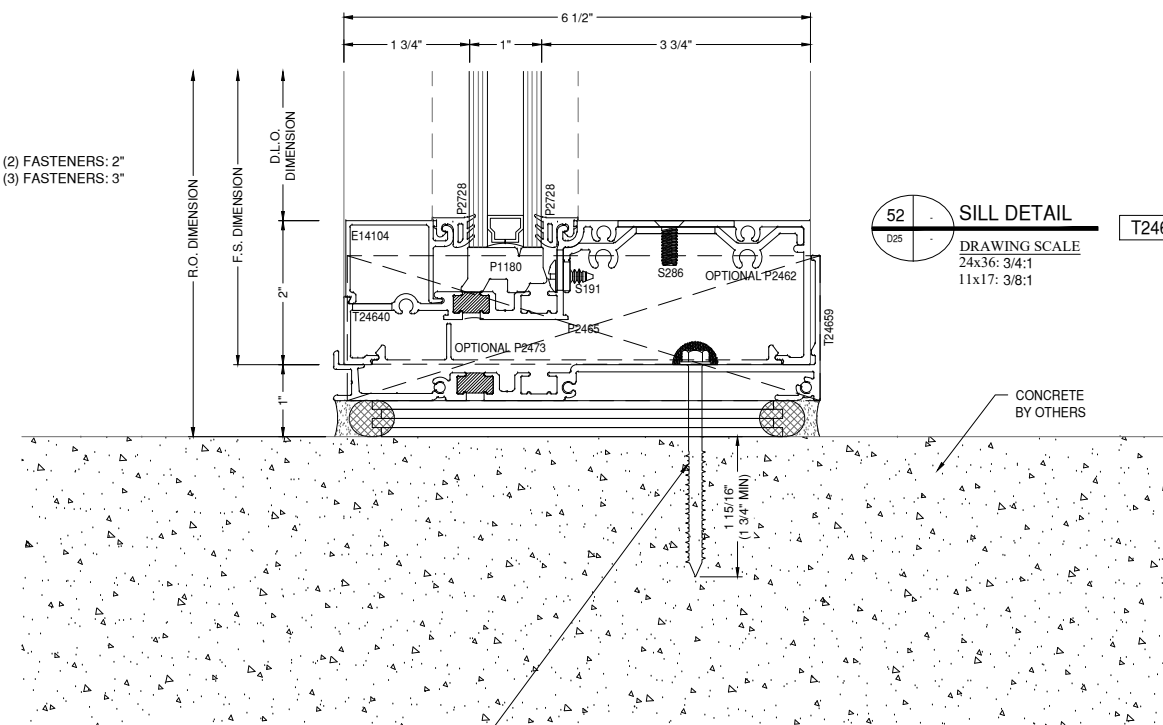
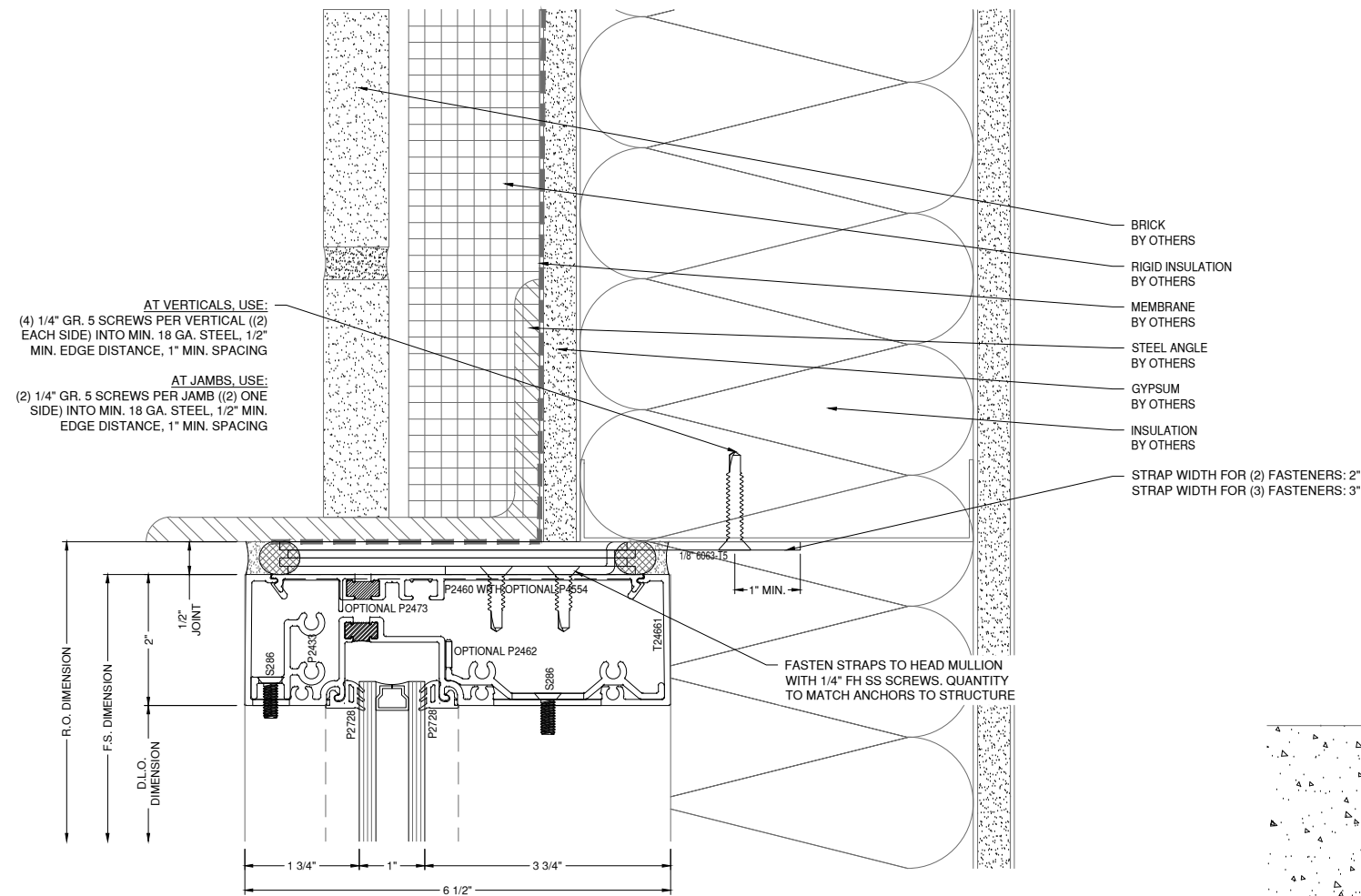
F: 248.522.7030

ARCHITECT:

BRANDSTETTER CARROLL INC

2360 CHAUVIN DRIVE
LEXINGTON, KY 40517
859.268.1933

STAMP AREA:



51 HEAD DETAIL T24650
D25 A310
DRAWING SCALE
24x36: 3/4:1
11x17: 3/8:1



ARCHITECT NOTE:
PLEASE VERIFY/CLARIFY
SURROUNDING CONDITIONS



ARCHITECT NOTE:
PLEASE VERIFY/CLARIFY
FASTENING LOCATION.

52 SILL DETAIL T24650
D25
DRAWING SCALE
24x36: 3/4:1
11x17: 3/8:1

MOST RECENT REVISION	DATE
5	02.24.2026

PROJECT NUMBER:
25-176E

PROJECT NAME:
COVINGTON CITY HALL

SHEET DESCRIPTION:
DETAILS

SHEET:
D25

NOTE:
ALL DIMENSIONS TO BE FIELD
VERIFIED PRIOR TO FABRICATION

NOTE:
FASTENERS SHOWN FOR LOCATION
REFERENCE ONLY. FASTENER TYPE, SIZE
AND SPACING ARE TO BE DETERMINED
BY THE PROFESSIONAL ENGINEER.

GLAZING CONTRACTOR

999 STREET, ST
CITY, STATE 99999
PH: 999.999.9999

MP drafting
& design

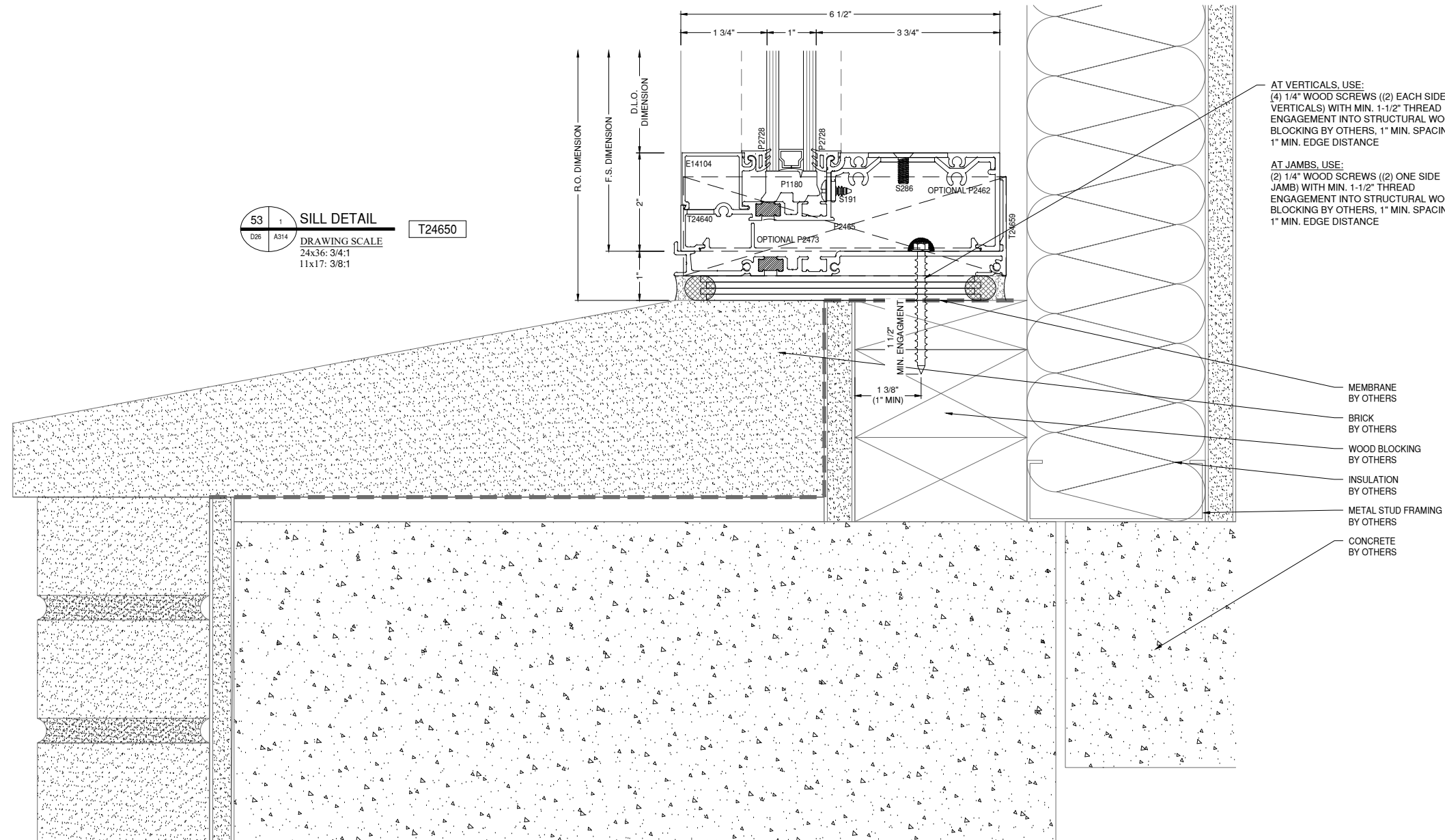
www.MPDRAFTING.com
P: 248.522.7096
F: 248.522.7030

ARCHITECT:

BRANDSTETTER CARROLL INC
2360 CHAUVIN DRIVE
LEXINGTON, KY 40517
859.268.1933

STAMP AREA:

53 1 SILL DETAIL
D26 A314 DRAWING SCALE
24x36: 3/4:1
11x17: 3/8:1
T24650



MOST RECENT REVISION 5	DATE 02.24.2026
---------------------------	--------------------

PROJECT NUMBER:
25-176E

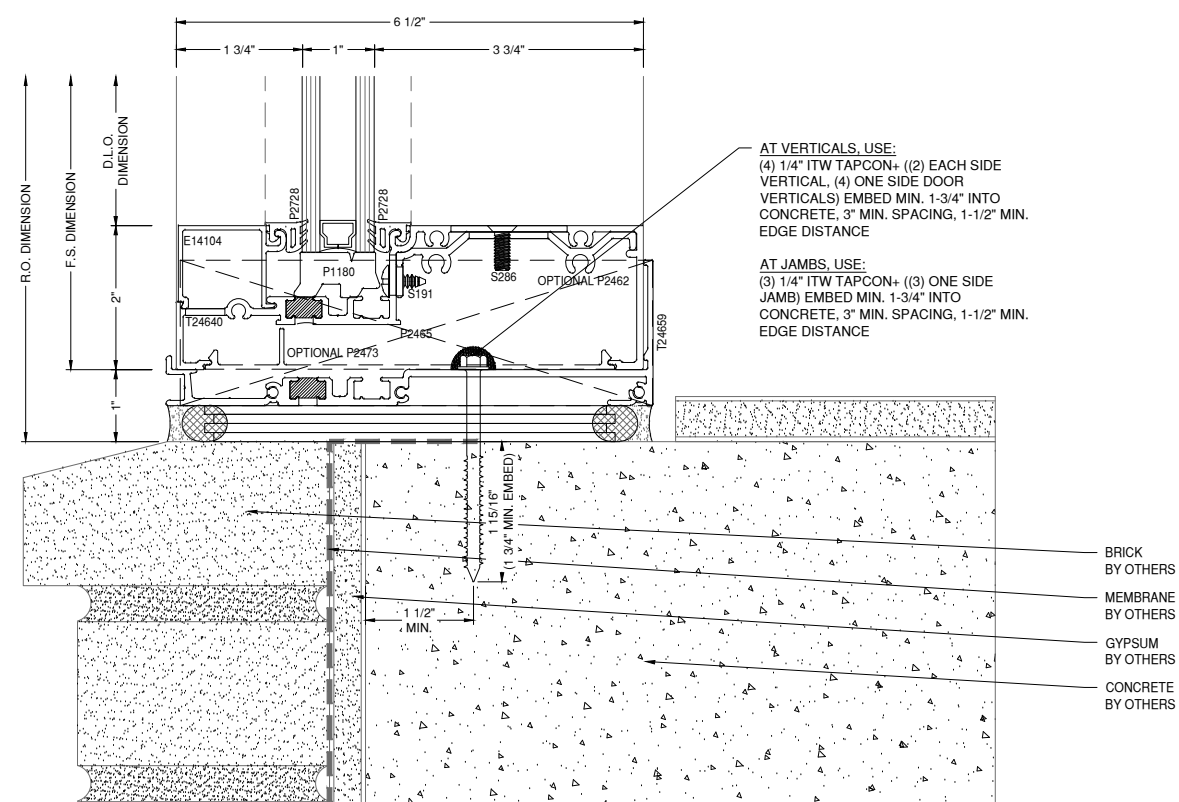
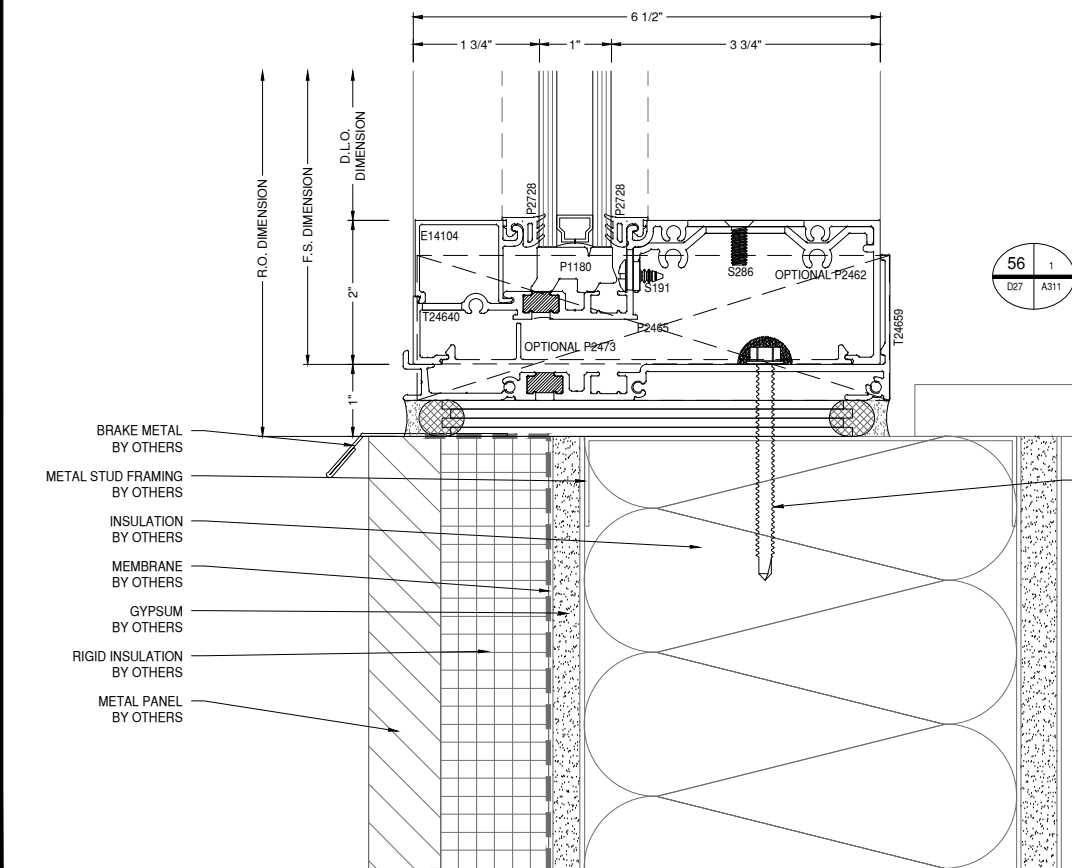
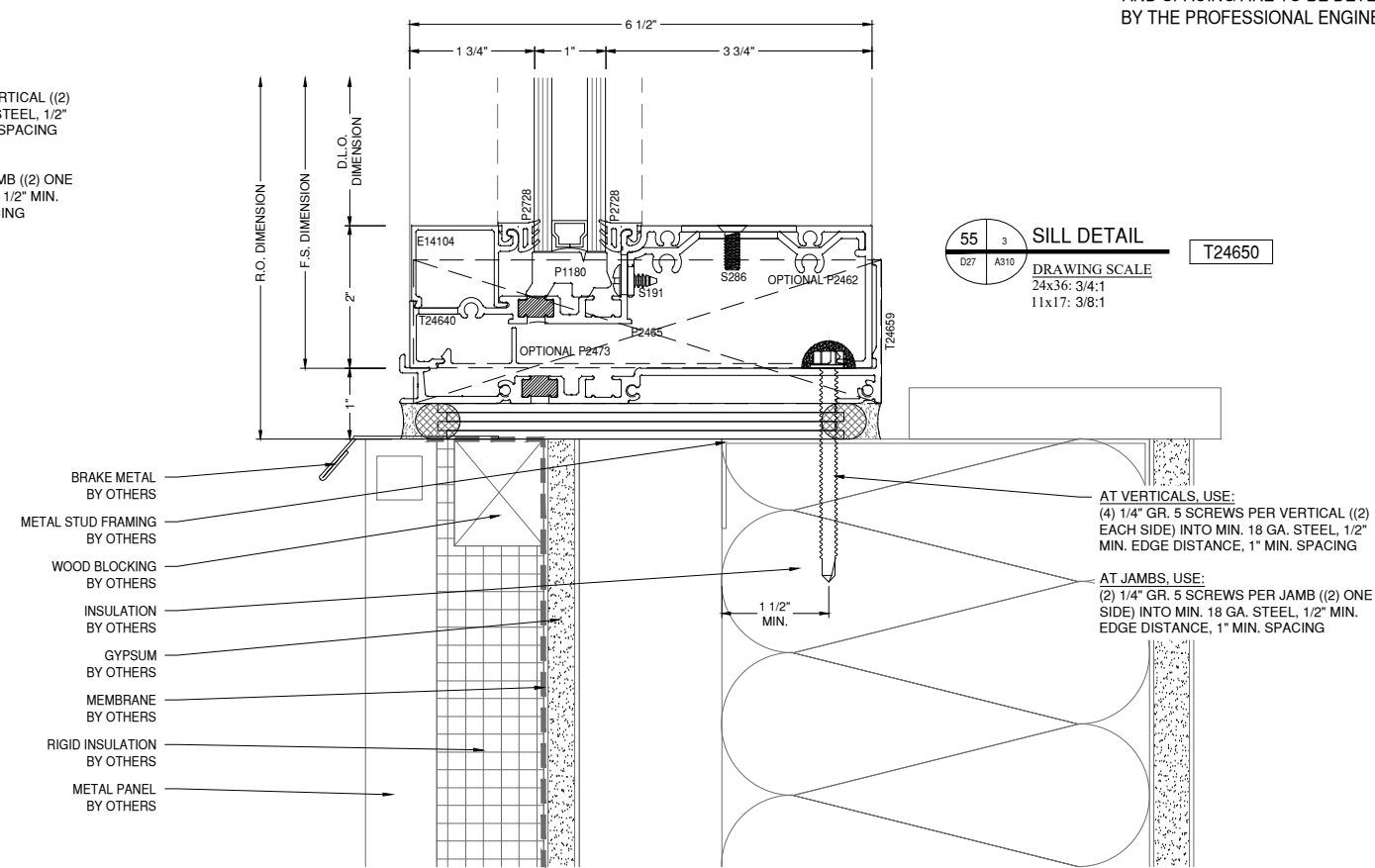
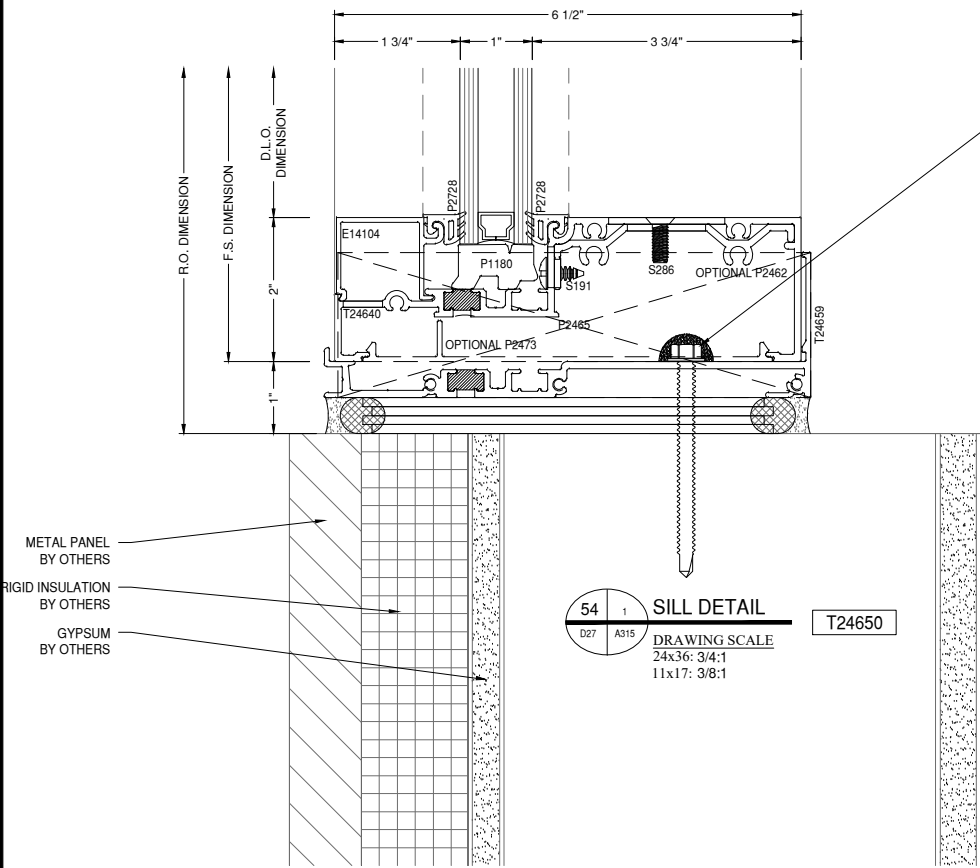
PROJECT NAME:
COVINGTON CITY HALL

SHEET DESCRIPTION:
DETAILS

SHEET:
D26

NOTE:
ALL DIMENSIONS TO BE FIELD
VERIFIED PRIOR TO FABRICATION

NOTE:
FASTENERS SHOWN FOR LOCATION
REFERENCE ONLY. FASTENER TYPE, SIZE
AND SPACING ARE TO BE DETERMINED
BY THE PROFESSIONAL ENGINEER.



GLAZING CONTRACTOR

999 STREET, ST
CITY, STATE 99999

PH: 999.999.9999



www.MPDRAFTING.com

P: 248.522.7096

F: 248.522.7030

ARCHITECT:

BRANDSTETTER CARROLL INC

2360 CHAUVIN DRIVE
LEXINGTON, KY 40517
859.268.1933

STAMP AREA:

MOST RECENT REVISION	DATE
5	02.24.2026

PROJECT NUMBER:
25-176E

PROJECT NAME:
COVINGTON CITY HALL

SHEET DESCRIPTION:
DETAILS

SHEET:
D27

NOTE:
FASTENERS SHOWN FOR LOCATION
REFERENCE ONLY. FASTENER TYPE, SIZE
AND SPACING ARE TO BE DETERMINED
BY THE PROFESSIONAL ENGINEER.

GLAZING CONTRACTOR

999 STREET, ST
CITY, STATE 99999
PH: 999.999.9999

MP drafting
& design

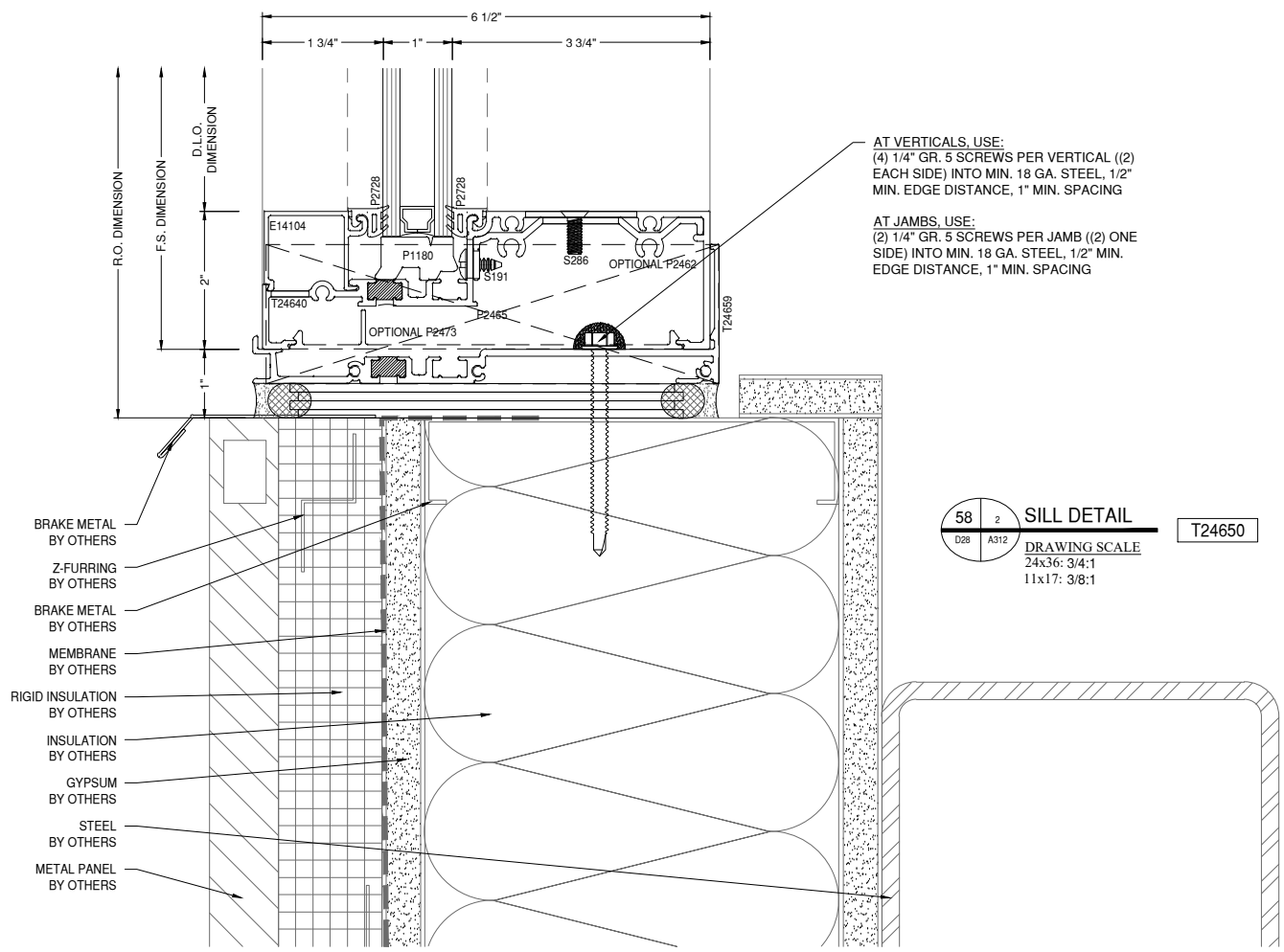
www.MPDRAFTING.com
P: 248.522.7096
F: 248.522.7030

ARCHITECT:

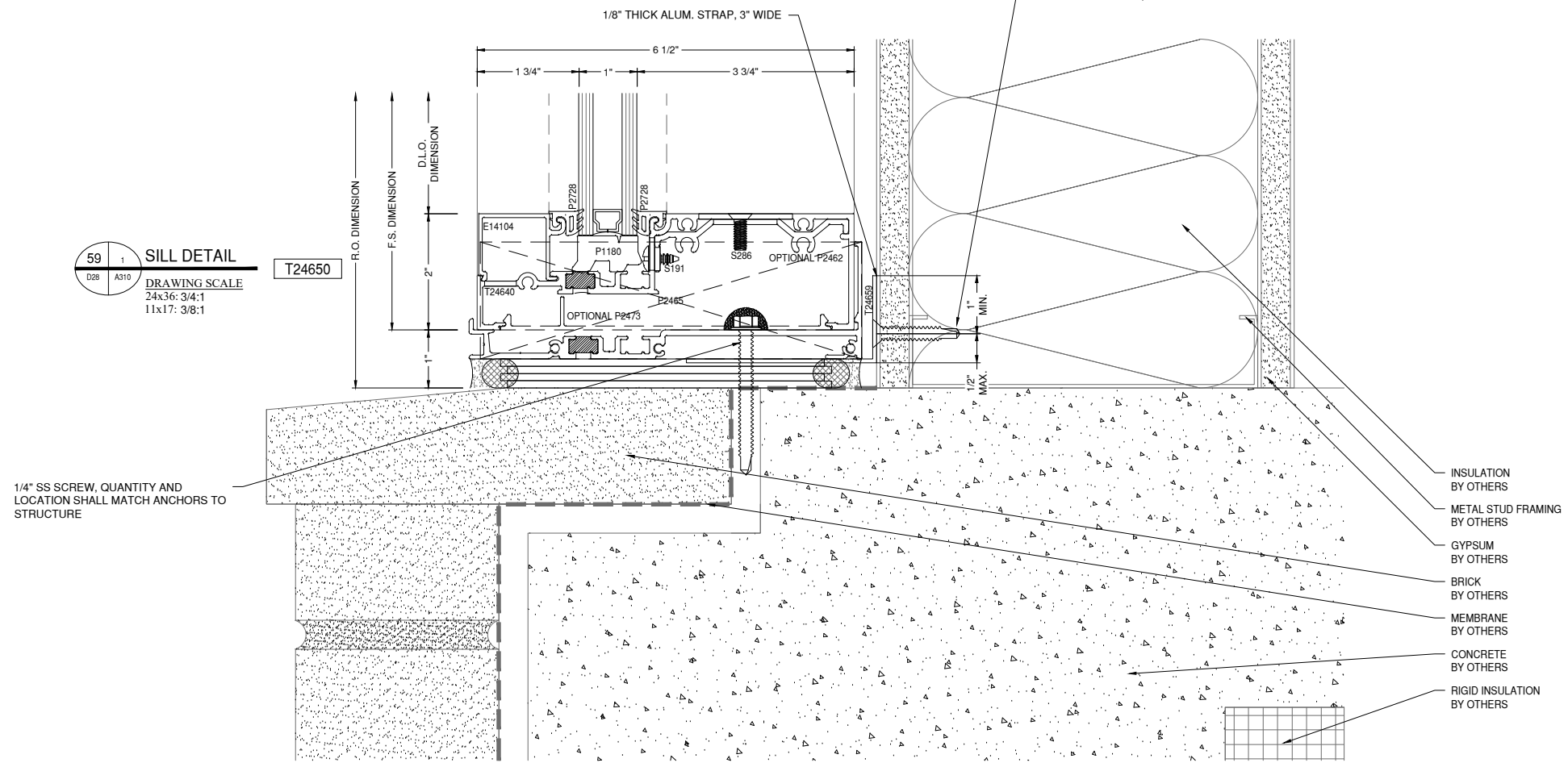
BRANDSTETTER CARROLL INC

2360 CHAUVIN DRIVE
LEXINGTON, KY 40517
859.268.1933

STAMP AREA:



- BRAKE METAL BY OTHERS
- Z-FURRING BY OTHERS
- BRAKE METAL BY OTHERS
- MEMBRANE BY OTHERS
- RIGID INSULATION BY OTHERS
- INSULATION BY OTHERS
- GYPSUM BY OTHERS
- STEEL BY OTHERS
- METAL PANEL BY OTHERS



NOTE:
ALL DIMENSIONS TO BE FIELD
VERIFIED PRIOR TO FABRICATION

MOST RECENT REVISION
5 DATE
02.24.2026

PROJECT NUMBER:
25-176E

PROJECT NAME:
COVINGTON CITY HALL

SHEET DESCRIPTION:
DETAILS

SHEET:
D28

NOTE:
ALL DIMENSIONS TO BE FIELD
VERIFIED PRIOR TO FABRICATION

NOTE:
FASTENERS SHOWN FOR LOCATION
REFERENCE ONLY. FASTENER TYPE, SIZE
AND SPACING ARE TO BE DETERMINED
BY THE PROFESSIONAL ENGINEER.

GLAZING CONTRACTOR

999 STREET, ST
CITY, STATE 99999
PH: 999.999.9999

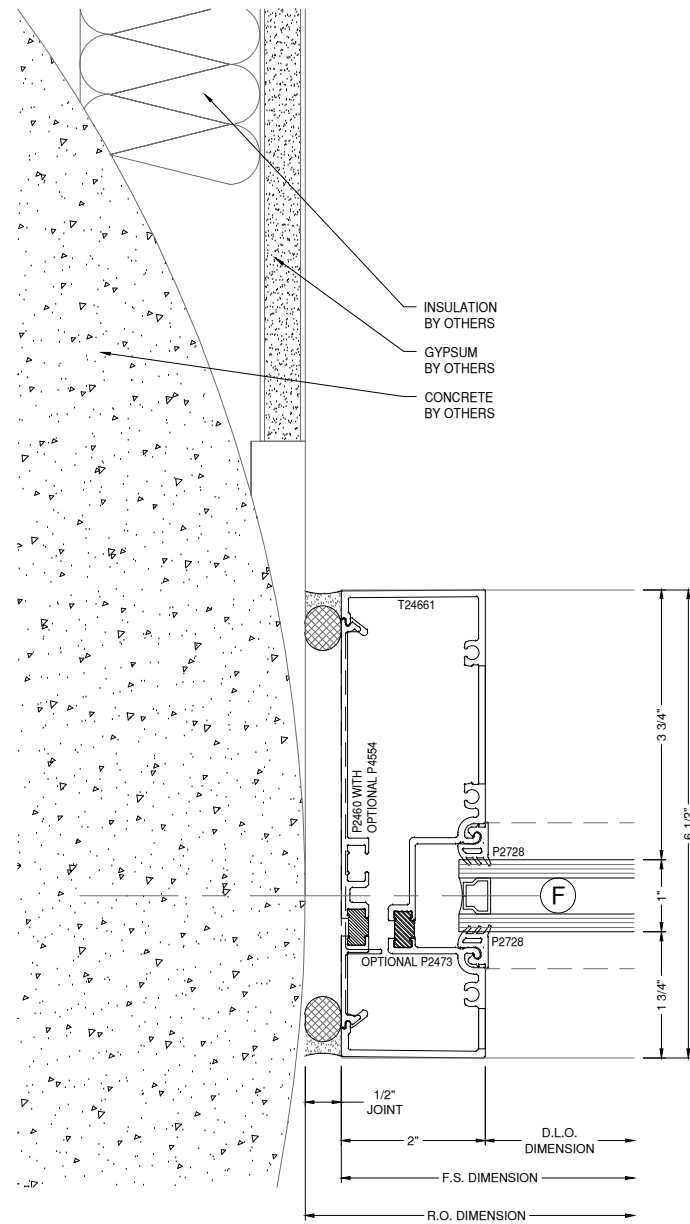
MP drafting
& design

www.MPDRAFTING.com
P: 248.522.7096
F: 248.522.7030

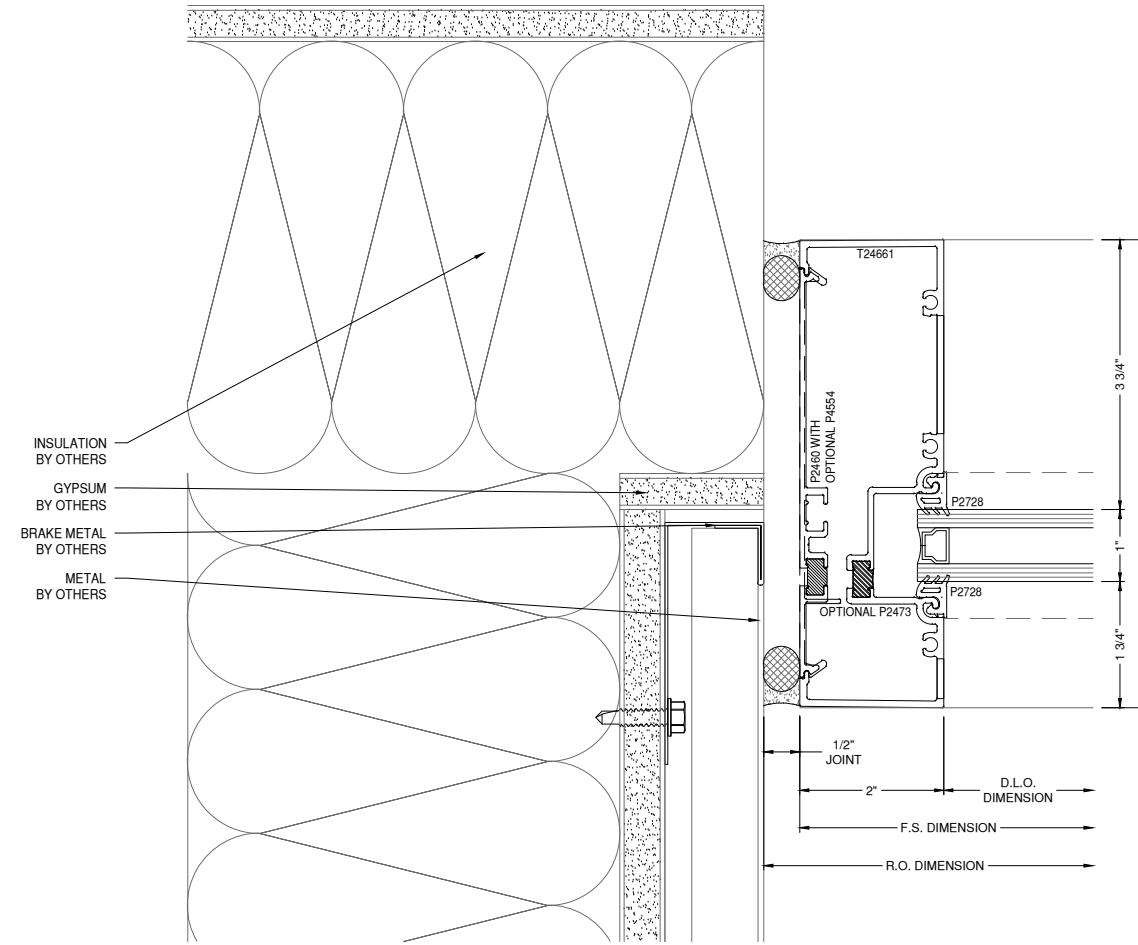
ARCHITECT:

BRANDSTETTER CARROLL INC
2360 CHAUVIN DRIVE
LEXINGTON, KY 40517
859.268.1933

STAMP AREA:



60 12 JAMB DETAIL T24650
DRAWING SCALE
24x36: 3/4:1
11x17: 3/8:1



61 4 JAMB DETAIL T24650
DRAWING SCALE
24x36: 3/4:1
11x17: 3/8:1

MOST RECENT REVISION 5	DATE 02.24.2026
---------------------------	--------------------

PROJECT NUMBER:
25-176E

PROJECT NAME:
COVINGTON CITY HALL

SHEET DESCRIPTION:
DETAILS

SHEET:
D29

NOTE:
ALL DIMENSIONS TO BE FIELD
VERIFIED PRIOR TO FABRICATION

NOTE:
FASTENERS SHOWN FOR LOCATION
REFERENCE ONLY. FASTENER TYPE, SIZE
AND SPACING ARE TO BE DETERMINED
BY THE PROFESSIONAL ENGINEER.

GLAZING CONTRACTOR

999 STREET, ST
CITY, STATE 99999
PH: 999.999.9999

MP drafting
& design

www.MPDRAFTING.com
P: 248.522.7096
F: 248.522.7030

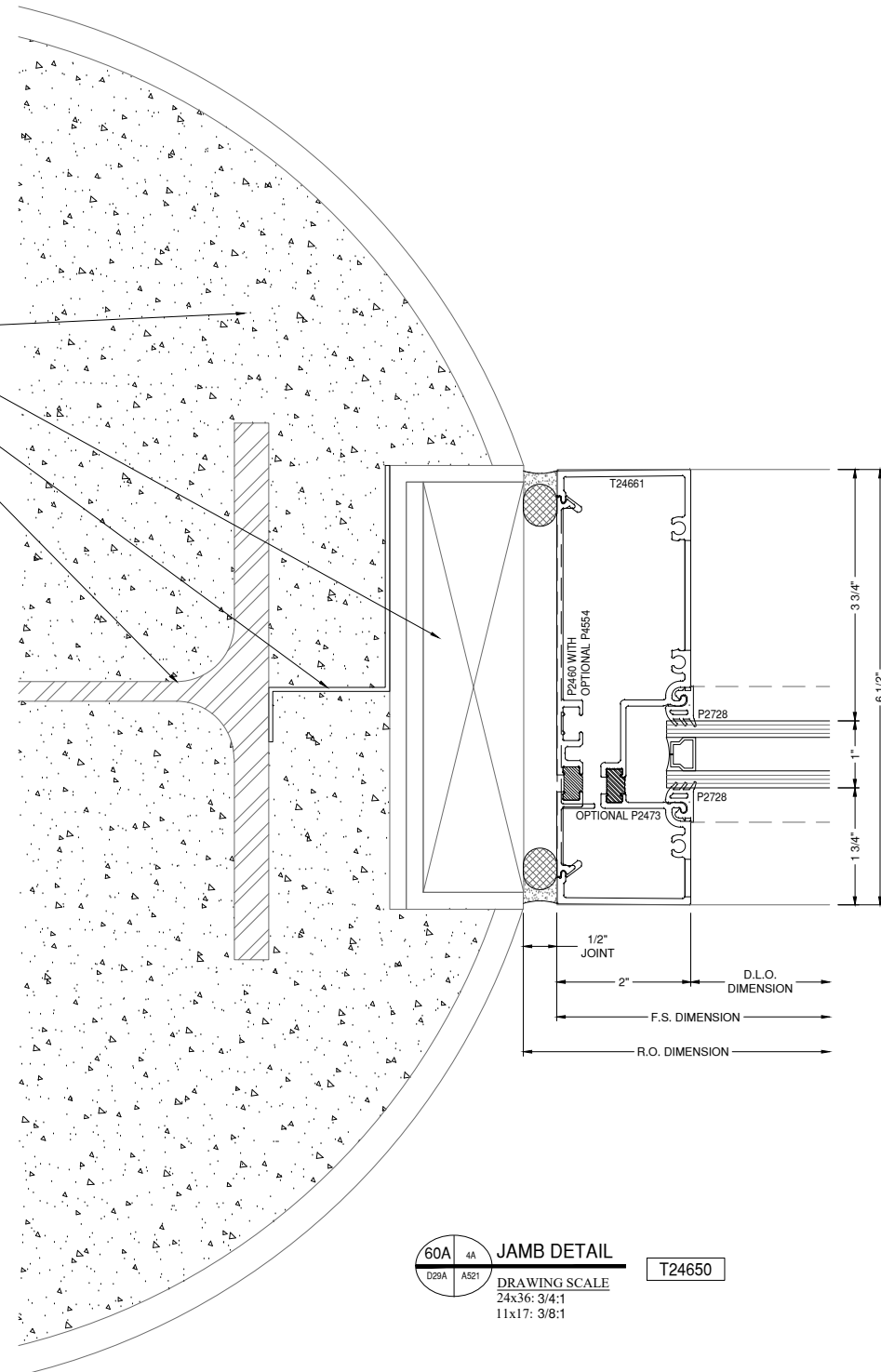
ARCHITECT:

BRANDSTETTER CARROLL INC

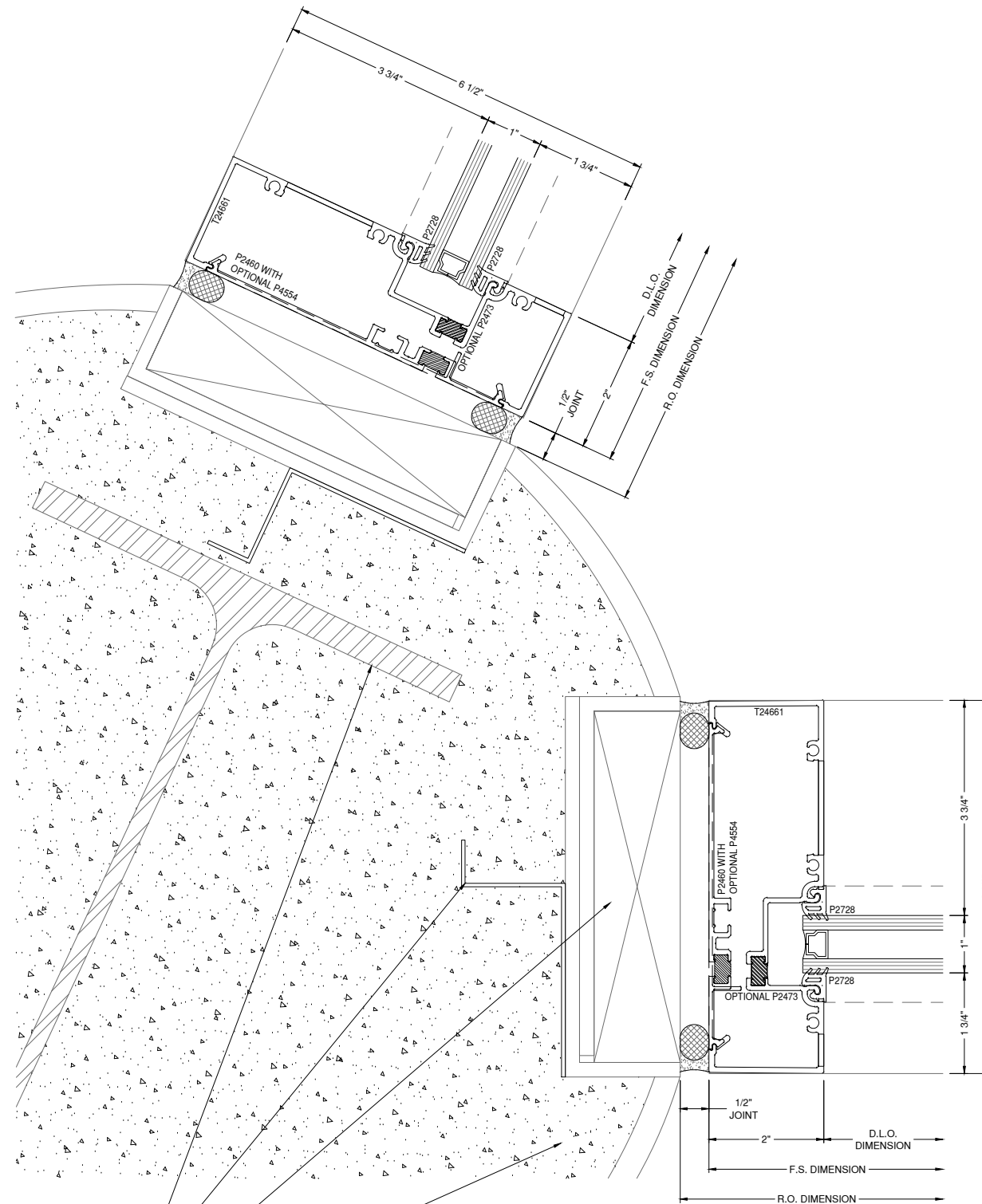
2360 CHAUVIN DRIVE
LEXINGTON, KY 40517
859.268.1933

STAMP AREA:

METAL WRAPPED COLUMN
BY OTHERS
WOOD BLOCKING
BY OTHERS
BRAKE METAL
BY OTHERS
STEEL COLUMN
BY OTHERS



60A 4A
D29A A521 **JAMB DETAIL**
DRAWING SCALE
24x36: 3/4:1
11x17: 3/8:1
T24650



60B 7
D29A A521 **JAMB DETAIL**
DRAWING SCALE
24x36: 3/4:1
11x17: 3/8:1
T24650

STEEL COLUMN
BY OTHERS
BRAKE METAL
BY OTHERS
WOOD BLOCKING
BY OTHERS
METAL WRAPPED COLUMN
BY OTHERS

MOST RECENT REVISION 5	DATE 02.24.2026
---------------------------	--------------------

PROJECT NUMBER:
25-176E

PROJECT NAME:
COVINGTON CITY HALL

SHEET DESCRIPTION:
DETAILS

SHEET:
D29A

NOTE:
ALL DIMENSIONS TO BE FIELD
VERIFIED PRIOR TO FABRICATION

NOTE:
FASTENERS SHOWN FOR LOCATION
REFERENCE ONLY. FASTENER TYPE, SIZE
AND SPACING ARE TO BE DETERMINED
BY THE PROFESSIONAL ENGINEER.

GLAZING CONTRACTOR

999 STREET, ST
CITY, STATE 99999
PH: 999.999.9999

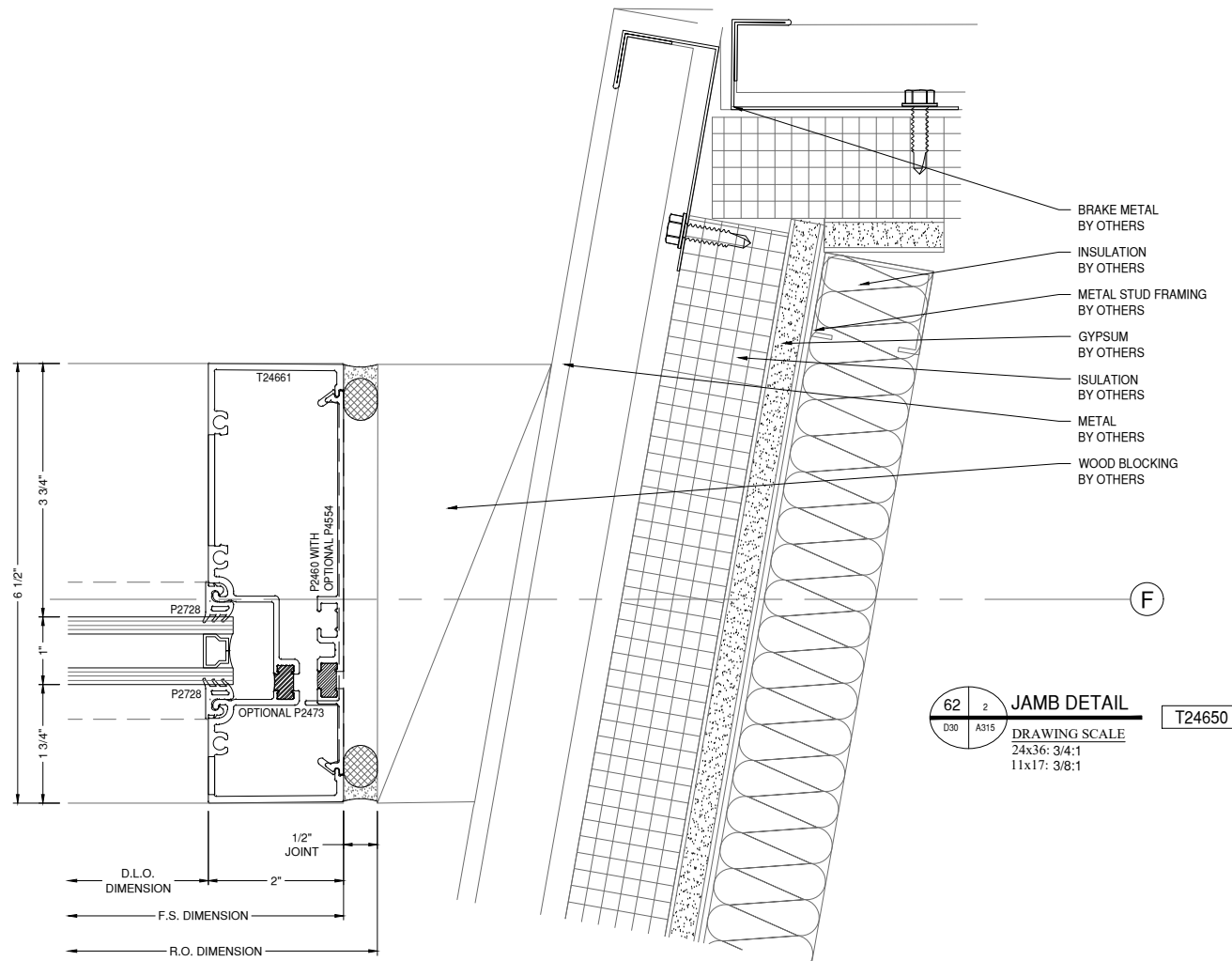
MP drafting
& design

www.MPDRAFTING.com
P: 248.522.7096
F: 248.522.7030

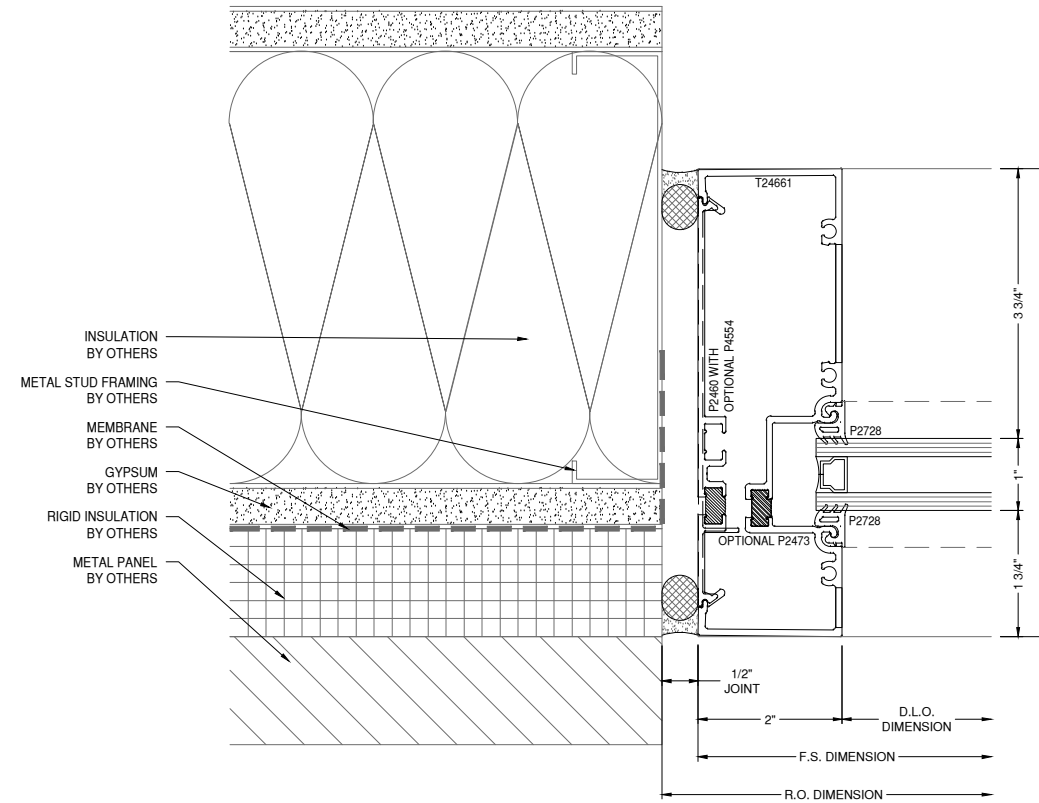
ARCHITECT:

BRANDSTETTER CARROLL INC
2360 CHAUVIN DRIVE
LEXINGTON, KY 40517
859.268.1933

STAMP AREA:



62 JAMB DETAIL
DRAWING SCALE
24x36: 3/4:1
11x17: 3/8:1
T24650



63 JAMB DETAIL
DRAWING SCALE
24x36: 3/4:1
11x17: 3/8:1
T24650

ARCHITECT NOTE:
PLEASE VERIFY/CLARIFY
SURROUNDING CONDITIONS

MOST RECENT REVISION 5	DATE 02.24.2026
---------------------------	--------------------

PROJECT NUMBER:
25-176E

PROJECT NAME:
COVINGTON CITY HALL

SHEET DESCRIPTION:
DETAILS

SHEET:
D30

NOTE:
ALL DIMENSIONS TO BE FIELD
VERIFIED PRIOR TO FABRICATION

NOTE:
FASTENERS SHOWN FOR LOCATION
REFERENCE ONLY. FASTENER TYPE, SIZE
AND SPACING ARE TO BE DETERMINED
BY THE PROFESSIONAL ENGINEER.

GLAZING CONTRACTOR

999 STREET, ST
CITY, STATE 99999
PH: 999.999.9999

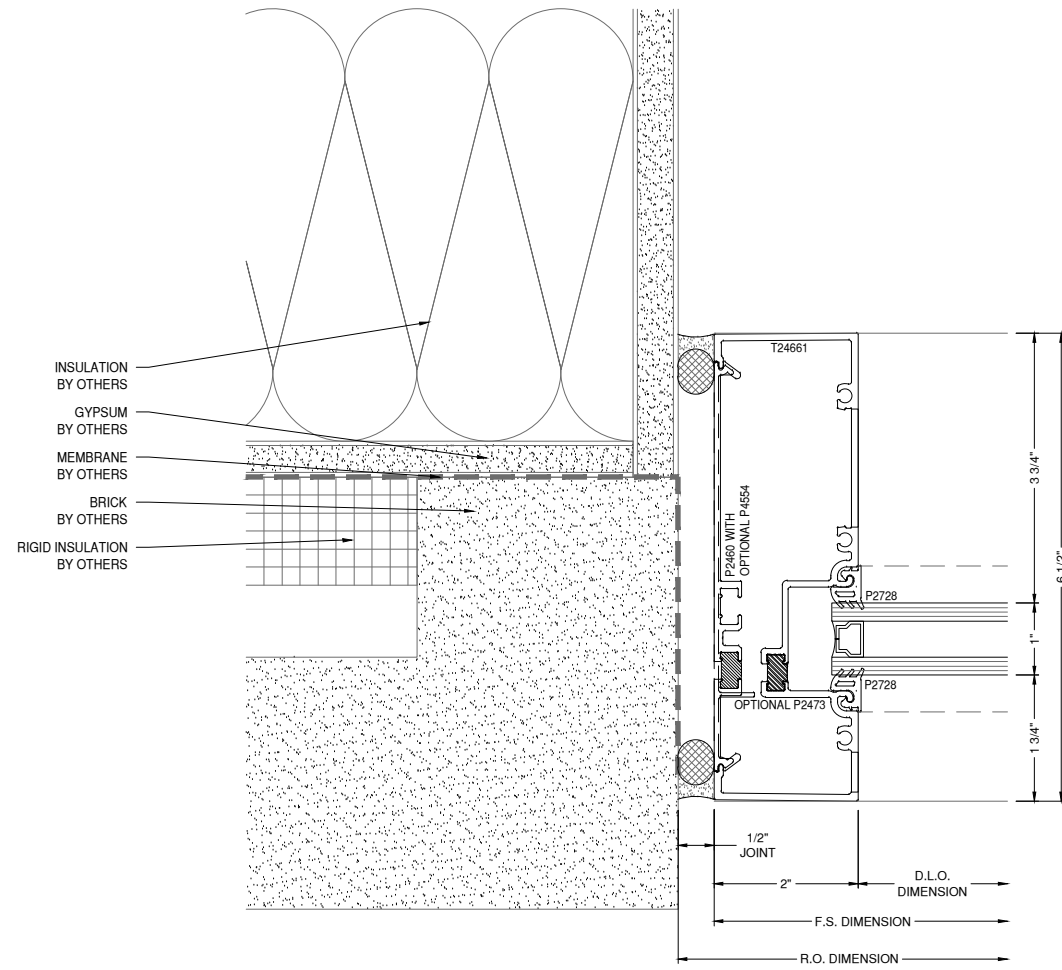
MP drafting
& design

www.MPDRAFTING.com
P: 248.522.7096
F: 248.522.7030

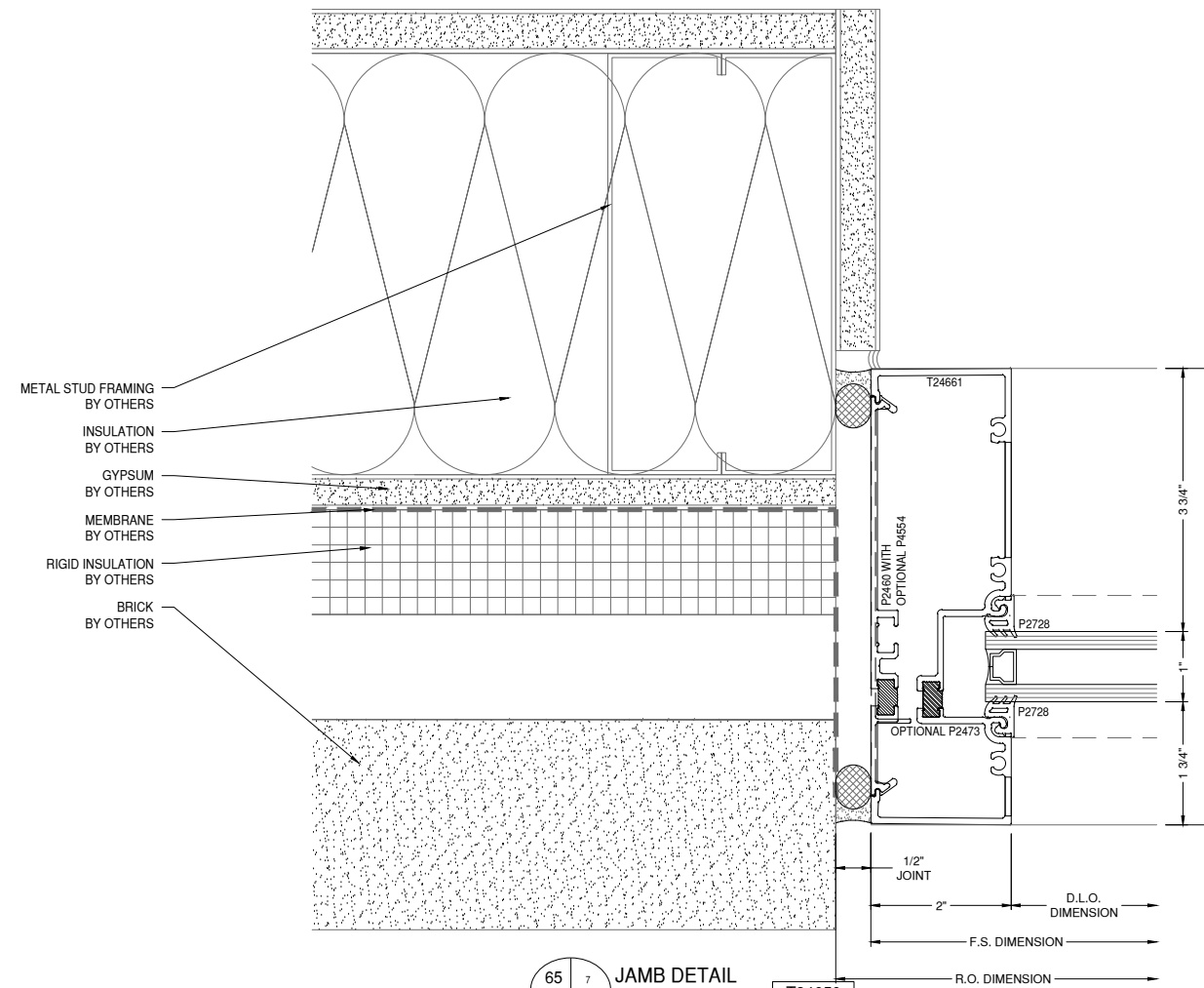
ARCHITECT:

BRANDSTETTER CARROLL INC
2360 CHAUVIN DRIVE
LEXINGTON, KY 40517
859.268.1933

STAMP AREA:



64 8 JAMB DETAIL
D31 A520 DRAWING SCALE
24x36: 3/4:1
11x17: 3/8:1
T24650



65 7 JAMB DETAIL
D31 A520 DRAWING SCALE
24x36: 3/4:1
11x17: 3/8:1
T24650

MOST RECENT REVISION 5	DATE 02.24.2026
---------------------------	--------------------

PROJECT NUMBER:
25-176E

PROJECT NAME:
COVINGTON CITY HALL

SHEET DESCRIPTION:
DETAILS

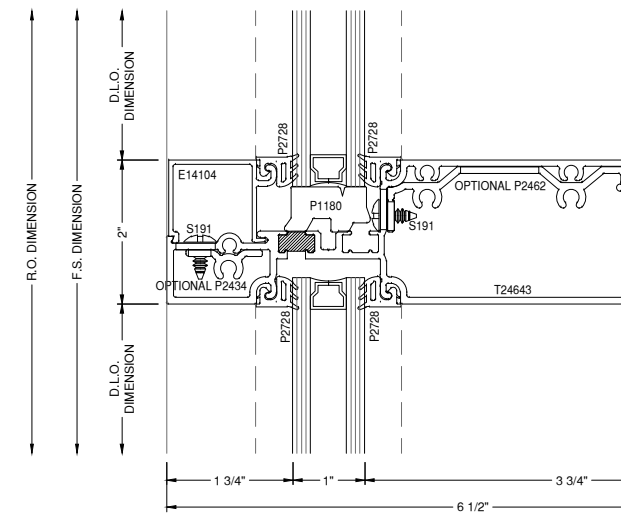
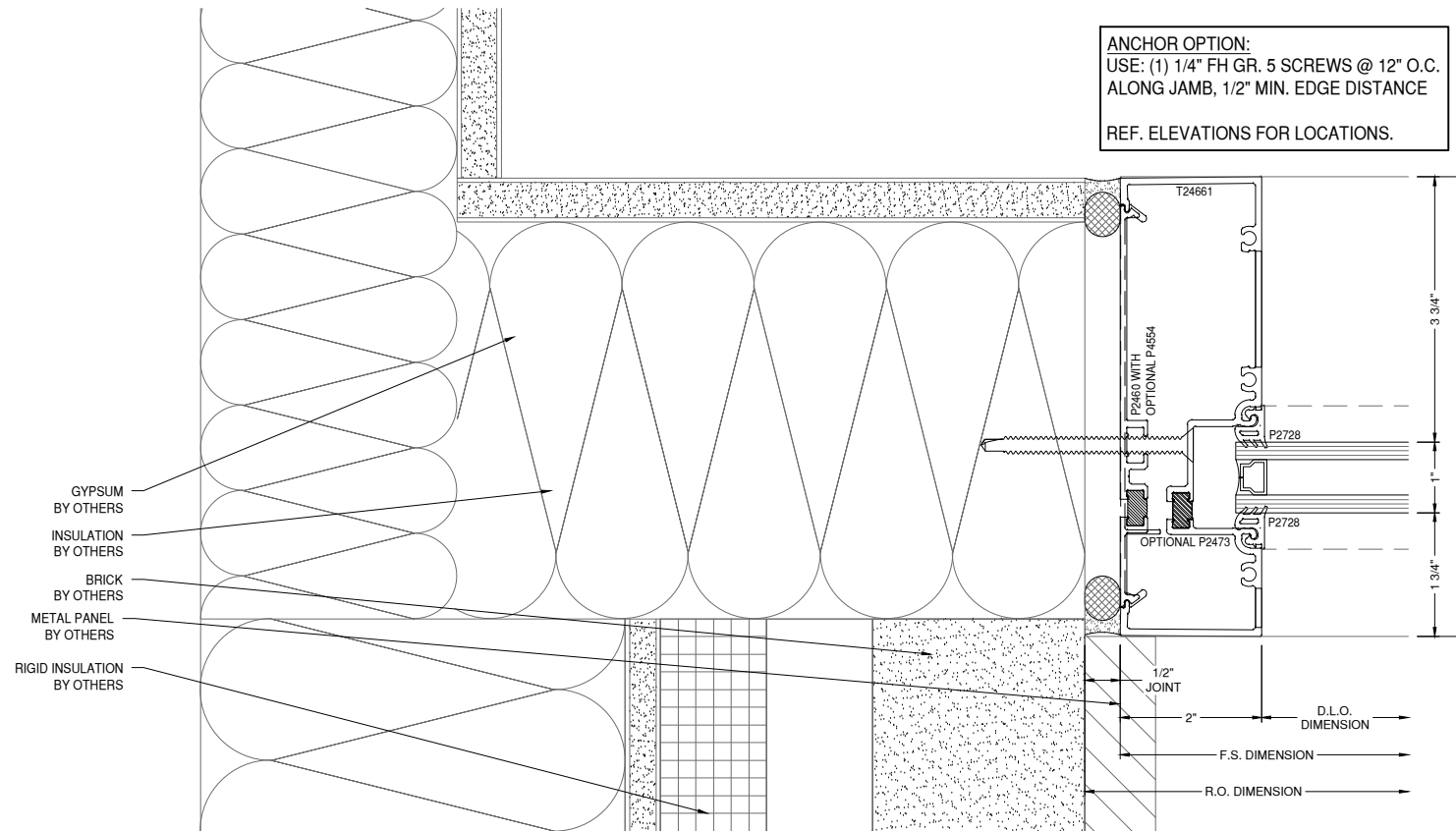
SHEET:
D31

NOTE:
ALL DIMENSIONS TO BE FIELD
VERIFIED PRIOR TO FABRICATION

NOTE:
FASTENERS SHOWN FOR LOCATION
REFERENCE ONLY. FASTENER TYPE, SIZE
AND SPACING ARE TO BE DETERMINED
BY THE PROFESSIONAL ENGINEER.

ANCHOR OPTION:
USE: (1) 1/4" FH GR. 5 SCREWS @ 12" O.C.
ALONG JAMB, 1/2" MIN. EDGE DISTANCE

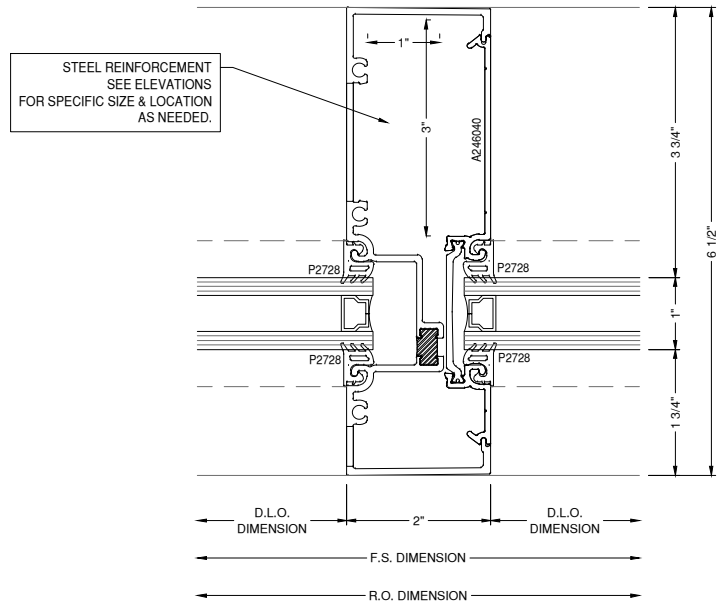
REF. ELEVATIONS FOR LOCATIONS.



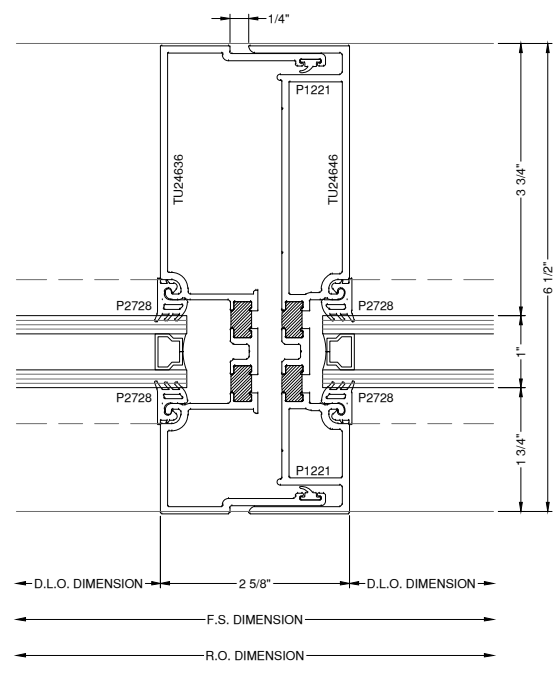
67 HORIZ DETAIL T24650
DRAWING SCALE
24x36: 3/4:1
11x17: 3/8:1

66 JAMB DETAIL T24650
DRAWING SCALE
24x36: 3/4:1
11x17: 3/8:1

ARCHITECT NOTE:
PLEASE VERIFY/CLARIFY
SURROUNDING CONDITIONS



68 VERT DETAIL T24650
DRAWING SCALE
24x36: 3/4:1
11x17: 3/8:1



68A EXP. VERT DETAIL T24650
DRAWING SCALE
24x36: 3/4:1
11x17: 3/8:1

GLAZING CONTRACTOR

999 STREET, ST
CITY, STATE 99999

PH: 999.999.9999

MP drafting & design
www.MPDRAFTING.com
P: 248.522.7096
F: 248.522.7030

ARCHITECT:
BRANDSTETTER CARROLL INC

2360 CHAUVIN DRIVE
LEXINGTON, KY 40517
859.268.1933

STAMP AREA:

MOST RECENT REVISION 5	DATE 02.24.2026
PROJECT NUMBER: 25-176E	
PROJECT NAME: COVINGTON CITY HALL	
SHEET DESCRIPTION: DETAILS	
SHEET: D32	

NOTE:
ALL DIMENSIONS TO BE FIELD
VERIFIED PRIOR TO FABRICATION

NOTE:
FASTENERS SHOWN FOR LOCATION
REFERENCE ONLY. FASTENER TYPE, SIZE
AND SPACING ARE TO BE DETERMINED
BY THE PROFESSIONAL ENGINEER.

GLAZING CONTRACTOR

999 STREET, ST
CITY, STATE 99999
PH: 999.999.9999

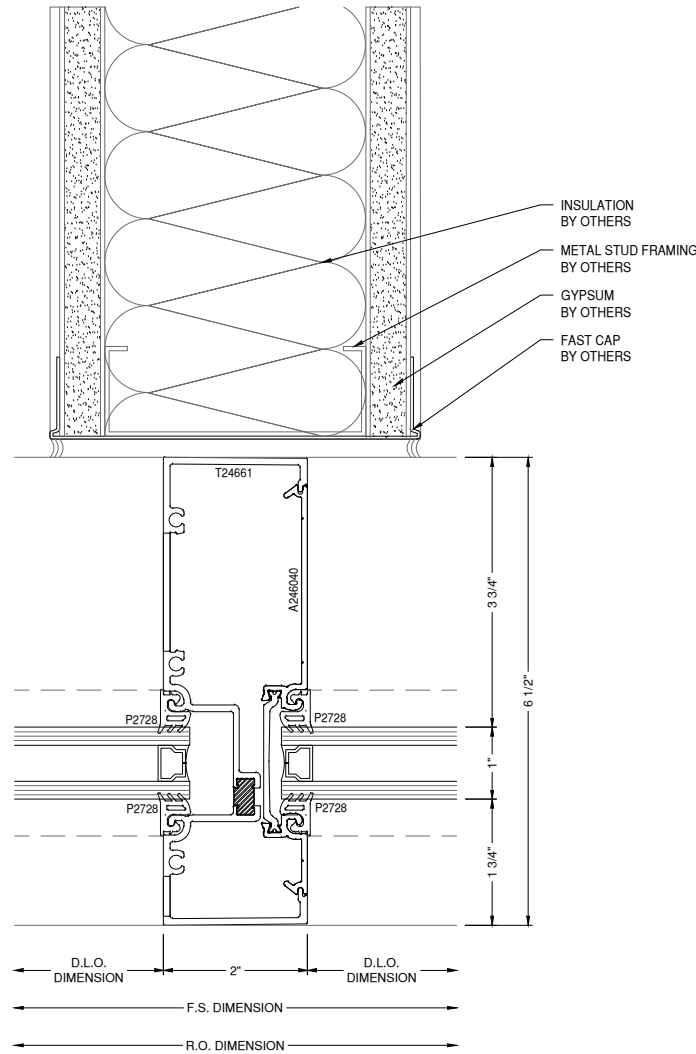
MP drafting
& design

www.MPDRAFTING.com
P: 248.522.7096
F: 248.522.7030

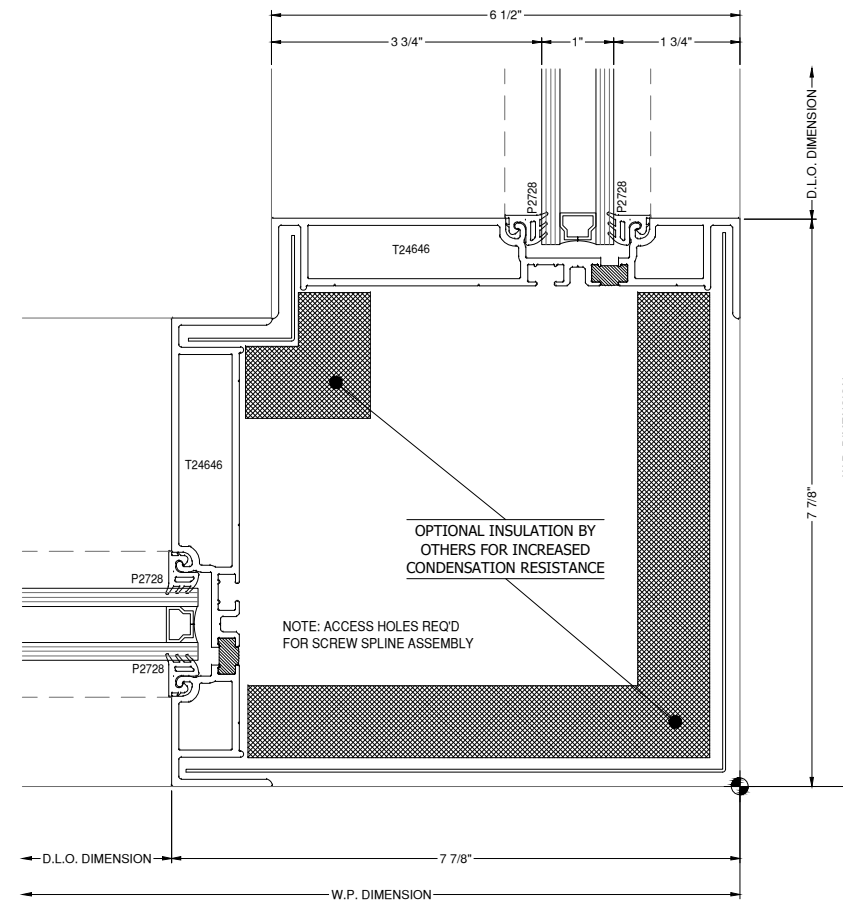
ARCHITECT:

BRANDSTETTER CARROLL INC
2360 CHAUVIN DRIVE
LEXINGTON, KY 40517
859.268.1933

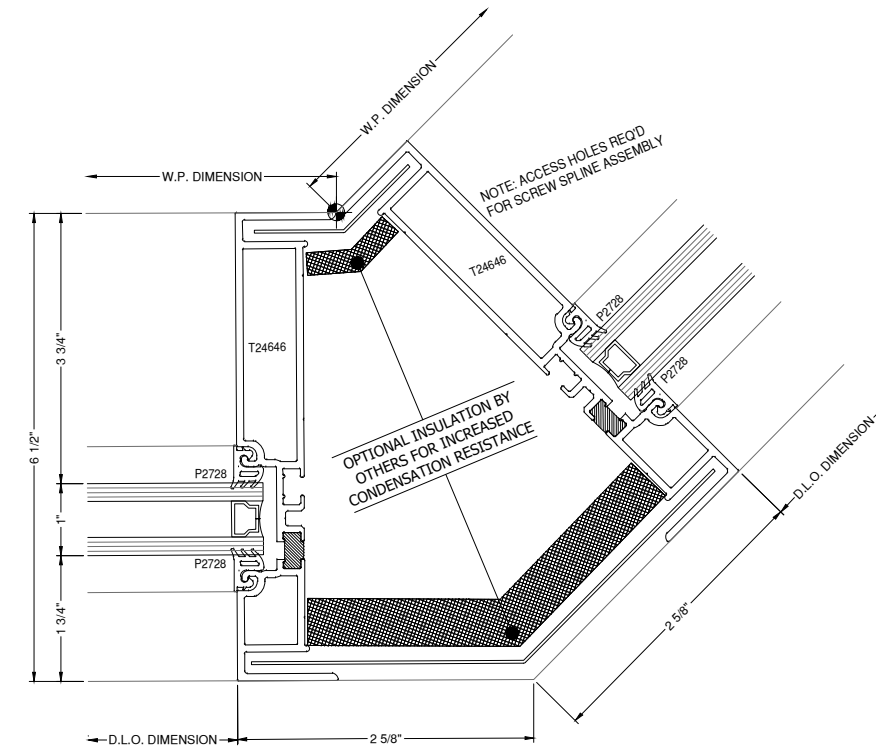
STAMP AREA:



69 7
D33 A520
JAMB DETAIL
DRAWING SCALE
24x36: 3/4:1
11x17: 3/8:1
T24650



70
D33
CORNER DETAIL
DRAWING SCALE
24x36: 3/4:1
11x17: 3/8:1
T24650



71
D33
CORNER DETAIL
DRAWING SCALE
24x36: 3/4:1
11x17: 3/8:1
T24650

MOST RECENT REVISION 5	DATE 02.24.2026
---------------------------	--------------------

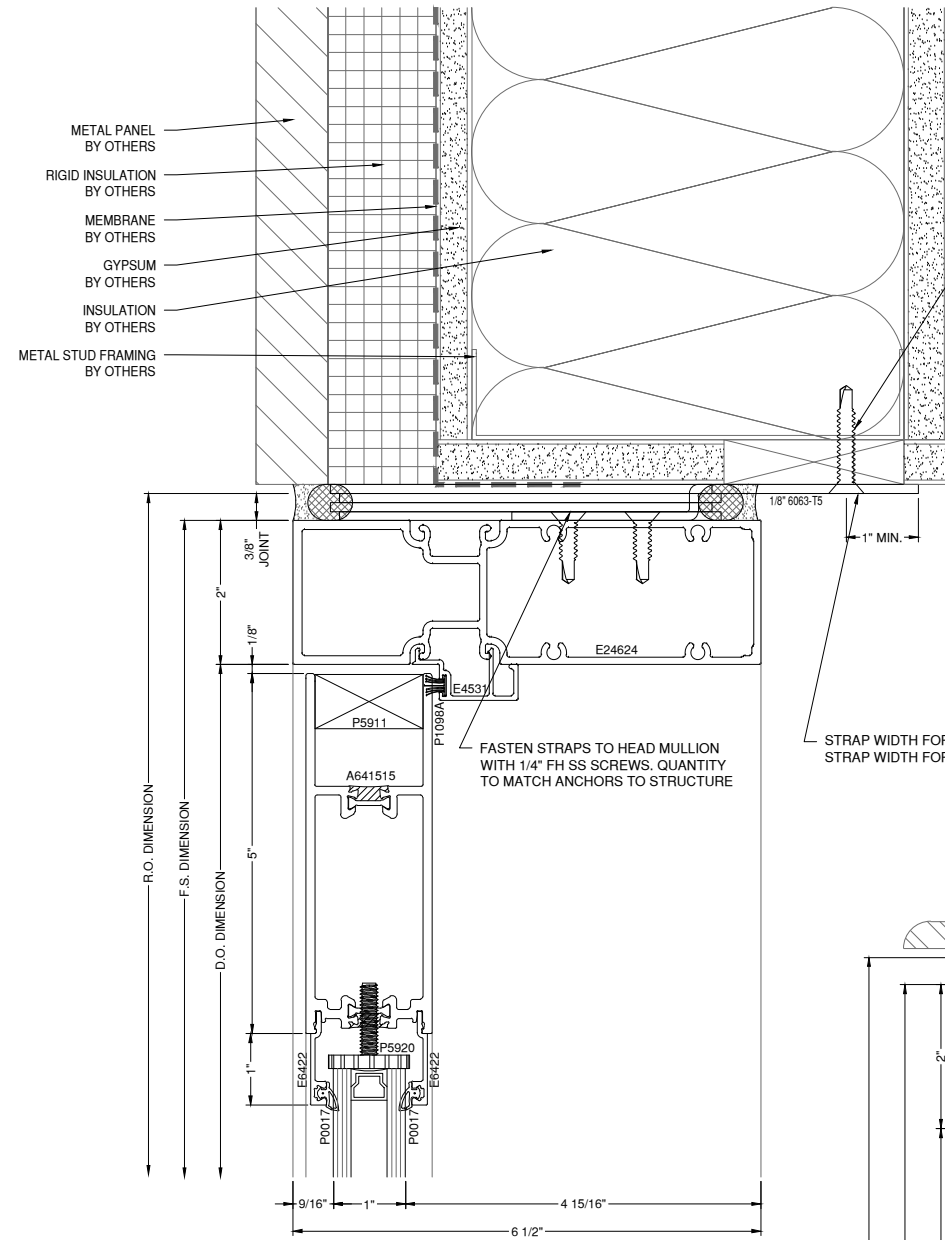
PROJECT NUMBER:
25-176E

PROJECT NAME:
COVINGTON CITY HALL

SHEET DESCRIPTION:
DETAILS

SHEET:
D33

NOTE:
ALL DIMENSIONS TO BE FIELD
VERIFIED PRIOR TO FABRICATION



AT VERTICALS, USE:
(4) 1/4" GR. 5 SCREWS PER VERTICAL ((2)
EACH SIDE) INTO MIN. 18 GA. STEEL, 1/2"
MIN. EDGE DISTANCE, 1" MIN. SPACING

AT JAMBS, USE:
(2) 1/4" GR. 5 SCREWS PER JAMB ((2) ONE
SIDE) INTO MIN. 18 GA. STEEL, 1/2" MIN.
EDGE DISTANCE, 1" MIN. SPACING

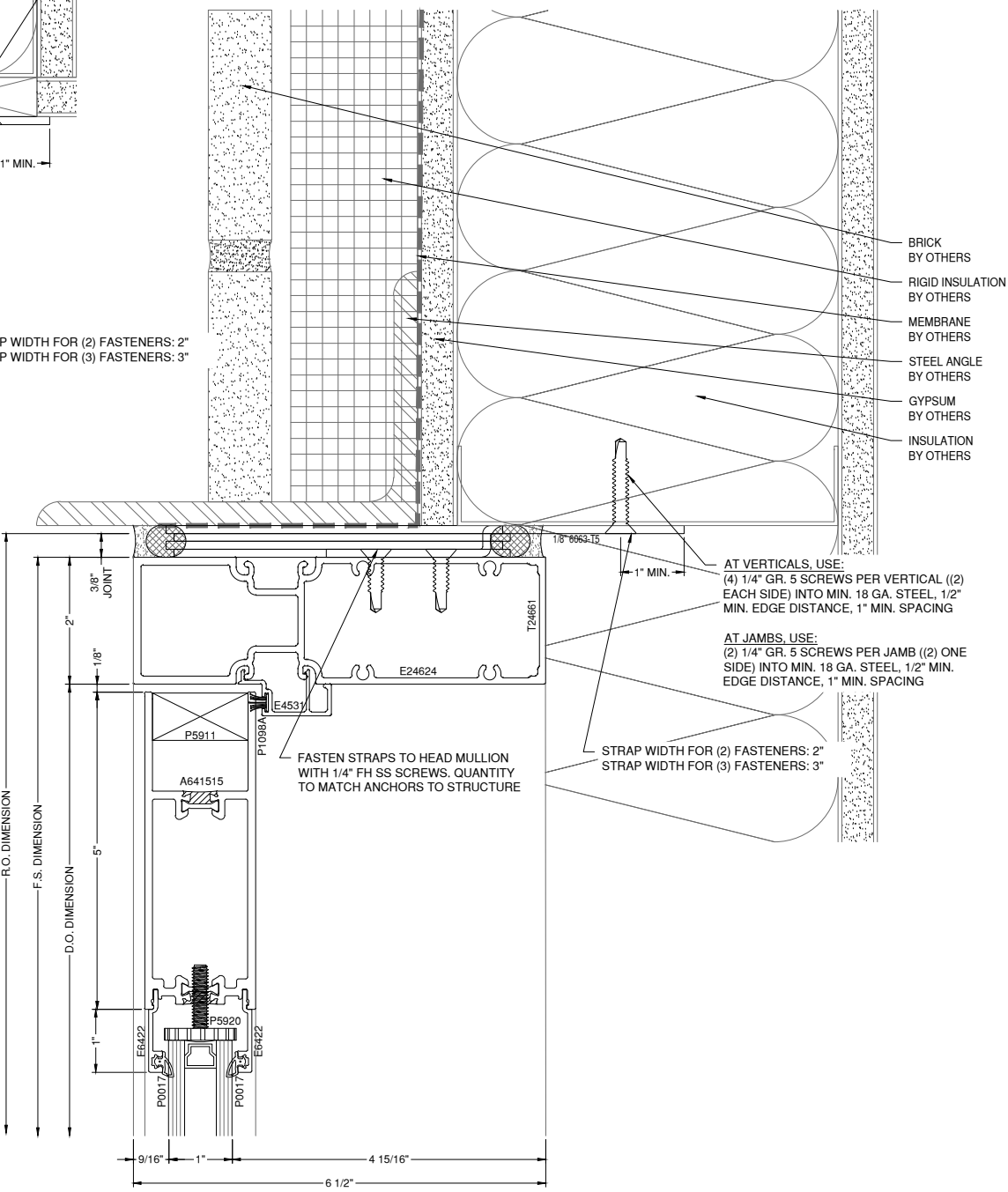
FASTEN STRAPS TO HEAD MULLION
WITH 1/4" FH SS SCREWS. QUANTITY
TO MATCH ANCHORS TO STRUCTURE

STRAP WIDTH FOR (2) FASTENERS: 2"
STRAP WIDTH FOR (3) FASTENERS: 3"

ARCHITECT NOTE:
PLEASE VERIFY IS STRAP IS
TO BE HIDDEN WITH GYPSUM

72 | **1**
DOOR HEAD DETAIL
DRAWING SCALE
24x36: 3/4:1
11x17: 3/8:1

T24650
THERMAL



AT VERTICALS, USE:
(4) 1/4" GR. 5 SCREWS PER VERTICAL ((2)
EACH SIDE) INTO MIN. 18 GA. STEEL, 1/2"
MIN. EDGE DISTANCE, 1" MIN. SPACING

AT JAMBS, USE:
(2) 1/4" GR. 5 SCREWS PER JAMB ((2) ONE
SIDE) INTO MIN. 18 GA. STEEL, 1/2" MIN.
EDGE DISTANCE, 1" MIN. SPACING

FASTEN STRAPS TO HEAD MULLION
WITH 1/4" FH SS SCREWS. QUANTITY
TO MATCH ANCHORS TO STRUCTURE

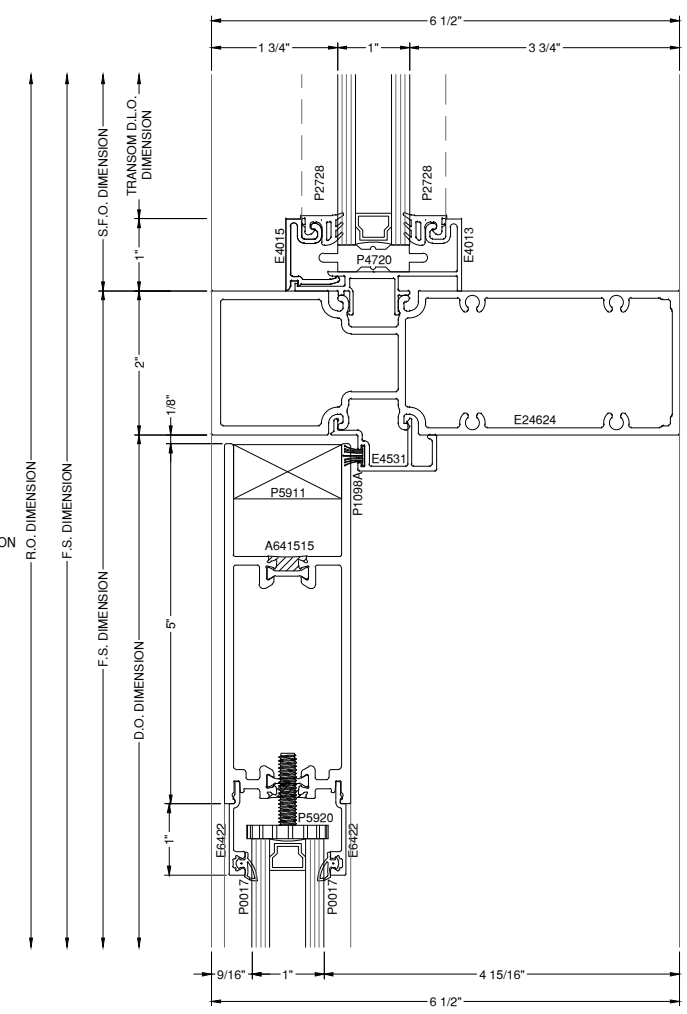
STRAP WIDTH FOR (2) FASTENERS: 2"
STRAP WIDTH FOR (3) FASTENERS: 3"

ARCHITECT NOTE:
PLEASE VERIFY/CLARIFY
FASTENING LOCATION.

73 | **1**
DOOR HEAD DETAIL
DRAWING SCALE
24x36: 3/4:1
11x17: 3/8:1

T24650
THERMAL

NOTE:
FASTENERS SHOWN FOR LOCATION
REFERENCE ONLY. FASTENER TYPE, SIZE
AND SPACING ARE TO BE DETERMINED
BY THE PROFESSIONAL ENGINEER.



R.O. DIMENSION
F.S. DIMENSION
D.O. DIMENSION
S.F.O. DIMENSION
TRANSOM D.O. DIMENSION

74 | **1**
DOOR HEAD DETAIL
DRAWING SCALE
24x36: 3/4:1
11x17: 3/8:1

T24650
THERMAL

GLAZING CONTRACTOR

999 STREET, ST
CITY, STATE 99999
PH: 999.999.9999

MP drafting
& design
www.MPDRAFTING.com
P: 248.522.7096
F: 248.522.7030

ARCHITECT:
BRANDSTETTER CARROLL INC
2360 CHAUVIN DRIVE
LEXINGTON, KY 40517
859.268.1933

STAMP AREA:

MOST RECENT REVISION
5
DATE
02.24.2026

PROJECT NUMBER:
25-176E

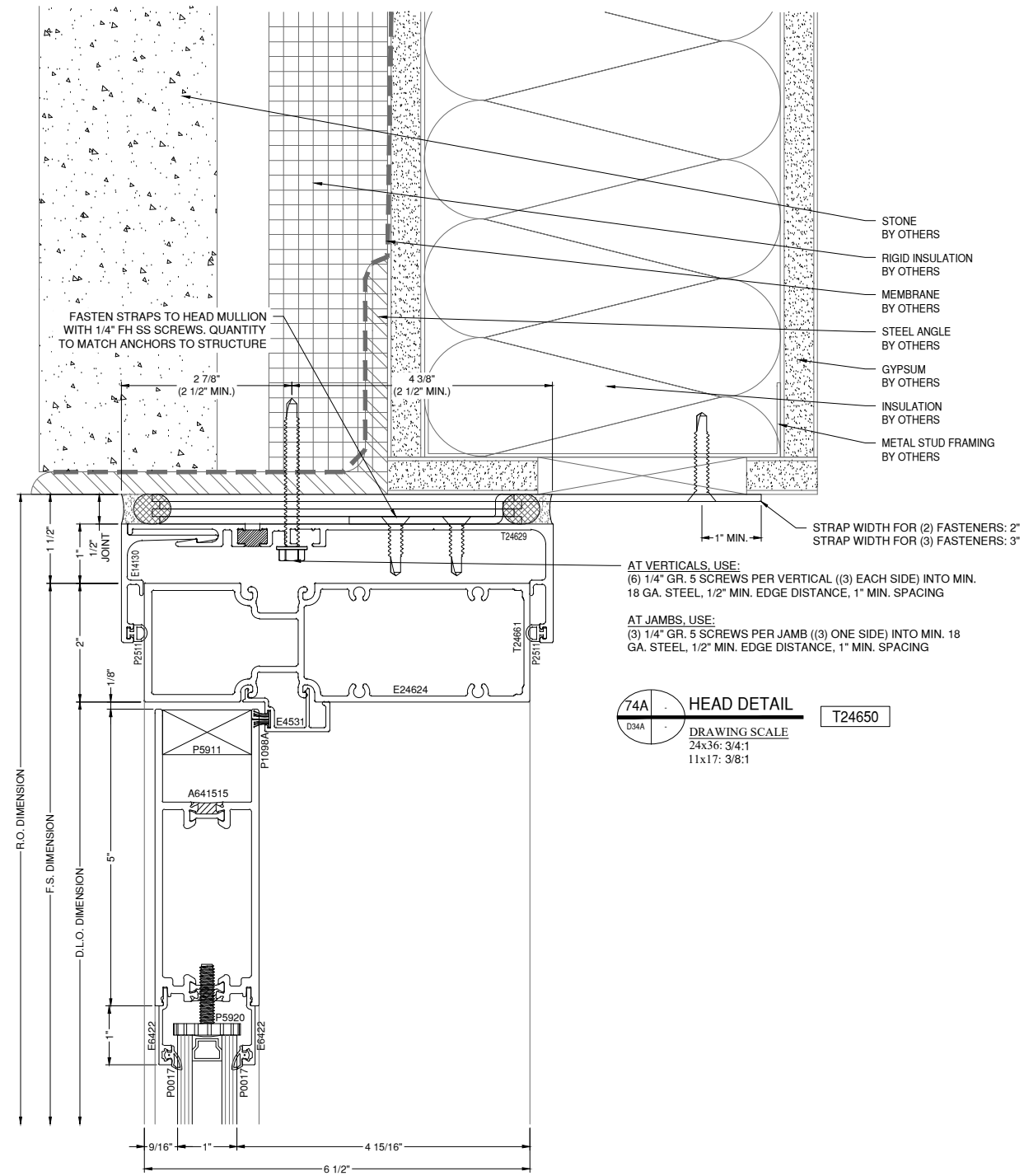
PROJECT NAME:
COVINGTON CITY HALL

SHEET DESCRIPTION:
DETAILS

SHEET:
D34

NOTE:
ALL DIMENSIONS TO BE FIELD
VERIFIED PRIOR TO FABRICATION

NOTE:
FASTENERS SHOWN FOR LOCATION
REFERENCE ONLY. FASTENER TYPE, SIZE
AND SPACING ARE TO BE DETERMINED
BY THE PROFESSIONAL ENGINEER.



GLAZING CONTRACTOR

999 STREET, ST
CITY, STATE 99999
PH: 999.999.9999



www.MPDRAFTING.com
P: 248.522.7096
F: 248.522.7030

ARCHITECT:

BRANDSTETTER CARROLL INC
2360 CHAUVIN DRIVE
LEXINGTON, KY 40517
859.268.1933

STAMP AREA:

MOST RECENT REVISION 5	DATE 02.24.2026
---------------------------	--------------------

PROJECT NUMBER:
25-176E

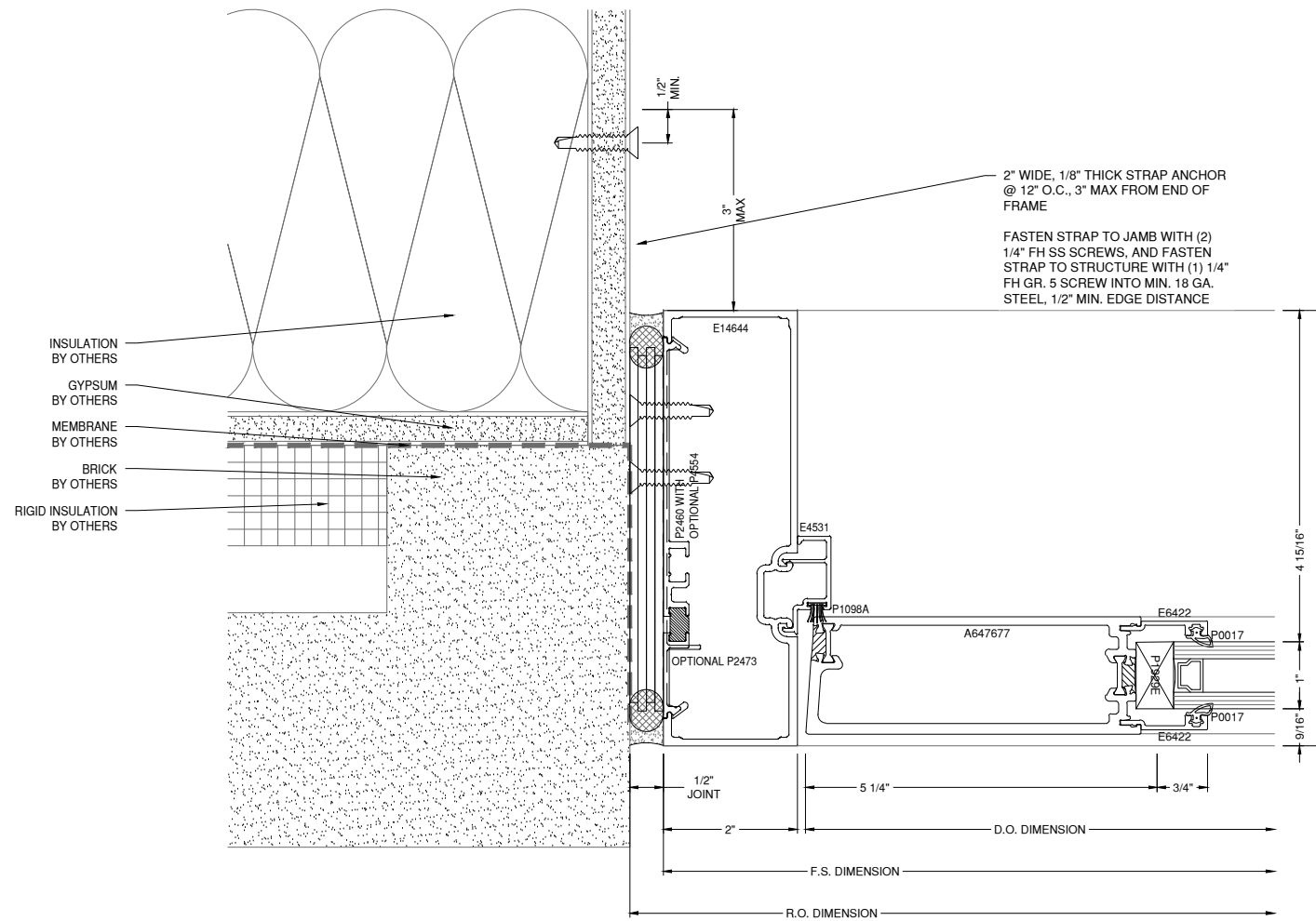
PROJECT NAME:
COVINGTON CITY HALL

SHEET DESCRIPTION:
DETAILS

SHEET:
D34A

NOTE:
ALL DIMENSIONS TO BE FIELD
VERIFIED PRIOR TO FABRICATION

NOTE:
FASTENERS SHOWN FOR LOCATION
REFERENCE ONLY. FASTENER TYPE, SIZE
AND SPACING ARE TO BE DETERMINED
BY THE PROFESSIONAL ENGINEER.



78 6 DOOR JAMB DETAIL T24650
D36 AS20 DRAWING SCALE
24x36: 3/4:1
11x17: 3/8:1
THERMAL

GLAZING CONTRACTOR

999 STREET, ST
CITY, STATE 99999
PH: 999.999.9999



www.MPDRAFTING.com
P: 248.522.7096
F: 248.522.7030

ARCHITECT:

BRANDSTETTER CARROLL INC
2360 CHAUVIN DRIVE
LEXINGTON, KY 40517
859.268.1933

STAMP AREA:

MOST RECENT REVISION 5	DATE 02.24.2026
---------------------------	--------------------

PROJECT NUMBER:
25-176E

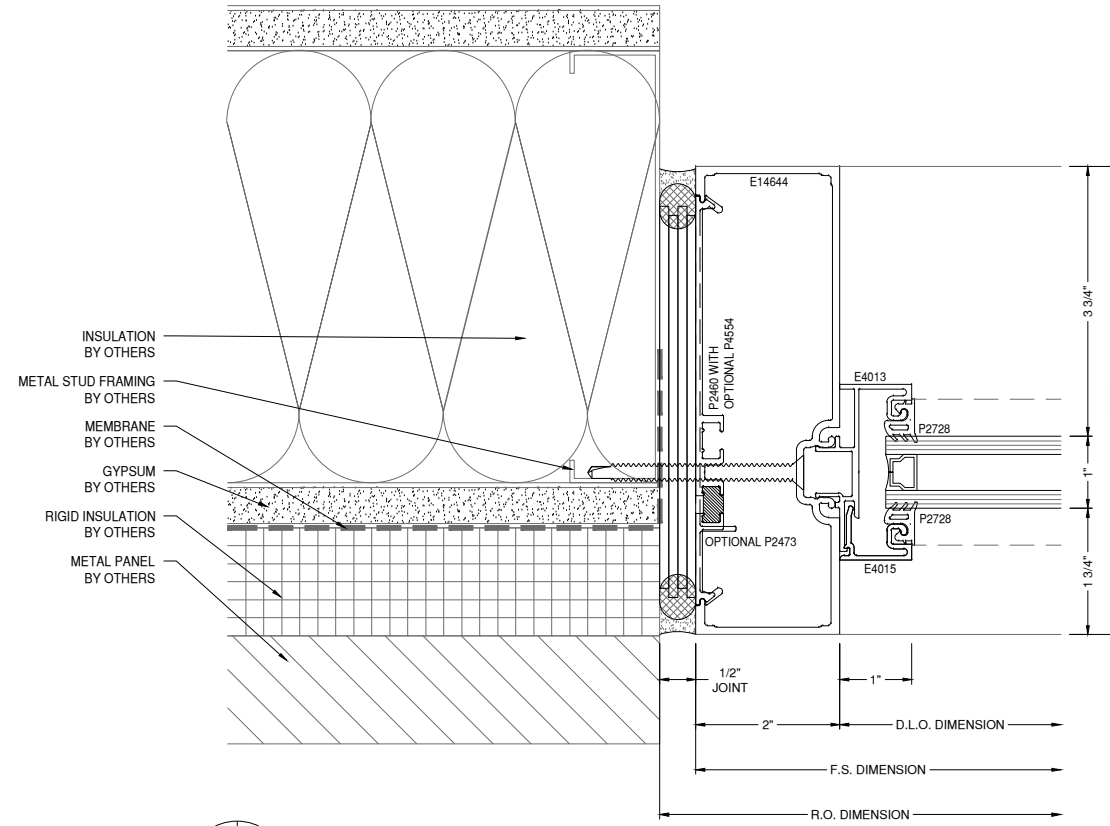
PROJECT NAME:
COVINGTON CITY HALL

SHEET DESCRIPTION:
DETAILS

SHEET:
D36

NOTE:
ALL DIMENSIONS TO BE FIELD
VERIFIED PRIOR TO FABRICATION

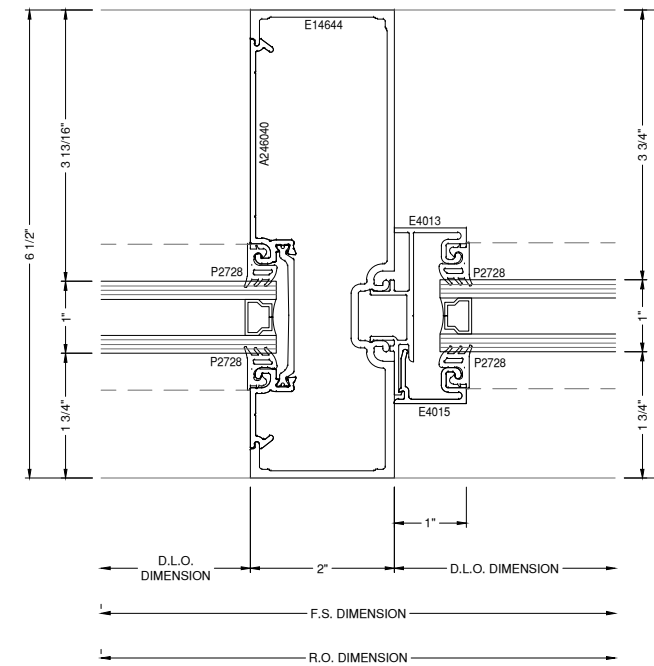
NOTE:
FASTENERS SHOWN FOR LOCATION
REFERENCE ONLY. FASTENER TYPE, SIZE
AND SPACING ARE TO BE DETERMINED
BY THE PROFESSIONAL ENGINEER.



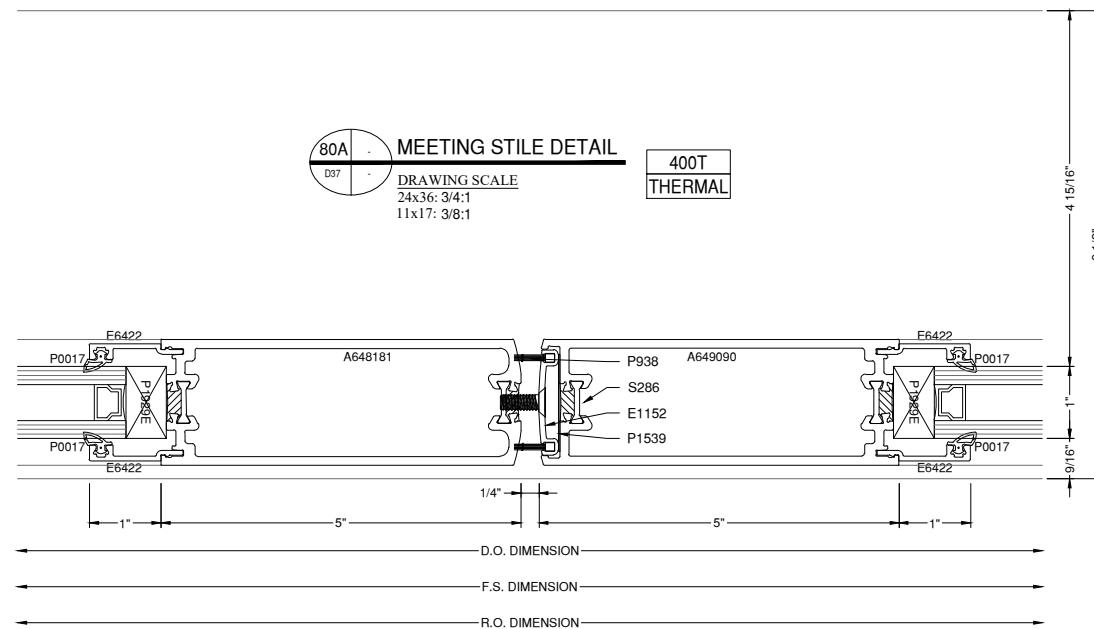
80 TRANSOM JAMB DETAIL
D37
DRAWING SCALE
24x36: 3/4:1
11x17: 3/8:1
T24650
WIDE



ARCHITECT NOTE:
PLEASE VERIFY/CLARIFY
SURROUNDING CONDITIONS



81 TRANSOM JAMB DETAIL
D37
DRAWING SCALE
24x36: 3/4:1
11x17: 3/8:1
T24650
WIDE



80A MEETING STILE DETAIL
D37
DRAWING SCALE
24x36: 3/4:1
11x17: 3/8:1
400T
THERMAL

GLAZING CONTRACTOR

999 STREET, ST
CITY, STATE 99999
PH: 999.999.9999



www.MPDRAFTING.com
P: 248.522.7096
F: 248.522.7030

ARCHITECT:

BRANDSTETTER CARROLL INC
2360 CHAUVIN DRIVE
LEXINGTON, KY 40517
859.268.1933

STAMP AREA:

MOST RECENT REVISION
5
DATE
02.24.2026

PROJECT NUMBER:
25-176E

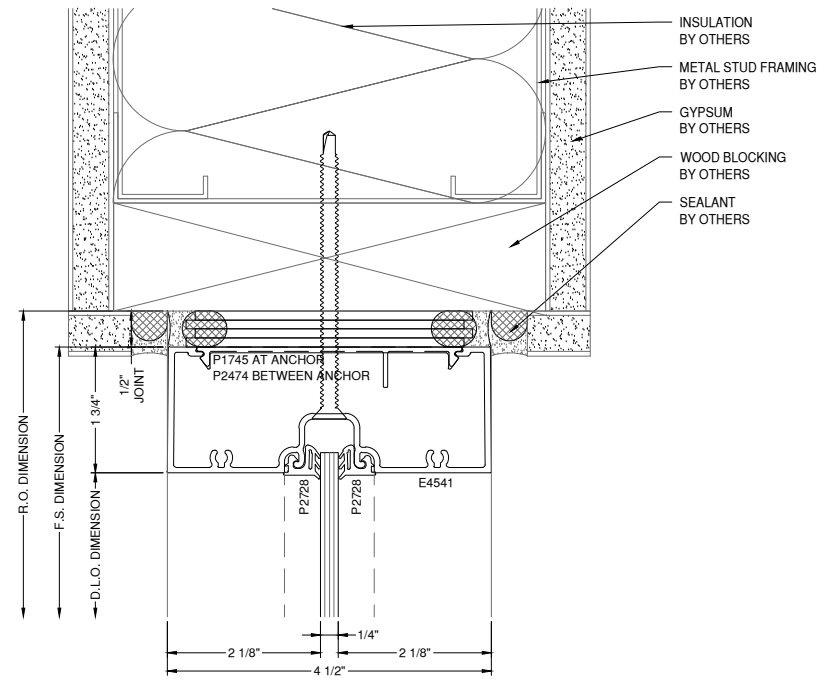
PROJECT NAME:
COVINGTON CITY HALL

SHEET DESCRIPTION:
DETAILS

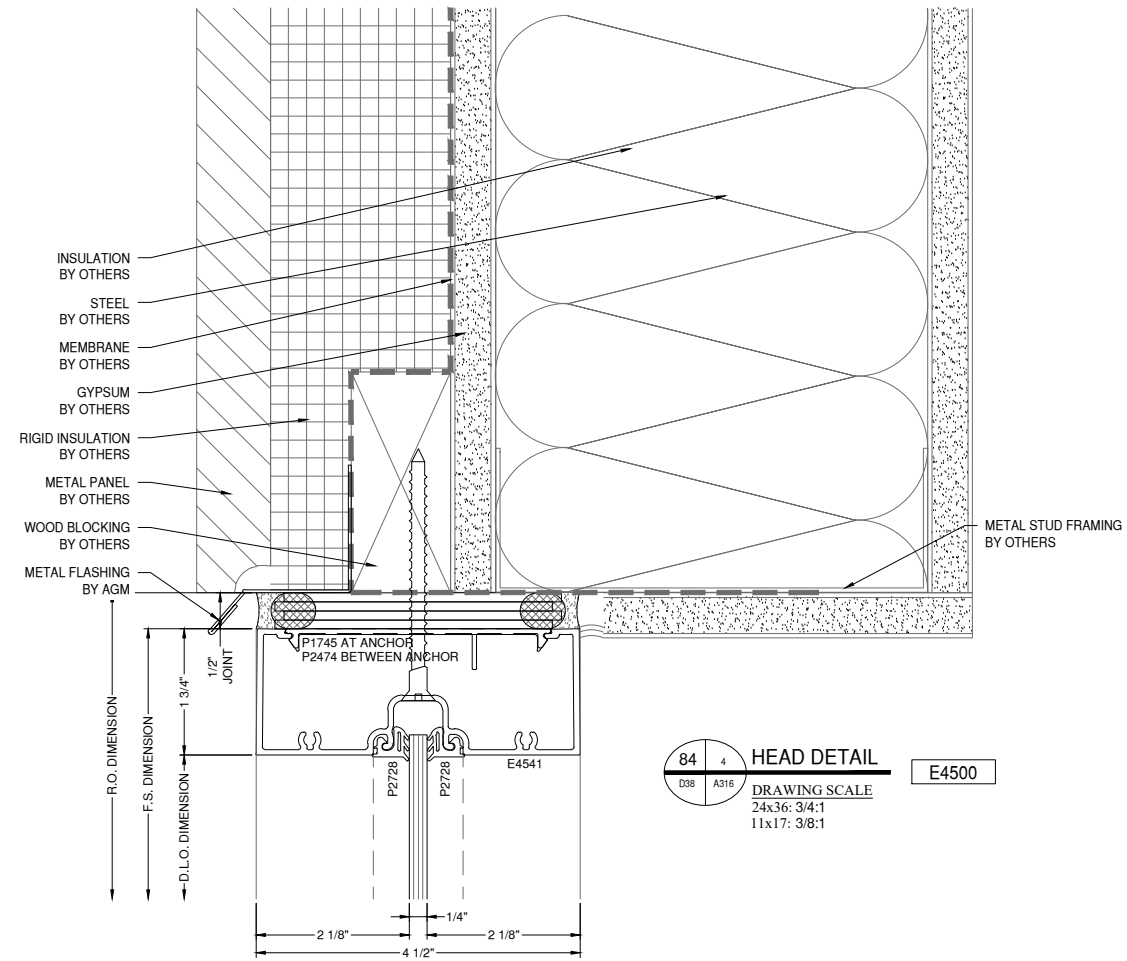
SHEET:
D37

NOTE:
ALL DIMENSIONS TO BE FIELD
VERIFIED PRIOR TO FABRICATION

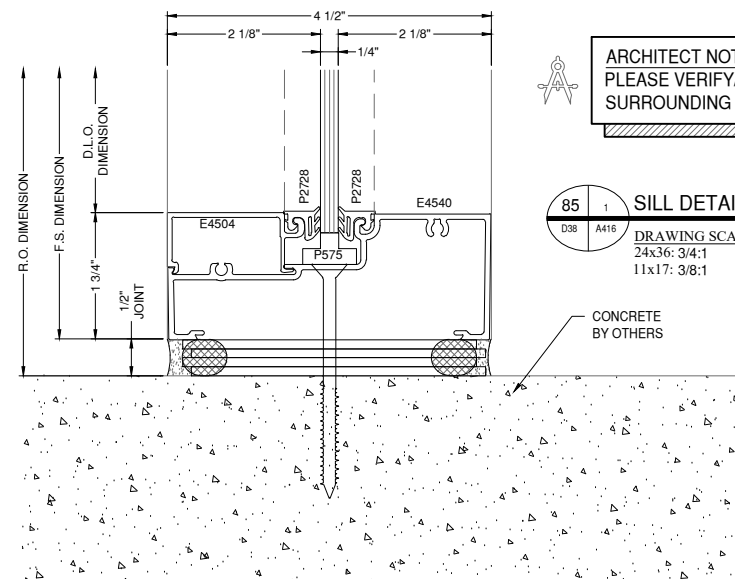
INTERIOR DETAILS EXCLUDED
FROM ENGINEERING & SEAL



83 **1** HEAD DETAIL **E4500**
D38 A625
DRAWING SCALE
24x36: 3/4:1
11x17: 3/8:1

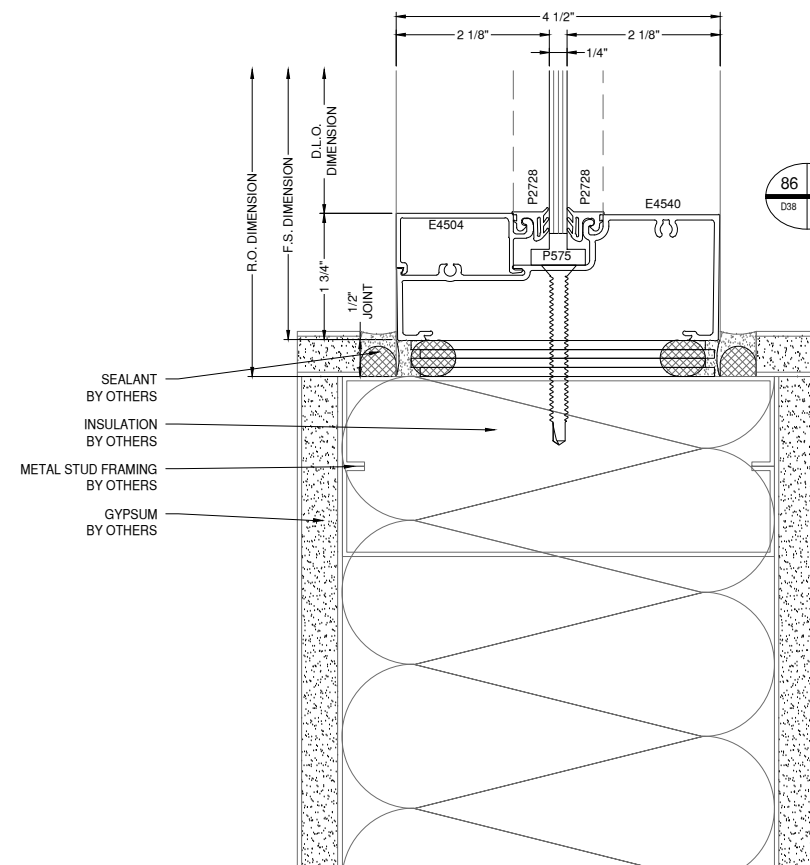


84 **4** HEAD DETAIL **E4500**
D38 A316
DRAWING SCALE
24x36: 3/4:1
11x17: 3/8:1



ARCHITECT NOTE:
PLEASE VERIFY/CLARIFY
SURROUNDING CONDITIONS

85 **1** SILL DETAIL **E4500**
D38 A416
DRAWING SCALE
24x36: 3/4:1
11x17: 3/8:1



86 **5** SILL DETAIL **E4500**
D38 A625
DRAWING SCALE
24x36: 3/4:1
11x17: 3/8:1

INTERIOR DETAILS EXCLUDED
FROM ENGINEERING & SEAL

GLAZING CONTRACTOR

999 STREET, ST
CITY, STATE 99999
PH: 999.999.9999



www.MPDRAFTING.com
P: 248.522.7096
F: 248.522.7030

ARCHITECT:

BRANDSTETTER CARROLL INC
2360 CHAUVIN DRIVE
LEXINGTON, KY 40517
859.268.1933

STAMP AREA:

MOST RECENT REVISION 5	DATE 02.24.2026
---------------------------	--------------------

PROJECT NUMBER:
25-176E

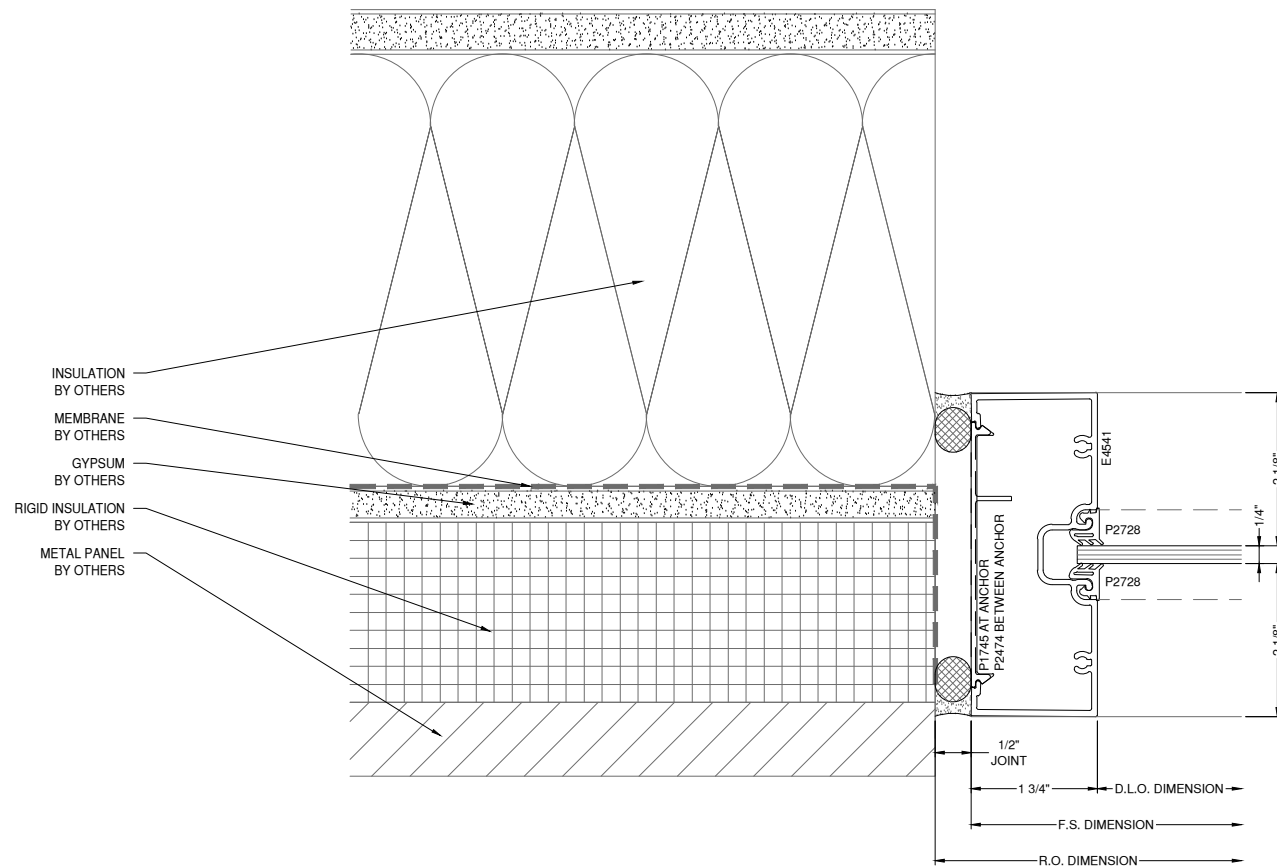
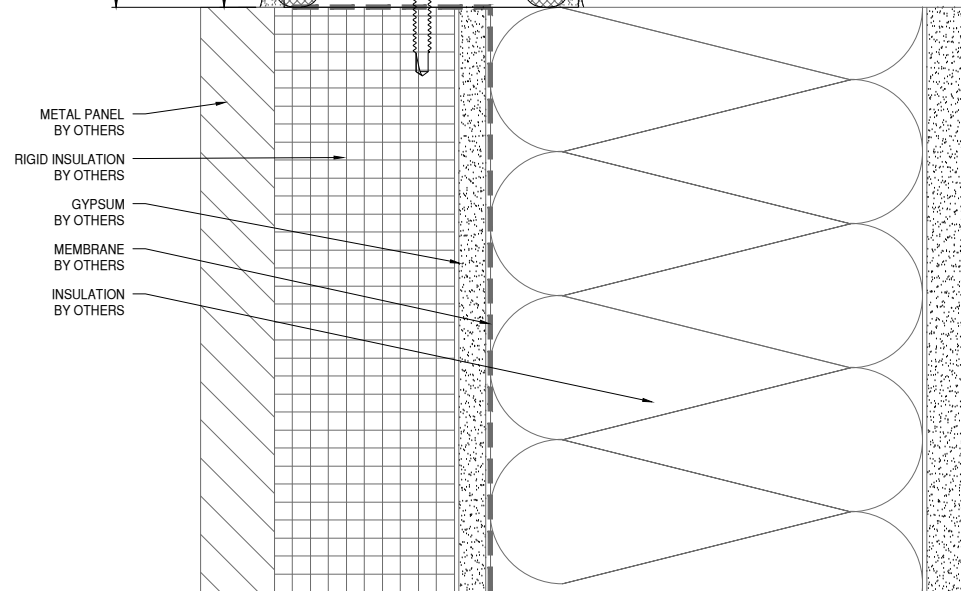
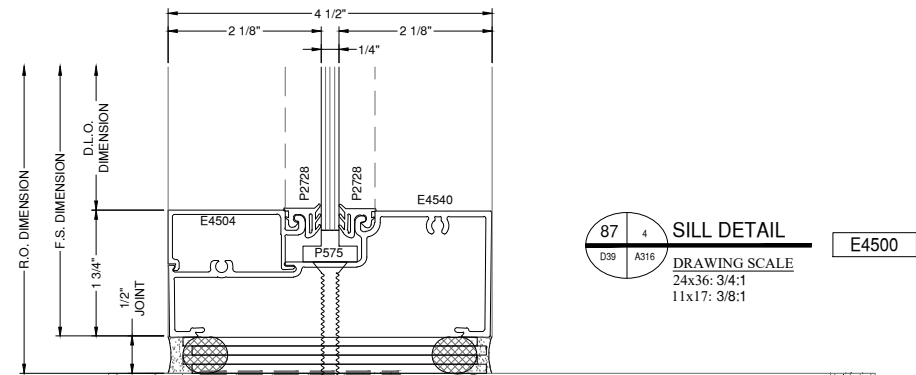
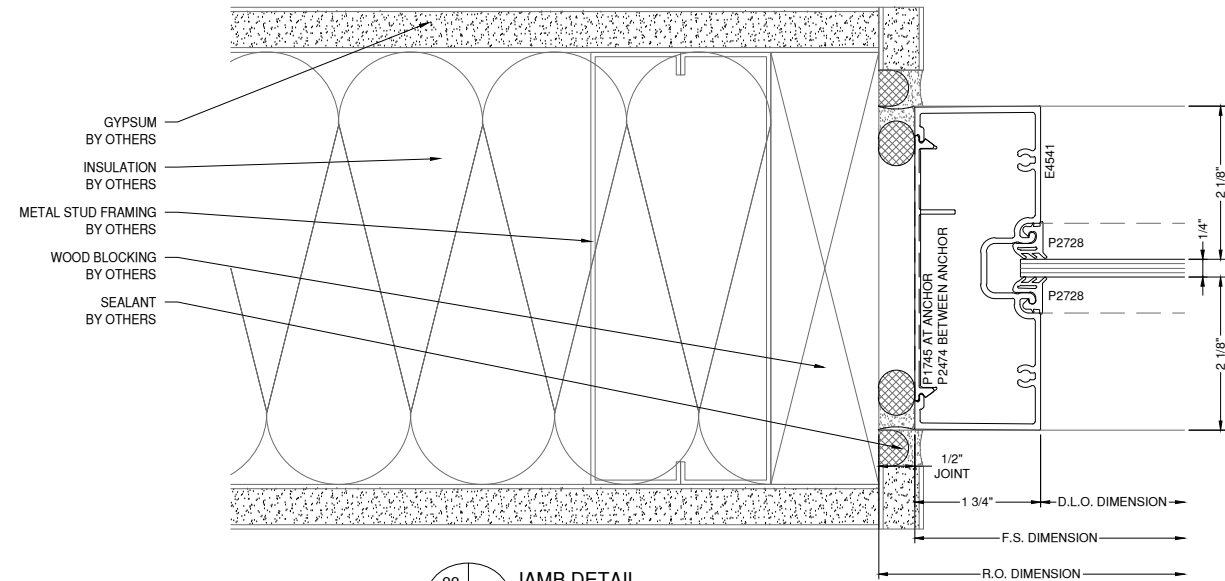
PROJECT NAME:
COVINGTON CITY HALL

SHEET DESCRIPTION:
DETAILS

SHEET:
D38

NOTE:
ALL DIMENSIONS TO BE FIELD
VERIFIED PRIOR TO FABRICATION

NOTE:
FASTENERS SHOWN FOR LOCATION
REFERENCE ONLY. FASTENER TYPE, SIZE
AND SPACING ARE TO BE DETERMINED
BY THE PROFESSIONAL ENGINEER.



89 4 JAMB DETAIL E4500
D39 A316 DRAWING SCALE
24x36: 3/4:1
11x17: 3/8:1

INTERIOR DETAILS EXCLUDED
FROM ENGINEERING & SEAL

GLAZING CONTRACTOR

999 STREET, ST
CITY, STATE 99999
PH: 999.999.9999



www.MPDRAFTING.com
P: 248.522.7096
F: 248.522.7030

ARCHITECT:

BRANDSTETTER CARROLL INC

2360 CHAUVIN DRIVE
LEXINGTON, KY 40517
859.268.1933

STAMP AREA:

MOST RECENT REVISION 5	DATE 02.24.2026
---------------------------	--------------------

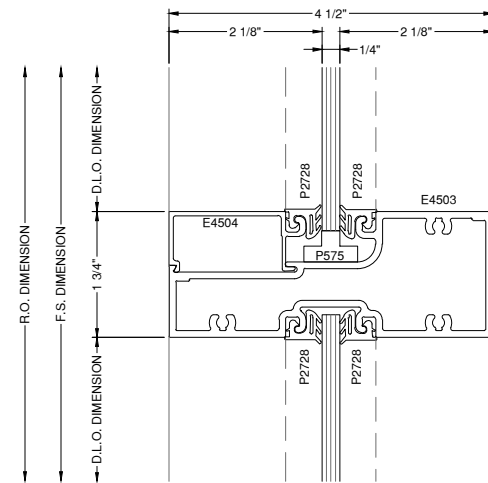
PROJECT NUMBER:
25-176E

PROJECT NAME:
COVINGTON CITY HALL

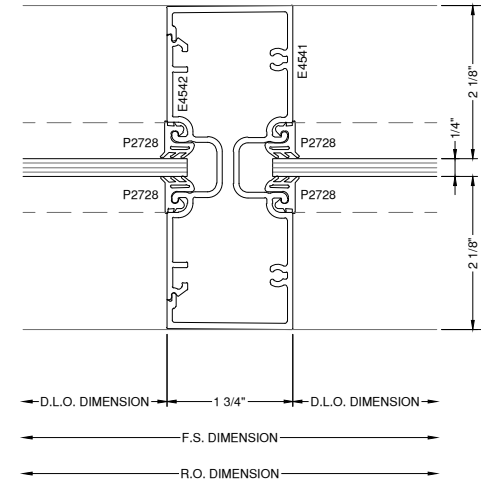
SHEET DESCRIPTION:
DETAILS

SHEET:
D39

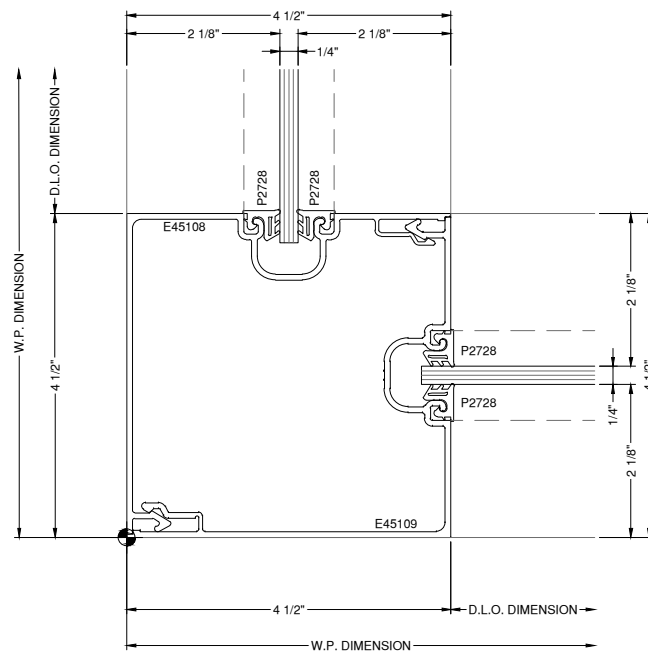
NOTE:
ALL DIMENSIONS TO BE FIELD
VERIFIED PRIOR TO FABRICATION



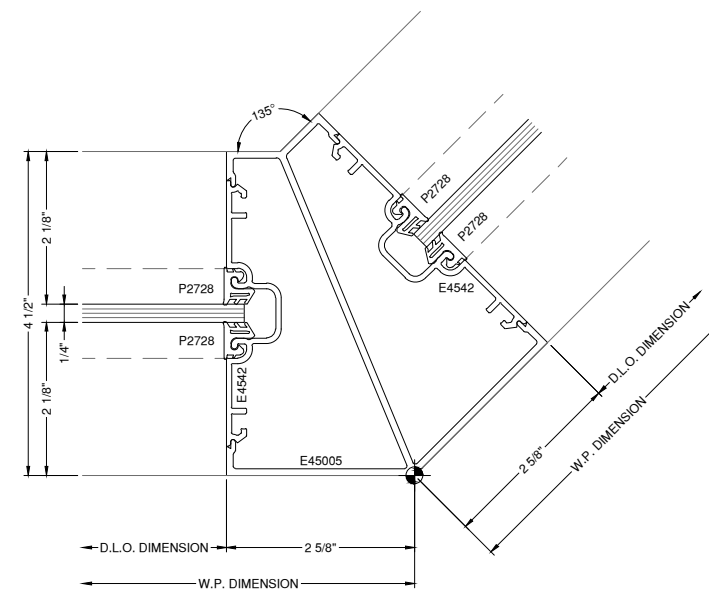
90 HORIZ. DETAIL E4500
DRAWING SCALE
24x36: 3/4:1
11x17: 3/8:1



91 VERT DETAIL E4500
DRAWING SCALE
24x36: 3/4:1
11x17: 3/8:1



92 CORNER DETAIL E4500
DRAWING SCALE
24x36: 3/4:1
11x17: 3/8:1



93 CORNER DETAIL E4500
DRAWING SCALE
24x36: 3/4:1
11x17: 3/8:1

NOTE:
FASTENERS SHOWN FOR LOCATION
REFERENCE ONLY. FASTENER TYPE, SIZE
AND SPACING ARE TO BE DETERMINED
BY THE PROFESSIONAL ENGINEER.

GLAZING CONTRACTOR

999 STREET, ST
CITY, STATE 99999
PH: 999.999.9999

MP drafting
& design

www.MPDRAFTING.com
P: 248.522.7096
F: 248.522.7030

ARCHITECT:

BRANDSTETTER CARROLL INC

2360 CHAUVIN DRIVE
LEXINGTON, KY 40517
859.268.1933

STAMP AREA:

MOST RECENT REVISION 5	DATE 02.24.2026
---------------------------	--------------------

PROJECT NUMBER:
25-176E

PROJECT NAME:
COVINGTON CITY HALL

SHEET DESCRIPTION:
DETAILS

SHEET:
D40

INTERIOR DETAILS EXCLUDED
FROM ENGINEERING & SEAL

NOTE:
ALL DIMENSIONS TO BE FIELD
VERIFIED PRIOR TO FABRICATION

NOTE:
FASTENERS SHOWN FOR LOCATION
REFERENCE ONLY. FASTENER TYPE, SIZE
AND SPACING ARE TO BE DETERMINED
BY THE PROFESSIONAL ENGINEER.

GLAZING CONTRACTOR

999 STREET, ST
CITY, STATE 99999
PH: 999.999.9999

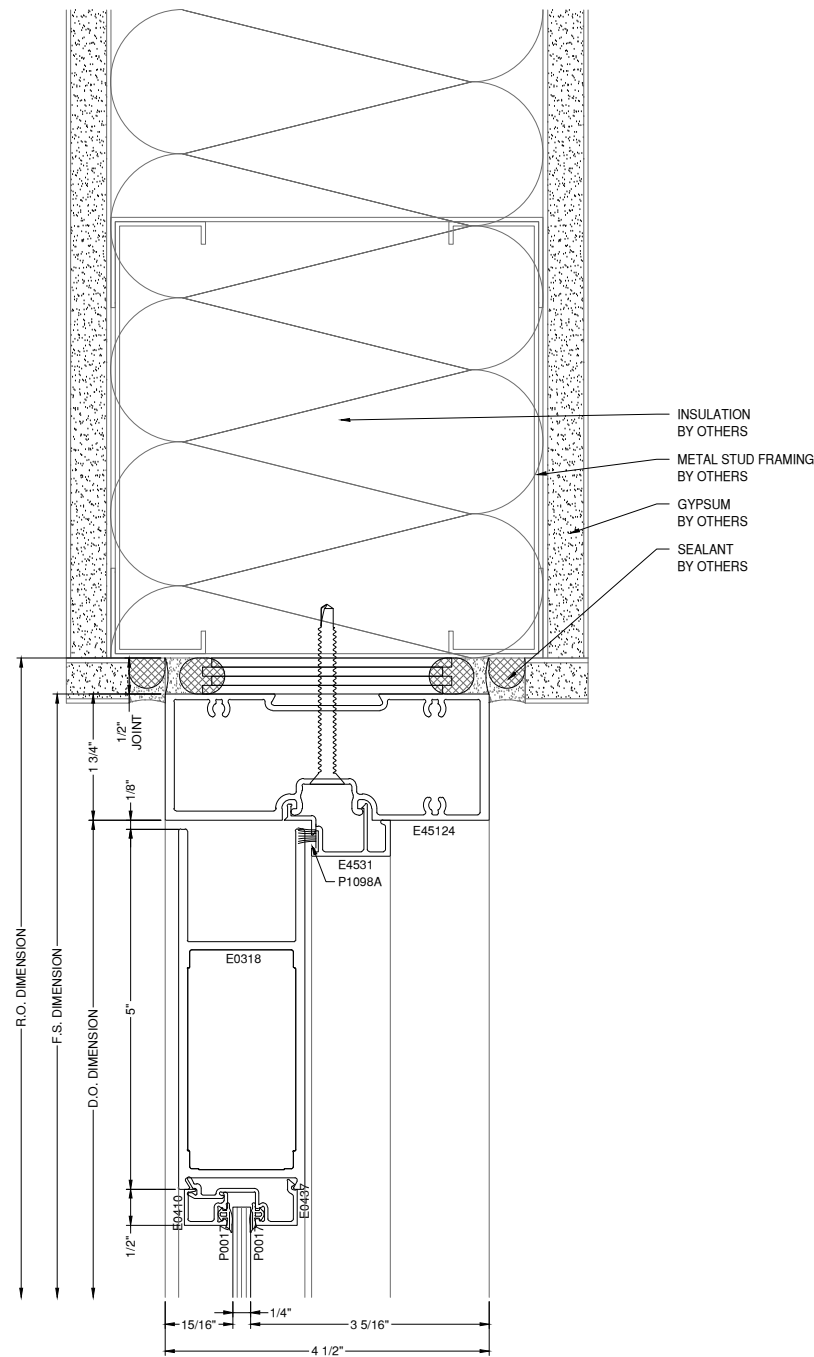
MP drafting
& design

www.MPDRAFTING.com
P: 248.522.7096
F: 248.522.7030

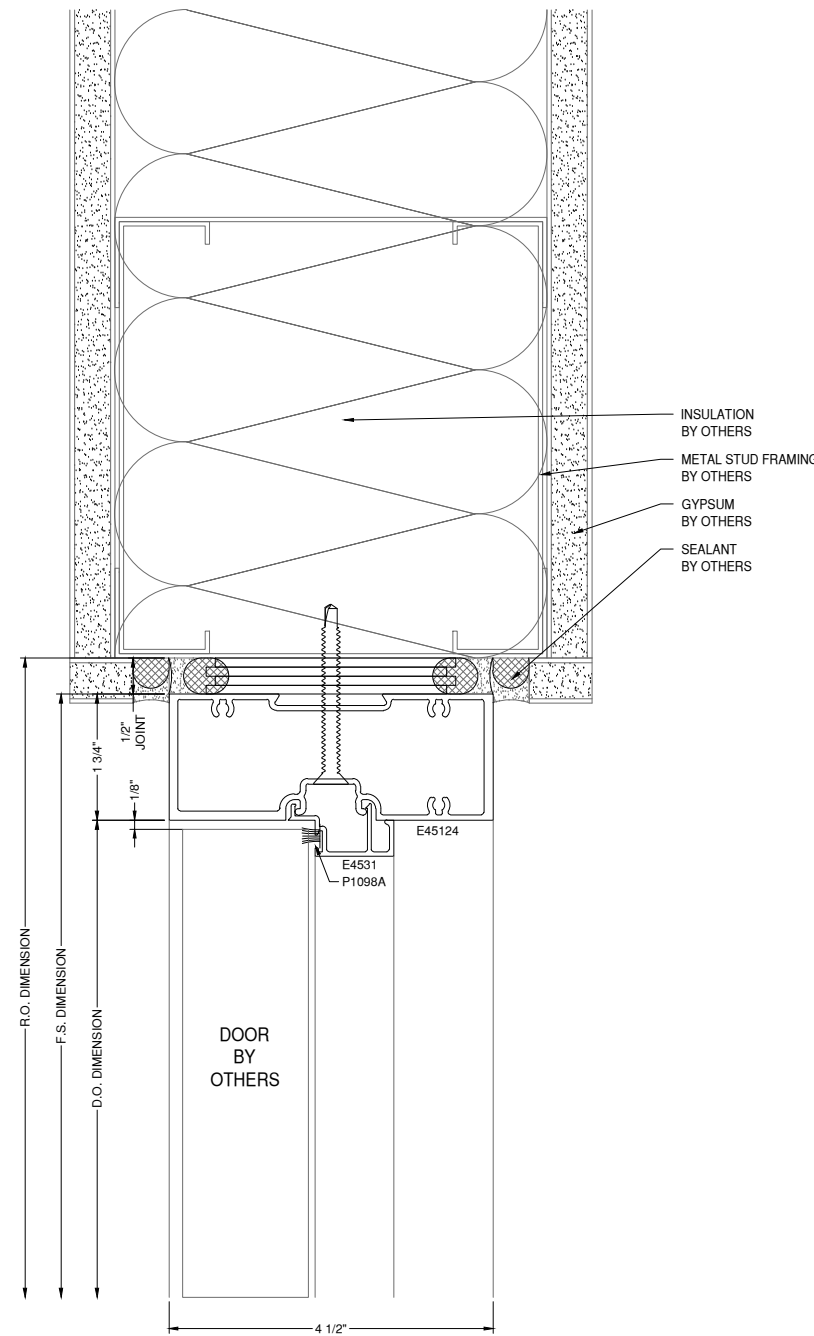
ARCHITECT:

BRANDSTETTER CARROLL INC
2360 CHAUVIN DRIVE
LEXINGTON, KY 40517
859.268.1933

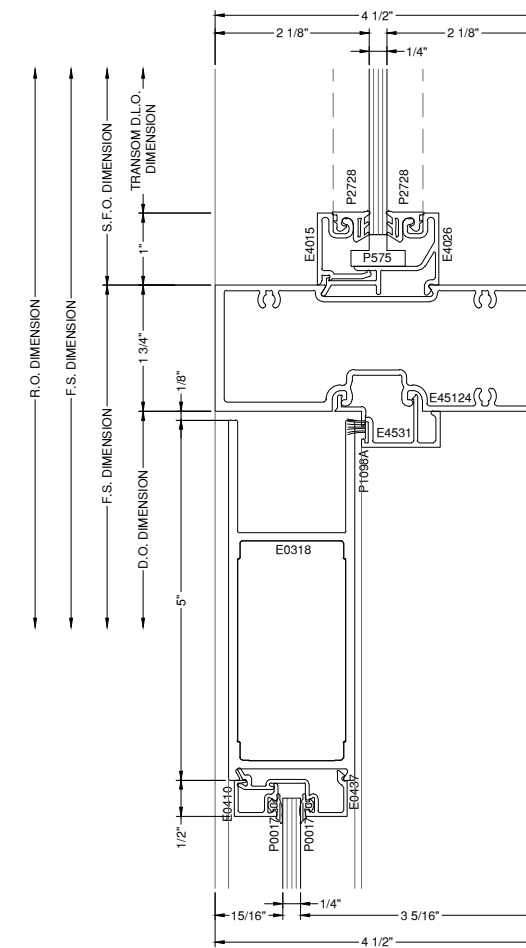
STAMP AREA:



94A 1 DOOR HEAD DETAIL
D41 A625 DRAWING SCALE
24x36: 3/4:1
11x17: 3/8:1
E4500
WIDE



94B 1 DOOR HEAD DETAIL
D41 A625 DRAWING SCALE
24x36: 3/4:1
11x17: 3/8:1
E4500
WIDE



95A 1 DOOR HEAD DETAIL
D41 A625 DRAWING SCALE
24x36: 3/4:1
11x17: 3/8:1
E4500
WIDE

INTERIOR DETAILS EXCLUDED
FROM ENGINEERING & SEAL

MOST RECENT REVISION 5	DATE 02.24.2026
---------------------------	--------------------

PROJECT NUMBER:
25-176E

PROJECT NAME:
COVINGTON CITY HALL

SHEET DESCRIPTION:
DETAILS

SHEET:
D41

NOTE:
ALL DIMENSIONS TO BE FIELD
VERIFIED PRIOR TO FABRICATION

NOTE:
FASTENERS SHOWN FOR LOCATION
REFERENCE ONLY. FASTENER TYPE, SIZE
AND SPACING ARE TO BE DETERMINED
BY THE PROFESSIONAL ENGINEER.

GLAZING CONTRACTOR

999 STREET, ST
CITY, STATE 99999
PH: 999.999.9999

MP drafting
& design

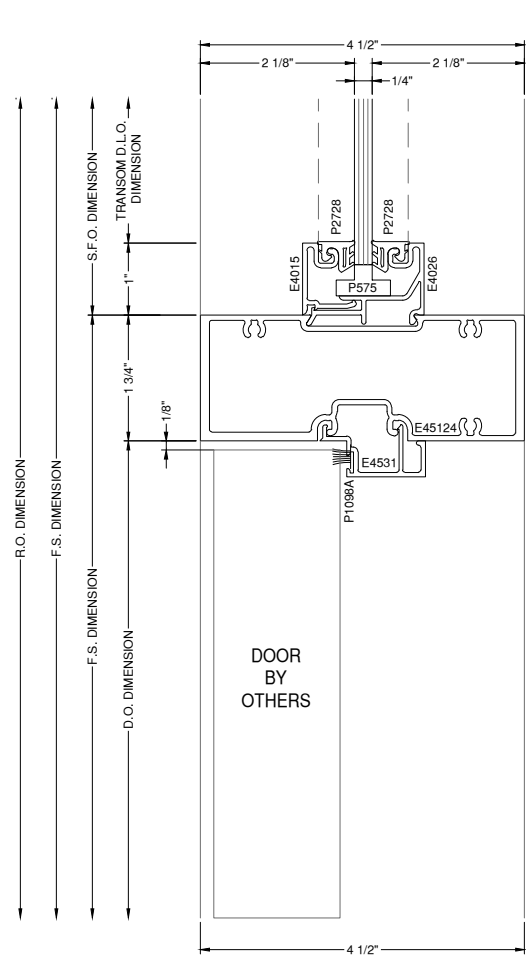
www.MPDRAFTING.com
P: 248.522.7096
F: 248.522.7030

ARCHITECT:

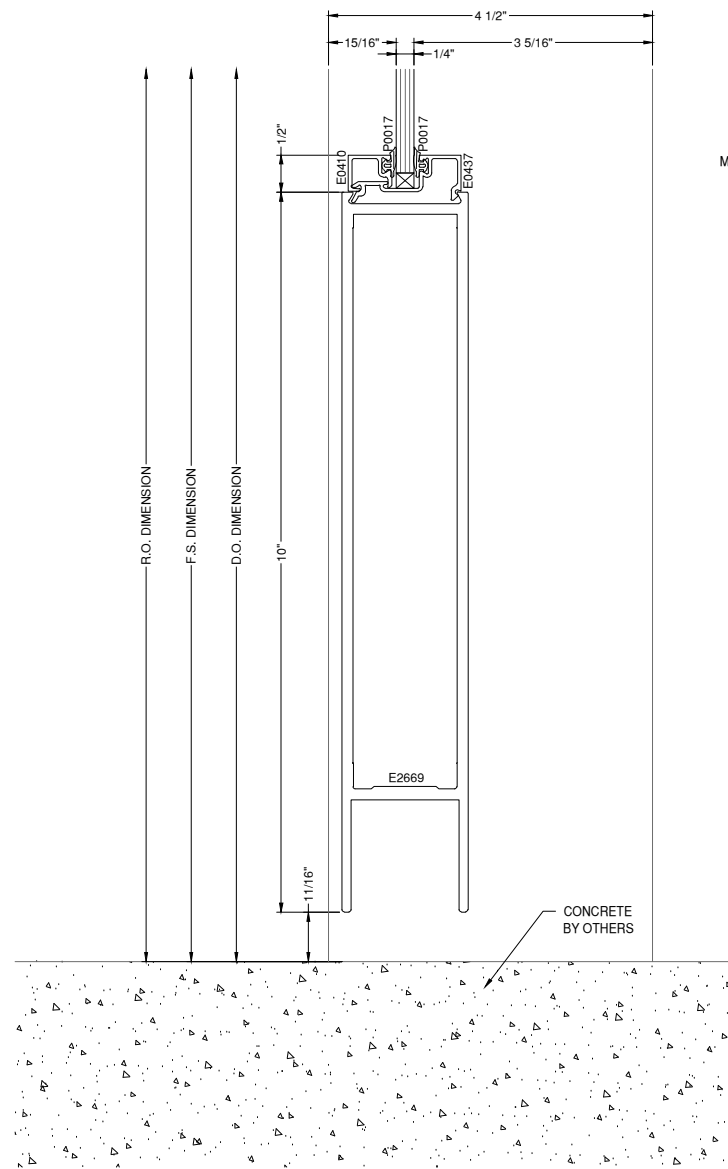
BRANDSTETTER CARROLL INC

2360 CHAUVIN DRIVE
LEXINGTON, KY 40517
859.268.1933

STAMP AREA:

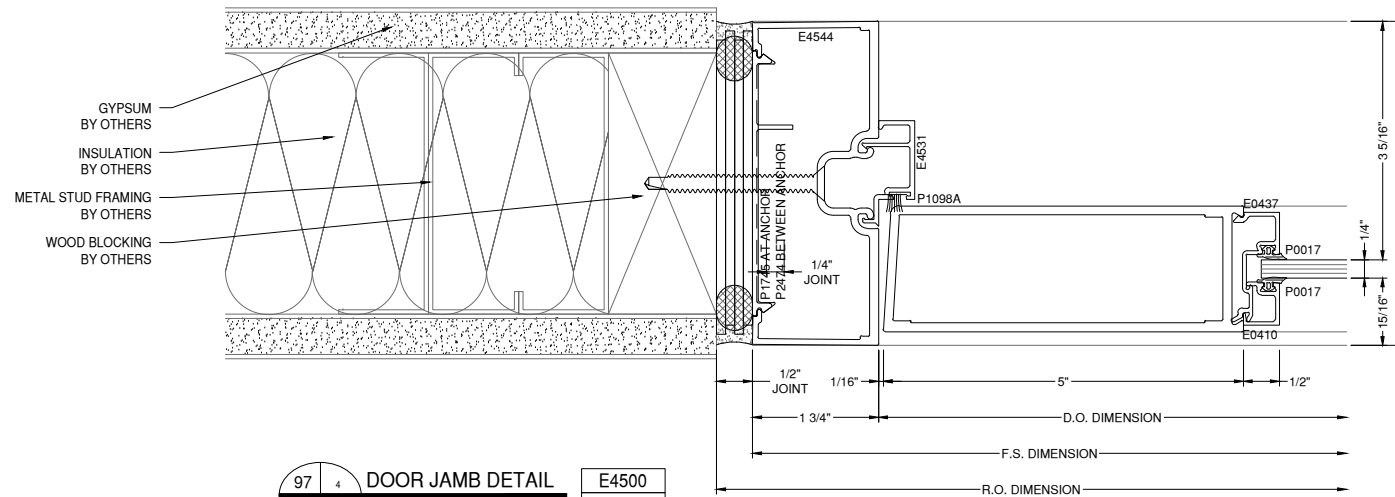


95B DOOR HEAD DETAIL
DRAWING SCALE
24x36: 3/4:1
11x17: 3/8:1
E4500
WIDE

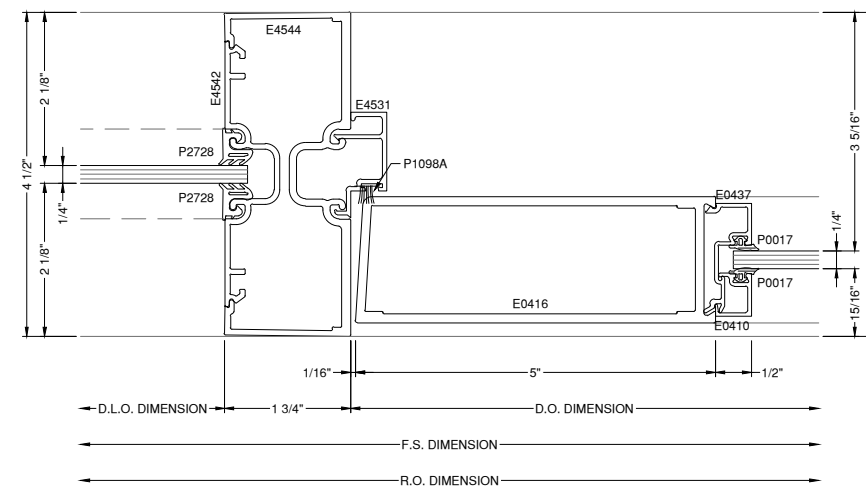


96 THRESHOLD DETAIL
DRAWING SCALE
24x36: 3/4:1
11x17: 3/8:1
E4500
WIDE

ARCHITECT NOTE:
PLEASE VERIFY/CLARIFY
SURROUNDING CONDITIONS



97 DOOR JAMB DETAIL
DRAWING SCALE
24x36: 3/4:1
11x17: 3/8:1
E4500
WIDE



98 DOOR JAMB DETAIL
DRAWING SCALE
24x36: 3/4:1
11x17: 3/8:1
E4500
WIDE

INTERIOR DETAILS EXCLUDED
FROM ENGINEERING & SEAL

MOST RECENT REVISION
5 DATE
02.24.2026

PROJECT NUMBER:
25-176E

PROJECT NAME:
COVINGTON CITY HALL

SHEET DESCRIPTION:
DETAILS

SHEET:
D42

NOTE:
ALL DIMENSIONS TO BE FIELD
VERIFIED PRIOR TO FABRICATION

NOTE:
FASTENERS SHOWN FOR LOCATION
REFERENCE ONLY. FASTENER TYPE, SIZE
AND SPACING ARE TO BE DETERMINED
BY THE PROFESSIONAL ENGINEER.

GLAZING CONTRACTOR

999 STREET, ST
CITY, STATE 99999
PH: 999.999.9999

MP drafting
& design

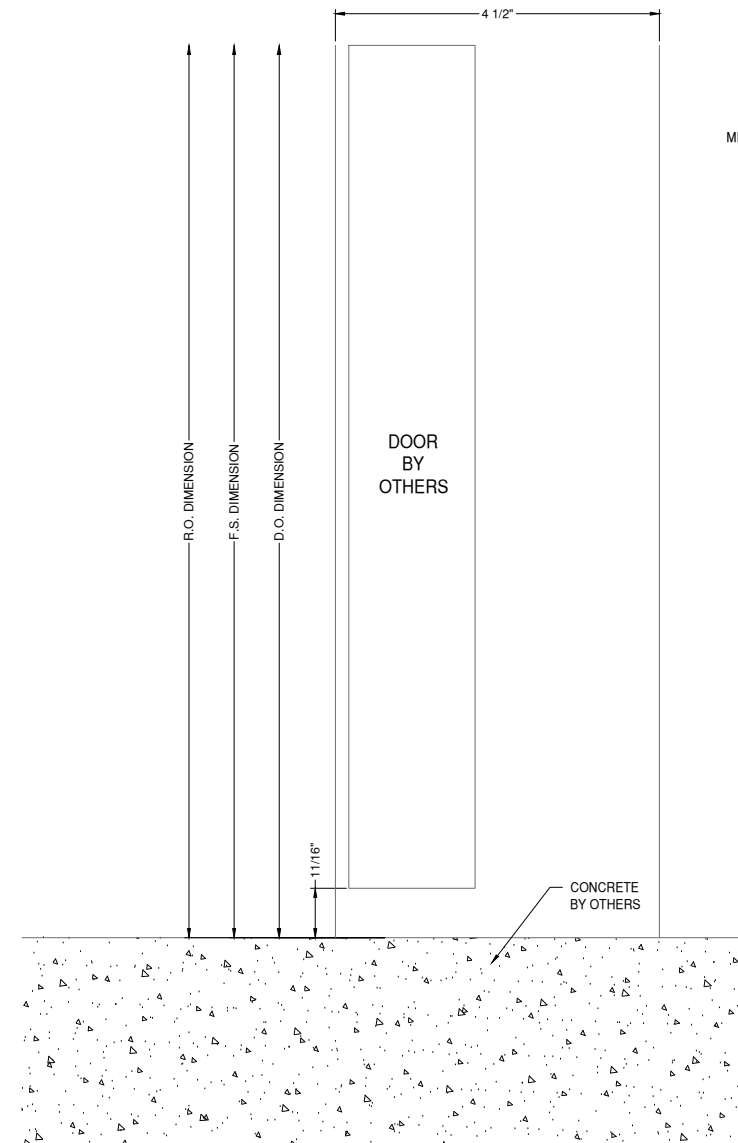
www.MPDRAFTING.com
P: 248.522.7096
F: 248.522.7030

ARCHITECT:

BRANDSTETTER CARROLL INC

2360 CHAUVIN DRIVE
LEXINGTON, KY 40517
859.268.1933

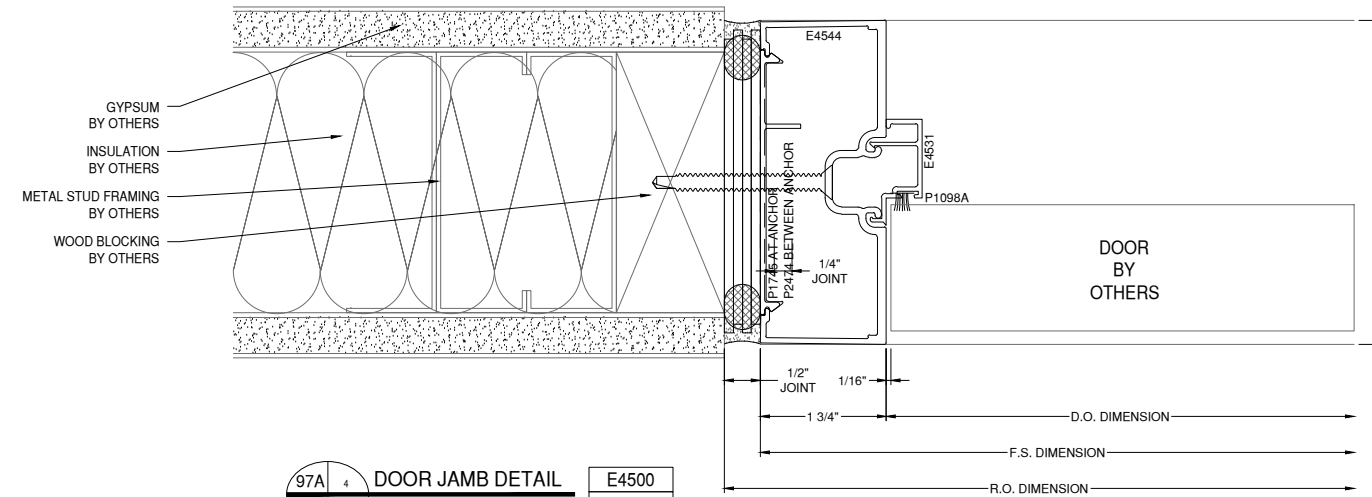
STAMP AREA:



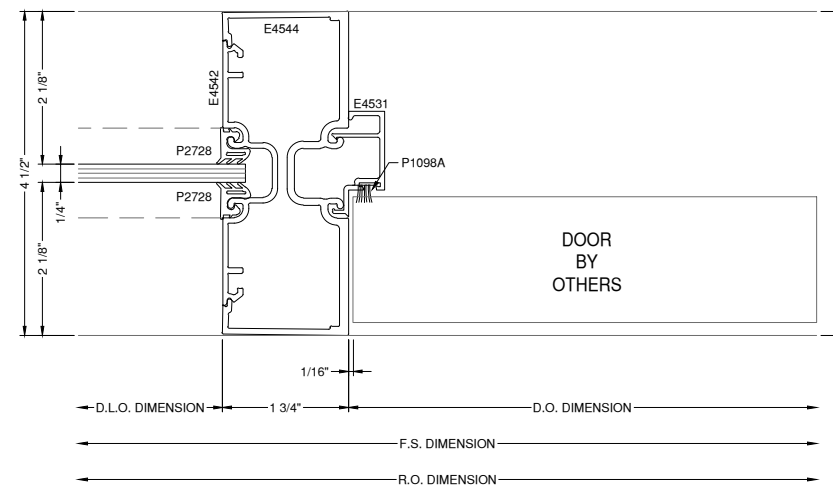
96A 1 THRESHOLD DETAIL
E4500
WIDE
DRAWING SCALE
24x36: 3/4:1
11x17: 3/8:1



ARCHITECT NOTE:
PLEASE VERIFY/CLARIFY
SURROUNDING CONDITIONS



97A 4 DOOR JAMB DETAIL
E4500
WIDE
DRAWING SCALE
24x36: 3/4:1
11x17: 3/8:1



98A DOOR JAMB DETAIL
E4500
WIDE
DRAWING SCALE
24x36: 3/4:1
11x17: 3/8:1

INTERIOR DETAILS EXCLUDED
FROM ENGINEERING & SEAL

MOST RECENT REVISION 5	DATE 02.24.2026
---------------------------	--------------------

PROJECT NUMBER:
25-176E

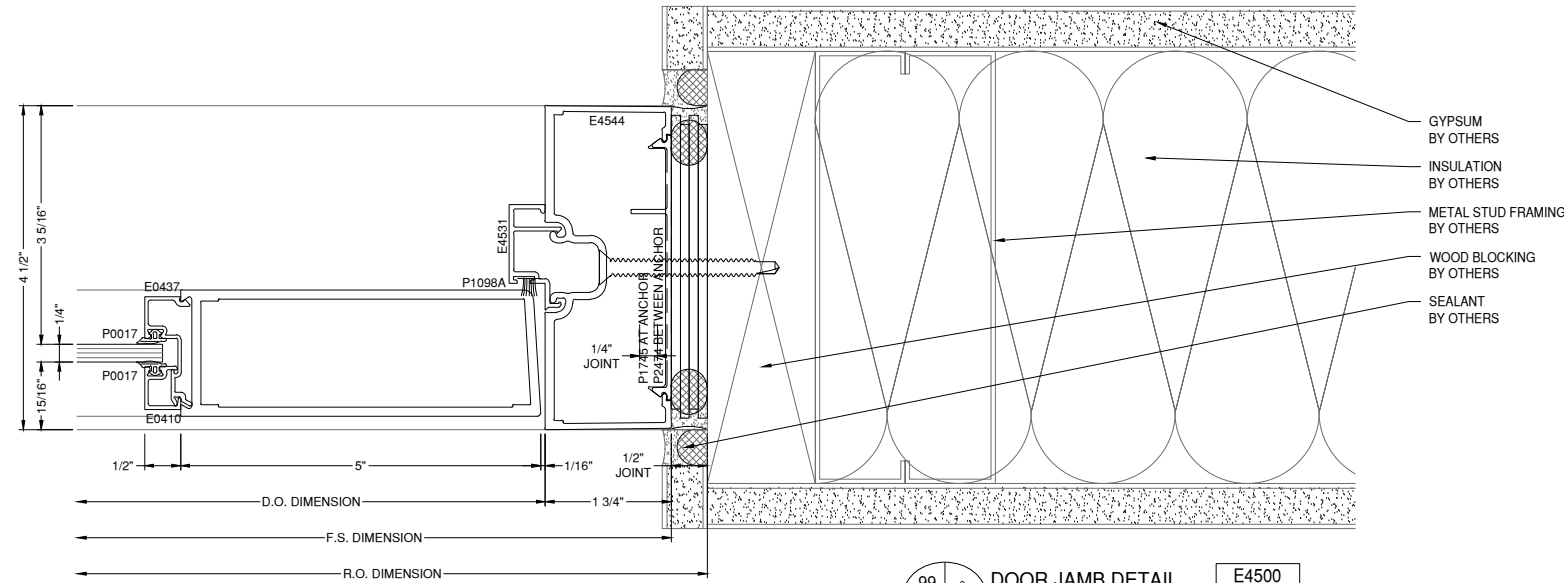
PROJECT NAME:
COVINGTON CITY HALL

SHEET DESCRIPTION:
DETAILS

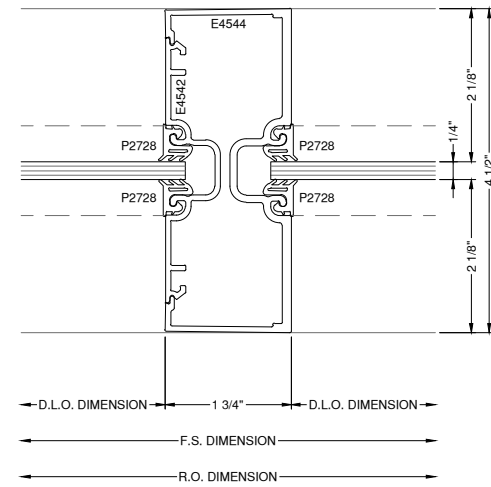
SHEET:
D42A

NOTE:
ALL DIMENSIONS TO BE FIELD
VERIFIED PRIOR TO FABRICATION

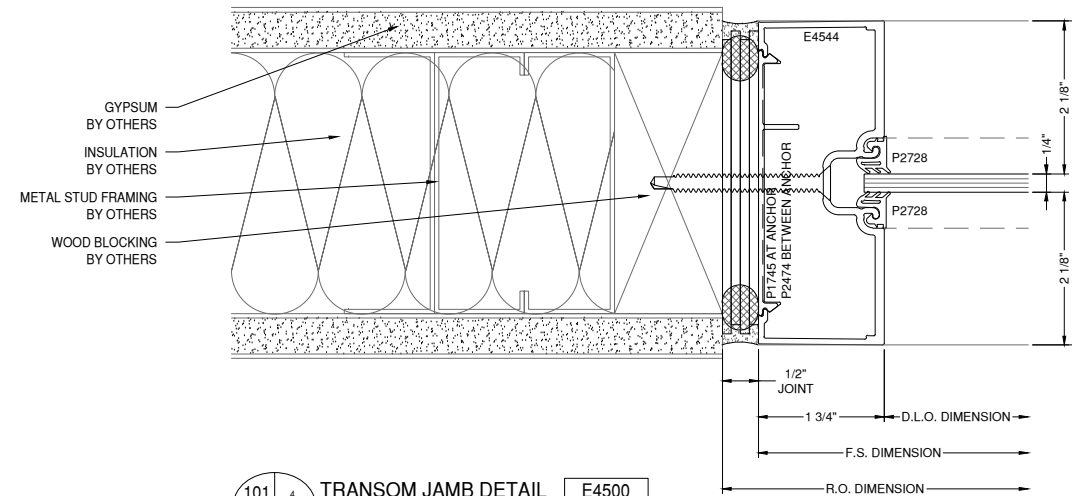
NOTE:
FASTENERS SHOWN FOR LOCATION
REFERENCE ONLY. FASTENER TYPE, SIZE
AND SPACING ARE TO BE DETERMINED
BY THE PROFESSIONAL ENGINEER.



99 3 DOOR JAMB DETAIL E4500
D43 A625 DRAWING SCALE WIDE
24x36: 3/4:1
11x17: 3/8:1



100 TRANSOM DETAIL E4500
D43 DRAWING SCALE WIDE
24x36: 3/4:1
11x17: 3/8:1



101 4 TRANSOM JAMB DETAIL E4500
D43 A625 DRAWING SCALE WIDE
24x36: 3/4:1
11x17: 3/8:1

GLAZING CONTRACTOR

999 STREET, ST
CITY, STATE 99999
PH: 999.999.9999



www.MPDRAFTING.com
P: 248.522.7096
F: 248.522.7030

ARCHITECT:

BRANDSTETTER CARROLL INC
2360 CHAUVIN DRIVE
LEXINGTON, KY 40517
859.268.1933

STAMP AREA:

MOST RECENT REVISION 5	DATE 02.24.2026
---------------------------	--------------------

PROJECT NUMBER:
25-176E

PROJECT NAME:
COVINGTON CITY HALL

SHEET DESCRIPTION:
DETAILS

SHEET:
D43

INTERIOR DETAILS EXCLUDED
FROM ENGINEERING & SEAL

NOTE:
ALL DIMENSIONS TO BE FIELD
VERIFIED PRIOR TO FABRICATION

NOTE:
FASTENERS SHOWN FOR LOCATION
REFERENCE ONLY. FASTENER TYPE, SIZE
AND SPACING ARE TO BE DETERMINED
BY THE PROFESSIONAL ENGINEER.

GLAZING CONTRACTOR

999 STREET, ST
CITY, STATE 99999
PH: 999.999.9999

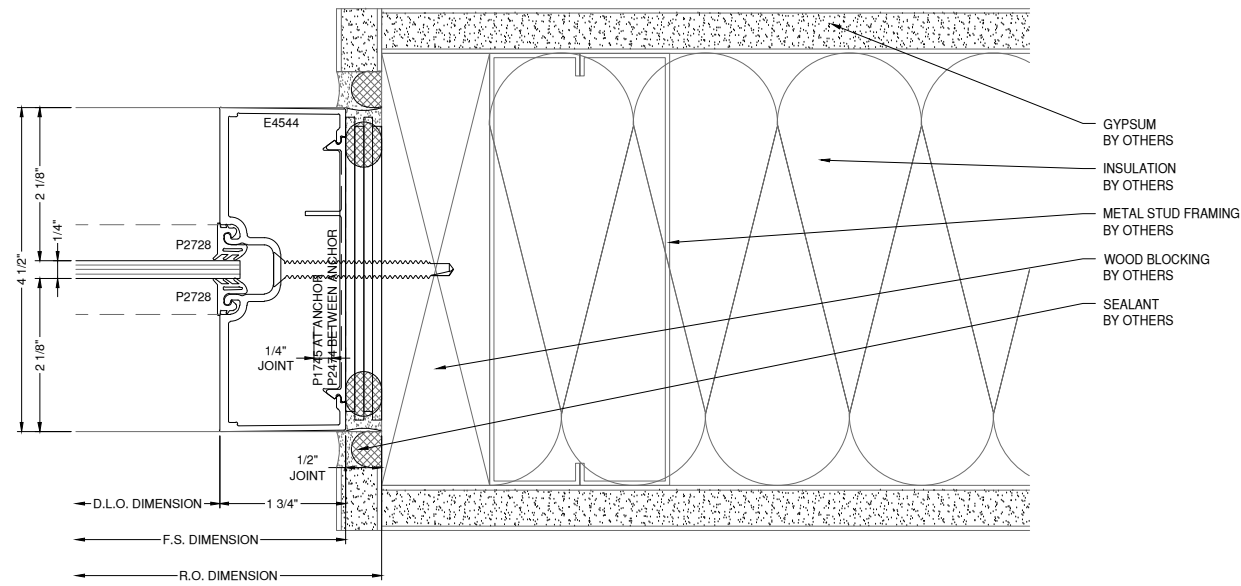
MP drafting
& design

www.MPDRAFTING.com
P: 248.522.7096
F: 248.522.7030

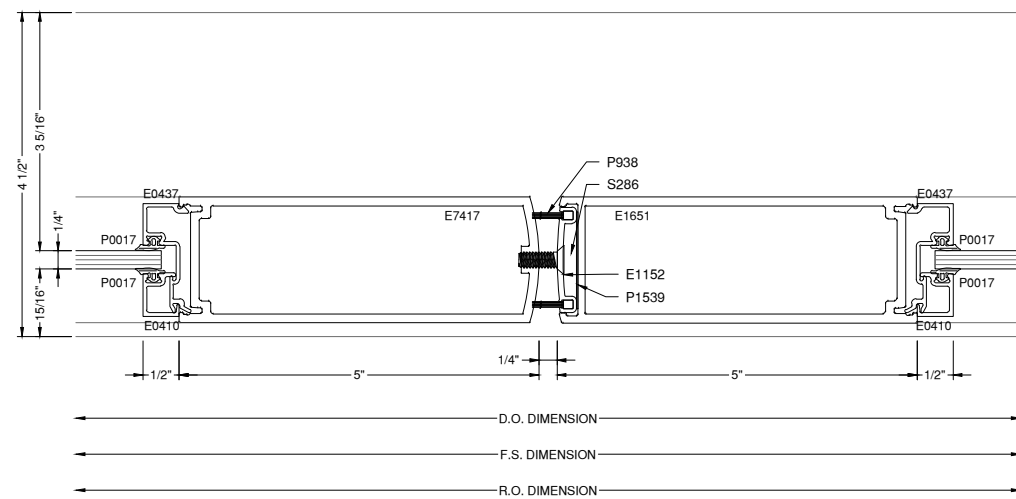
ARCHITECT:

BRANDSTETTER CARROLL INC
2360 CHAUVIN DRIVE
LEXINGTON, KY 40517
859.268.1933

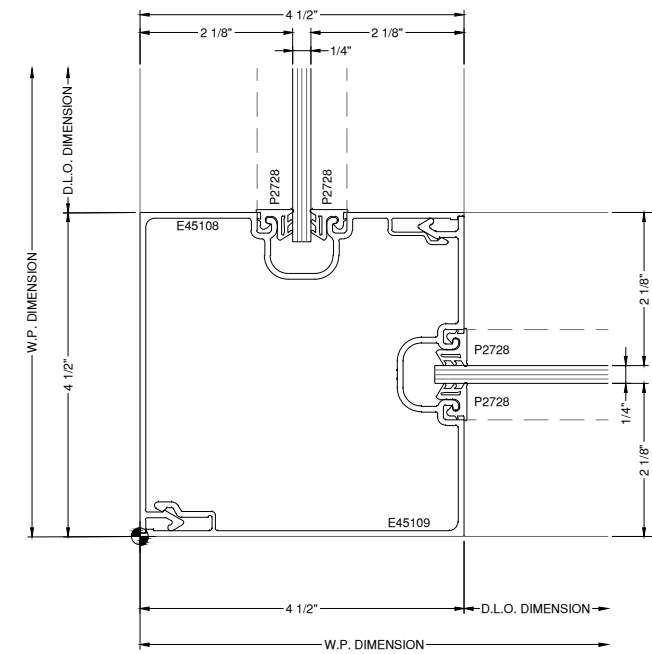
STAMP AREA:



102 TRANSOM JAMB DETAIL **E4500**
D44 AR25 DRAWING SCALE WIDE
24x36: 3/4:1
11x17: 3/8:1



103 MEETING STILE DETAIL **E4500**
D44 DRAWING SCALE WIDE
24x36: 3/4:1
11x17: 3/8:1



103A CORNER DETAIL **E4500**
D44 DRAWING SCALE
24x36: 3/4:1
11x17: 3/8:1

INTERIOR DETAILS EXCLUDED
FROM ENGINEERING & SEAL

MOST RECENT REVISION 5 DATE 02.24.2026

PROJECT NUMBER:
25-176E

PROJECT NAME:
COVINGTON CITY HALL

SHEET DESCRIPTION:
DETAILS

SHEET:
D44

NOTE:
ALL DIMENSIONS TO BE FIELD
VERIFIED PRIOR TO FABRICATION

NOTE:
FASTENERS SHOWN FOR LOCATION
REFERENCE ONLY. FASTENER TYPE, SIZE
AND SPACING ARE TO BE DETERMINED
BY THE PROFESSIONAL ENGINEER.

GLAZING CONTRACTOR

999 STREET, ST
CITY, STATE 99999
PH: 999.999.9999

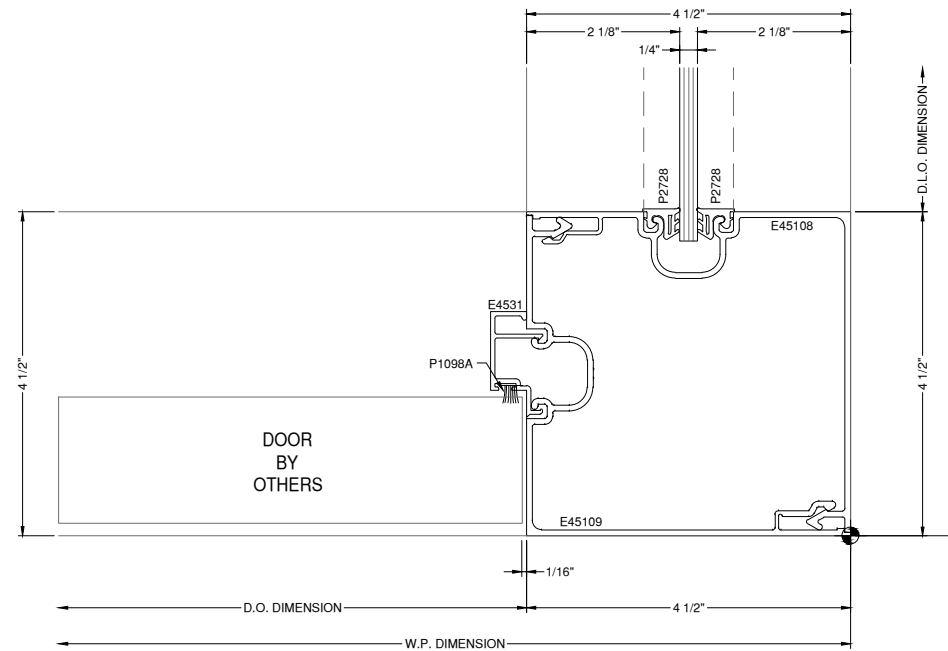


www.MPDRAFTING.com
P: 248.522.7096
F: 248.522.7030

ARCHITECT:

BRANDSTETTER CARROLL INC
2360 CHAUVIN DRIVE
LEXINGTON, KY 40517
859.268.1933

STAMP AREA:



CORNER DETAIL E4500

DRAWING SCALE
24x36: 3/4:1
11x17: 3/8:1

INTERIOR DETAILS EXCLUDED
FROM ENGINEERING & SEAL

MOST RECENT REVISION 5	DATE 02.24.2026
---------------------------	--------------------

PROJECT NUMBER:
25-176E

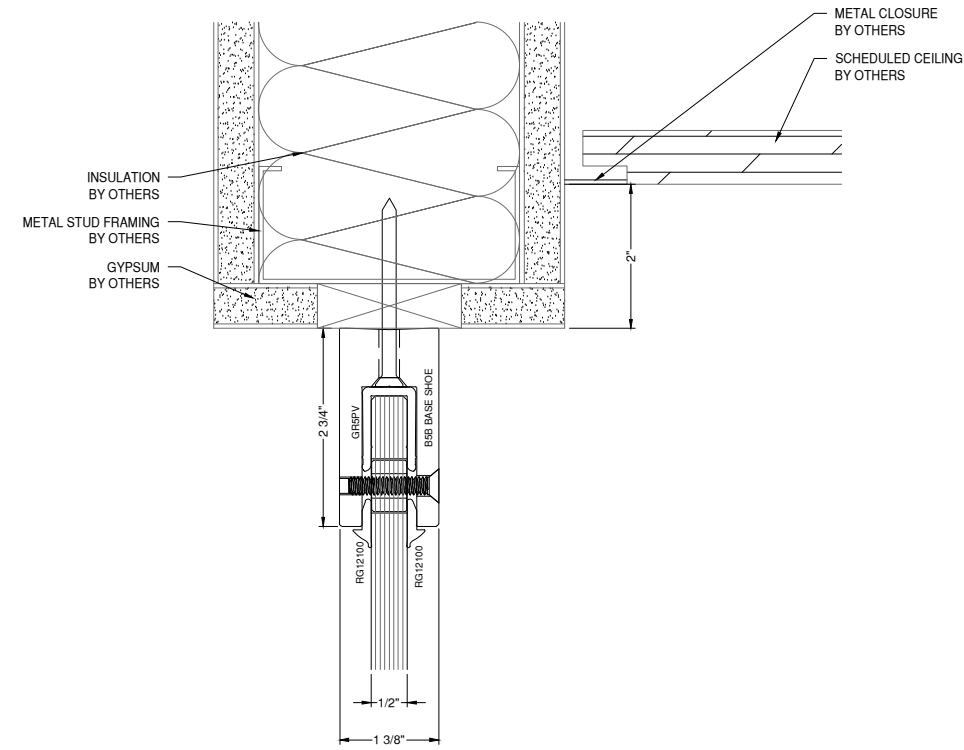
PROJECT NAME:
COVINGTON CITY HALL

SHEET DESCRIPTION:
DETAILS

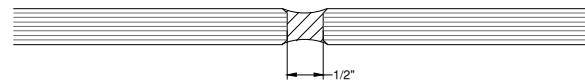
SHEET:
D44A

NOTE:
ALL DIMENSIONS TO BE FIELD
VERIFIED PRIOR TO FABRICATION

NOTE:
FASTENERS SHOWN FOR LOCATION
REFERENCE ONLY. FASTENER TYPE, SIZE
AND SPACING ARE TO BE DETERMINED
BY THE PROFESSIONAL ENGINEER.



104 SMOKE BAFFLE DETAIL CRL SMOKE BAFFLE
D45 11 A134
 DRAWING SCALE
 24x36: 3/4:1
 11x17: 3/8:1



105 BUTT JOINT DETAIL CRL SMOKE BAFFLE
D45 -
 DRAWING SCALE
 24x36: 3/4:1
 11x17: 3/8:1

GLAZING CONTRACTOR

999 STREET, ST
CITY, STATE 99999
PH: 999.999.9999



www.MPDRAFTING.com
 P: 248.522.7096
 F: 248.522.7030

ARCHITECT:

BRANDSTETTER CARROLL INC
 2360 CHAUVIN DRIVE
 LEXINGTON, KY 40517
 859.268.1933

STAMP AREA:

MOST RECENT REVISION 5	DATE 02.24.2026
---------------------------	--------------------

PROJECT NUMBER:
25-176E

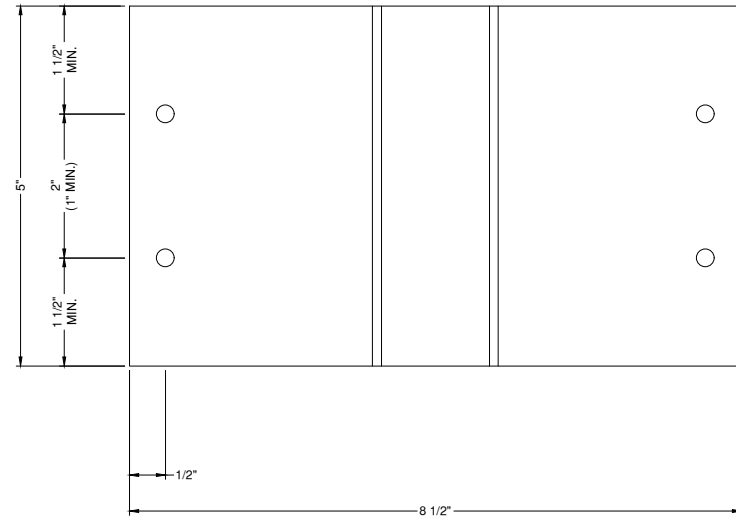
PROJECT NAME:
COVINGTON CITY HALL

SHEET DESCRIPTION:
DETAILS

SHEET:
D45

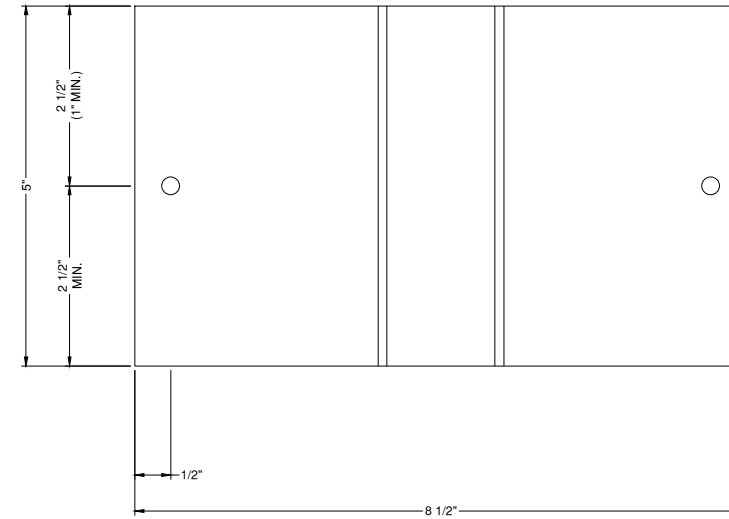
INTERIOR DETAILS EXCLUDED
FROM ENGINEERING & SEAL

FOR T1 ANCHOR USE:
 (4) HWH 1/4" HILTI KWIK-FLEX INTO MIN. 18 GA. STEEL,
 1/2" MIN. EDGE DISTANCE



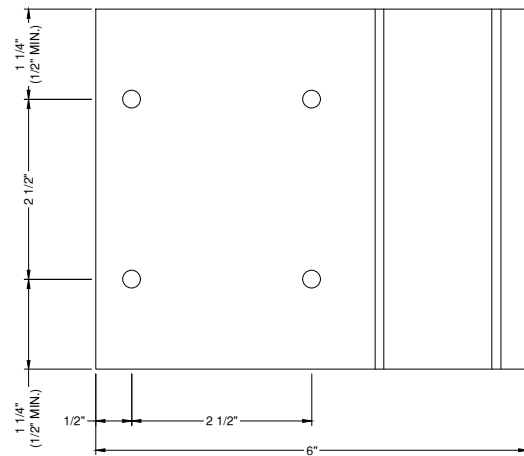
T1 ANCHOR DETAIL 400T
 A1
 DRAWING SCALE
 24x36: 3/4:1
 11x17: 3/8:1

FOR T2 USE:
 (2) 3/8" DEWALT SCREW-BOLT+ EMBED MIN. 3-1/4" INTO
 CONCRETE, 3" MIN. EDGE DISTANCE



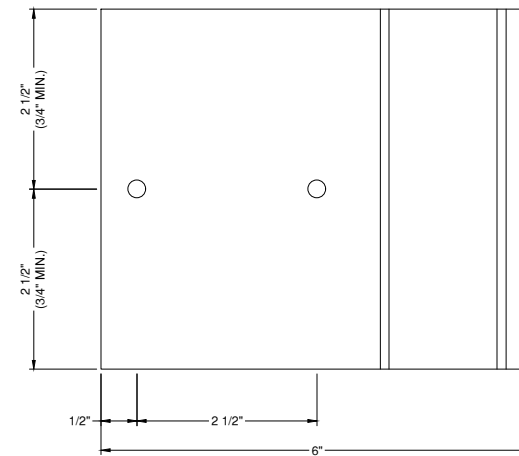
T2 ANCHOR DETAIL 400T
 A1
 DRAWING SCALE
 24x36: 3/4:1
 11x17: 3/8:1

FOR F1 ANCHOR USE:
 (4) HWH 1/4" HILTI KWIK-FLEX INTO MIN. 18 GA. STEEL,
 1/2" MIN. EDGE DISTANCE



F1 ANCHOR DETAIL 400T
 A1
 DRAWING SCALE
 24x36: 3/4:1
 11x17: 3/8:1

FOR F2 USE:
 (2) 3/8" DEWALT SCREW-BOLT+ EMBED MIN. 3-1/4" INTO
 CONCRETE, 3" MIN. EDGE DISTANCE



F2 ANCHOR DETAIL 400T
 A1
 DRAWING SCALE
 24x36: 3/4:1
 11x17: 3/8:1

GLAZING CONTRACTOR

999 STREET, ST
 CITY, STATE 99999
 PH: 999.999.9999



www.MPDRAFTING.com
 P: 248.522.7096
 F: 248.522.7030

ARCHITECT:

BRANDSTETTER CARROLL INC
 2360 CHAUVIN DRIVE
 LEXINGTON, KY 40517
 859.268.1933

STAMP AREA:

MOST RECENT REVISION 5	DATE 02.24.2026
---------------------------	--------------------

PROJECT NUMBER:
25-176E

PROJECT NAME:
COVINGTON CITY HALL

SHEET DESCRIPTION:
DETAILS

SHEET:
A1