

# CUMBERLAND HIGH SCHOOL

1000 8TH AVENUE CUMBERLAND, WI 54829

# GLAZING SHOP DRAWINGS

## DIMENSION VERIFICATION

FIELD VERIFIED:   
GUARANTEED DIMENSIONS:

## GLAZING CONTRACTOR

999 STREET, ST  
CITY, STATE 99999  
PH: 999.999.9999

## SHEET INDEX

C1 THRU C2	COVER SHEET
P1 THRU P5	FLOOR PLANS
S1 THRU S3	SECTIONS
E1 THRU E18	ELEVATIONS
D1 THRU D29	DETAILS



www.MPDRAFTING.com  
P: 248.522.7096  
F: 248.522.7030

## ARCHITECT:

WOLD ARCHITECTS AND ENGINEERS  
332 MINNESOTA STREET, SUITE W2000  
SAINT PAUL, MN 55101  
PH: 651.227.7773

## STAMP AREA:

## REVISIONS

REV	DESCRIPTION	DATE	
0	1ST SUBMITTAL	06.09.2025	RCF
1	2ND SUBMITTAL	08.13.2025	KMR
2	ENGINEERING NOTES	12.16.2025	KMR

MOST RECENT REVISION	DATE
0	12.16.2025

PROJECT NUMBER:  
**25-132E**

PROJECT NAME:  
**CUMBERLAND HIGH SCHOOL**

SHEET DESCRIPTION:  
**COVER SHEET**

SHEET:  
**C1**

# GLAZING SCHEDULE

# SYSTEM SCOPE

# SYMBOLS

# DRAWING NOTES

EC1	<p>1" O.A. INSULATED UNIT</p> <p>1/4" CLEAR TEMPERED GLASS - OUTBOARD 1/2" ARGON FILLED, BLACK WARM EDGE SPACER 1/4" CLEAR TEMPERED GLASS - INBOARD</p> <p>COATING: CARDINAL 270 LOW-E ON SURFACE #2</p>
ET1	<p>1" O.A. INSULATED UNIT</p> <p>3/16" CLEAR TEMPERED GLASS - OUTBOARD 1/2" ARGON FILLED, BLACK WARM EDGE SPACER 5/16" - 1/8" CLEAR TEMP., .030" VANCEVA PVB: RED #005C, 1/8" CLEAR TEMP. GLASS - INBOARD</p>
ESL1	<p>1-1/8" O.A. INSULATED UNIT</p> <p>1/4" CLEAR TEMP. W/ VITRO SOLARBAN 60 GLASS - OUTBOARD 7/16" ARGON FILLED, BLACK WARM EDGE SPACER 7/16" CLEAR DEFEND-ED GLASS - INBOARD SUPPLIER: MCGRORY GLASS</p>
GL	<p>1/4" CLEAR TEMPERED GLASS</p>
T1	<p>5/16" O.A. TEMPERED UNIT</p> <p>1/8" CLEAR TEMPERED GLASS .030" VENCEVA PVB COLOR: RED #005C 1/8" CLEAR TEMPERED GLASS</p>
SLG	<p>7/16" CLEAR DEFEND-ED GLASS SUPPLIER: MCGRORY GLASS</p>
FG	<p>1/4" CLEAR TEMPERED GLASS W/ 3M DUSTED CRYSTAL FILM</p>
	<p>INSULATED BRAKE METAL, PLEASE VERIFY.</p>

**SYSTEM #1:**  
 MANUFACTURER: TUBELITE  
 SYSTEM TYPE: 400TU CURTAINWALL  
 SYSTEM DEPTH: 2 1/2" X 6", 2 1/2" X 10"  
 GLAZING DEPTH: 1", 1-1/8"  
 FINISH: BLACK ANODIZED

**SYSTEM #2:**  
 MANUFACTURER: TUBELITE  
 SYSTEM TYPE: TU14000 STOREFRONT  
 SYSTEM DEPTH: 2" X 4 1/2"  
 GLAZING DEPTH: 1"  
 FINISH: BLACK ANODIZED

**SYSTEM #3:**  
 MANUFACTURER: TUBELITE  
 SYSTEM TYPE: E4500 STOREFRONT  
 SYSTEM DEPTH: 1 3/4" X 4 1/2"  
 GLAZING DEPTH: 1/4", 5/16", 7/16"  
 FINISH: BLACK ANODIZED

**ENTRANCES #1:**  
 MANUFACTURER: TUBELITE  
 ENTRANCE TYPE: MONUMENTAL WIDE STILE  
 GLAZING DEPTH: 1"  
 STILE DEPTH: 5"  
 BASE DEPTH: 12"

**ENTRANCES #2:**  
 MANUFACTURER: TUBELITE  
 ENTRANCE TYPE: STANDARD WIDE STILE  
 GLAZING DEPTH: 1/4"  
 STILE DEPTH: 5"  
 BASE DEPTH: 12"

**PRIMARY EXTERIOR SEALANT:**  
 TREMCO SPEC 2-BLACK, DOW 795-BLACK FOR SILICONE BUTT JOINTS

## ENGINEERING INFO

P.E. STRUCTURAL REVIEW WILL BE PROVIDED AFTER ARCHITECTURAL APPROVAL OF THESE SHOP DRAWINGS.

DESIGN LOADS: - IBE 2015/ASCE 7-10  
 BASIC WINDSPEED: 120 MPH (3 SECOND GUST)  
 IMPORTANCE FACTOR: 1.1  
 EXPOSURE CATEGORY: (CE) 1.0  
 BUILDING HEIGHT: 130' +/-  
 TYPICAL WINDLOAD: 31 PSF  
 CORNER WINDLOAD: 34.2 PSF  
 SNOW LOADS: 60 PSF  
 ALLOWABLE DEFLECTION: - L/175 (SPAN < 13'-6"), L/240+1/4" (SPAN >= 13'-6")

ENGINEERING REVIEW NOTES:

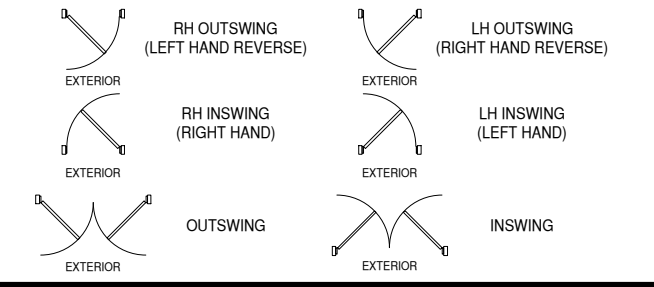
- ALL APPLICABLE INFORMATION SHOWN, SYSTEM REVIEW, REINFORCEMENT, FASTENERS, LOADS, ETC. WILL BE PROVIDED WITH THE PE REVIEW.
- IF CALCULATIONS HAVE NOT BEEN PROVIDED TO THE CUSTOMER, ENGINEERING HAS NOT BEEN COMPLETED.
- IT IS NOT RECOMMENDED TO PURCHASE MATERIAL OR BEGIN FABRICATION PRIOR TO RECEIVING CALCULATIONS FROM THE ENGINEER.

- GLAZING IDENTIFICATION	- WORK POINT
- DETAIL IDENTIFICATION /PAGE NUMBER	- ELEVATION BENCHMARK
- COLUMN LINE	- DEAD LOAD ANCHOR
- SECTION	- DEAD LOAD REACTION
- VIEW	- WIND LOAD ANCHOR
- SCHEDULED HARDWARE	- WIND LOAD REACTION
- F/T ANCHOR	- REVISION NUMBER CALL-OUT
- INTERMEDIATE ANCHOR	- STEEL CALL-OUT
	- CORNER IDENTIFICATION

R.O. - ROUGH OPENING  
 D.O. - DOOR OPENING  
 D.L.O. - DAY LIGHT OPENING  
 S.F.O. - STOREFRONT OPENING  
 C.W.O. - CURTAIN WALL OPENING  
 G.S. - GLASS SIZE  
 F.S. - FRAME SIZE  
 W.P. - WORK POINT  
 CL - CENTER LINE

N.T.S. - NOT TO SCALE  
 F.F. - FINISH FLOOR  
 V.I.F. - VERIFY IN FIELD  
 DL - DEADLOAD  
 WL - WINDLOAD  
 E.O.G - EDGE OF GLASS  
 T/O - TOP OF  
 B/O - BOTTOM OF  
 REF. - REFERENCE

## DOOR SWING CHART



## SYSTEM NOTES

**STRUCTURE BY OTHERS**  
 THE BUILDING STRUCTURE AND COMPONENTS THEREOF MUST BE CAPABLE OF SAFELY CARRYING THE LOADS IMPOSED UPON IT BY THE SYSTEMS DETAILED, INCLUDING BUT NOT LIMITED TO DEAD LOADS OF THE SYSTEMS, WIND LOADINGS, THERMAL LOADINGS, SEISMIC LOADINGS, SNOW LOADINGS AND LIVE LOADINGS.

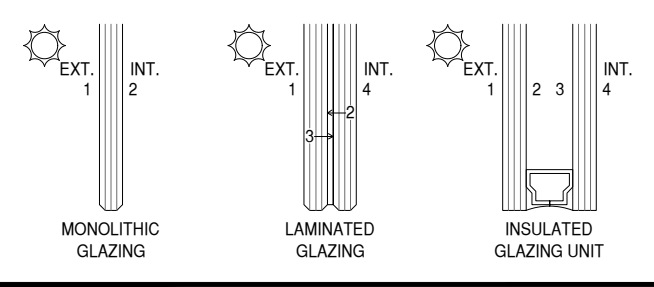
THESE SHOP DRAWINGS HAVE BEEN PREPARED BASED ON ARCHITECTURAL DRAWINGS: ADDENDUM #03 - 02/21/2025

- MP DRAFTING & DESIGN AND THE CUSTOMER WILL ASSUME NO RESPONSIBILITY FOR ERRORS RESULTING FROM THE USE OF THESE DRAWINGS BY OTHER TRADES.
- FINAL APPROVAL BY THE GENERAL CONTRACTOR CONSTITUTES ACCEPTANCE OF ALL DEVIATIONS TO THE CONTRACT DOCUMENTS MADE BY MP DRAFTING & DESIGN AND THE CUSTOMER IN THESE DRAWINGS.
- THESE DRAWINGS REPRESENT MP DRAFTING'S AND THE CUSTOMER'S INTERPRETATION OF THE APPLICATION OF PRODUCTS TO THIS PROJECT IN FUNCTIONAL COMPLIANCE WITH THE ARCHITECT'S DRAWINGS AND SPECIFICATION. IT IS IMPORTANT THAT THIS INTERPRETATION BE REVIEWED DIMENSIONALLY AND FUNCTIONALLY WITH RESPECT TO ACTUAL ARCHITECT'S INTENT, INTERFACING CONDITIONS, MATERIAL AND JOB SITE CONDITIONS.
- ALL DIMENSIONS SHALL BE FIELD VERIFIED AND/OR APPROVED BY THE GENERAL CONTRACTOR PRIOR TO GLASS ORDERING AND FABRICATION. MP DRAFTING & DESIGN AND THE CUSTOMER WILL ASSUME NO RESPONSIBILITY FOR DIMENSIONAL ERRORS OR CHANGES RESULTING FROM FIELD CORRECTIONS.
- PROJECT MATERIALS MUST BE PROTECTED IMMEDIATELY FROM STAINING BY WET CARDBOARD PAPER AND FROM THE ACTION OF HARSH ALKALIS AND SAND IN CONCRETE, STUCCO, MORTAR OR PLASTER. THE SETTING OF THE PROJECT MATERIALS REQUIRES THE GENERAL CONTRACTOR TO CLOSELY SUPERVISE OTHER TRADES SO AS TO PREVENT MARRING OR DISCOLORATION FROM ANY CAUSE.
- ALL SEALANT JOINTS SHOULD BE SEALED WATERTIGHT FOLLOWING THE SEALANT MANUFACTURER'S RECOMMENDATIONS AS TO SIZE, METHOD OF APPLICATION AND COMPATIBILITY WITH ADJOINING MATERIALS.
- ALL FRAMING SYSTEMS SHALL BE FABRICATED & INSTALLED PER THE MANUFACTURERS INSTRUCTIONS.
- THE ROUGH OPENINGS PROVIDED MUST BE SQUARE AND WITHIN SPECIFIED BUILDING TOLERANCES.
- PERIMETER SUBSTRATE MUST BE CAPABLE OF WITHSTANDING REACTION FORCES IMPOSED BY DESIGN LOADS.
- ALL FASTENING INFORMATION TO BE VERIFIED ON SITE BY CUSTOMER FOR VARIATION FROM SHOP DRAWINGS. ALL FASTENERS SHOWN FOR REFERENCE ONLY UNLESS SPECIFICALLY CALLED OUT BY PROFESSIONAL ENGINEER.
- LAWS AND BUILDING AND SAFETY CODES GOVERNING THE DESIGN AND USE OF GLAZING ENTRANCE, WINDOW AND CURTAIN WALL PRODUCTS VARY WIDELY. MP DRAFTING & DESIGN AND THE CUSTOMER DOES NOT CONTROL THESE SELECTION OF PRODUCT CONFIGURATIONS, OPERATING HARDWARE OR GLAZING MATERIALS AND ASSUMES NO RESPONSIBILITY.
- SEE CUSTOMER'S QUOTATION FOR ANY EXCLUDED ITEMS NOT NOTED WITHIN.

**PROPRIETARY NOTICE:**  
 THIS DRAWING SHEET AND CONTENTS HEREIN ARE PROPERTY OF MP DRAFTING & DESIGN AND ITS CUSTOMERS. USE OF THESE DRAWINGS, ITS CONTENT AND DESIGN CONCEPTS ARE INTENDED FOR THE USE OF THE INTENDED RECIPIENT. MP DRAFTING & DESIGN AND ITS CUSTOMERS ARE NOT RESPONSIBLE FOR USE BY OTHER PARTIES.

**ARCHITECT NOTE:**  
 ALL NOTES REQUESTING VERIFICATION, CONFIRMATION, OR INFORMATION THAT ARE NOT ANSWERED ARE ASSUMED TO BE CORRECT AS SHOWN ON THESE DRAWINGS.

## GLASS SURFACE KEY



## NOTE SYMBOL KEY

ARCHITECT NOTE	ENGINEERING NOTE ENGINEER OF RECORD OR DELEGATED DESIGN
GLAZING CONTRACTOR OR PROJECT MANAGER NOTE	FABRICATOR OR INSTALLER NOTE

**GLAZING CONTRACTOR**

999 STREET, ST  
 CITY, STATE 99999  
 PH: 999.999.9999

**MP drafting & design**

www.MPDRAFTING.com  
 P: 248.522.7096  
 F: 248.522.7030

**ARCHITECT:**  
 WOLD ARCHITECTS AND ENGINEERS

332 MINNESOTA STREET, SUITE W2000  
 SAINT PAUL, MN 55101  
 PH: 651.227.7773

## STAMP AREA:

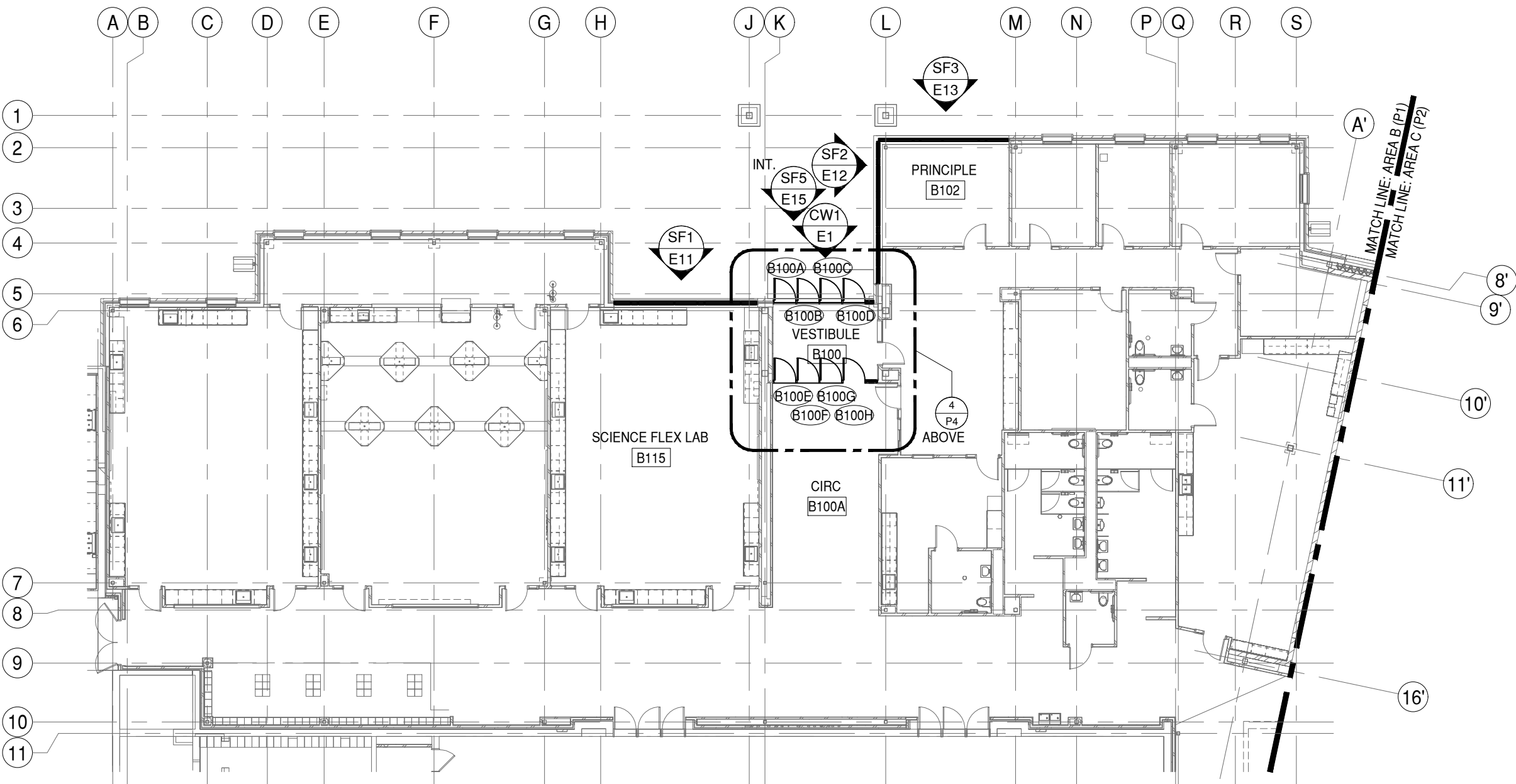
MOST RECENT REVISION: 0  
 DATE: 12.16.2025

PROJECT NUMBER:  
**25-132E**

PROJECT NAME:  
**CUMBERLAND HIGH SCHOOL**

SHEET DESCRIPTION:  
**COVER SHEET**

SHEET:  
**C2**



**GLAZING  
CONTRACTOR**

999 STREET, ST  
CITY, STATE 99999  
PH: 999.999.9999



www.MPDRAFTING.com  
P: 248.522.7096  
F: 248.522.7030

**ARCHITECT:**

WOLD ARCHITECTS AND ENGINEERS  
332 MINNESOTA STREET, SUITE W2000  
SAINT PAUL, MN 55101  
PH: 651.227.7773

**STAMP AREA:**

MOST RECENT REVISION 0	DATE 12.16.2025
---------------------------	--------------------

PROJECT NUMBER:  
**25-132E**

PROJECT NAME:  
**CUMBERLAND  
HIGH SCHOOL**

SHEET DESCRIPTION:  
**PLAN VIEW**

SHEET:  
**P1**

NOTE:  
ALL DIMENSIONS TO BE FIELD  
VERIFIED PRIOR TO FABRICATION

NOTE:  
THESE PLANS VIEWS ARE FOR LOCATION  
REFERENCE ONLY. WALLS AND STRUCTURES  
WITHIN THE IMMEDIATE SURROUNDINGS OF THE  
SCOPE OF WORK HAVE BEEN INCLUDED. OTHER  
WALLS AND STRUCTURES MAY NOT BE INCLUDED.  
PLEASE REFER TO THE MOST CURRENT SET OF  
ARCHITECTURAL PLANS FOR FULL PLAN VIEWS.

**1** MAIN LEVEL FLOOR PLAN - AREA B  
**P1** DRAWING SCALE  
24x36: 1:100  
11x17: 1:200

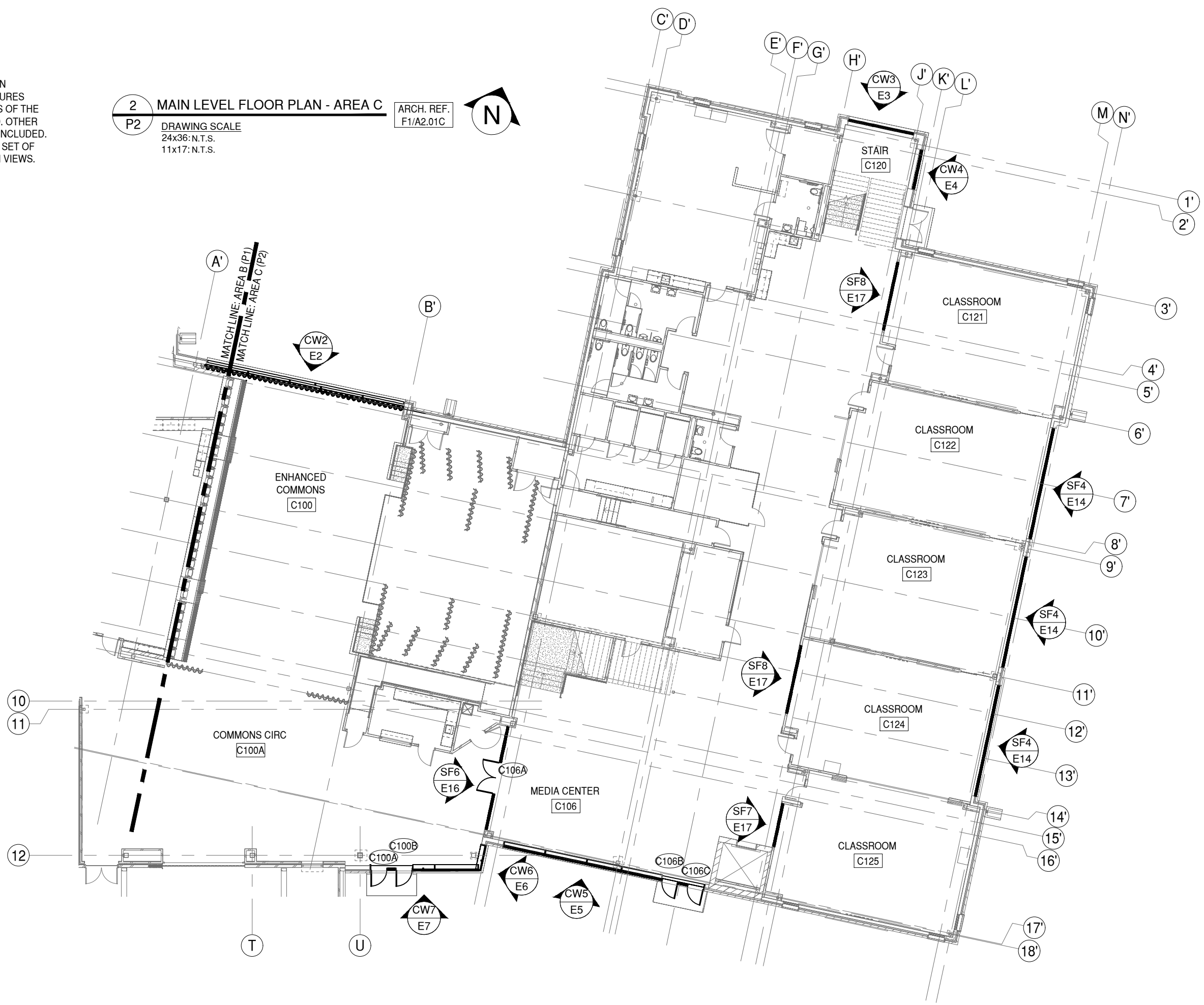
ARCH. REF.  
D1/A2.01B



NOTE:  
ALL DIMENSIONS TO BE FIELD  
VERIFIED PRIOR TO FABRICATION

NOTE:  
THESE PLANS VIEWS ARE FOR LOCATION  
REFERENCE ONLY. WALLS AND STRUCTURES  
WITHIN THE IMMEDIATE SURROUNDINGS OF THE  
SCOPE OF WORK HAVE BEEN INCLUDED. OTHER  
WALLS AND STRUCTURES MAY NOT BE INCLUDED.  
PLEASE REFER TO THE MOST CURRENT SET OF  
ARCHITECTURAL PLANS FOR FULL PLAN VIEWS.

**2 MAIN LEVEL FLOOR PLAN - AREA C**  
**P2** DRAWING SCALE  
 24x36: N.T.S.  
 11x17: N.T.S.  
 ARCH. REF.  
 F1/A2.01C



**GLAZING  
CONTRACTOR**

999 STREET, ST  
CITY, STATE 99999  
PH: 999.999.9999

**MP drafting  
& design**

www.MPDRAFTING.com  
 P: 248.522.7096  
 F: 248.522.7030

**ARCHITECT:**

WOLD ARCHITECTS AND ENGINEERS  
 332 MINNESOTA STREET, SUITE W2000  
 SAINT PAUL, MN 55101  
 PH: 651.227.7773

**STAMP AREA:**

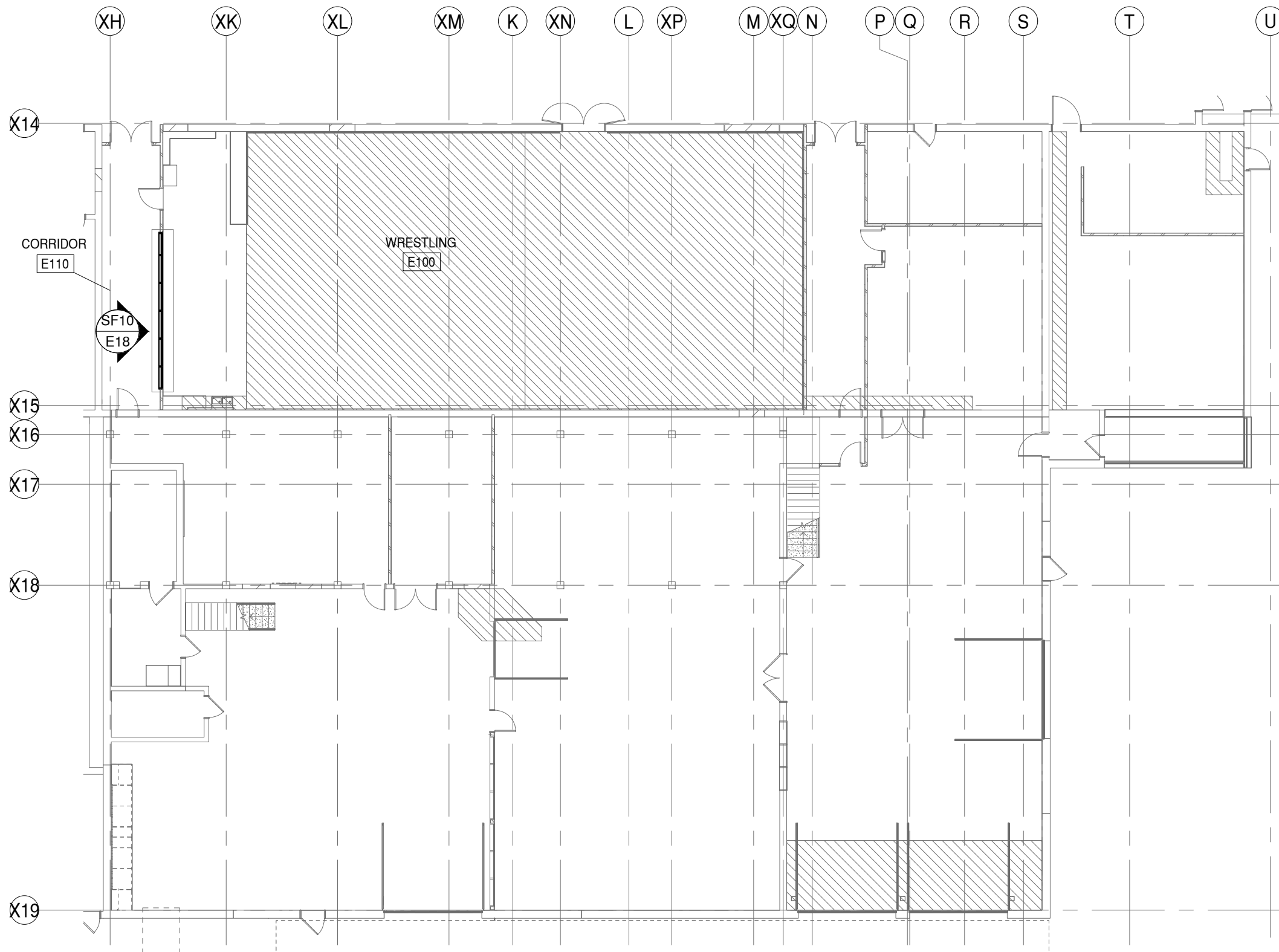
MOST RECENT REVISION 0	DATE 12.16.2025
---------------------------	--------------------

PROJECT NUMBER:  
**25-132E**

PROJECT NAME:  
**CUMBERLAND  
HIGH SCHOOL**

SHEET DESCRIPTION:  
**PLAN VIEW**

SHEET:  
**P2**



NOTE:  
ALL DIMENSIONS TO BE FIELD  
VERIFIED PRIOR TO FABRICATION

NOTE:  
THESE PLANS VIEWS ARE FOR LOCATION  
REFERENCE ONLY. WALLS AND STRUCTURES  
WITHIN THE IMMEDIATE SURROUNDINGS OF THE  
SCOPE OF WORK HAVE BEEN INCLUDED. OTHER  
WALLS AND STRUCTURES MAY NOT BE INCLUDED.  
PLEASE REFER TO THE MOST CURRENT SET OF  
ARCHITECTURAL PLANS FOR FULL PLAN VIEWS.

3 MAIN LEVEL FLOOR PLAN - AREA E ARCH. REF. F1/A2.01E  
P3 DRAWING SCALE  
24x36: 1:100  
11x17: 1:200



# GLAZING CONTRACTOR

999 STREET, ST  
CITY, STATE 99999  
PH: 999.999.9999



www.MPDRAFTING.com

P: 248.522.7096  
F: 248.522.7030

## ARCHITECT:

WOLD ARCHITECTS AND ENGINEERS

332 MINNESOTA STREET, SUITE W2000  
SAINT PAUL, MN 55101  
PH: 651.227.7773

## STAMP AREA:

MOST RECENT REVISION 0	DATE 12.16.2025
---------------------------	--------------------

PROJECT NUMBER:  
**25-132E**

PROJECT NAME:  
**CUMBERLAND  
HIGH SCHOOL**

SHEET DESCRIPTION:  
**PLAN VIEW**

SHEET:  
**P3**

# GLAZING CONTRACTOR

999 STREET, ST  
CITY, STATE 99999  
PH: 999.999.9999



www.MPDRAFTING.com  
P: 248.522.7096  
F: 248.522.7030

## ARCHITECT:

WOLD ARCHITECTS AND ENGINEERS  
332 MINNESOTA STREET, SUITE W2000  
SAINT PAUL, MN 55101  
PH: 651.227.7773

## STAMP AREA:

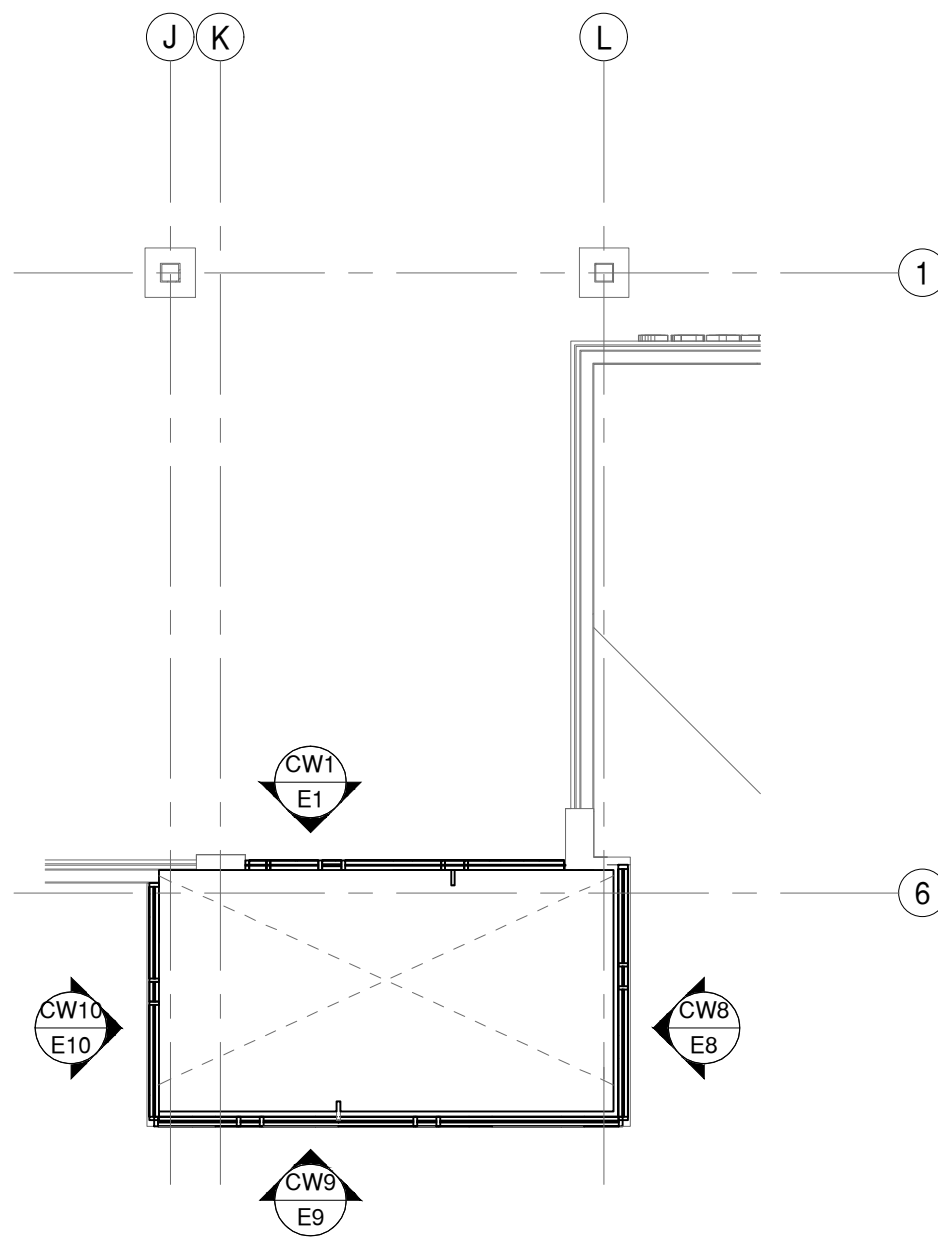
MOST RECENT REVISION 0	DATE 12.16.2025
---------------------------	--------------------

PROJECT NUMBER:  
**25-132E**

PROJECT NAME:  
**CUMBERLAND  
HIGH SCHOOL**

SHEET DESCRIPTION:  
**PLAN VIEW**

SHEET:  
**P4**



**4** ROOF PLAN - CURTAINWALL ABOVE  
**P4** DRAWING SCALE  
24x36: N.T.S.  
11x17: N.T.S.

ARCH. REF.  
F6/A2.950B



NOTE:  
ALL DIMENSIONS TO BE FIELD  
VERIFIED PRIOR TO FABRICATION

NOTE:  
THESE PLANS VIEWS ARE FOR LOCATION  
REFERENCE ONLY. WALLS AND STRUCTURES  
WITHIN THE IMMEDIATE SURROUNDINGS OF THE  
SCOPE OF WORK HAVE BEEN INCLUDED. OTHER  
WALLS AND STRUCTURES MAY NOT BE INCLUDED.  
PLEASE REFER TO THE MOST CURRENT SET OF  
ARCHITECTURAL PLANS FOR FULL PLAN VIEWS.

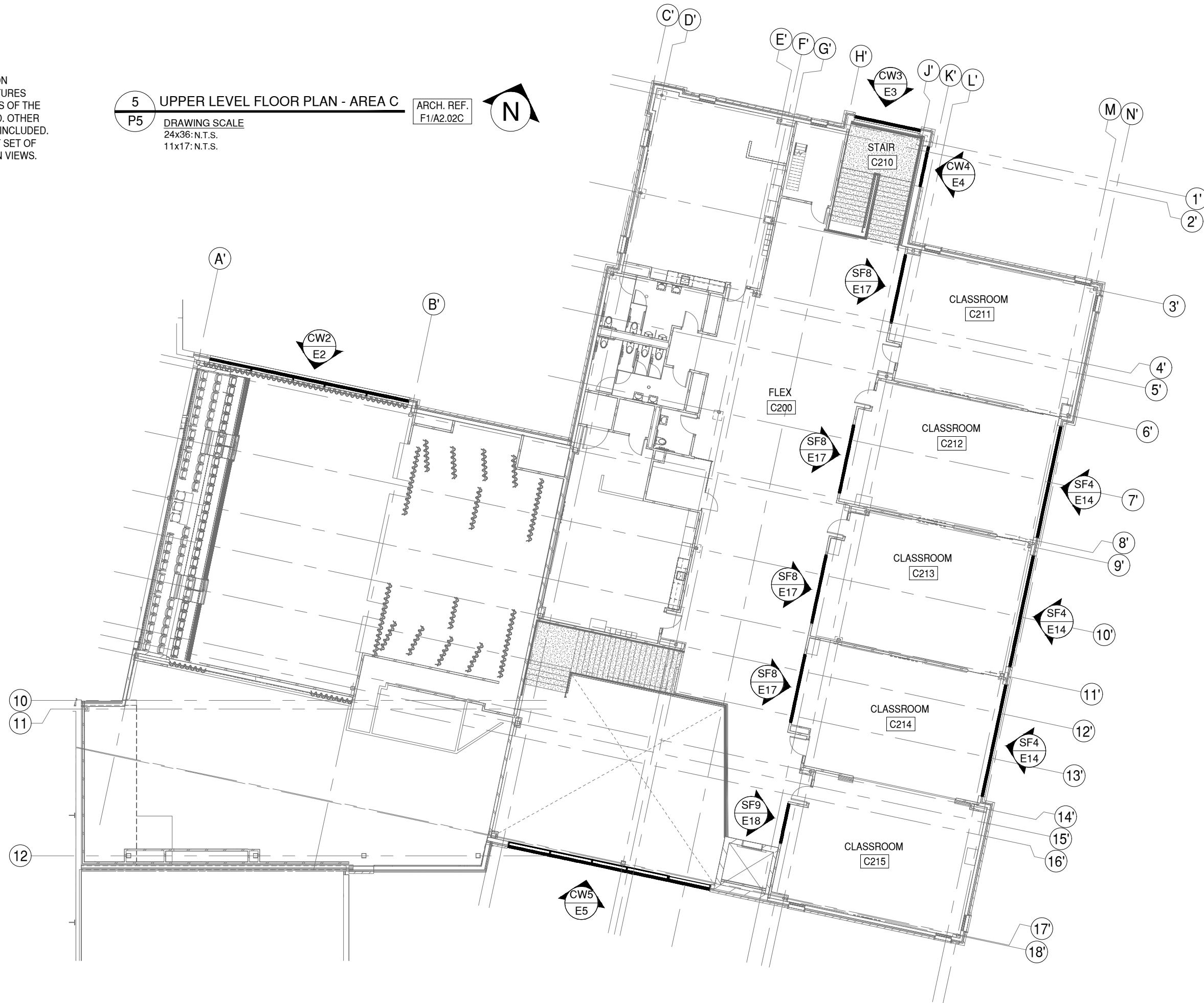
NOTE:  
ALL DIMENSIONS TO BE FIELD  
VERIFIED PRIOR TO FABRICATION

NOTE:  
THESE PLANS VIEWS ARE FOR LOCATION  
REFERENCE ONLY. WALLS AND STRUCTURES  
WITHIN THE IMMEDIATE SURROUNDINGS OF THE  
SCOPE OF WORK HAVE BEEN INCLUDED. OTHER  
WALLS AND STRUCTURES MAY NOT BE INCLUDED.  
PLEASE REFER TO THE MOST CURRENT SET OF  
ARCHITECTURAL PLANS FOR FULL PLAN VIEWS.

**5 UPPER LEVEL FLOOR PLAN - AREA C**

**P5** DRAWING SCALE  
24x36: N.T.S.  
11x17: N.T.S.

ARCH. REF.  
F1/A2.02C



**GLAZING  
CONTRACTOR**

999 STREET, ST  
CITY, STATE 99999  
PH: 999.999.9999



www.MPDRAFTING.com  
P: 248.522.7096  
F: 248.522.7030

**ARCHITECT:**

WOLD ARCHITECTS AND ENGINEERS  
332 MINNESOTA STREET, SUITE W2000  
SAINT PAUL, MN 55101  
PH: 651.227.7773

**STAMP AREA:**

MOST RECENT REVISION 0	DATE 12.16.2025
---------------------------	--------------------

PROJECT NUMBER:  
**25-132E**

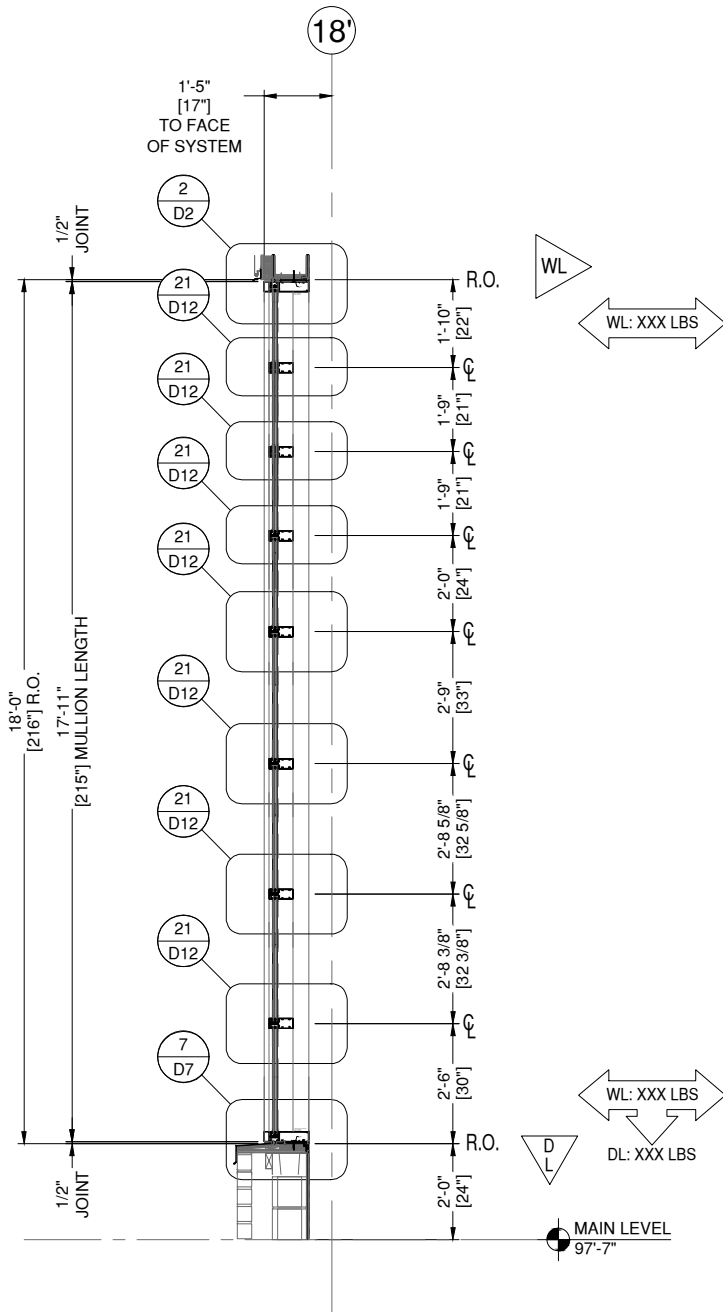
PROJECT NAME:  
**CUMBERLAND  
HIGH SCHOOL**

SHEET DESCRIPTION:  
**PLAN VIEW**

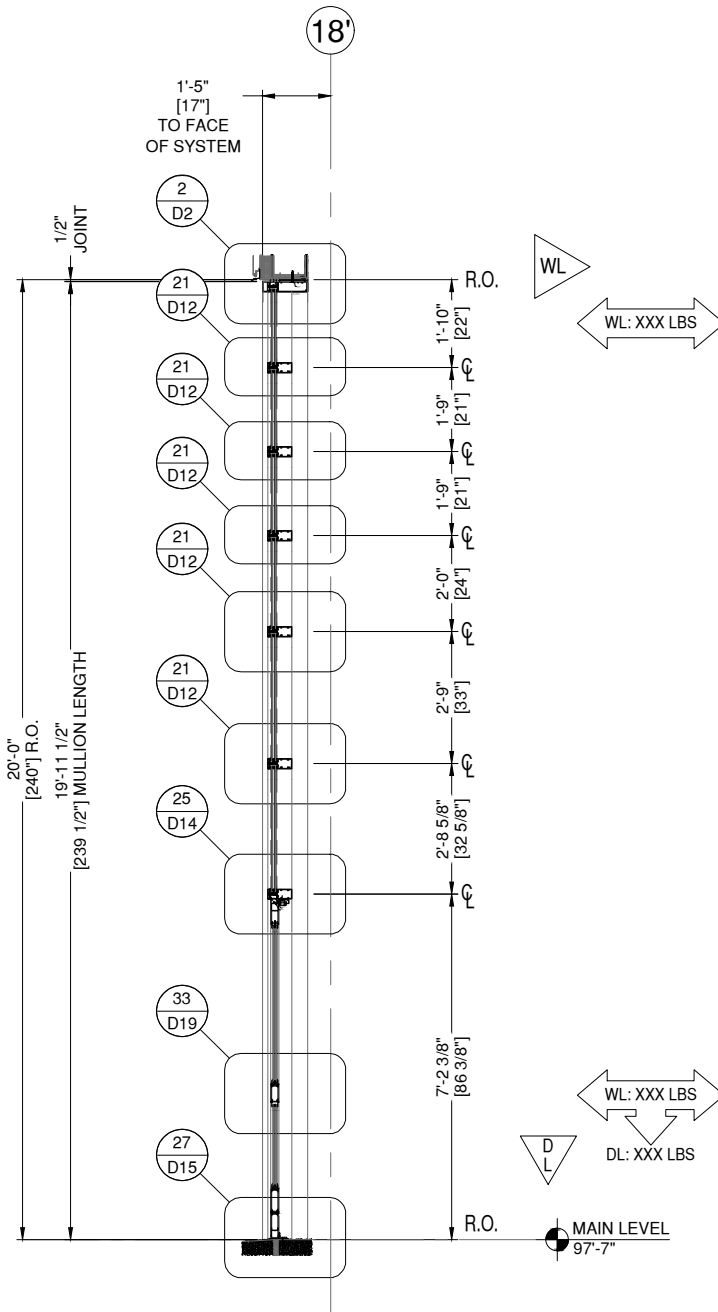
SHEET:  
**P5**



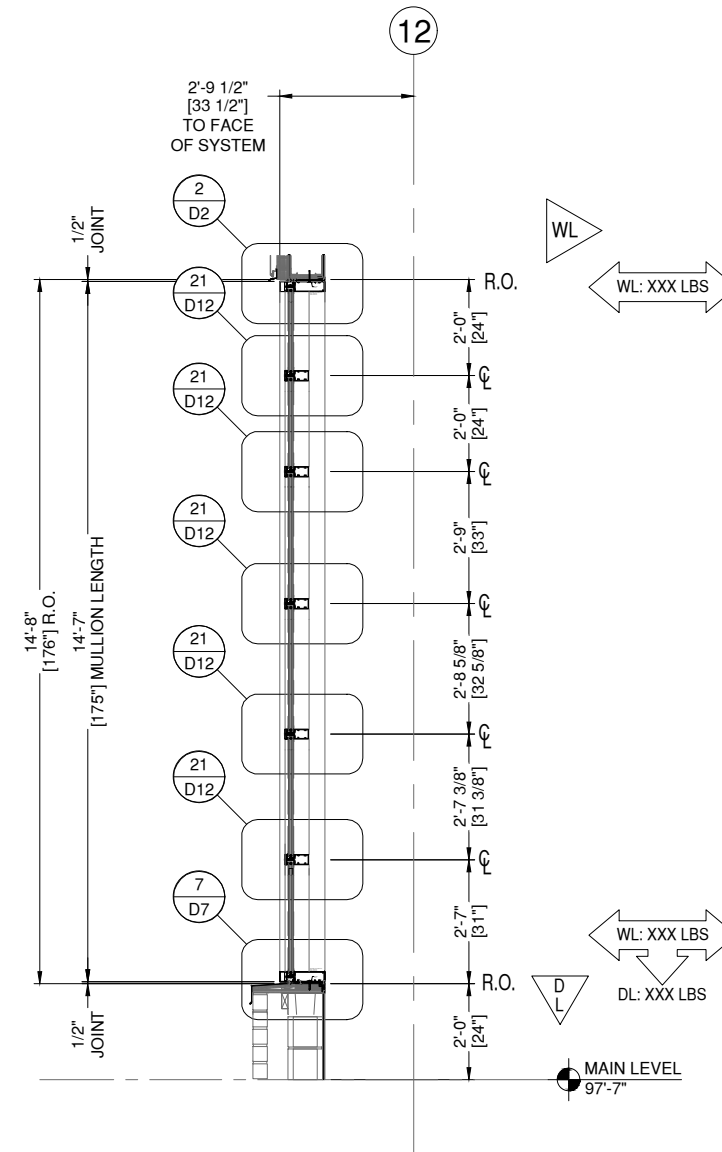
NOTE:  
ALL DIMENSIONS TO BE FIELD  
VERIFIED PRIOR TO FABRICATION



**4** SECTION 04  
S2 DRAWING SCALE  
24x36: 1/2" = 1'-0"  
11x17: 1/4" = 1'-0"  
ARCH. REF.  
D1/A5.205



**5** SECTION 05  
S2 DRAWING SCALE  
24x36: 1/2" = 1'-0"  
11x17: 1/4" = 1'-0"  
ARCH. REF.  
D5/A5.204



**6** SECTION 06  
S2 DRAWING SCALE  
24x36: 1/2" = 1'-0"  
11x17: 1/4" = 1'-0"  
ARCH. REF.  
D2/A5.205

# GLAZING CONTRACTOR

999 STREET, ST  
CITY, STATE 99999  
PH: 999.999.9999



www.MPDRAFTING.com  
P: 248.522.7096  
F: 248.522.7030

## ARCHITECT:

WOLD ARCHITECTS AND ENGINEERS  
332 MINNESOTA STREET, SUITE W2000  
SAINT PAUL, MN 55101  
PH: 651.227.7773

## STAMP AREA:

MOST RECENT REVISION: 0  
DATE: 12.16.2025

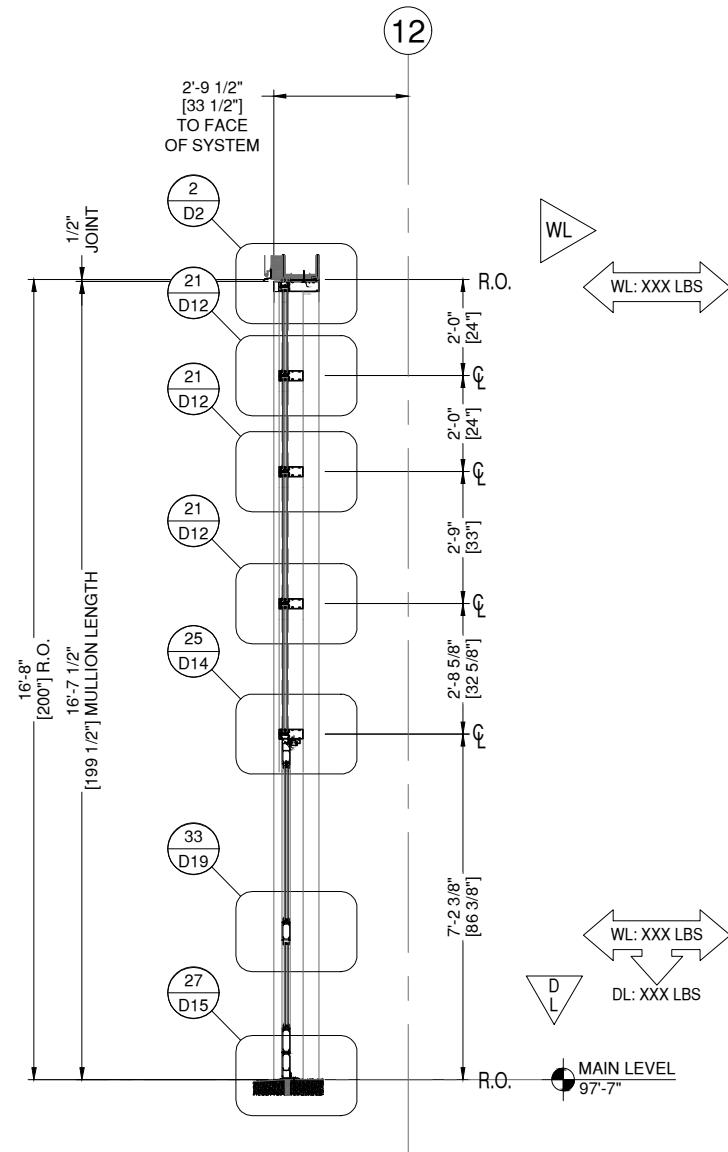
PROJECT NUMBER:  
25-132E

PROJECT NAME:  
CUMBERLAND  
HIGH SCHOOL

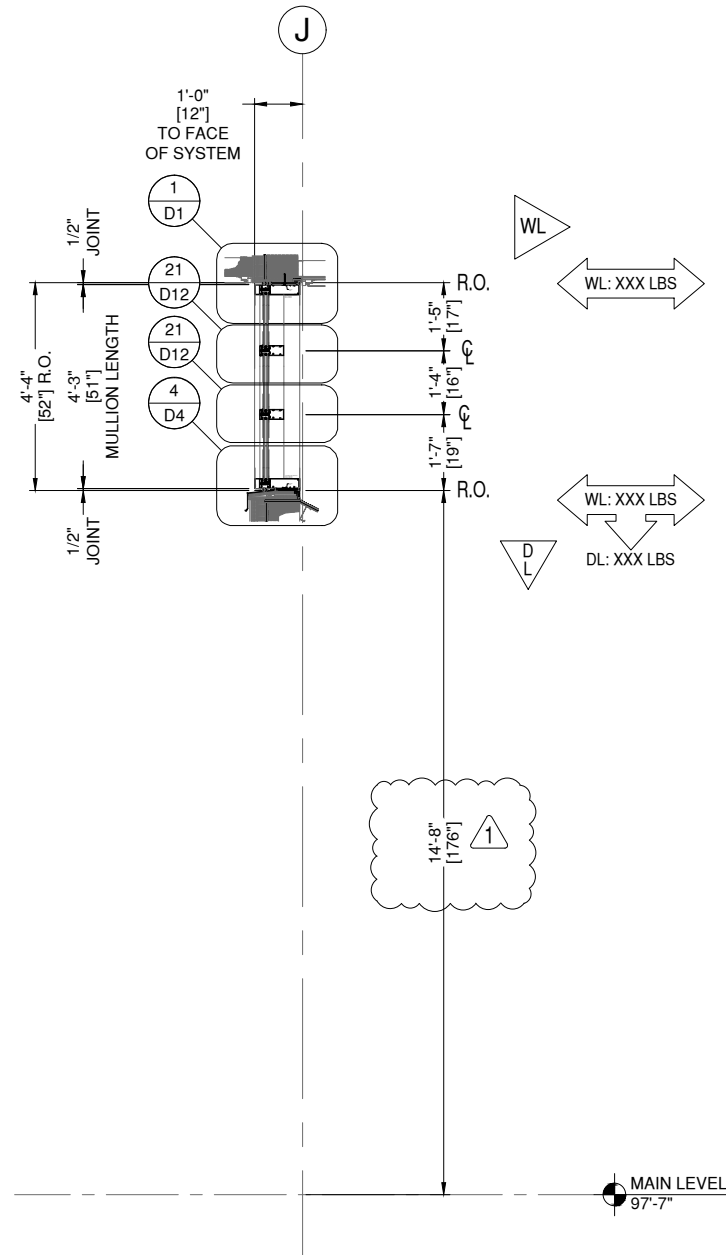
SHEET DESCRIPTION:  
SECTIONS

SHEET:  
S2

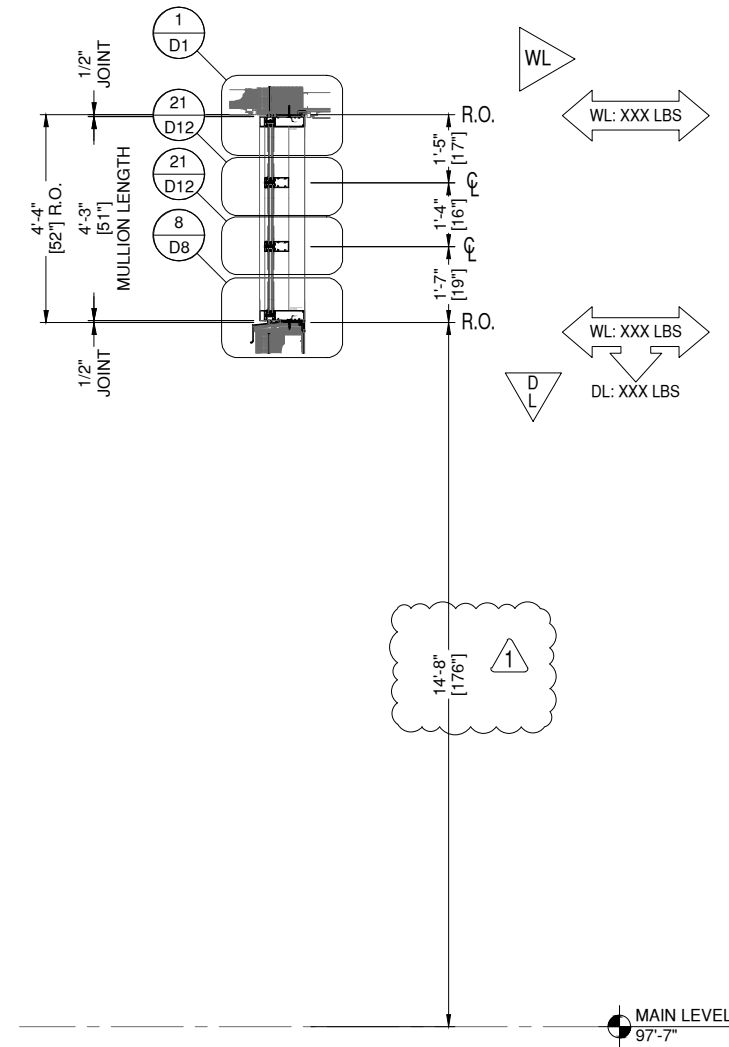
NOTE:  
ALL DIMENSIONS TO BE FIELD  
VERIFIED PRIOR TO FABRICATION



**7** SECTION 07  
**S3** DRAWING SCALE  
24x36: 1/2" = 1'-0"  
11x17: 1/4" = 1'-0"  
ARCH. REF.  
D4/A5.205



**8** SECTION 08  
**S3** DRAWING SCALE  
24x36: 1/2" = 1'-0"  
11x17: 1/4" = 1'-0"  
ARCH. REF.  
C1/A5.202



**9** SECTION 09  
**S3** DRAWING SCALE  
24x36: 1/2" = 1'-0"  
11x17: 1/4" = 1'-0"  
ARCH. REF.  
F1/A5.202

# GLAZING CONTRACTOR

999 STREET, ST  
CITY, STATE 99999  
PH: 999.999.9999



www.MPDRAFTING.com  
P: 248.522.7096  
F: 248.522.7030

## ARCHITECT:

WOLD ARCHITECTS AND ENGINEERS  
332 MINNESOTA STREET, SUITE W2000  
SAINT PAUL, MN 55101  
PH: 651.227.7773

## STAMP AREA:

MOST RECENT REVISION 0	DATE 12.16.2025
---------------------------	--------------------

PROJECT NUMBER:  
**25-132E**

PROJECT NAME:  
**CUMBERLAND  
HIGH SCHOOL**

SHEET DESCRIPTION:  
**SECTIONS**

SHEET:  
**S3**

**CW1**  
**E1**

**CW ELEVATION CW1**  
DRAWING SCALE  
24x36: 1/2" = 1'-0"  
11x17: 1/4" = 1'-0"

THUS RECD: 1  
OPP RECD: 0  
TOTAL RECD: 1

ARCH. REF.  
CW1/A2.902

TUBELITE 400 SERIES CW 6" & 10"  
TUBELITE MONUMENTAL WIDE SILE  
FINISH: BLACK ANODIZED

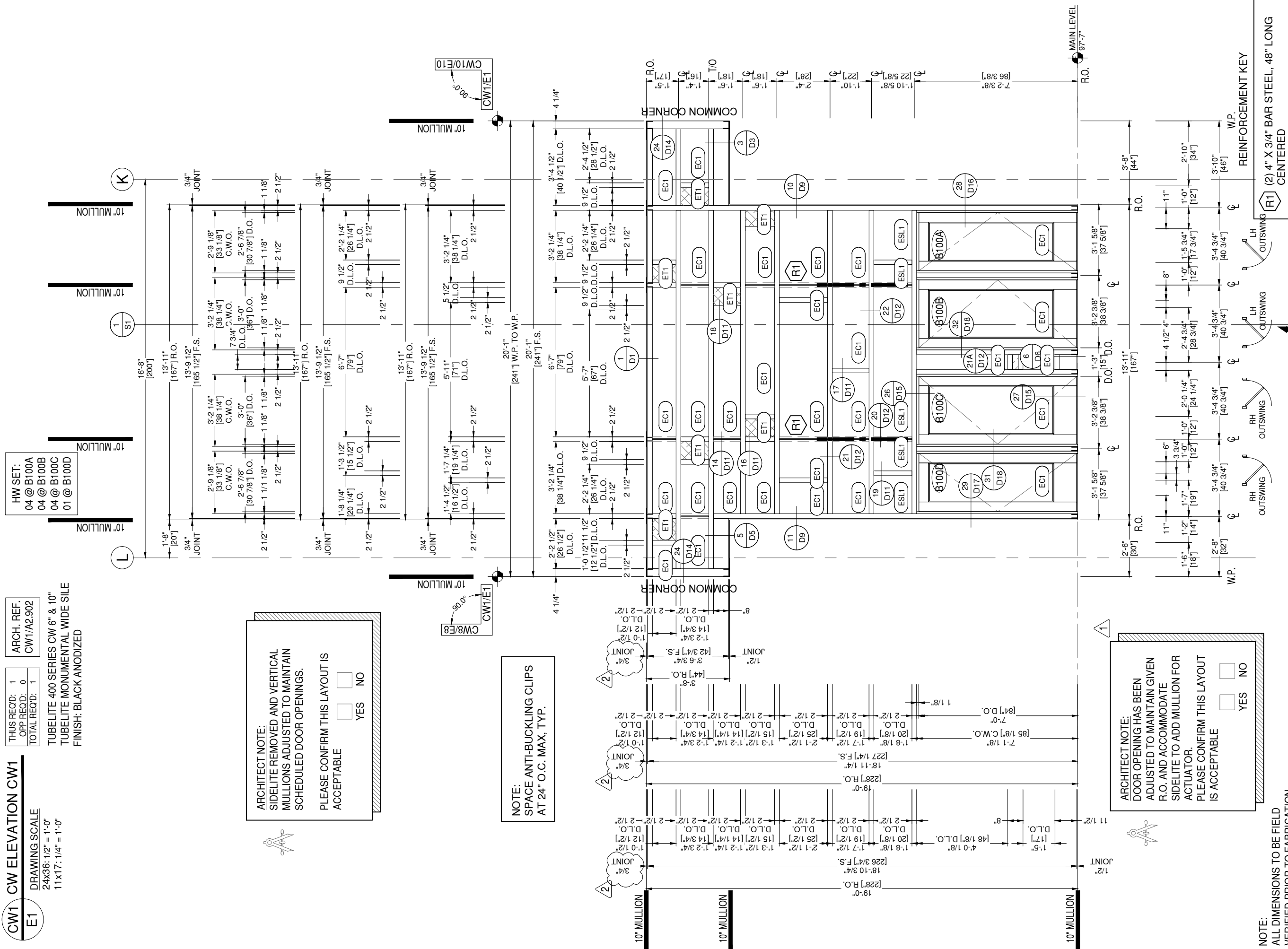
**ARCHITECT NOTE:**  
SIDELITE REMOVED AND VERTICAL  
MULLIONS ADJUSTED TO MAINTAIN  
SCHEDULED DOOR OPENINGS.

PLEASE CONFIRM THIS LAYOUT IS  
ACCEPTABLE  YES  NO

**NOTE:**  
SPACE ANTI-BUCKLING CLIPS  
AT 24" O.C. MAX, TYP.

**ARCHITECT NOTE:**  
DOOR OPENING HAS BEEN  
ADJUSTED TO MAINTAIN GIVEN  
R.O. AND ACCOMMODATE  
SIDELITE TO ADD MULLION FOR  
ACTUATOR.  
PLEASE CONFIRM THIS LAYOUT  
IS ACCEPTABLE  YES  NO

**NOTE:**  
ALL DIMENSIONS TO BE FIELD  
VERIFIED PRIOR TO FABRICATION



**GLAZING  
CONTRACTOR**

999 STREET, ST  
CITY, STATE 99999  
PH: 999.999.9999

**MP drafting  
& design**  
www.MPDRAFTING.com  
P: 248.522.7096  
F: 248.522.7030

**ARCHITECT:**  
WOLD ARCHITECTS AND ENGINEERS  
332 MINNESOTA STREET, SUITE W2000  
SAINT PAUL, MN 55101  
PH: 651.227.7773

**STAMP AREA:**

MOST RECENT REVISION  
0 DATE  
12.16.2025

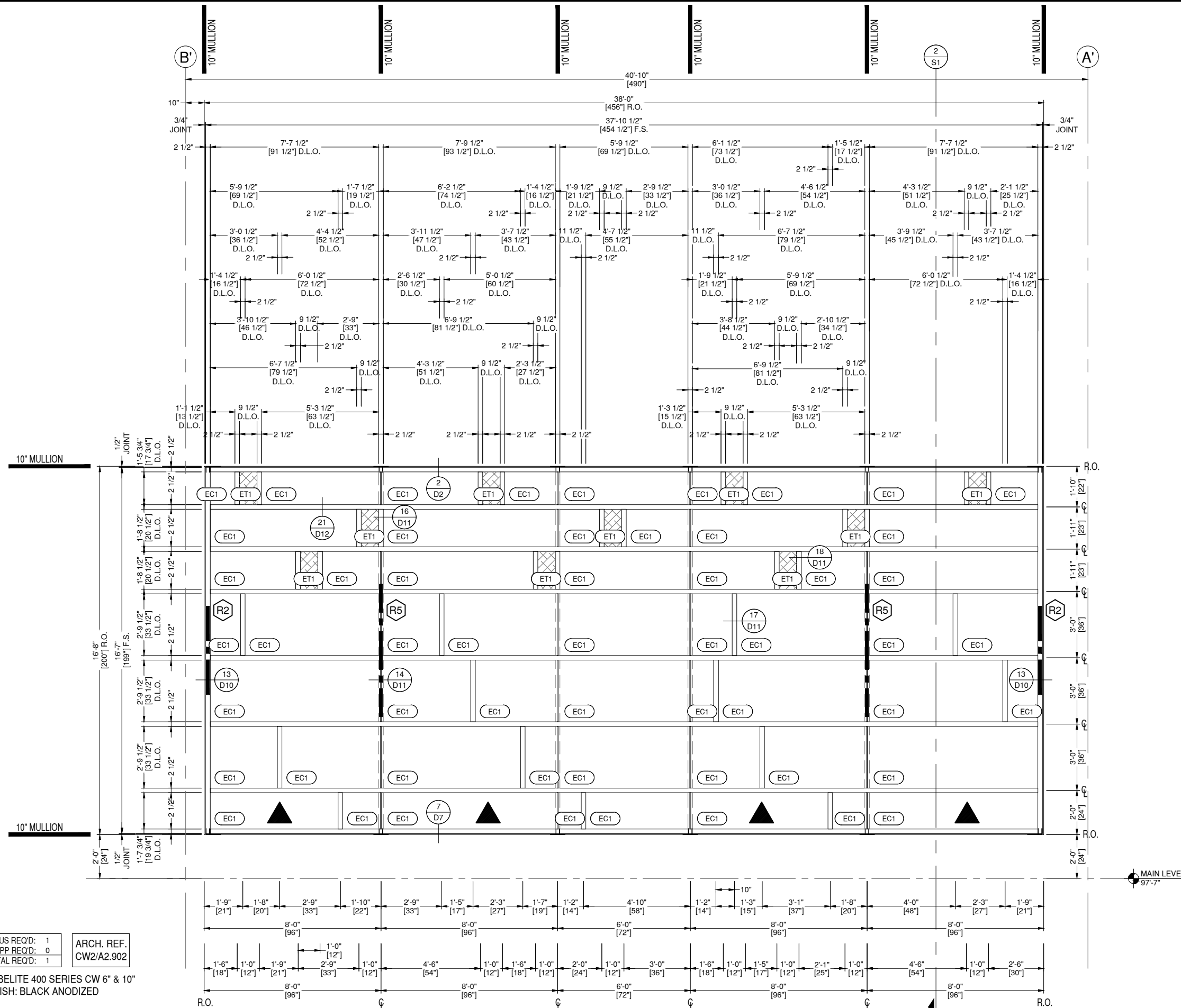
PROJECT NUMBER:  
**25-132E**

PROJECT NAME:  
**CUMBERLAND  
HIGH SCHOOL**

SHEET DESCRIPTION:  
**ELEVATIONS**

SHEET:  
**E1**

NOTE:  
ALL DIMENSIONS TO BE FIELD  
VERIFIED PRIOR TO FABRICATION



NOTE:  
SPACE ANTI-BUCKLING CLIPS  
AT 24" O.C. MAX, TYP.

REINFORCEMENT KEY

**R5** (2) 4" X 3/4" BAR STEEL, 72" LONG  
CENTERED

**R2** 4" X 2" BAR STEEL, 48" LONG  
CENTERED

**▲** LOCATE THE CENTER LINE OF  
THE SETTING BLOCKS 8" FROM  
THE VERTICALS

**CW2** CW ELEVATION CW2

**E2** DRAWING SCALE  
24x36:N.T.S.  
11x17:N.T.S.

THIS REQ'D: 1  
OPP REQ'D: 0  
TOTAL REQ'D: 1

ARCH. REF.  
CW2/A2.902

TUBELITE 400 SERIES CW 6" & 10"  
FINISH: BLACK ANODIZED

GLAZING  
CONTRACTOR

999 STREET, ST  
CITY, STATE 99999  
PH: 999.999.9999

**MP** drafting  
& design

www.MPDRAFTING.com  
P: 248.522.7096  
F: 248.522.7030

ARCHITECT:

WOLD ARCHITECTS AND ENGINEERS  
332 MINNESOTA STREET, SUITE W2000  
SAINT PAUL, MN 55101  
PH: 651.227.7773

STAMP AREA:

MOST RECENT REVISION: 0 DATE: 12.16.2025

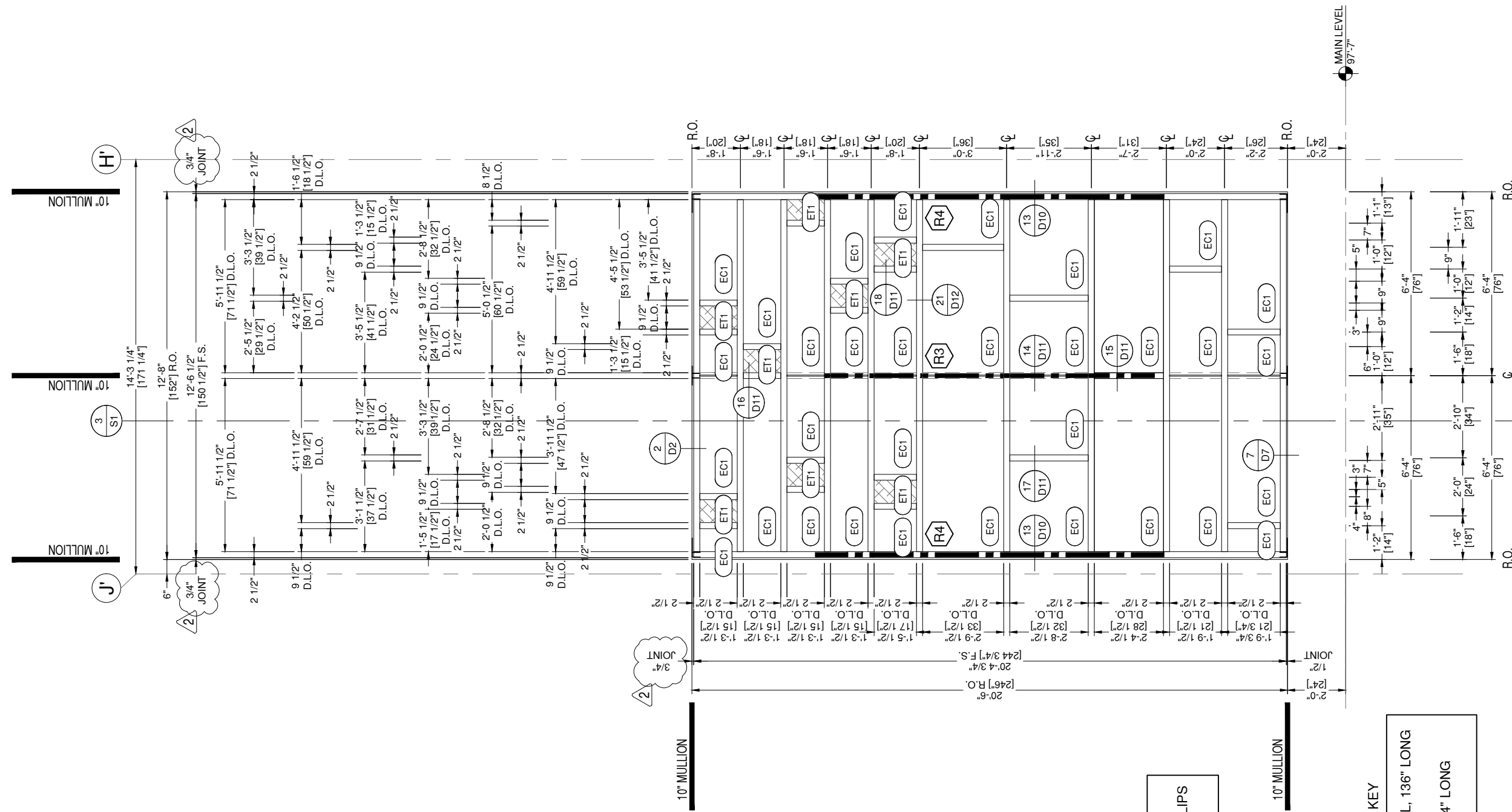
PROJECT NUMBER:  
**25-132E**

PROJECT NAME:  
**CUMBERLAND  
HIGH SCHOOL**

SHEET DESCRIPTION:  
**ELEVATIONS**

SHEET:  
**E2**

NOTE:  
ALL DIMENSIONS TO BE FIELD  
VERIFIED PRIOR TO FABRICATION



NOTE:  
SPACE ANTI-BUCKLING CLIPS  
AT 24" O.C. MAX. TYP.

REINFORCEMENT KEY  
 (R3) 2) 4" X 3/4" BAR STEEL, 136" LONG  
 CENTERED  
 (R4) 4" X 2" BAR STEEL, 144" LONG  
 CENTERED

THIS RECD: 1  
 OPP RECD: 0  
 TOTAL RECD: 1  
 ARCH. REF.  
 CW3/A2.902  
 TUBELITE 400 SERIES CW 6" & 10"  
 FINISH: BLACK ANODIZED

CW3 CW ELEVATION CW3  
 E3  
 DRAWING SCALE  
 24X36:1/2" = 1'-0"  
 11X17:1/4" = 1'-0"

MOST RECENT REVISION 0	DATE 12.16.2025
PROJECT NUMBER: 25-132E	
PROJECT NAME: CUMBERLAND HIGH SCHOOL	
SHEET DESCRIPTION: ELEVATIONS	
SHEET: E3	

# GLAZING CONTRACTOR

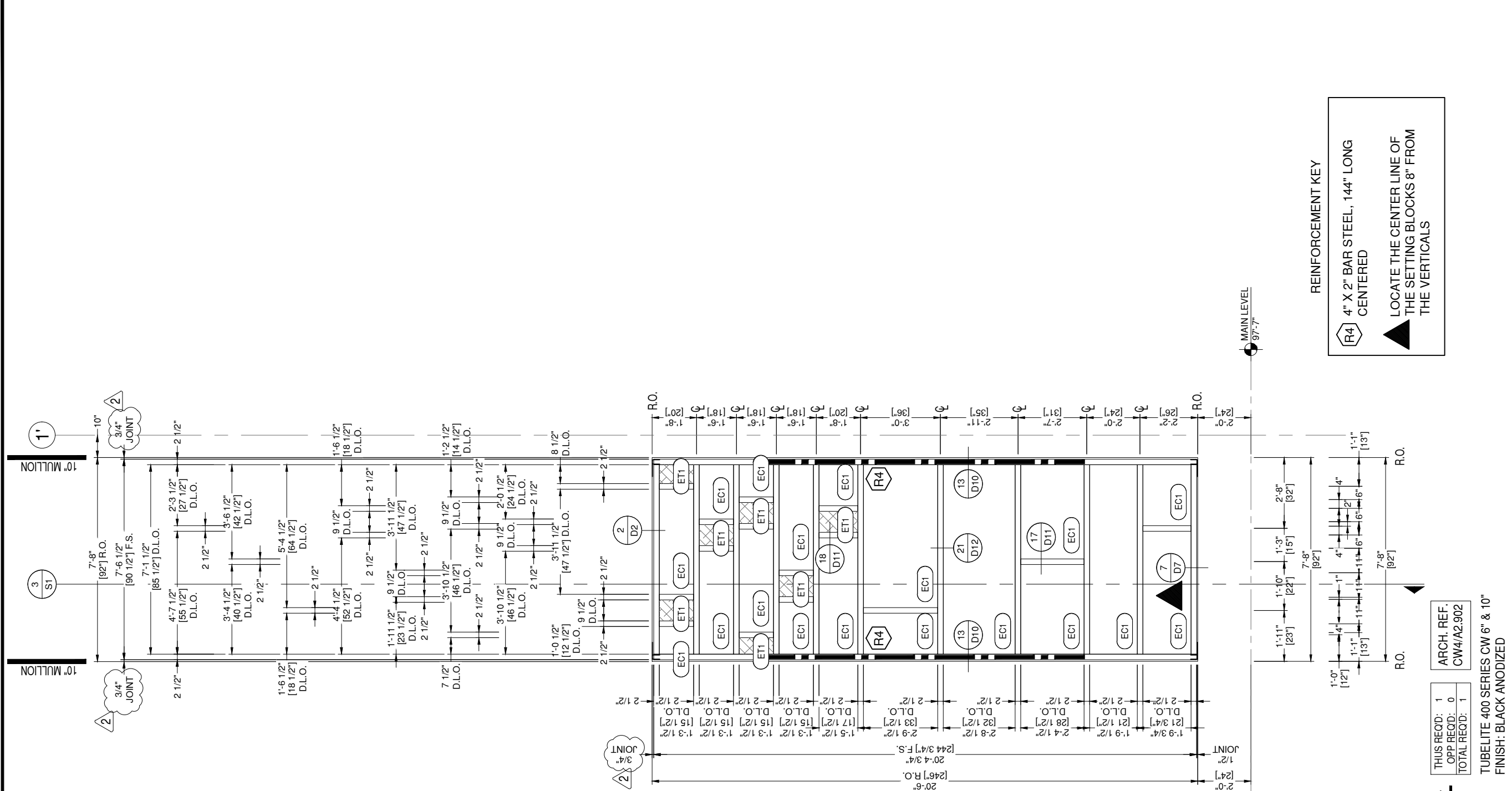
999 STREET, ST  
CITY, STATE 99999  
PH: 999.999.9999

**MP** drafting  
& design  
www.MPDRAFTING.com  
P: 248.522.7096  
F: 248.522.7030

**ARCHITECT:**  
WOLD ARCHITECTS AND ENGINEERS  
332 MINNESOTA STREET, SUITE W2000  
SAINT PAUL, MN 55101  
PH: 651.227.7773

## STAMP AREA:

NOTE:  
ALL DIMENSIONS TO BE FIELD  
VERIFIED PRIOR TO FABRICATION



NOTE:  
SPACE ANTI-BUCKLING CLIPS  
AT 24" O.C. MAX. TYP.

REINFORCEMENT KEY  
 4" X 2" BAR STEEL, 144" LONG CENTERED  
 LOCATE THE CENTER LINE OF THE SETTING BLOCKS 8" FROM THE VERTICALS

THIS RECD: 1	ARCH. REF. CW4/A2.902
OPP RECD: 0	
TOTAL RECD: 1	

TUBELITE 400 SERIES CW 6" & 10"  
FINISH: BLACK ANODIZED

**CW4 CW ELEVATION CW4**  
**E4**  
 DRAWING SCALE  
 24x36: 1/2" = 1'-0"  
 11x17: 1/4" = 1'-0"

# GLAZING CONTRACTOR

999 STREET, ST  
CITY, STATE 99999  
PH: 999.999.9999

**MP** drafting & design  
 www.MPDRAFTING.com  
 P: 248.522.7096  
 F: 248.522.7030

**ARCHITECT:**  
 WOLD ARCHITECTS AND ENGINEERS  
 332 MINNESOTA STREET, SUITE W2000  
 SAINT PAUL, MN 55101  
 PH: 651.227.7773

## STAMP AREA:

MOST RECENT REVISION 0	DATE 12.16.2025
---------------------------	--------------------

PROJECT NUMBER:  
**25-132E**




PROJECT NAME:  
**CUMBERLAND HIGH SCHOOL**

SHEET DESCRIPTION:  
**ELEVATIONS**


SHEET:  
**E4**

NOTE:  
ALL DIMENSIONS TO BE FIELD  
VERIFIED PRIOR TO FABRICATION

REINFORCEMENT KEY

-  4" X 2" BAR STEEL, 48" LONG CENTERED
-  (2) 4" X 3/4" BAR STEEL, 72" LONG CENTERED
-  LOCATE THE CENTER LINE OF THE SETTING BLOCKS 8" FROM THE VERTICALS

NOTE:  
SPACE ANTI-BUCKLING CLIPS AT 24" O.C. MAX, TYP.



GLAZING  
CONTRACTOR

999 STREET, ST  
CITY, STATE 99999  
PH: 999.999.9999



www.MPDRAFTING.com  
P: 248.522.7096  
F: 248.522.7030

ARCHITECT:

WOLD ARCHITECTS AND ENGINEERS  
332 MINNESOTA STREET, SUITE W2000  
SAINT PAUL, MN 55101  
PH: 651.227.7773

STAMP AREA:

MOST RECENT REVISION: 0 DATE: 12.16.2025

PROJECT NUMBER:  
25-132E

PROJECT NAME:  
CUMBERLAND  
HIGH SCHOOL

SHEET DESCRIPTION:  
ELEVATIONS

SHEET:  
E5

CW5 CW ELEVATION CW5  
E5 DRAWING SCALE  
24x36: N.T.S.  
11x17: N.T.S.

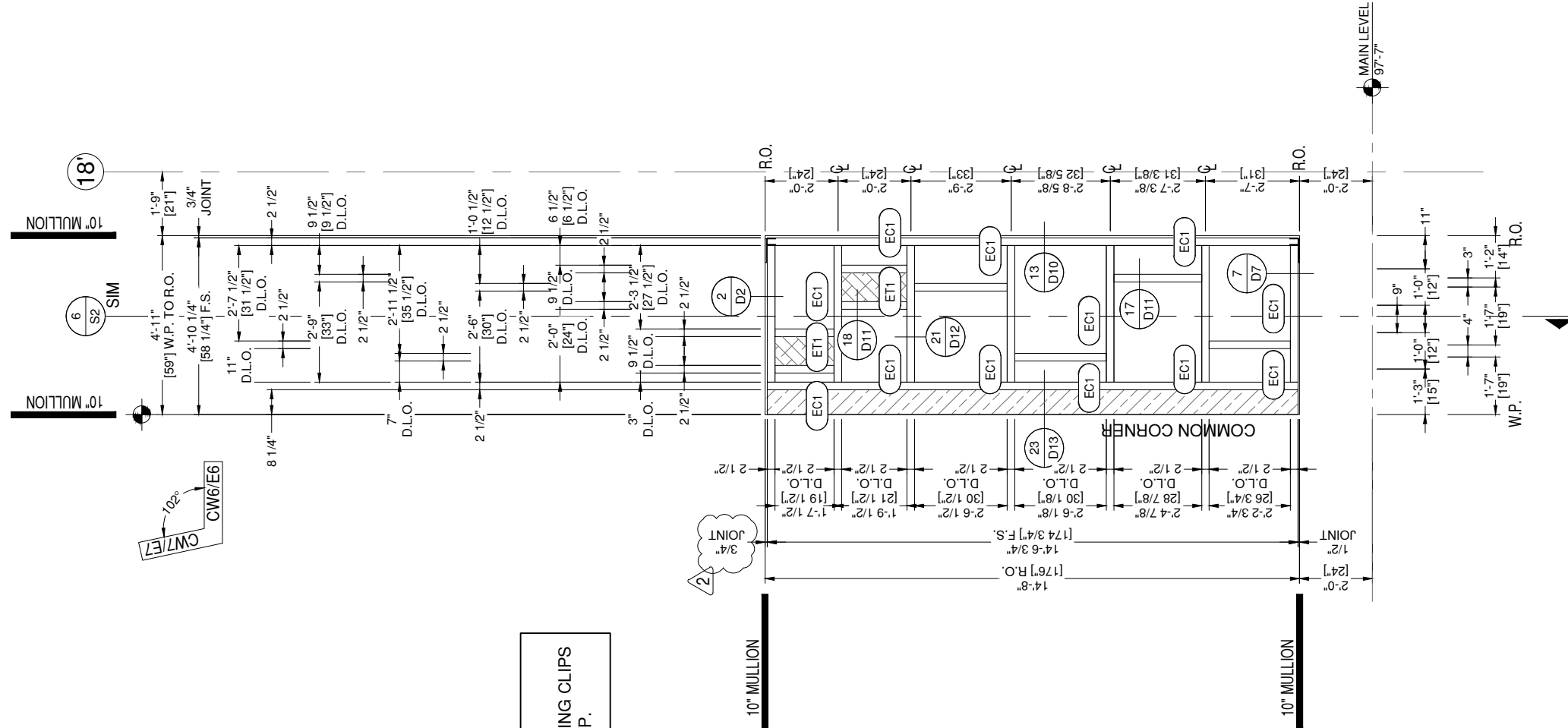
THIS REQ'D: 1  
OPP REQ'D: 0  
TOTAL REQ'D: 1

ARCH. REF.  
CW5/A2.902

HW SET:  
02 @ C106B  
04 @ C106C

TUBELITE 400 SERIES CW 6" & 10"  
TUBELITE MONUMENTAL WIDE STILE  
FINISH: BLACK ANODIZED

NOTE:  
ALL DIMENSIONS TO BE FIELD  
VERIFIED PRIOR TO FABRICATION



NOTE:  
SPACE ANTI-BUCKLING CLIPS  
AT 24" O.C. MAX, TYP.

THIS REQD: 1	ARCH. REF. CW6/A2.902
OPP REQD: 0	
TOTAL REQD: 1	

TUBELITE 400 SERIES CW 6" & 10"  
FINISH: BLACK ANODIZED

**CW6 CW ELEVATION CW6**  
E6  
DRAWING SCALE  
24x36: 1/2" = 1'-0"  
11x17: 1/4" = 1'-0"

MOST RECENT REVISION 0	DATE 12.16.2025
PROJECT NUMBER: <b>25-132E</b>	
PROJECT NAME: <b>CUMBERLAND HIGH SCHOOL</b>	
SHEET DESCRIPTION: <b>ELEVATIONS</b>	
SHEET: <b>E6</b>	

# GLAZING CONTRACTOR

999 STREET, ST  
CITY, STATE 99999  
PH: 999.999.9999

**MP drafting & design**  
www.MPDRAFTING.com  
P: 248.522.7096  
F: 248.522.7030

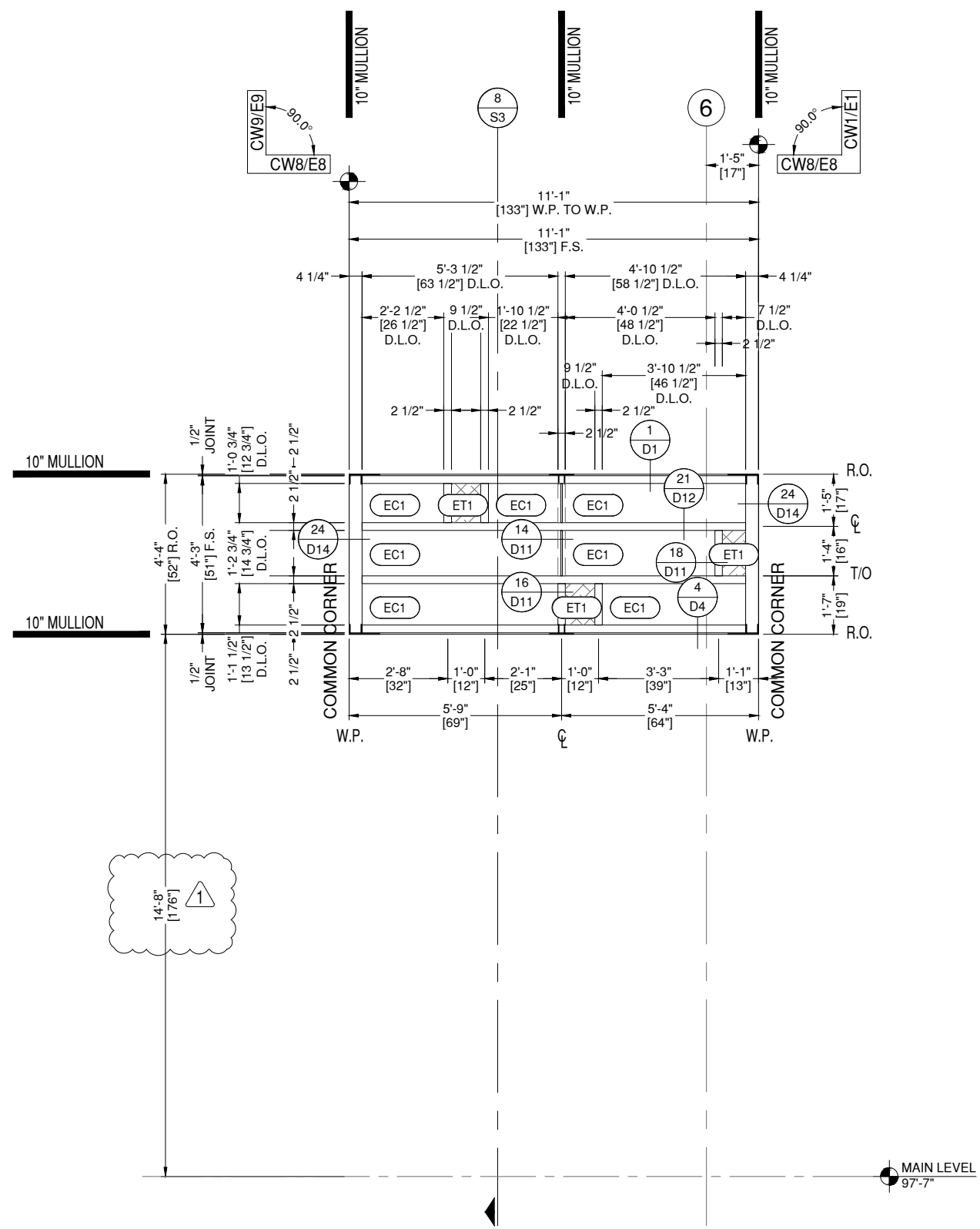
**ARCHITECT:**  
WOLD ARCHITECTS AND ENGINEERS  
332 MINNESOTA STREET, SUITE W2000  
SAINT PAUL, MN 55101  
PH: 651.227.7773

## STAMP AREA:



NOTE:  
ALL DIMENSIONS TO BE FIELD  
VERIFIED PRIOR TO FABRICATION

NOTE:  
SPACE ANTI-BUCKLING CLIPS  
AT 24" O.C. MAX, TYP.



**CW8** CW ELEVATION CW8  
**E8** DRAWING SCALE

24x36: 1/2" = 1'-0"  
11x17: 1/4" = 1'-0"

THUS REQ'D: 1  
OPP REQ'D: 0  
TOTAL REQ'D: 1

ARCH. REF.  
CW8/A2.902

TUBELITE 400 SERIES CW 6" & 10"  
FINISH: BLACK ANODIZED

# GLAZING CONTRACTOR

999 STREET, ST  
CITY, STATE 99999  
PH: 999.999.9999



www.MPDRAFTING.com  
P: 248.522.7096  
F: 248.522.7030

## ARCHITECT:

WOLD ARCHITECTS AND ENGINEERS  
332 MINNESOTA STREET, SUITE W2000  
SAINT PAUL, MN 55101  
PH: 651.227.7773

## STAMP AREA:

MOST RECENT REVISION 0	DATE 12.16.2025
---------------------------	--------------------

PROJECT NUMBER:  
**25-132E**

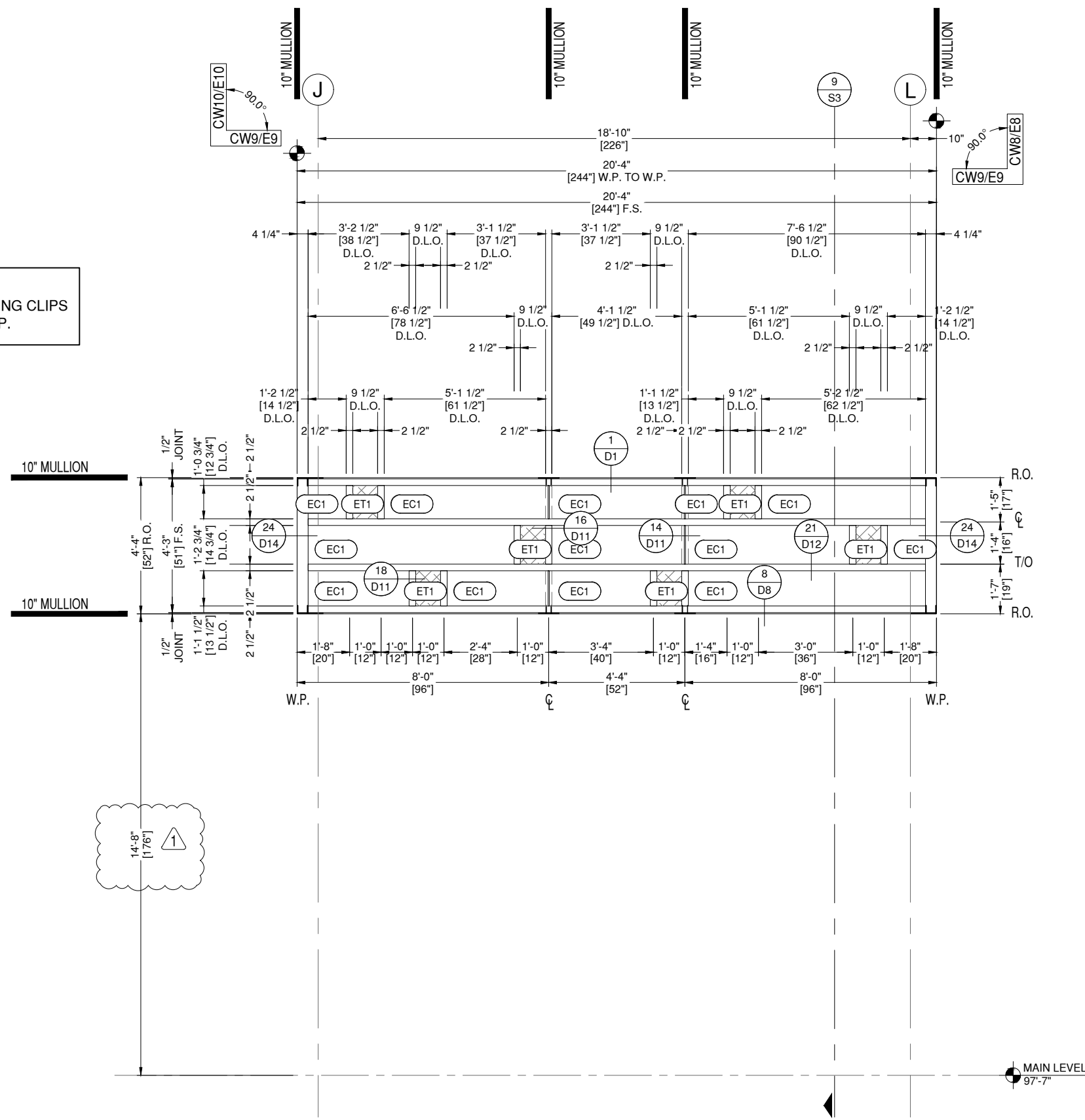
PROJECT NAME:  
**CUMBERLAND  
HIGH SCHOOL**

SHEET DESCRIPTION:  
**ELEVATIONS**

SHEET:  
**E8**

NOTE:  
ALL DIMENSIONS TO BE FIELD  
VERIFIED PRIOR TO FABRICATION

NOTE:  
SPACE ANTI-BUCKLING CLIPS  
AT 24" O.C. MAX, TYP.



**CW9** CW ELEVATION CW9  
**E9**

DRAWING SCALE  
24x36: 1/2" = 1'-0"  
11x17: 1/4" = 1'-0"

THUS REQ'D: 1  
OPP REQ'D: 0  
TOTAL REQ'D: 1

ARCH. REF.  
CW9/A2.902

TUBELITE 400 SERIES CW 6" & 10"  
FINISH: BLACK ANODIZED

# GLAZING CONTRACTOR

999 STREET, ST  
CITY, STATE 99999  
PH: 999.999.9999



www.MPDRAFTING.com  
P: 248.522.7096  
F: 248.522.7030

## ARCHITECT:

WOLD ARCHITECTS AND ENGINEERS  
332 MINNESOTA STREET, SUITE W2000  
SAINT PAUL, MN 55101  
PH: 651.227.7773

## STAMP AREA:

MOST RECENT REVISION: 0  
DATE: 12.16.2025

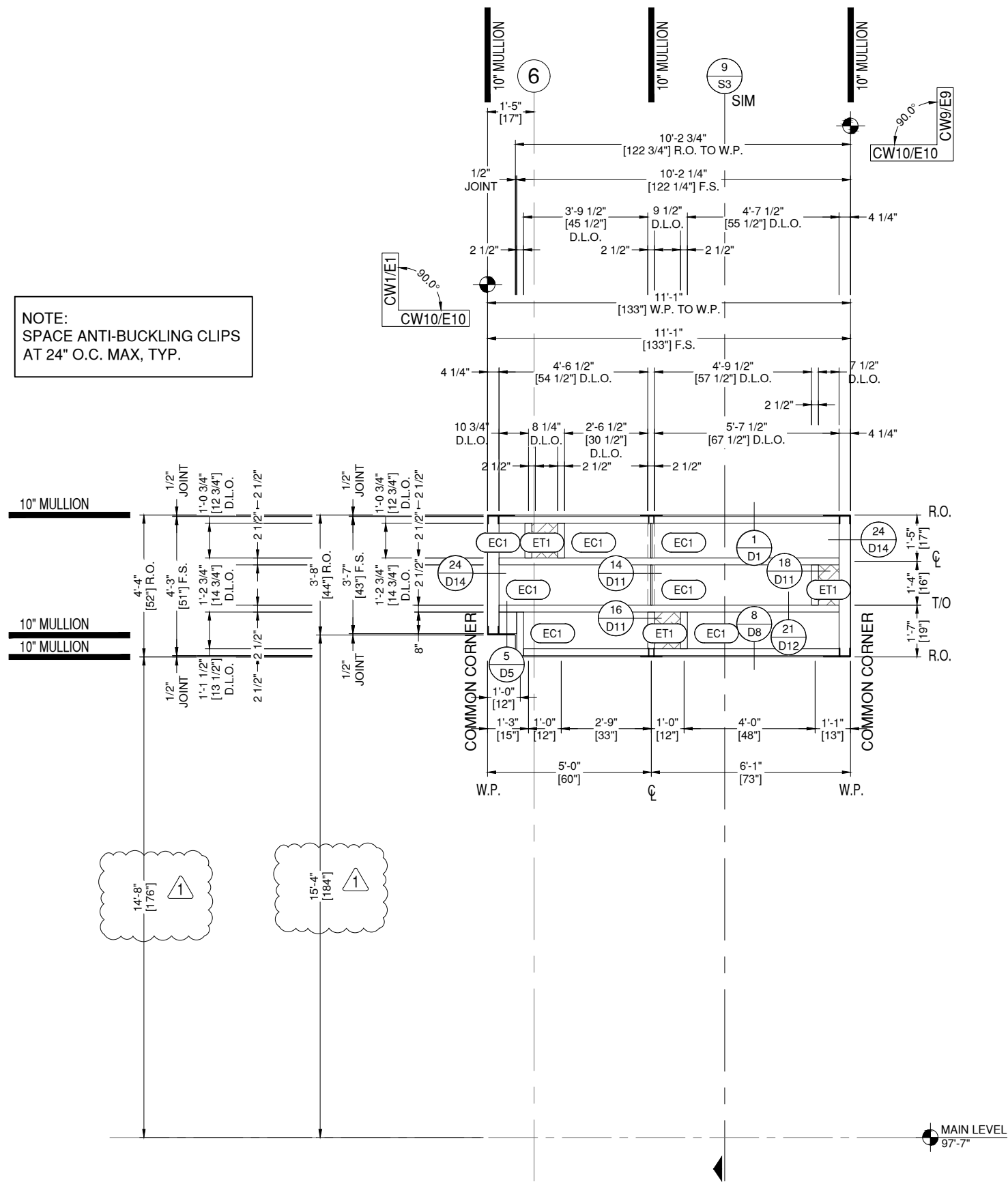
PROJECT NUMBER:  
**25-132E**

PROJECT NAME:  
**CUMBERLAND HIGH SCHOOL**

SHEET DESCRIPTION:  
**ELEVATIONS**

SHEET:  
**E9**

NOTE:  
ALL DIMENSIONS TO BE FIELD  
VERIFIED PRIOR TO FABRICATION



NOTE:  
SPACE ANTI-BUCKLING CLIPS  
AT 24\"/>

**CW10** CW ELEVATION CW10  
**E10** DRAWING SCALE  
24x36: 1/2" = 1'-0"  
11x17: 1/4" = 1'-0"

THUS REQ'D: 1  
OPP REQ'D: 0  
TOTAL REQ'D: 1

ARCH. REF.  
CW10/A2.902

TUBELITE 400 SERIES CW 6" & 10"  
FINISH: BLACK ANODIZED

# GLAZING CONTRACTOR

999 STREET, ST  
CITY, STATE 99999  
PH: 999.999.9999



www.MPDRAFTING.com  
P: 248.522.7096  
F: 248.522.7030

## ARCHITECT:

WOLD ARCHITECTS AND ENGINEERS  
332 MINNESOTA STREET, SUITE W2000  
SAINT PAUL, MN 55101  
PH: 651.227.7773

## STAMP AREA:

MOST RECENT REVISION 0	DATE 12.16.2025
---------------------------	--------------------

PROJECT NUMBER:  
**25-132E**

PROJECT NAME:  
**CUMBERLAND  
HIGH SCHOOL**

SHEET DESCRIPTION:  
**ELEVATIONS**

SHEET:  
**E10**

NOTE:  
ALL DIMENSIONS TO BE FIELD  
VERIFIED PRIOR TO FABRICATION

# GLAZING CONTRACTOR

999 STREET, ST  
CITY, STATE 99999  
PH: 999.999.9999



www.MPDRAFTING.com

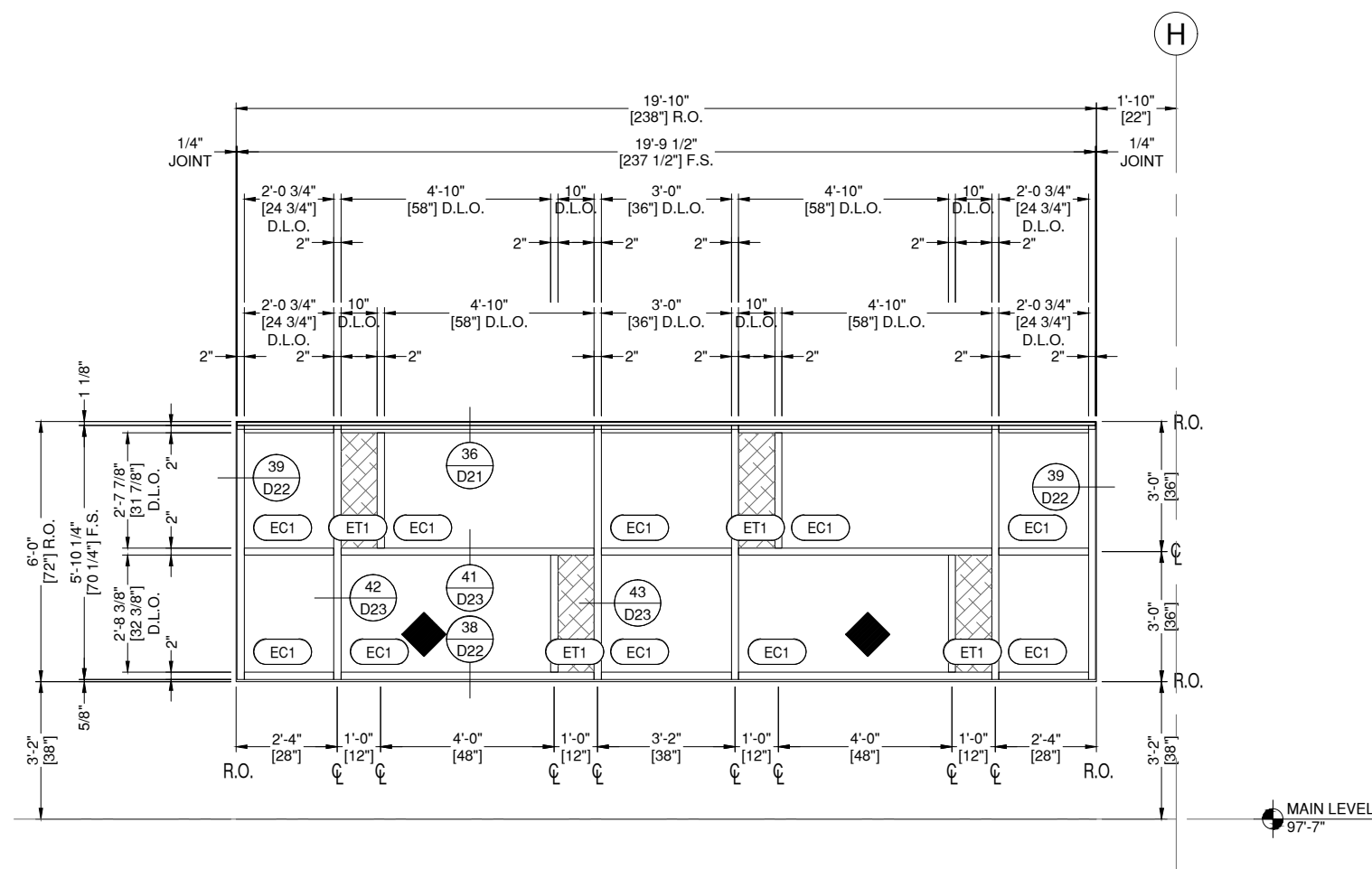
P: 248.522.7096  
F: 248.522.7030

## ARCHITECT:

WOLD ARCHITECTS AND ENGINEERS

332 MINNESOTA STREET, SUITE W2000  
SAINT PAUL, MN 55101  
PH: 651.227.7773

## STAMP AREA:



**SF1 SF ELEVATION SF1**  
**E11** DRAWING SCALE  
24x36: 1/2" = 1'-0"  
11x17: 1/4" = 1'-0"

THUS REQ'D:	1
OPP REQ'D:	0
TOTAL REQ'D:	1

ARCH. REF.  
SF1/A2.901

TUBELITE TU14000 SERIES SF  
FINISH: BLACK ANODIZED

◆ LOCATE THE CENTER LINE OF THE  
SETTING BLOCKS 6" FROM THE VERTICALS

MOST RECENT REVISION	DATE
0	12.16.2025

PROJECT NUMBER:  
**25-132E**

PROJECT NAME:  
**CUMBERLAND  
HIGH SCHOOL**

SHEET DESCRIPTION:  
**ELEVATIONS**

SHEET:  
**E11**

NOTE:  
ALL DIMENSIONS TO BE FIELD  
VERIFIED PRIOR TO FABRICATION

# GLAZING CONTRACTOR

999 STREET, ST  
CITY, STATE 99999  
PH: 999.999.9999

**MP** drafting  
& design

www.MPDRAFTING.com

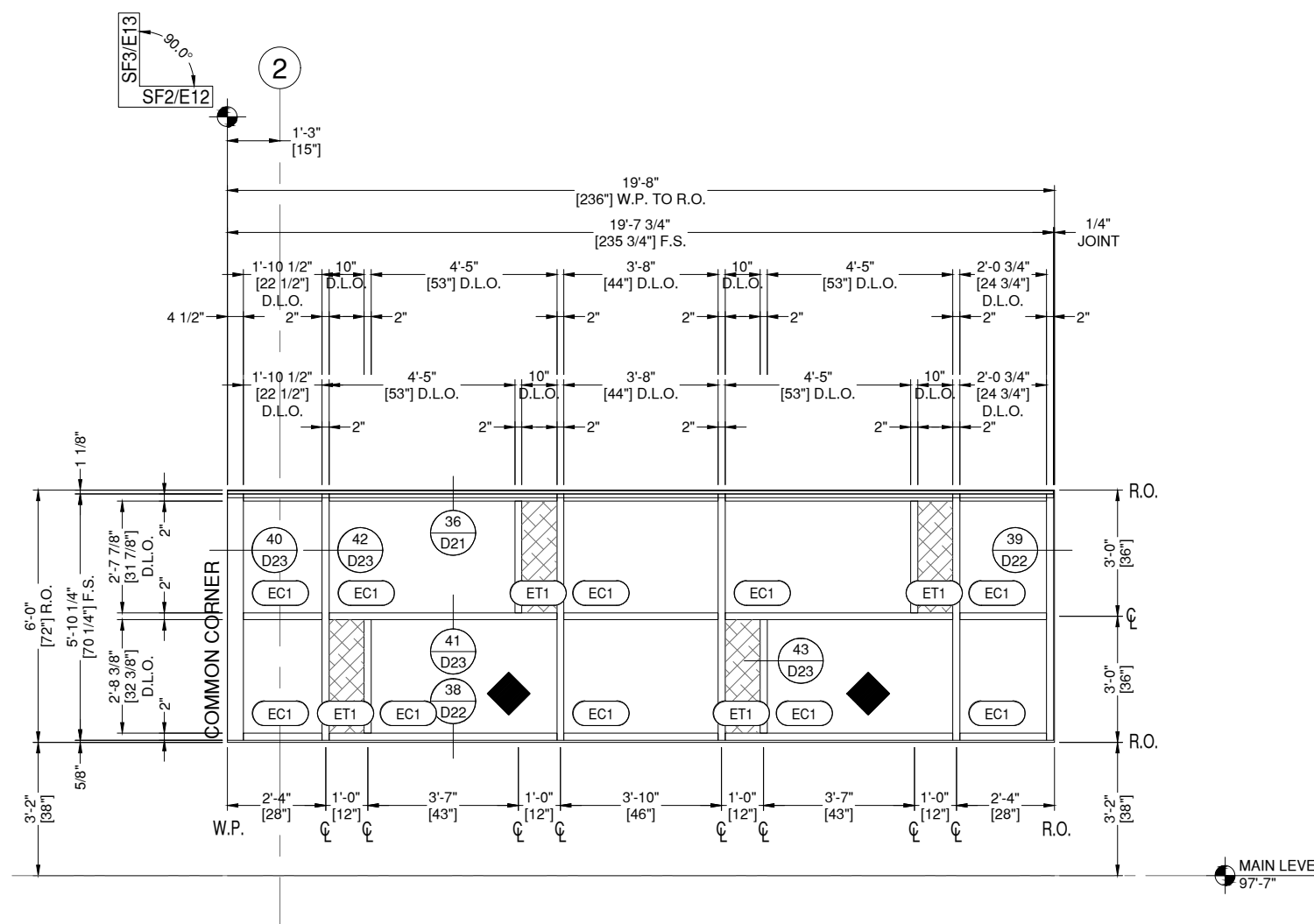
P: 248.522.7096  
F: 248.522.7030

## ARCHITECT:

WOLD ARCHITECTS AND ENGINEERS

332 MINNESOTA STREET, SUITE W2000  
SAINT PAUL, MN 55101  
PH: 651.227.7773

## STAMP AREA:



**SF2** SF ELEVATION SF2  
**E12** DRAWING SCALE  
24x36: 1/2" = 1'-0"  
11x17: 1/4" = 1'-0"

THUS REQ'D:	1
OPP REQ'D:	0
TOTAL REQ'D:	1

ARCH. REF.  
SF2/A2.901

TUBELITE TU14000 SERIES SF  
FINISH: BLACK ANODIZED

◆ LOCATE THE CENTER LINE OF THE  
SETTING BLOCKS 6" FROM THE VERTICALS

MOST RECENT REVISION 0	DATE 12.16.2025
PROJECT NUMBER: <b>25-132E</b>	
PROJECT NAME: <b>CUMBERLAND HIGH SCHOOL</b>	
SHEET DESCRIPTION: <b>ELEVATIONS</b>	
SHEET: <b>E12</b>	

NOTE:  
ALL DIMENSIONS TO BE FIELD  
VERIFIED PRIOR TO FABRICATION

# GLAZING CONTRACTOR

999 STREET, ST  
CITY, STATE 99999  
PH: 999.999.9999

**MP** drafting  
& design

www.MPDRAFTING.com

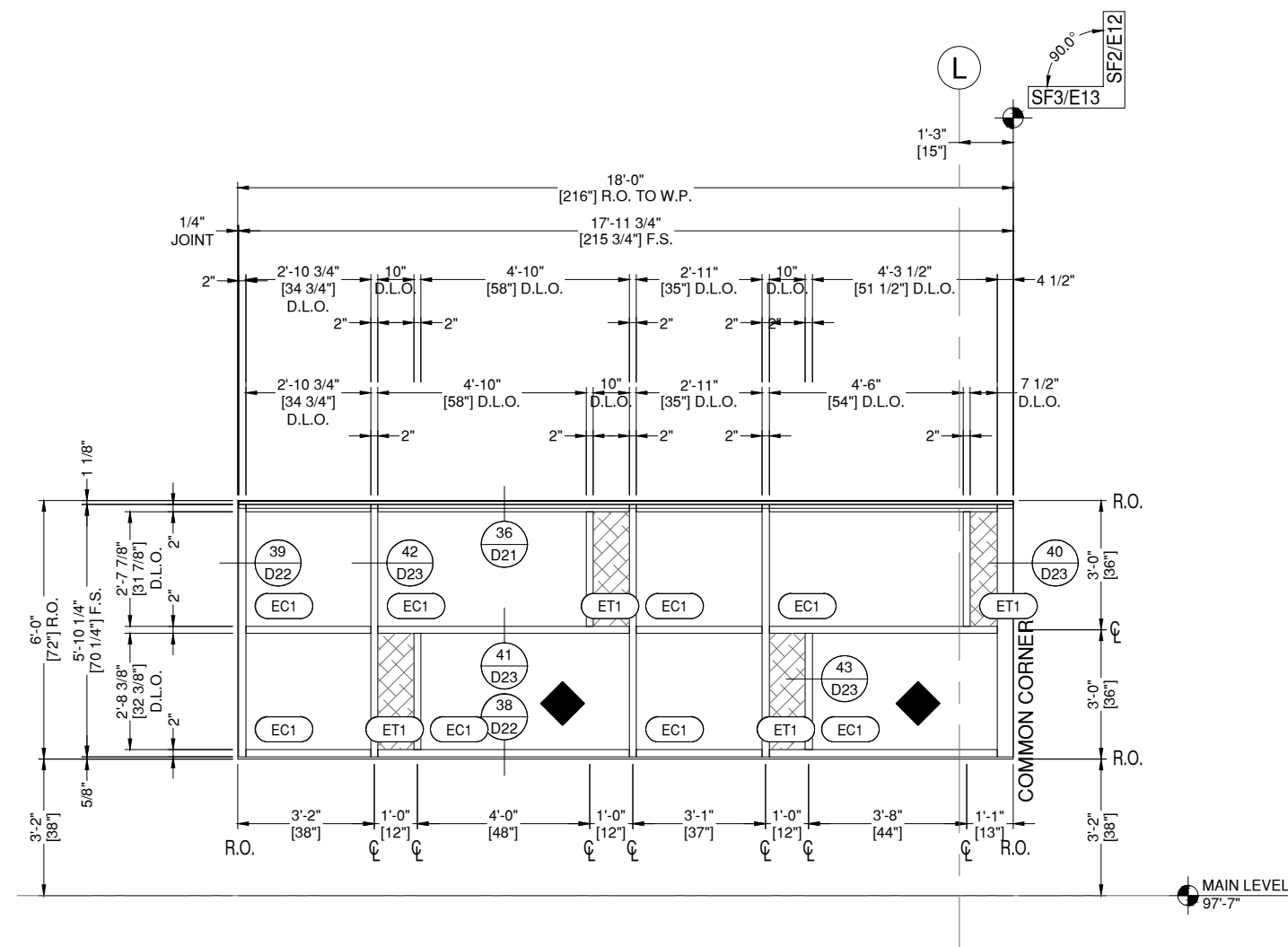
P: 248.522.7096  
F: 248.522.7030

## ARCHITECT:

WOLD ARCHITECTS AND ENGINEERS

332 MINNESOTA STREET, SUITE W2000  
SAINT PAUL, MN 55101  
PH: 651.227.7773

## STAMP AREA:



**SF3** SF ELEVATION SF3  
**E13** DRAWING SCALE

24x36: 1/2" = 1'-0"  
11x17: 1/4" = 1'-0"

THUS REQ'D: 1  
OPP REQ'D: 0  
TOTAL REQ'D: 1

ARCH. REF.  
SF3/A2.901

TUBELITE TU14000 SERIES SF  
FINISH: BLACK ANODIZED



LOCATE THE CENTER LINE OF THE  
SETTING BLOCKS 6" FROM THE VERTICALS

MOST RECENT REVISION: 0  
DATE: 12.16.2025

PROJECT NUMBER:  
25-132E

PROJECT NAME:  
CUMBERLAND  
HIGH SCHOOL

SHEET DESCRIPTION:  
ELEVATIONS

SHEET:  
**E13**

NOTE:  
ALL DIMENSIONS TO BE FIELD  
VERIFIED PRIOR TO FABRICATION

# GLAZING CONTRACTOR

999 STREET, ST  
CITY, STATE 99999  
PH: 999.999.9999



www.MPDRAFTING.com

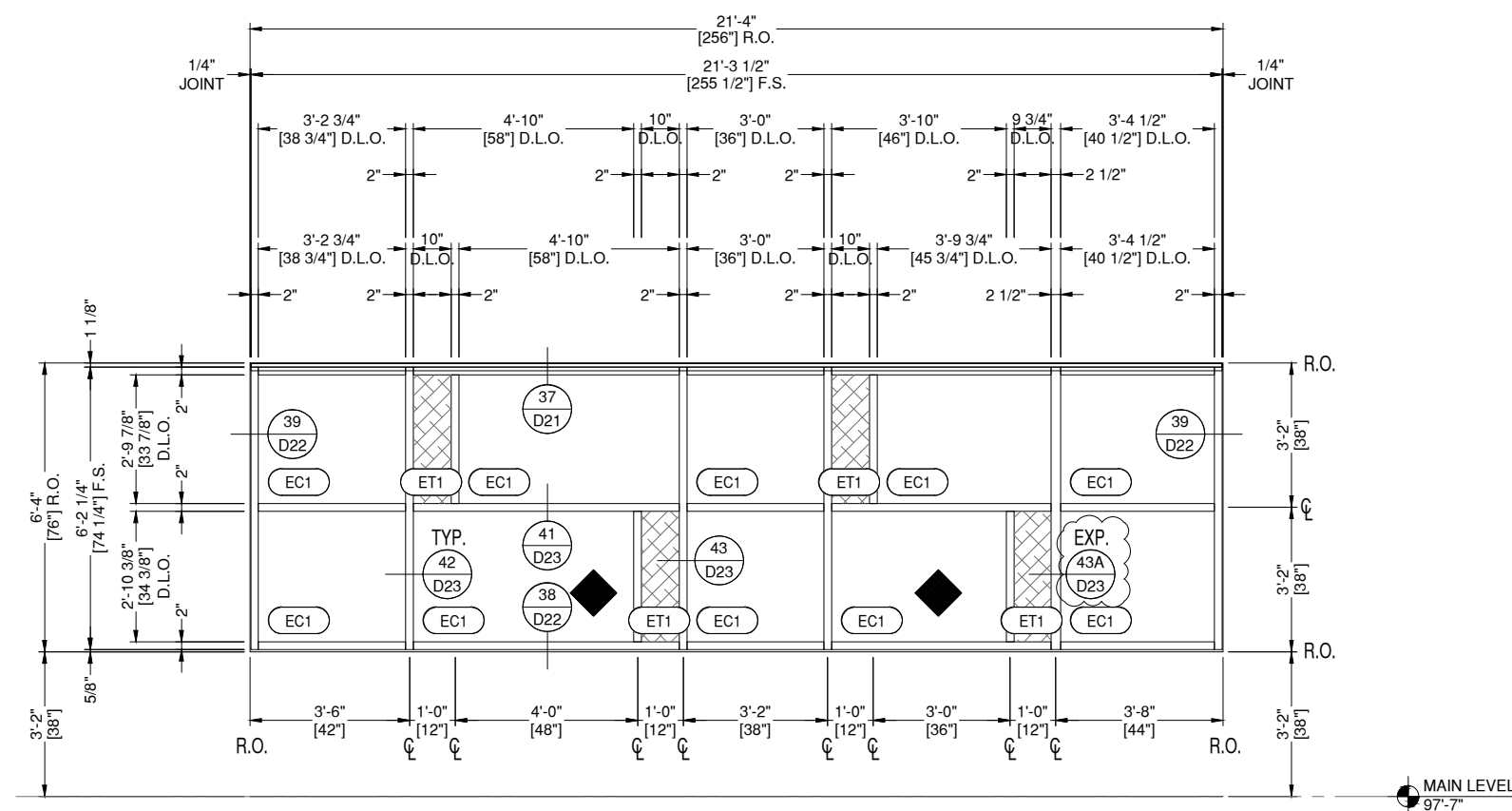
P: 248.522.7096  
F: 248.522.7030

## ARCHITECT:

WOLD ARCHITECTS AND ENGINEERS

332 MINNESOTA STREET, SUITE W2000  
SAINT PAUL, MN 55101  
PH: 651.227.7773

## STAMP AREA:



**SF4** SF ELEVATION SF4

**E14** DRAWING SCALE  
24x36: 1/2" = 1'-0"  
11x17: 1/4" = 1'-0"

THUS REQ'D: 6  
OPP REQ'D: 0  
TOTAL REQ'D: 6

ARCH. REF.  
SF4/A2.901

TUBELITE TU14000 SERIES SF  
FINISH: BLACK ANODIZED

◆ LOCATE THE CENTER LINE OF THE  
SETTING BLOCKS 6" FROM THE VERTICALS

MOST RECENT REVISION 0	DATE 12.16.2025
---------------------------	--------------------

PROJECT NUMBER:  
**25-132E**

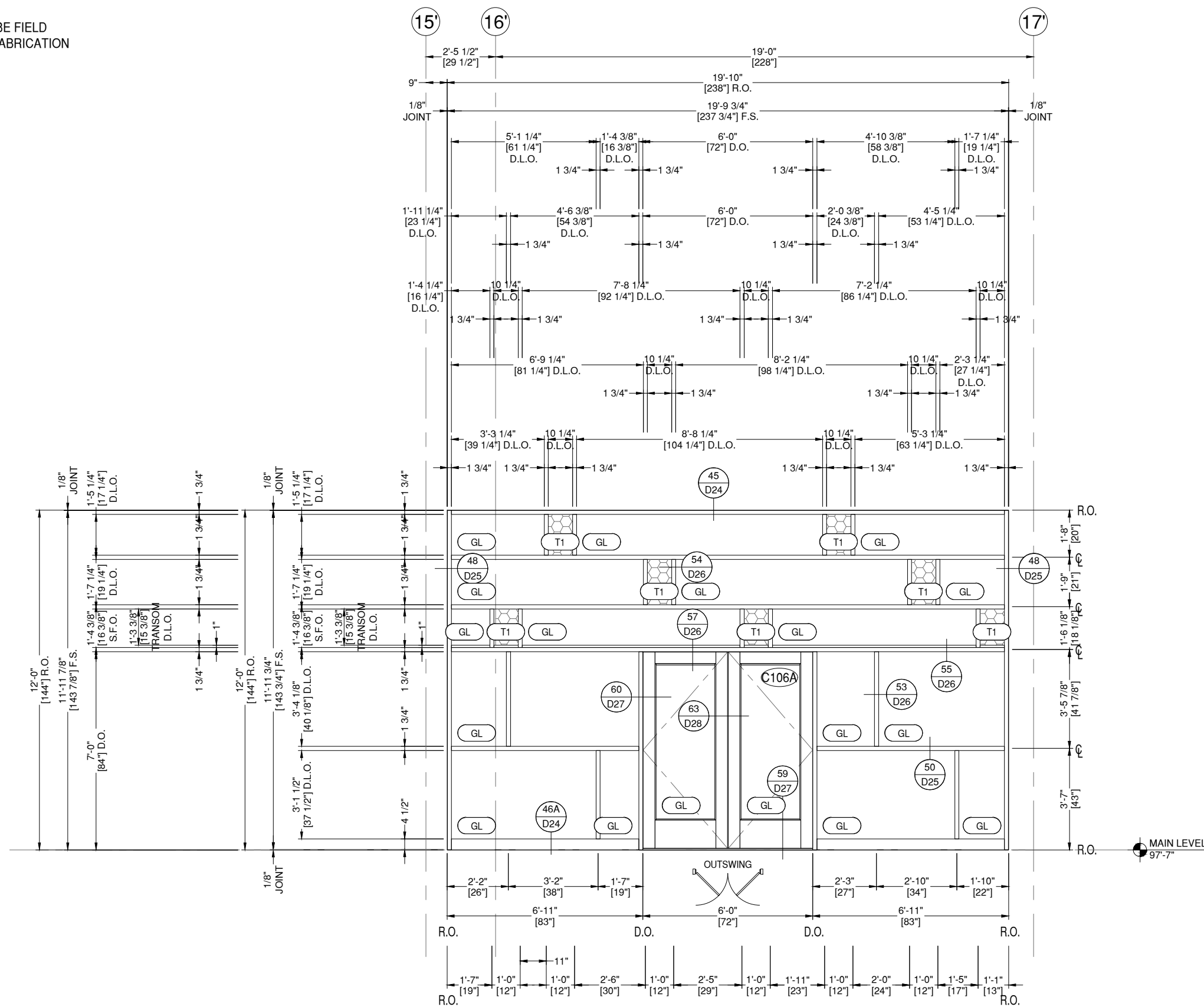
PROJECT NAME:  
**CUMBERLAND  
HIGH SCHOOL**

SHEET DESCRIPTION:  
**ELEVATIONS**

SHEET:  
**E14**



NOTE:  
ALL DIMENSIONS TO BE FIELD  
VERIFIED PRIOR TO FABRICATION



SF6 SF ELEVATION SF6  
E16

DRAWING SCALE  
24x36: 1/2" = 1'-0"  
11x17: 1/4" = 1'-0"

THUS REQ'D: 1	ARCH. REF.	HW SET:
OPP REQ'D: 0	SF6/A2.901	64
TOTAL REQ'D: 1		

TUBELITE E4500 SERIES SF  
TUBELITE STANDARD WIDE STILE  
FINISH: BLACK ANODIZED

# GLAZING CONTRACTOR

999 STREET, ST  
CITY, STATE 99999  
PH: 999.999.9999

**MP** drafting  
& design

www.MPDRAFTING.com

P: 248.522.7096  
F: 248.522.7030

## ARCHITECT:

WOLD ARCHITECTS AND ENGINEERS

332 MINNESOTA STREET, SUITE W2000  
SAINT PAUL, MN 55101  
PH: 651.227.7773

## STAMP AREA:

MOST RECENT REVISION 0	DATE 12.16.2025
---------------------------	--------------------

PROJECT NUMBER:  
**25-132E**

PROJECT NAME:  
**CUMBERLAND  
HIGH SCHOOL**

SHEET DESCRIPTION:  
**ELEVATIONS**

SHEET:  
**E16**

NOTE:  
ALL DIMENSIONS TO BE FIELD  
VERIFIED PRIOR TO FABRICATION

# GLAZING CONTRACTOR

999 STREET, ST  
CITY, STATE 99999  
PH: 999.999.9999

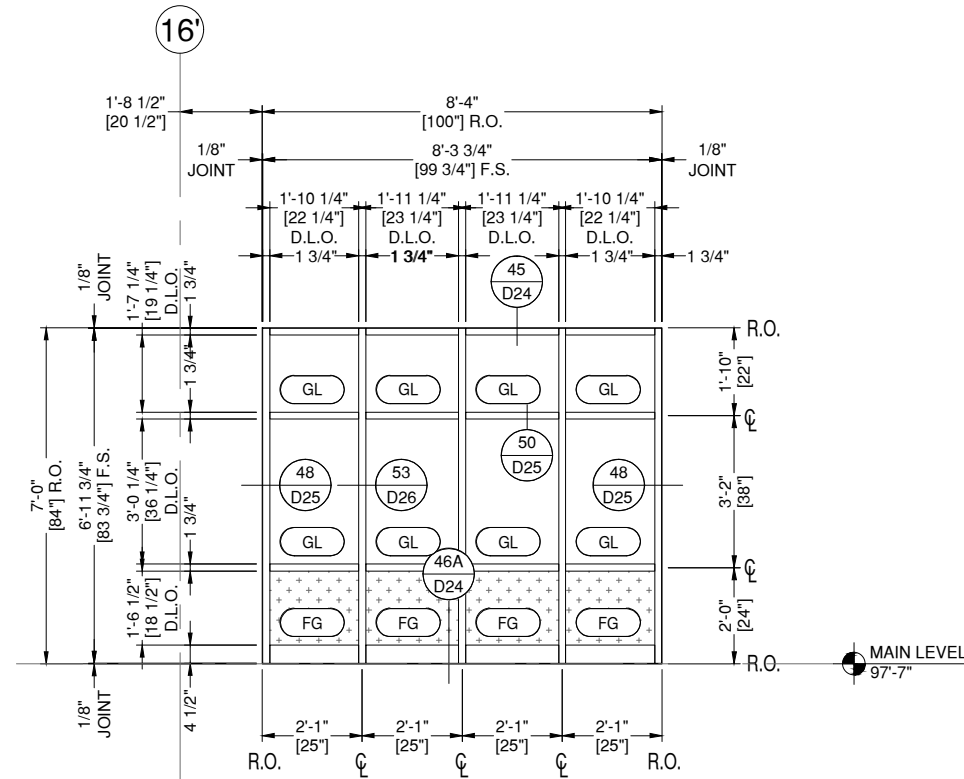


www.MPDRAFTING.com  
P: 248.522.7096  
F: 248.522.7030

## ARCHITECT:

WOLD ARCHITECTS AND ENGINEERS  
332 MINNESOTA STREET, SUITE W2000  
SAINT PAUL, MN 55101  
PH: 651.227.7773

## STAMP AREA:



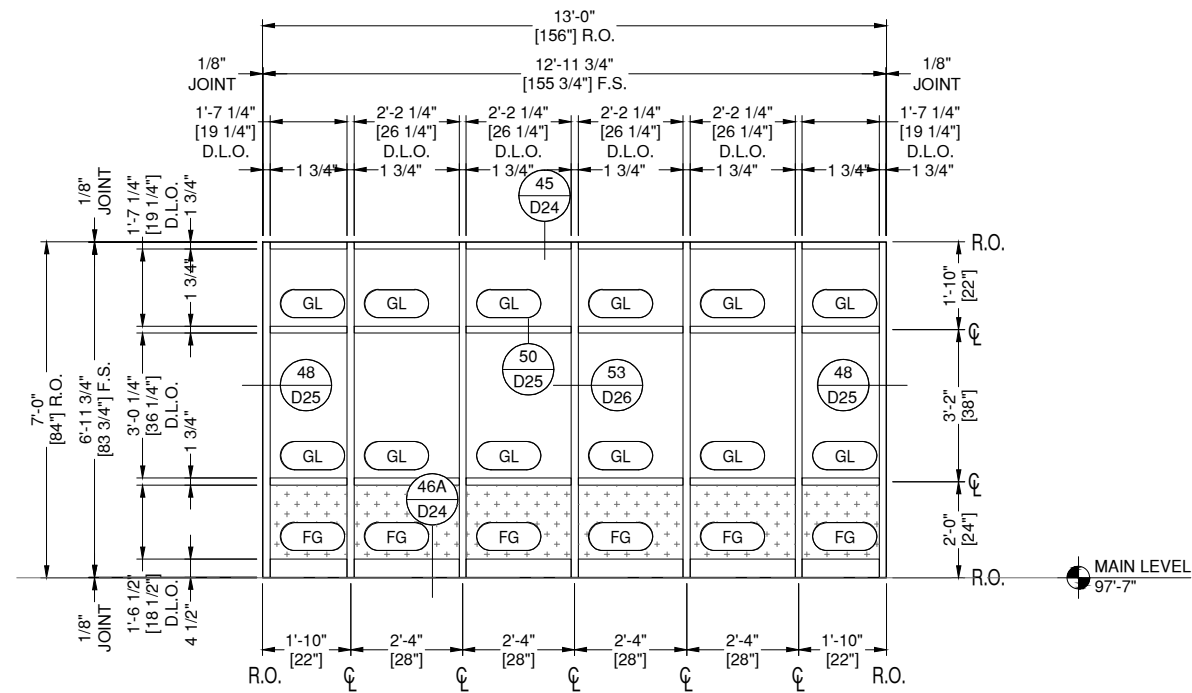
**SF7** SF ELEVATION SF7  
**E17** DRAWING SCALE

24x36: 1/2" = 1'-0"  
11x17: 1/4" = 1'-0"

THUS REQ'D: 1  
OPP REQ'D: 0  
TOTAL REQ'D: 1

ARCH. REF.  
SF7/A2.901

TUBELITE E4500 SERIES SF  
FINISH: BLACK ANODIZED



**SF8** SF ELEVATION SF8  
**E17** DRAWING SCALE

24x36: 1/2" = 1'-0"  
11x17: 1/4" = 1'-0"

THUS REQ'D: 6  
OPP REQ'D: 0  
TOTAL REQ'D: 6

ARCH. REF.  
SF8/A2.901

TUBELITE E4500 SERIES SF  
FINISH: BLACK ANODIZED

MOST RECENT REVISION 0	DATE 12.16.2025
---------------------------	--------------------

PROJECT NUMBER:  
**25-132E**

PROJECT NAME:  
**CUMBERLAND  
HIGH SCHOOL**

SHEET DESCRIPTION:  
**ELEVATIONS**

SHEET:  
**E17**

NOTE:  
ALL DIMENSIONS TO BE FIELD  
VERIFIED PRIOR TO FABRICATION

# GLAZING CONTRACTOR

999 STREET, ST  
CITY, STATE 99999  
PH: 999.999.9999

**MP** drafting  
& design

www.MPDRAFTING.com

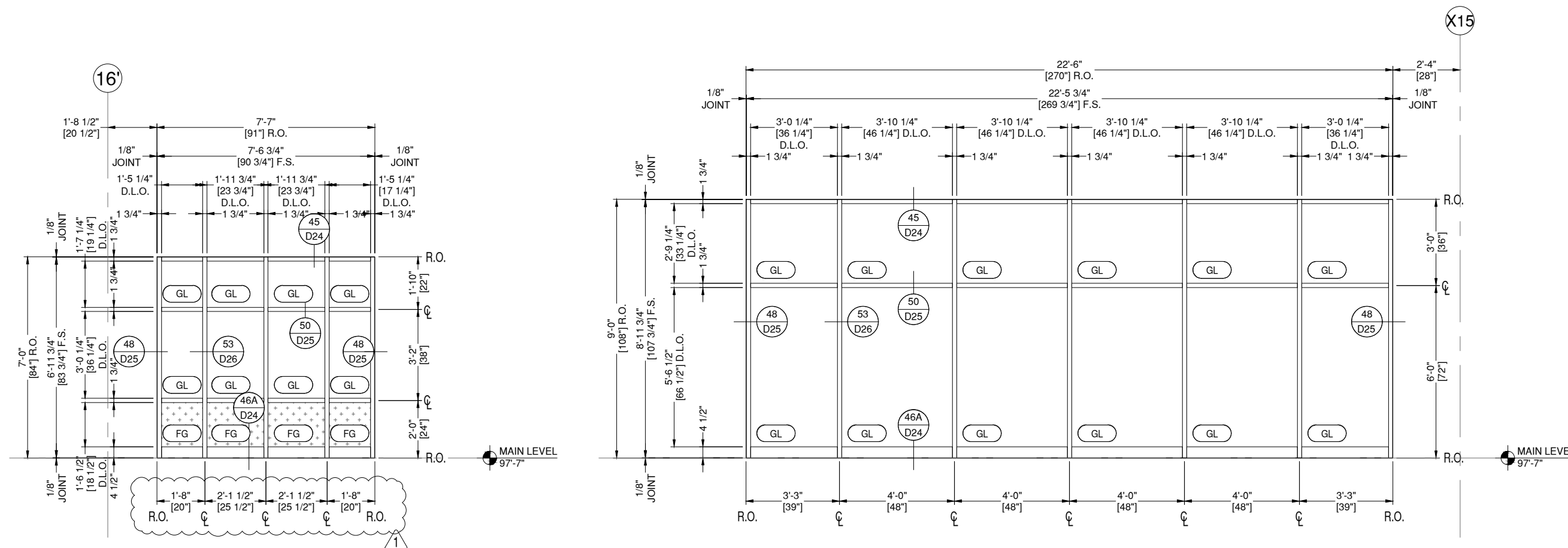
P: 248.522.7096  
F: 248.522.7030

## ARCHITECT:

WOLD ARCHITECTS AND ENGINEERS

332 MINNESOTA STREET, SUITE W2000  
SAINT PAUL, MN 55101  
PH: 651.227.7773

## STAMP AREA:



**SF9 SF ELEVATION SF9**  
**E18**

**DRAWING SCALE**  
24x36: 1/2" = 1'-0"  
11x17: 1/4" = 1'-0"

THUS REQ'D: 1  
OPP REQ'D: 0  
TOTAL REQ'D: 1  
ARCH. REF.  
SF9/A2.901

TUBELITE E4500 SERIES SF  
FINISH: BLACK ANODIZED

**SF10 SF ELEVATION SF10**  
**E18**

**DRAWING SCALE**  
24x36: 1/2" = 1'-0"  
11x17: 1/4" = 1'-0"

THUS REQ'D: 1  
OPP REQ'D: 0  
TOTAL REQ'D: 1  
ARCH. REF.  
SF10/A2.901

TUBELITE E4500 SERIES SF  
FINISH: BLACK ANODIZED

MOST RECENT REVISION: 0  
DATE: 12.16.2025

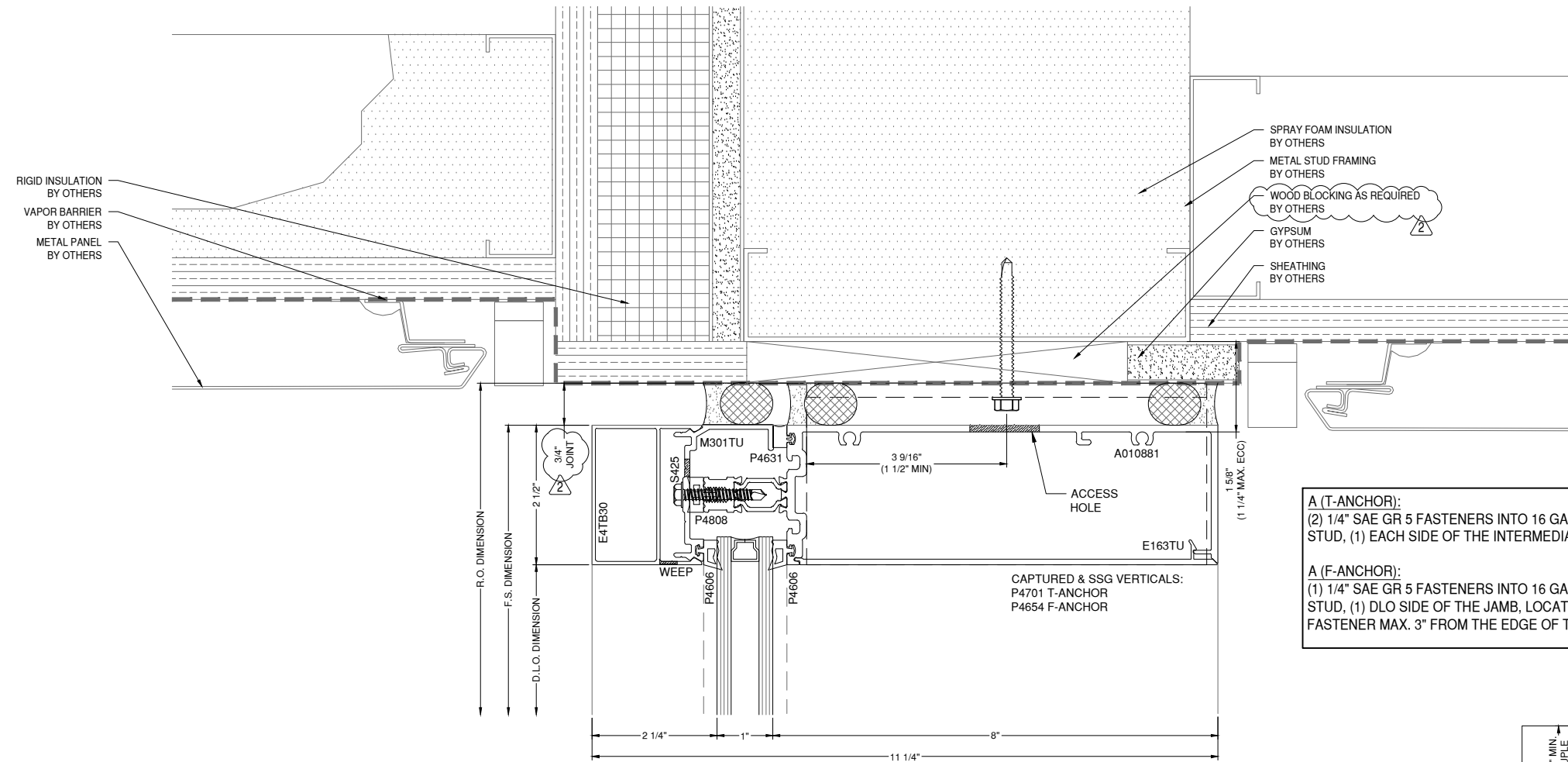
PROJECT NUMBER:  
**25-132E**

PROJECT NAME:  
**CUMBERLAND  
HIGH SCHOOL**

SHEET DESCRIPTION:  
**ELEVATIONS**

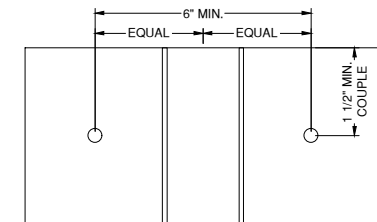
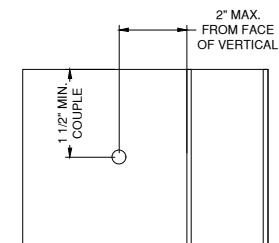
SHEET:  
**E18**

NOTE:  
ALL DIMENSIONS TO BE FIELD  
VERIFIED PRIOR TO FABRICATION



**A (T-ANCHOR):**  
 (2) 1/4" SAE GR 5 FASTENERS INTO 16 GA MIN STEEL STUD, (1) EACH SIDE OF THE INTERMEDIATE

**A (F-ANCHOR):**  
 (1) 1/4" SAE GR 5 FASTENERS INTO 16 GA MIN STEEL STUD, (1) DLO SIDE OF THE JAMB, LOCATE FIRST FASTENER MAX. 3" FROM THE EDGE OF THE VERTICAL



1 FS HEAD DETAIL 400TU  
 D1 AS 505 DRAWING SCALE  
 24x36: 3/4:1  
 11x17: 3/8:1

# GLAZING CONTRACTOR

999 STREET, ST  
 CITY, STATE 99999  
 PH: 999.999.9999



www.MPDRAFTING.com  
 P: 248.522.7096  
 F: 248.522.7030

## ARCHITECT:

WOLD ARCHITECTS AND ENGINEERS  
 332 MINNESOTA STREET, SUITE W2000  
 SAINT PAUL, MN 55101  
 PH: 651.227.7773

## STAMP AREA:

MOST RECENT REVISION 0	DATE 12.16.2025
---------------------------	--------------------

PROJECT NUMBER:  
**25-132E**

PROJECT NAME:  
**CUMBERLAND HIGH SCHOOL**

SHEET DESCRIPTION:  
**DETAILS**

SHEET:  
**D1**

NOTE:  
ALL DIMENSIONS TO BE FIELD  
VERIFIED PRIOR TO FABRICATION

# GLAZING CONTRACTOR

999 STREET, ST  
CITY, STATE 99999  
PH: 999.999.9999

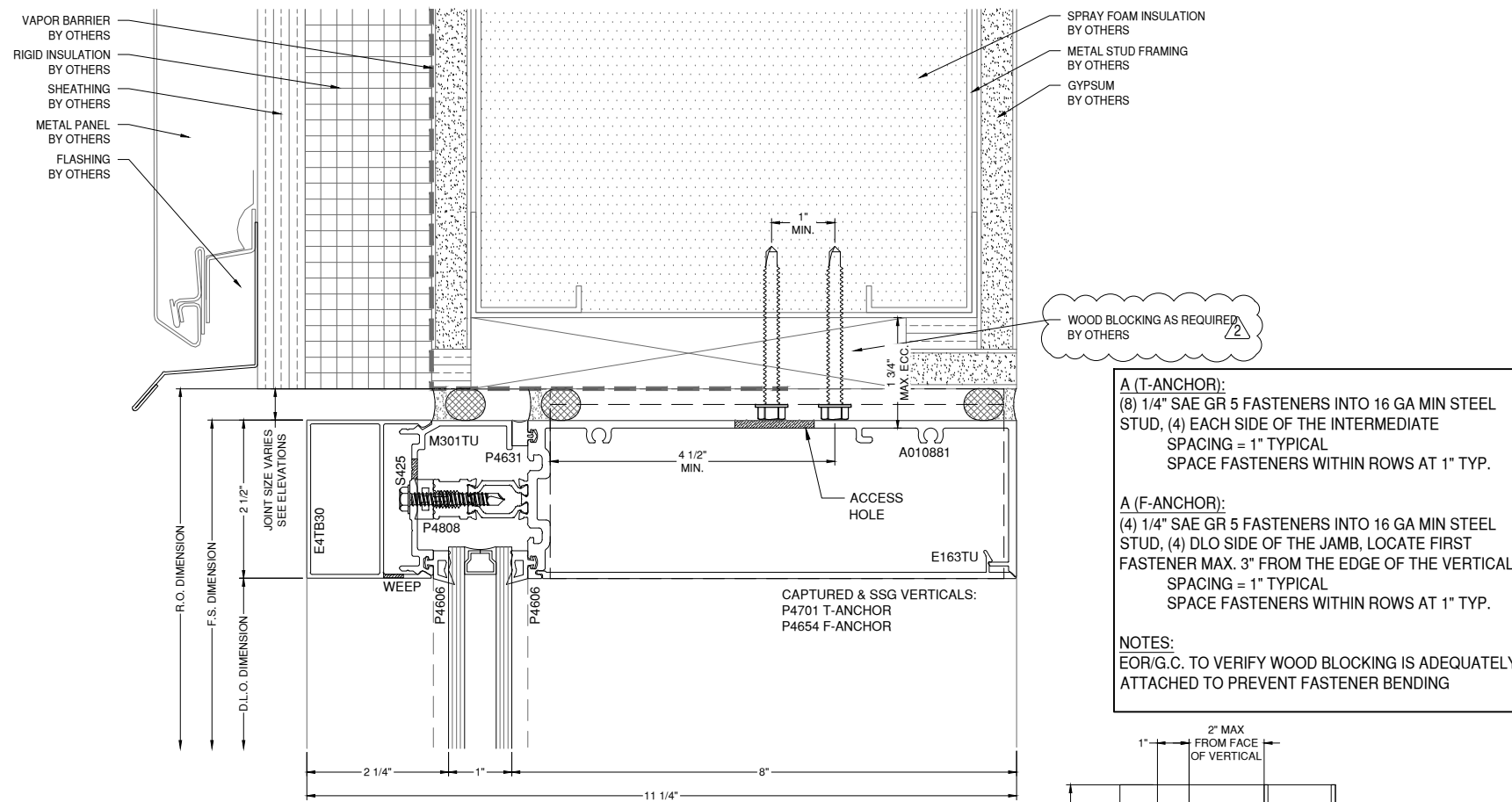


www.MPDRAFTING.com  
P: 248.522.7096  
F: 248.522.7030

## ARCHITECT:

WOLD ARCHITECTS AND ENGINEERS  
332 MINNESOTA STREET, SUITE W2000  
SAINT PAUL, MN 55101  
PH: 651.227.7773

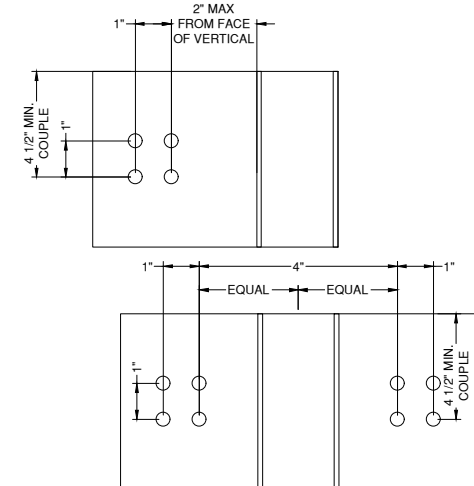
## STAMP AREA:



**A (T-ANCHOR):**  
(8) 1/4" SAE GR 5 FASTENERS INTO 16 GA MIN STEEL STUD, (4) EACH SIDE OF THE INTERMEDIATE SPACING = 1" TYPICAL SPACE FASTENERS WITHIN ROWS AT 1" TYP.

**A (F-ANCHOR):**  
(4) 1/4" SAE GR 5 FASTENERS INTO 16 GA MIN STEEL STUD, (4) DLO SIDE OF THE JAMB, LOCATE FIRST FASTENER MAX. 3" FROM THE EDGE OF THE VERTICAL SPACING = 1" TYPICAL SPACE FASTENERS WITHIN ROWS AT 1" TYP.

**NOTES:**  
EOR/G.C. TO VERIFY WOOD BLOCKING IS ADEQUATELY ATTACHED TO PREVENT FASTENER BENDING



2 C4 HEAD DETAIL 400TU  
D2 A5.604  
DRAWING SCALE  
24x36: 3/4:1  
11x17: 3/8:1

MOST RECENT REVISION 0 DATE 12.16.2025

PROJECT NUMBER:  
25-132E

PROJECT NAME:  
CUMBERLAND HIGH SCHOOL

SHEET DESCRIPTION:  
DETAILS

SHEET:  
D2

NOTE:  
ALL DIMENSIONS TO BE FIELD  
VERIFIED PRIOR TO FABRICATION

# GLAZING CONTRACTOR

999 STREET, ST  
CITY, STATE 99999  
PH: 999.999.9999

**MP** drafting  
& design

www.MPDRAFTING.com  
P: 248.522.7096  
F: 248.522.7030

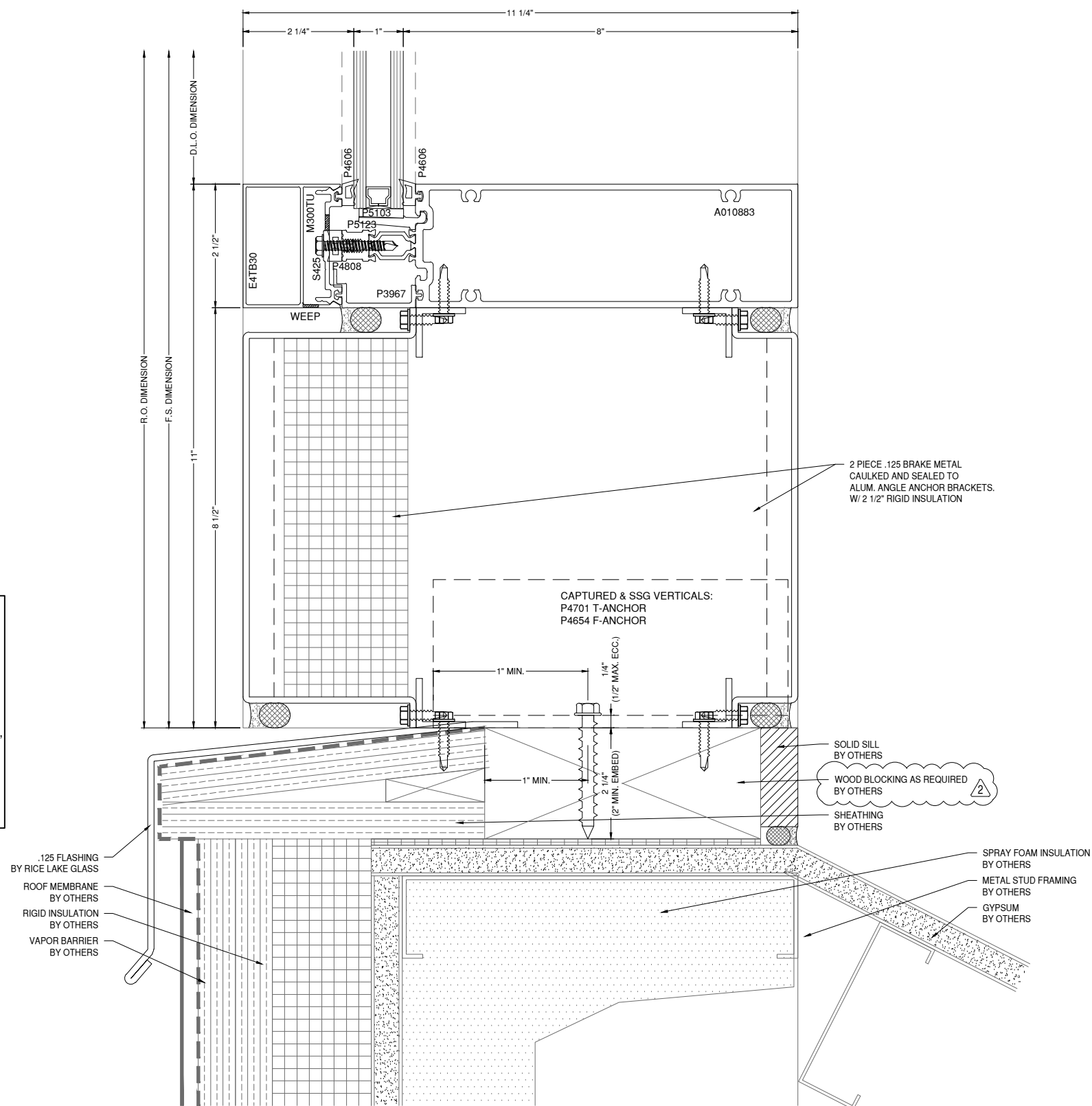
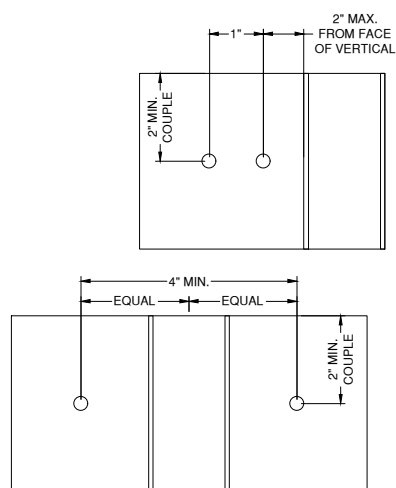
## ARCHITECT:

WOLD ARCHITECTS AND ENGINEERS  
332 MINNESOTA STREET, SUITE W2000  
SAINT PAUL, MN 55101  
PH: 651.227.7773

## STAMP AREA:

**A (T-ANCHOR):**  
(2) #14 WOOD SCREWS, (1) EACH SIDE OF INTERMEDIATE MULLION  
SPACING = 1" TYPICAL  
PENETRATION = 2"  
EDGE = 1" MIN

**A (F-ANCHOR):**  
(2) #14 WOOD SCREWS, (2) DLO SIDE OF JAMB MULLION, LOCATE FIRST FASTENER MAX. 3" FROM THE EDGE OF THE VERTICAL  
SPACING = 1" TYPICAL  
PENETRATION = 2"  
EDGE = 1" MIN



**3** CS **SILL DETAIL**  
D3 A5.505 **DRAWING SCALE** 400TU  
24x36: 3/4:1  
11x17: 3/8:1

MOST RECENT REVISION	DATE
0	12.16.2025

PROJECT NUMBER:  
**25-132E**

PROJECT NAME:  
**CUMBERLAND  
HIGH SCHOOL**

SHEET DESCRIPTION:  
**DETAILS**

SHEET:  
**D3**

NOTE:  
ALL DIMENSIONS TO BE FIELD  
VERIFIED PRIOR TO FABRICATION

# GLAZING CONTRACTOR

999 STREET, ST  
CITY, STATE 99999  
PH: 999.999.9999



www.MPDRAFTING.com  
P: 248.522.7096  
F: 248.522.7030

## ARCHITECT:

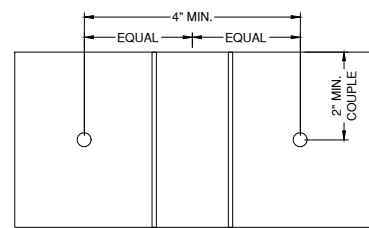
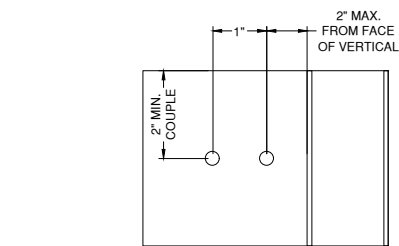
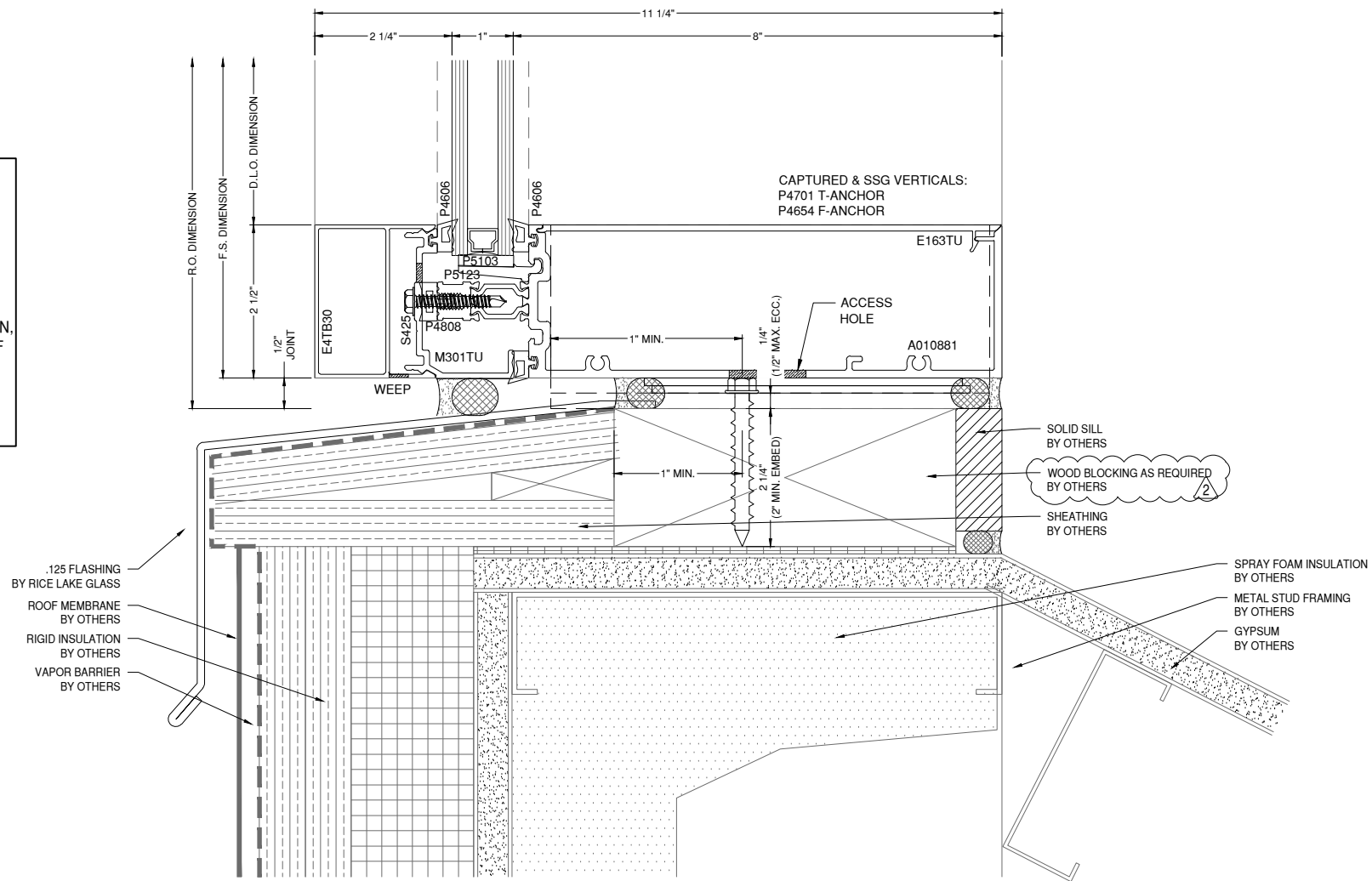
WOLD ARCHITECTS AND ENGINEERS  
332 MINNESOTA STREET, SUITE W2000  
SAINT PAUL, MN 55101  
PH: 651.227.7773

## STAMP AREA:

**SILL DETAIL**  
DRAWING SCALE  
24x36: 3/4:1  
11x17: 3/8:1  
400TU

**A (T-ANCHOR):**  
(2) #14 WOOD SCREWS, (1) EACH SIDE OF INTERMEDIATE MULLION  
SPACING = 1" TYPICAL  
PENETRATION = 2"  
EDGE = 1" MIN

**A (F-ANCHOR):**  
(2) #14 WOOD SCREWS, (2) DLO SIDE OF JAMB MULLION, LOCATE FIRST FASTENER MAX. 3" FROM THE EDGE OF THE VERTICAL  
SPACING = 1" TYPICAL  
PENETRATION = 2"  
EDGE = 1" MIN



MOST RECENT REVISION 0	DATE 12.16.2025
---------------------------	--------------------

PROJECT NUMBER:  
**25-132E**

PROJECT NAME:  
**CUMBERLAND  
HIGH SCHOOL**

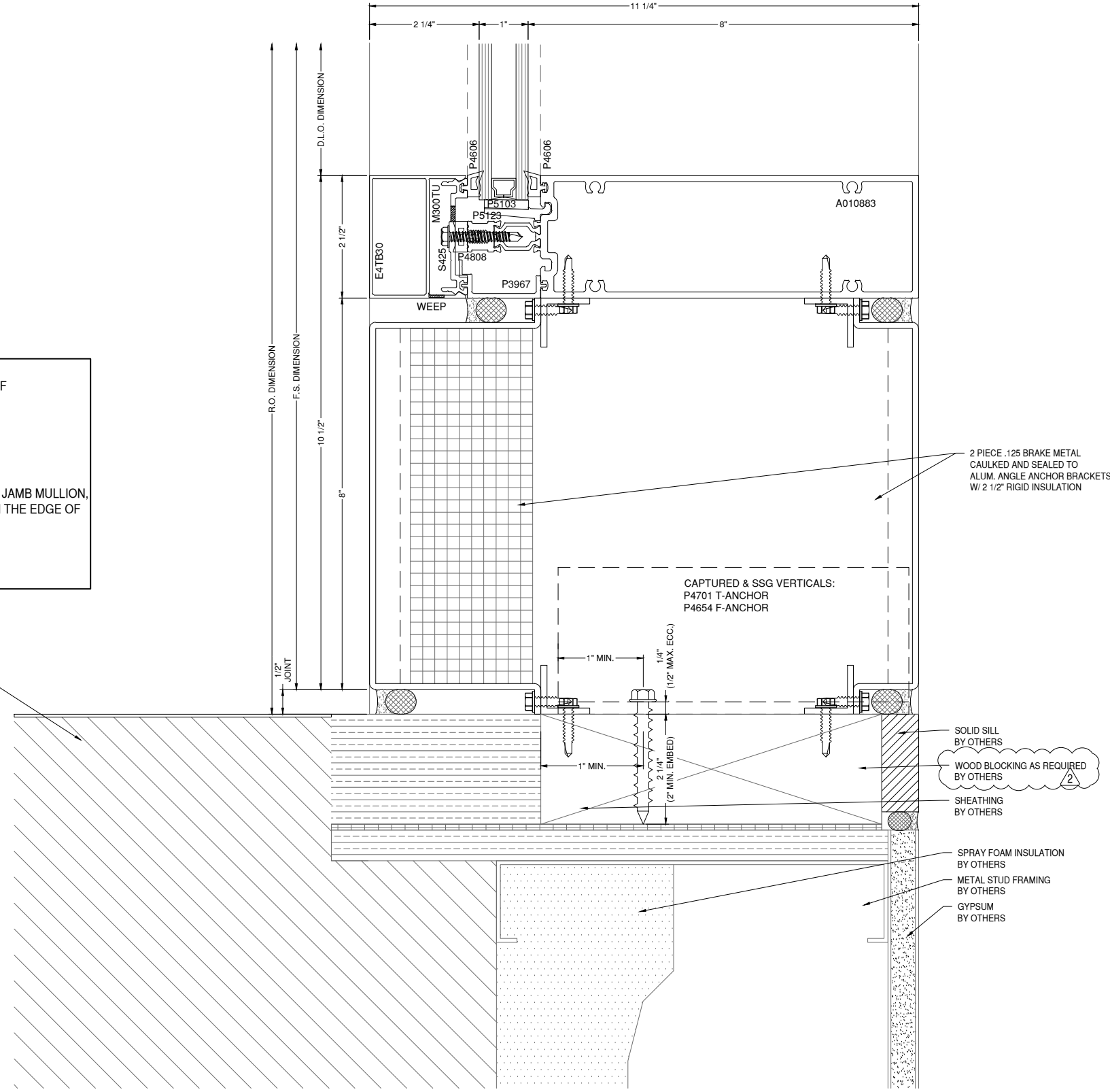
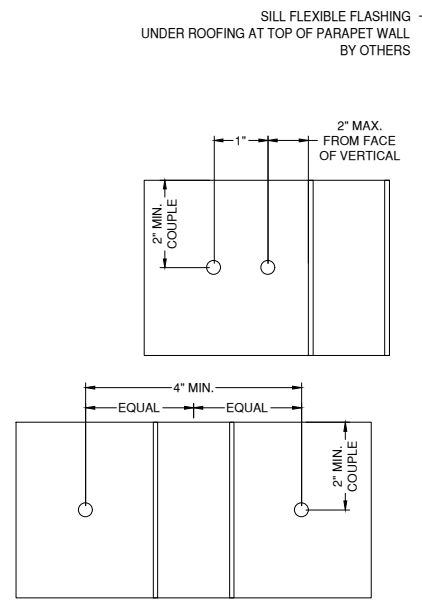
SHEET DESCRIPTION:  
**DETAILS**

SHEET:  
**D4**

NOTE:  
ALL DIMENSIONS TO BE FIELD  
VERIFIED PRIOR TO FABRICATION

**A (T-ANCHOR):**  
(2) #14 WOOD SCREWS, (1) EACH SIDE OF INTERMEDIATE MULLION  
SPACING = 1" TYPICAL  
PENETRATION = 2"  
EDGE = 1" MIN

**A (F-ANCHOR):**  
(2) #14 WOOD SCREWS, (2) DLO SIDE OF JAMB MULLION, LOCATE FIRST FASTENER MAX. 3" FROM THE EDGE OF THE VERTICAL  
SPACING = 1" TYPICAL  
PENETRATION = 2"  
EDGE = 1" MIN



5 C1 SILL DETAIL 400TU  
DRAWING SCALE  
24x36: 3/4:1  
11x17: 3/8:1

# GLAZING CONTRACTOR

999 STREET, ST  
CITY, STATE 99999  
PH: 999.999.9999

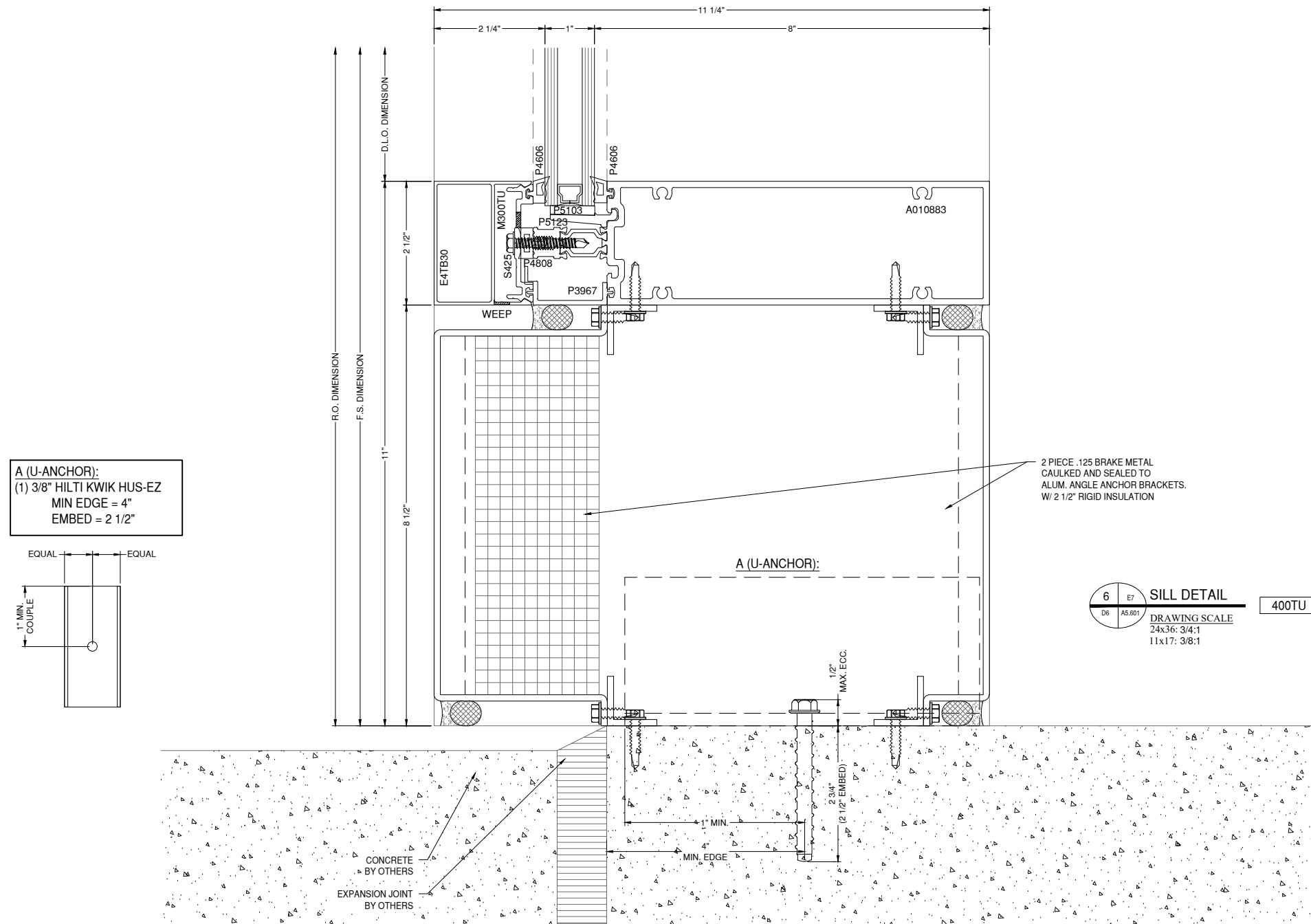
**MP drafting & design**  
www.MPDRAFTING.com  
P: 248.522.7096  
F: 248.522.7030

**ARCHITECT:**  
WOLD ARCHITECTS AND ENGINEERS  
332 MINNESOTA STREET, SUITE W2000  
SAINT PAUL, MN 55101  
PH: 651.227.7773

**STAMP AREA:**

MOST RECENT REVISION 0	DATE 12.16.2025
PROJECT NUMBER: <b>25-132E</b>	
PROJECT NAME: <b>CUMBERLAND HIGH SCHOOL</b>	
SHEET DESCRIPTION: <b>DETAILS</b>	
SHEET: <b>D5</b>	

NOTE:  
ALL DIMENSIONS TO BE FIELD  
VERIFIED PRIOR TO FABRICATION



# GLAZING CONTRACTOR

999 STREET, ST  
CITY, STATE 99999  
PH: 999.999.9999



www.MPDRAFTING.com  
P: 248.522.7096  
F: 248.522.7030

## ARCHITECT:

WOLD ARCHITECTS AND ENGINEERS  
332 MINNESOTA STREET, SUITE W2000  
SAINT PAUL, MN 55101  
PH: 651.227.7773

## STAMP AREA:

MOST RECENT REVISION 0	DATE 12.16.2025
---------------------------	--------------------

PROJECT NUMBER:  
**25-132E**

PROJECT NAME:  
**CUMBERLAND  
HIGH SCHOOL**

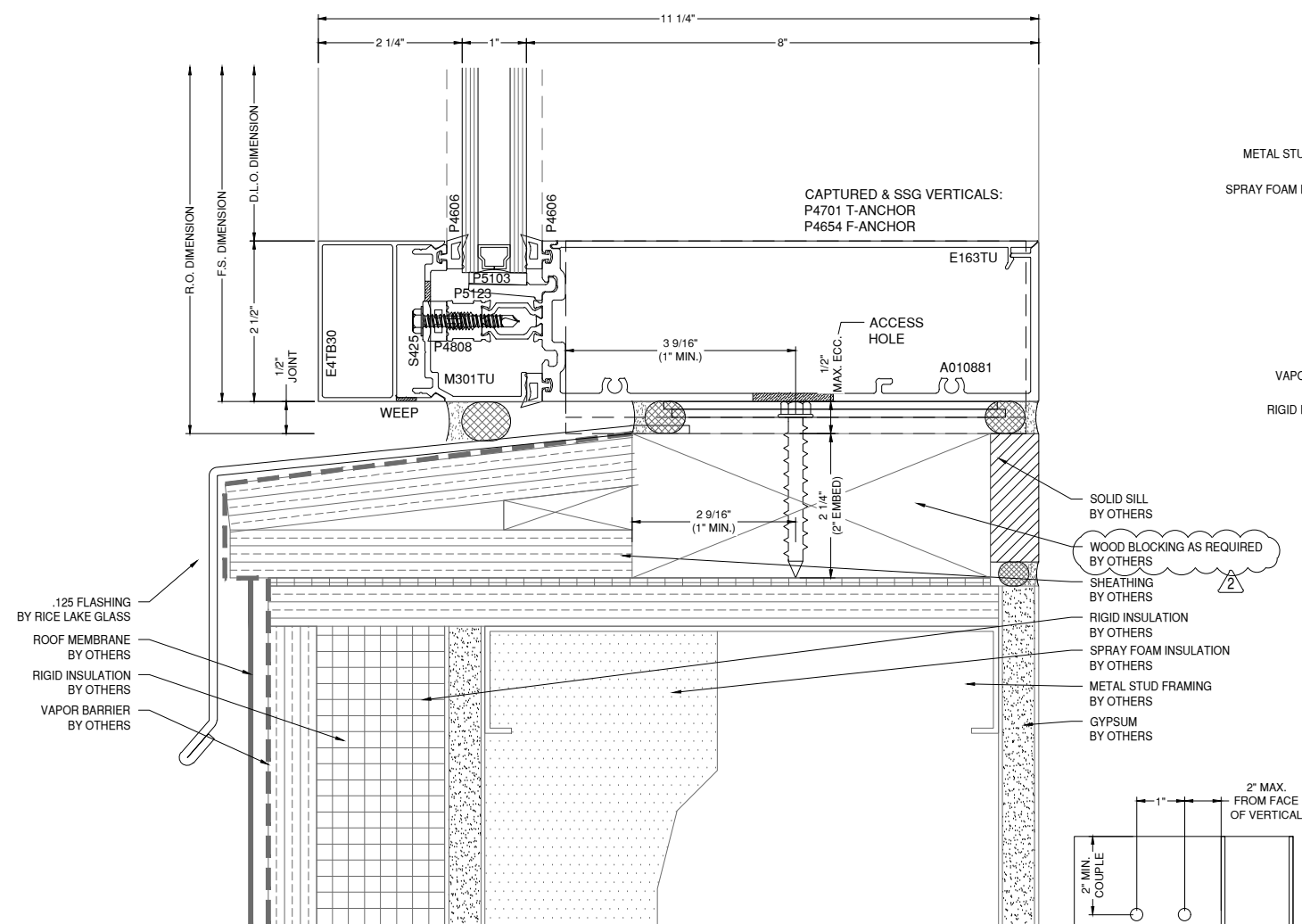
SHEET DESCRIPTION:  
**DETAILS**

SHEET:  
**D6**



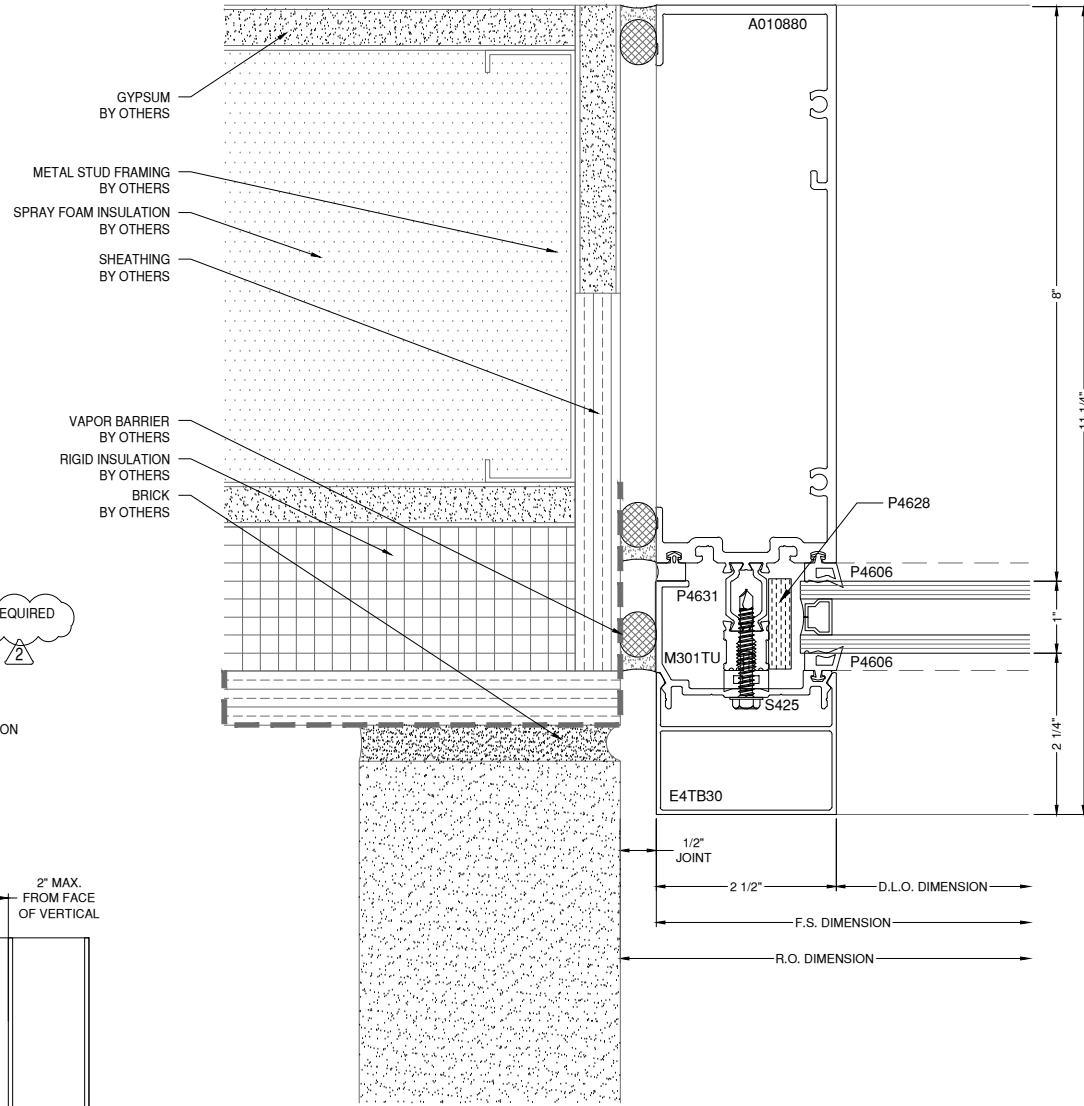
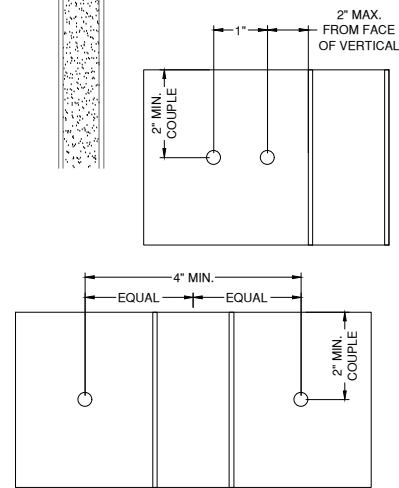
NOTE:  
ALL DIMENSIONS TO BE FIELD  
VERIFIED PRIOR TO FABRICATION

8 F2 SILL DETAIL 400TU  
DB A5.505 DRAWING SCALE 24x36: 3/4:1 11x17: 3/8:1



**A (T-ANCHOR):**  
(2) #14 WOOD SCREWS, (1) EACH SIDE OF INTERMEDIATE MULLION  
SPACING = 1" TYPICAL  
PENETRATION = 2"  
EDGE = 1" MIN

**A (F-ANCHOR):**  
(2) #14 WOOD SCREWS, (2) DLO SIDE OF JAMB MULLION, LOCATE FIRST FASTENER MAX. 3" FROM THE EDGE OF THE VERTICAL  
SPACING = 1" TYPICAL  
PENETRATION = 2"  
EDGE = 1" MIN



9 E4 JAMB DETAIL 400TU  
DB A5.504 DRAWING SCALE 24x36: 3/4:1 11x17: 3/8:1

# GLAZING CONTRACTOR

999 STREET, ST  
CITY, STATE 99999  
PH: 999.999.9999



www.MPDRAFTING.com  
P: 248.522.7096  
F: 248.522.7030

## ARCHITECT:

WOLD ARCHITECTS AND ENGINEERS  
332 MINNESOTA STREET, SUITE W2000  
SAINT PAUL, MN 55101  
PH: 651.227.7773

## STAMP AREA:

MOST RECENT REVISION 0 DATE 12.16.2025

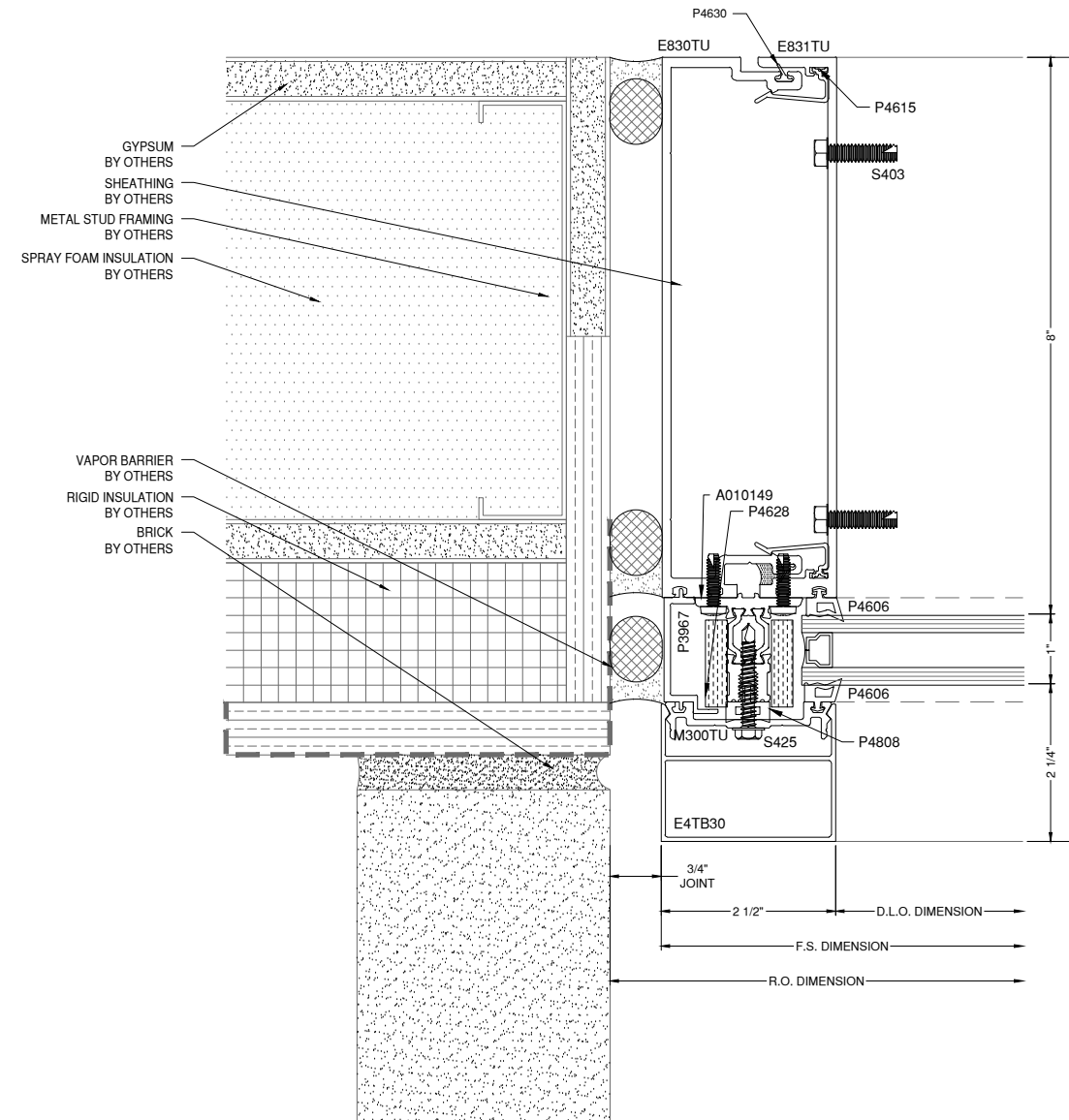
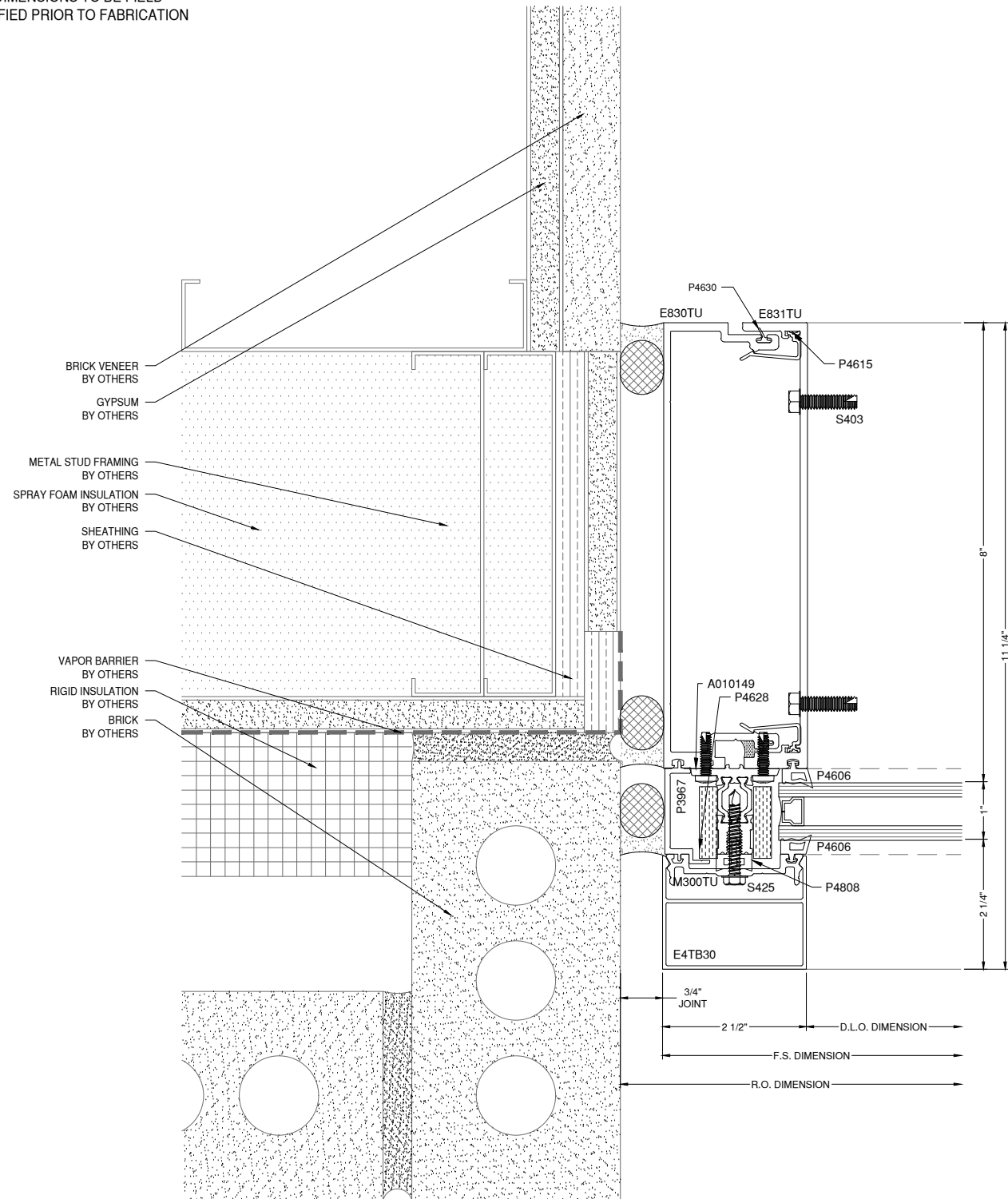
PROJECT NUMBER:  
25-132E

PROJECT NAME:  
CUMBERLAND  
HIGH SCHOOL

SHEET DESCRIPTION:  
DETAILS

SHEET:  
D8

NOTE:  
ALL DIMENSIONS TO BE FIELD  
VERIFIED PRIOR TO FABRICATION



10 F2 JAMB DETAIL 400TU  
D9 A5.604 DRAWING SCALE  
24x36: 3/4:1  
11x17: 3/8:1

11 E4 JAMB DETAIL 400TU  
D9 A5.604 DRAWING SCALE  
24x36: 3/4:1  
11x17: 3/8:1

# GLAZING CONTRACTOR

999 STREET, ST  
CITY, STATE 99999  
PH: 999.999.9999

**MP** drafting  
& design

www.MPDRAFTING.com  
P: 248.522.7096  
F: 248.522.7030

## ARCHITECT:

WOLD ARCHITECTS AND ENGINEERS  
332 MINNESOTA STREET, SUITE W2000  
SAINT PAUL, MN 55101  
PH: 651.227.7773

## STAMP AREA:

MOST RECENT REVISION 0	DATE 12.16.2025
---------------------------	--------------------

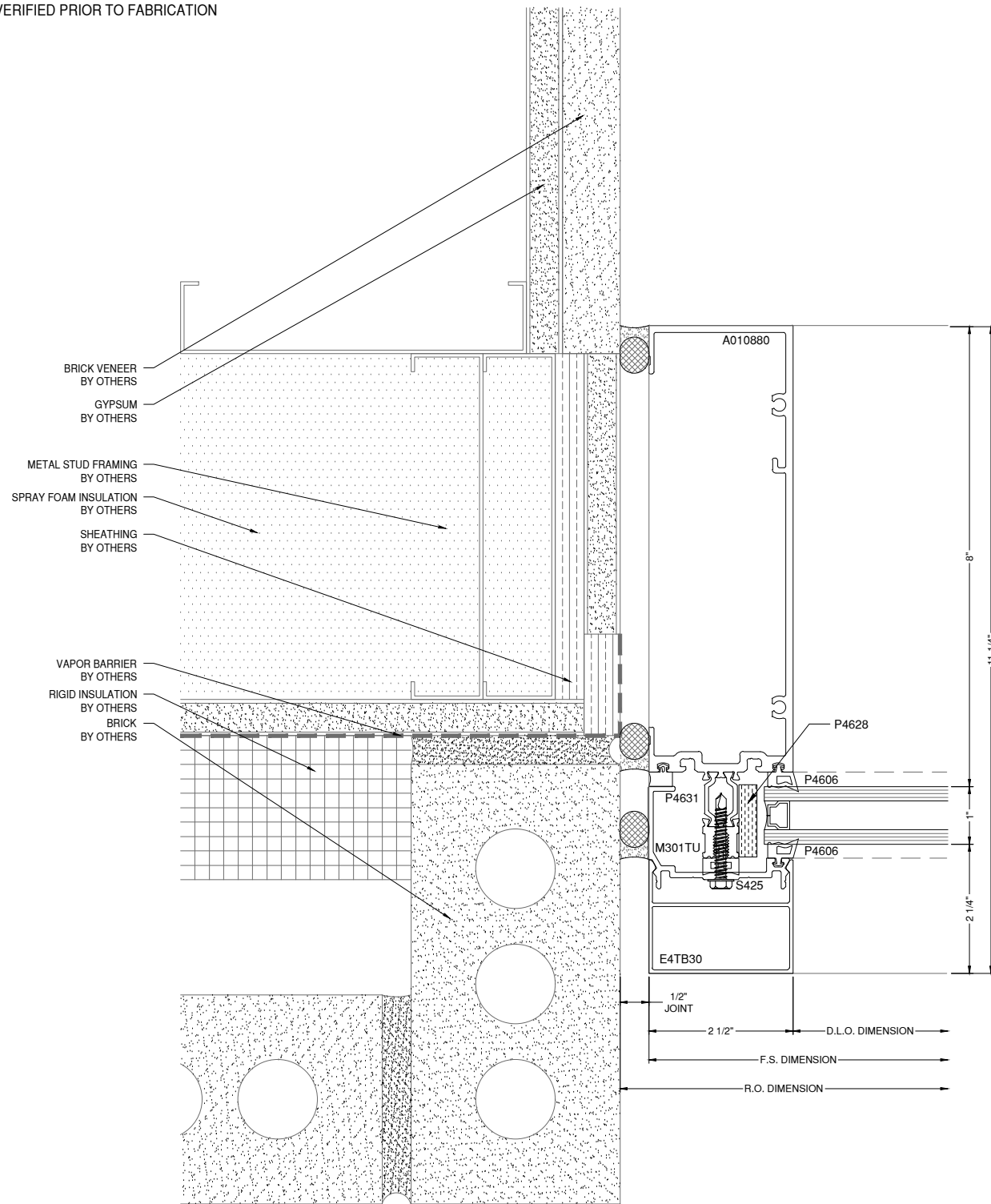
PROJECT NUMBER:  
**25-132E**

PROJECT NAME:  
**CUMBERLAND  
HIGH SCHOOL**

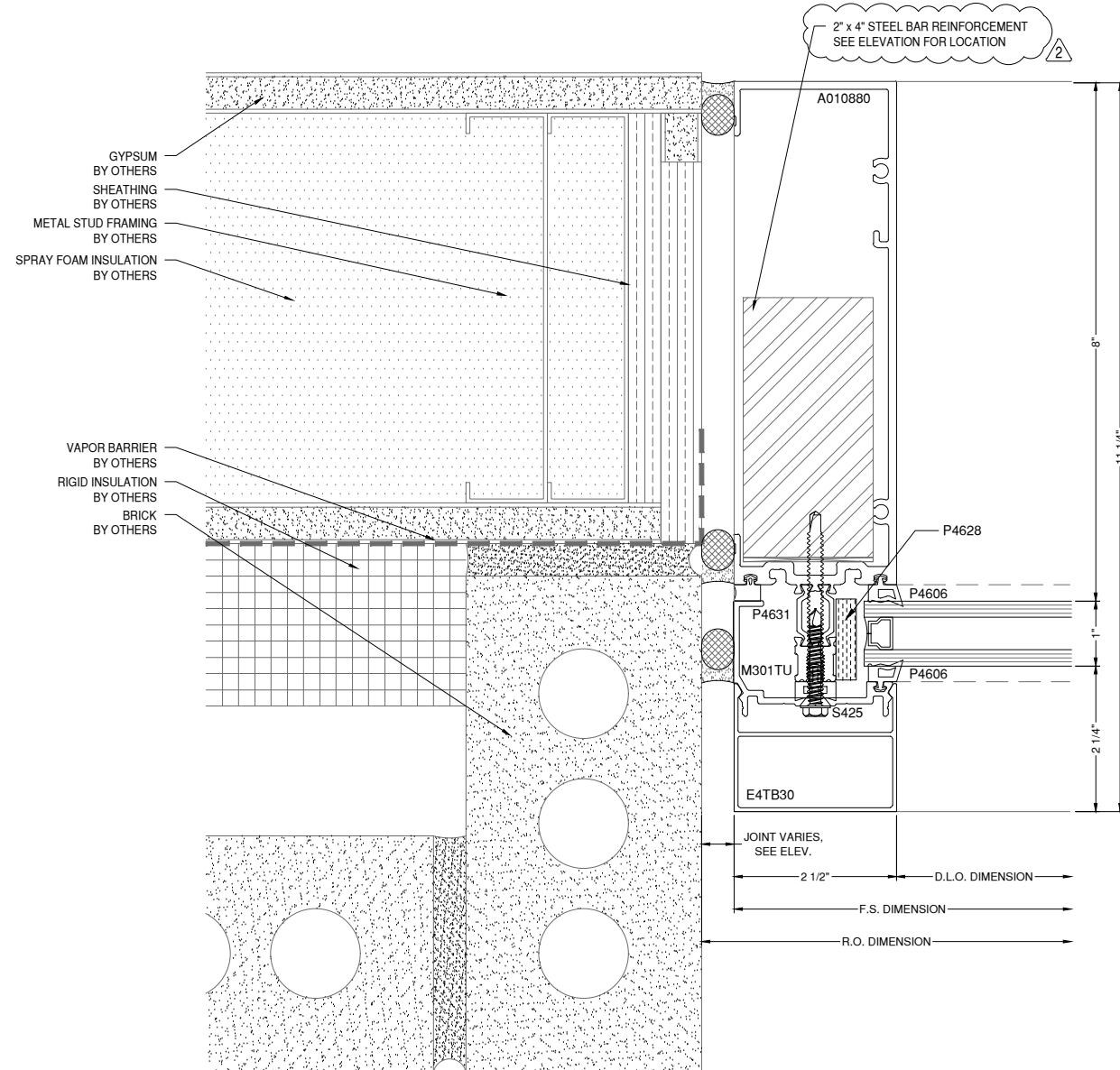
SHEET DESCRIPTION:  
**DETAILS**

SHEET:  
**D9**

NOTE:  
ALL DIMENSIONS TO BE FIELD  
VERIFIED PRIOR TO FABRICATION



12 F2 JAMB DETAIL  
D10 A5.804 DRAWING SCALE  
24x36: 3/4:1  
11x17: 3/8:1 400TU



13 D7 JAMB DETAIL  
D10 A5.604 DRAWING SCALE  
24x36: 3/4:1  
11x17: 3/8:1 400TU

# GLAZING CONTRACTOR

999 STREET, ST  
CITY, STATE 99999  
PH: 999.999.9999

**MP** drafting  
& design

www.MPDRAFTING.com  
P: 248.522.7096  
F: 248.522.7030

## ARCHITECT:

WOLD ARCHITECTS AND ENGINEERS  
332 MINNESOTA STREET, SUITE W2000  
SAINT PAUL, MN 55101  
PH: 651.227.7773

## STAMP AREA:

MOST RECENT REVISION 0	DATE 12.16.2025
---------------------------	--------------------

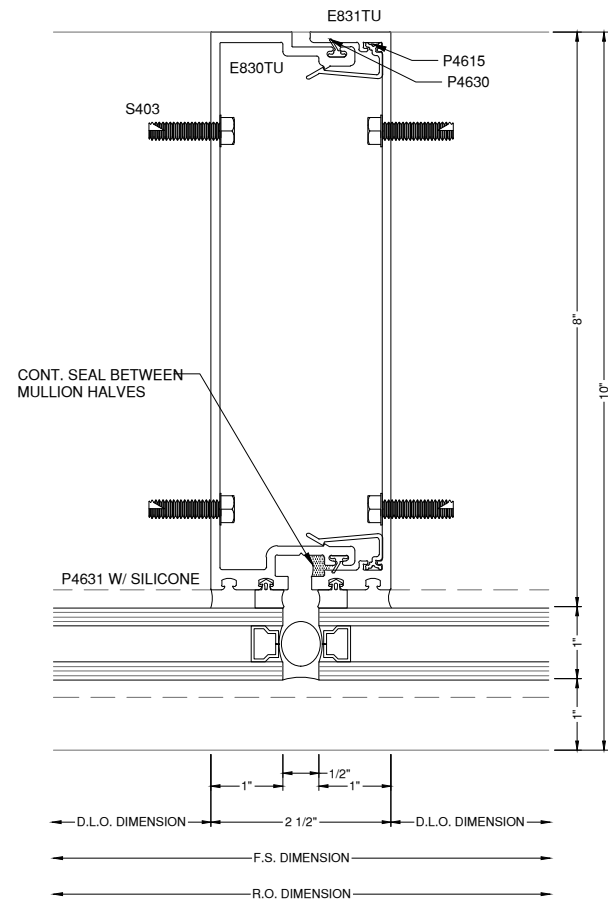
PROJECT NUMBER:  
**25-132E**

PROJECT NAME:  
**CUMBERLAND  
HIGH SCHOOL**

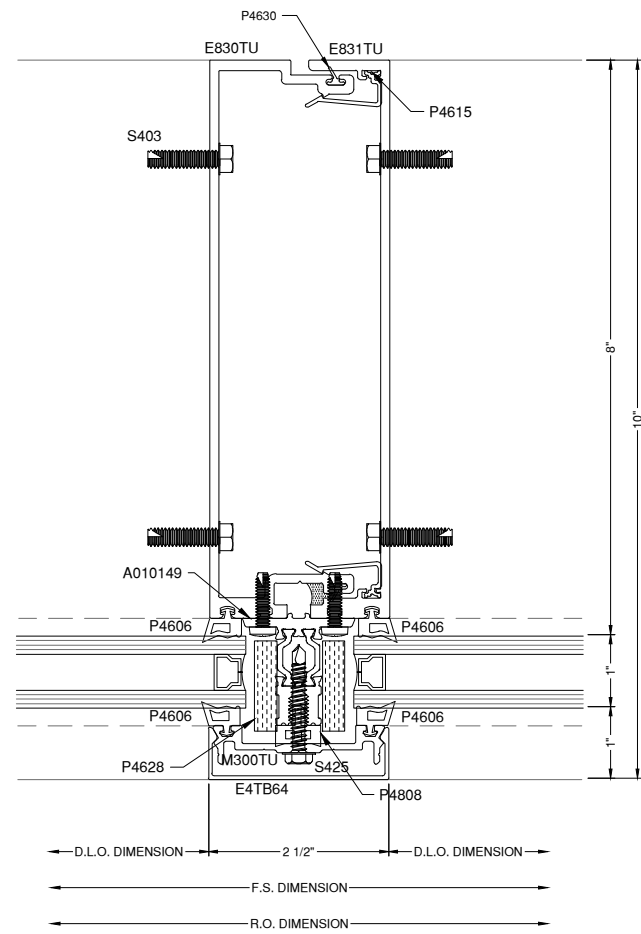
SHEET DESCRIPTION:  
**DETAILS**

SHEET:  
**D10**

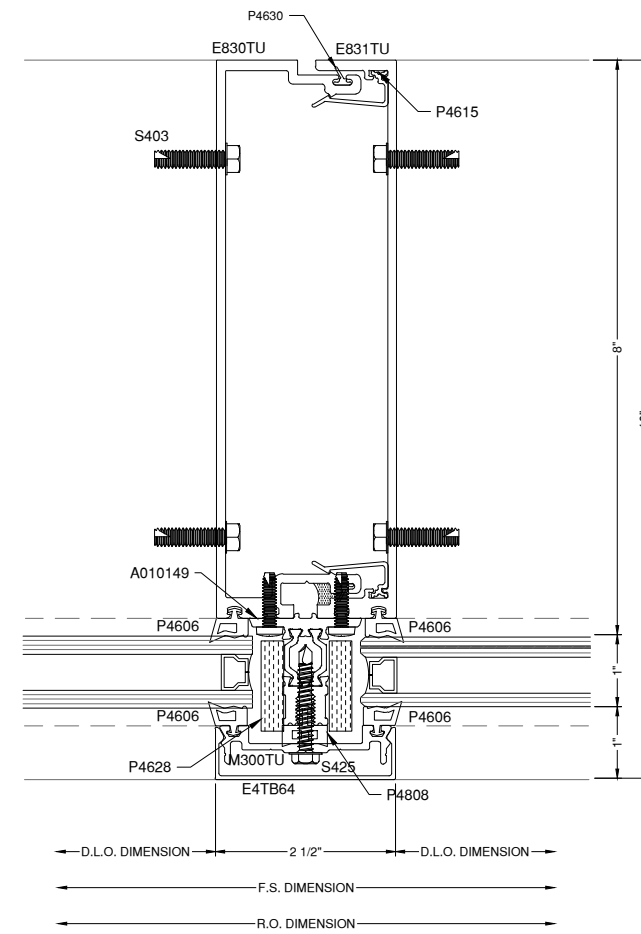
NOTE:  
ALL DIMENSIONS TO BE FIELD  
VERIFIED PRIOR TO FABRICATION



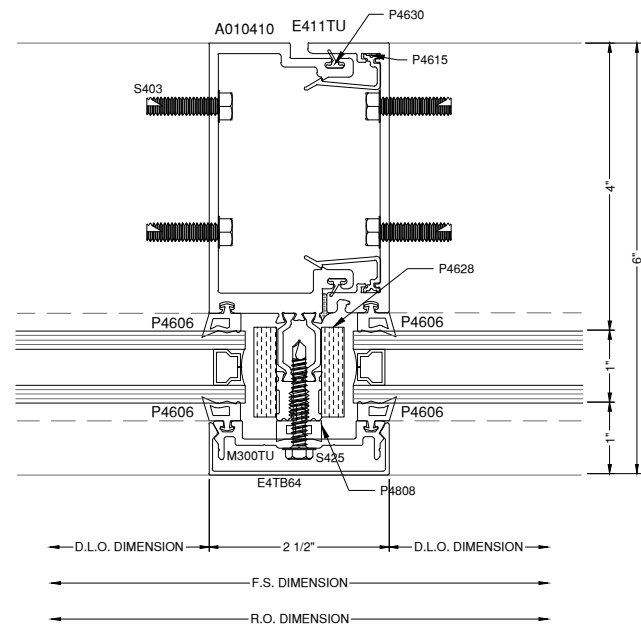
14 VERT DETAIL  
DRAWING SCALE  
24x36: 3/4:1  
11x17: 3/8:1  
400TU



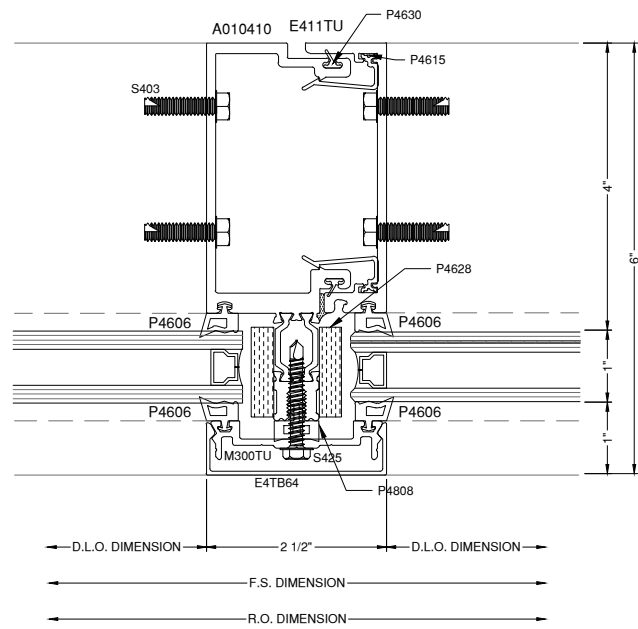
15 VERT DETAIL  
DRAWING SCALE  
24x36: 3/4:1  
11x17: 3/8:1  
400TU



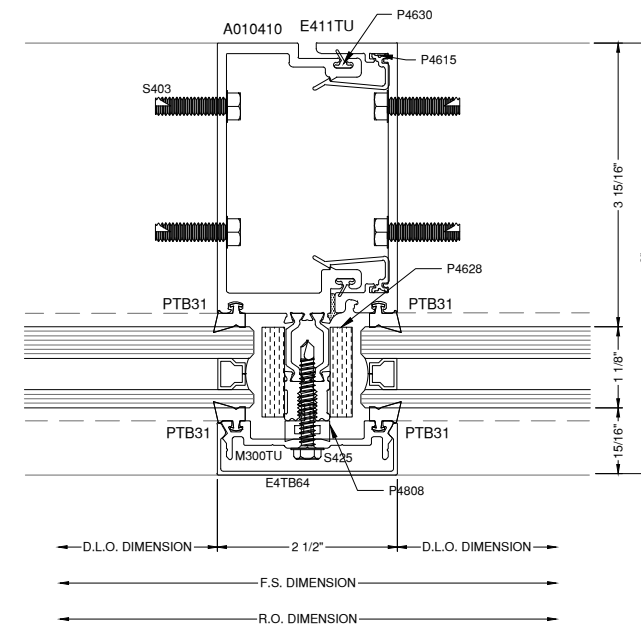
16 VERT DETAIL  
DRAWING SCALE  
24x36: 3/4:1  
11x17: 3/8:1  
400TU



17 VERT DETAIL  
DRAWING SCALE  
24x36: 3/4:1  
11x17: 3/8:1  
400TU



18 VERT DETAIL  
DRAWING SCALE  
24x36: 3/4:1  
11x17: 3/8:1  
400TU



19 VERT DETAIL  
DRAWING SCALE  
24x36: 3/4:1  
11x17: 3/8:1  
400TU

# GLAZING CONTRACTOR

999 STREET, ST  
CITY, STATE 99999  
PH: 999.999.9999



www.MPDRAFTING.com  
P: 248.522.7096  
F: 248.522.7030

## ARCHITECT:

WOLD ARCHITECTS AND ENGINEERS  
332 MINNESOTA STREET, SUITE W2000  
SAINT PAUL, MN 55101  
PH: 651.227.7773

## STAMP AREA:

MOST RECENT REVISION 0	DATE 12.16.2025
---------------------------	--------------------

PROJECT NUMBER:  
**25-132E**

PROJECT NAME:  
**CUMBERLAND  
HIGH SCHOOL**

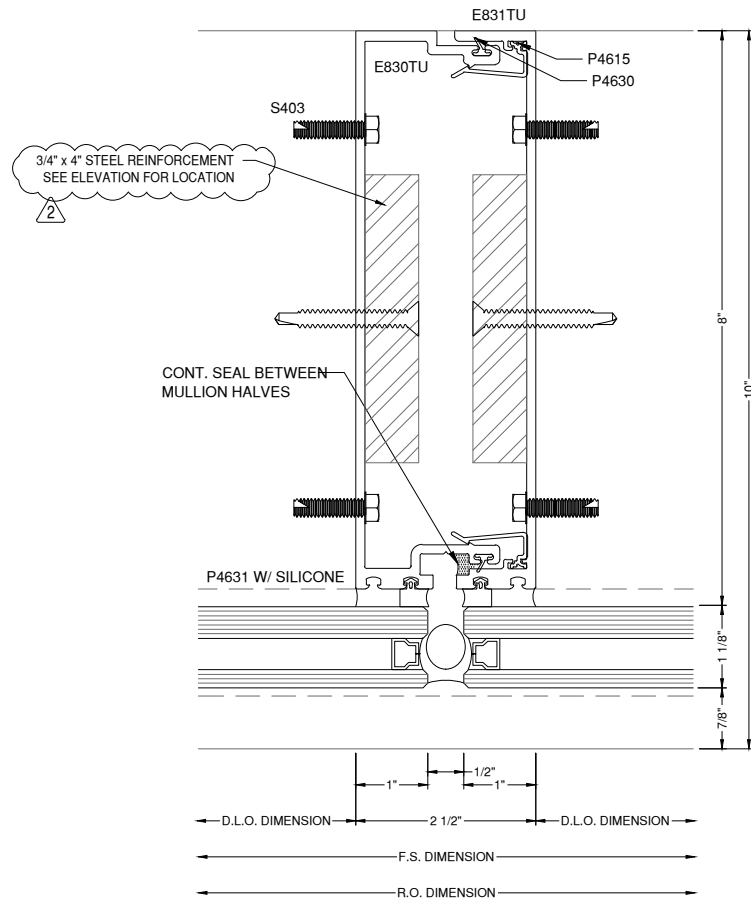
SHEET DESCRIPTION:  
**DETAILS**

SHEET:  
**D11**

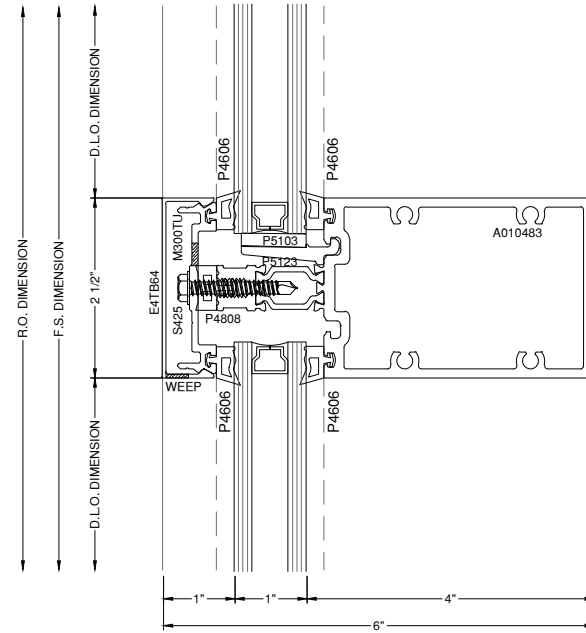
NOTE:  
ALL DIMENSIONS TO BE FIELD  
VERIFIED PRIOR TO FABRICATION



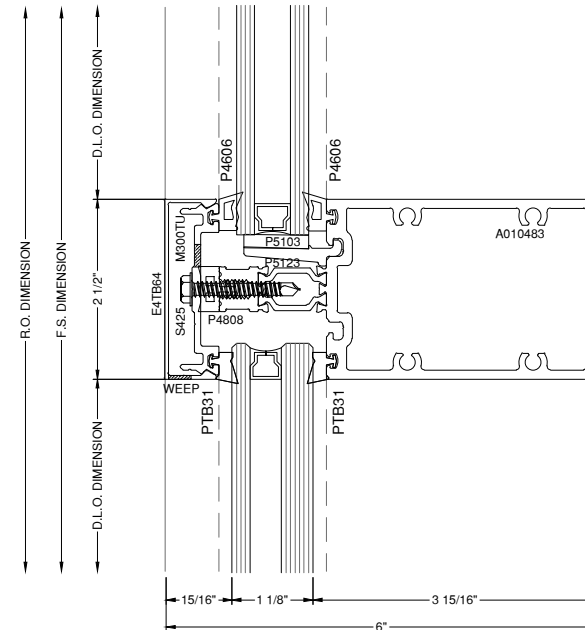
SYSTEM NOTE:  
PLEASE VERIFY GASKETS AT  
FRAME. 1-1/8" GLAZING SHOWN  
WITH 1" GASKETS.



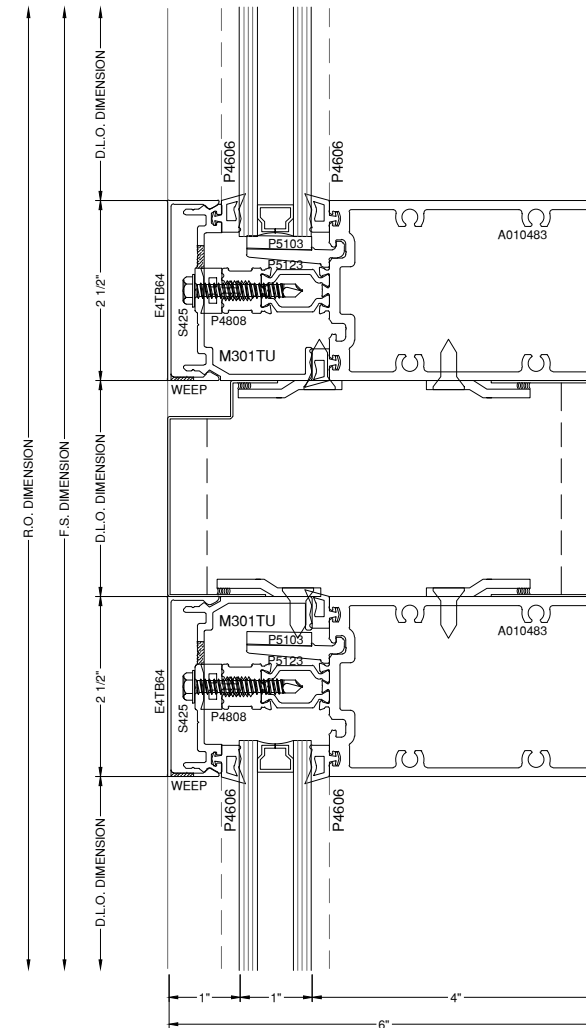
20 VERT DETAIL  
DRAWING SCALE  
24x36: 3/4:1  
11x17: 3/8:1  
400TU



21 HORZ DETAIL  
DRAWING SCALE  
24x36: 3/4:1  
11x17: 3/8:1  
400TU



22 HORZ DETAIL  
DRAWING SCALE  
24x36: 3/4:1  
11x17: 3/8:1  
400TU



21A HORZ DETAIL  
DRAWING SCALE  
24x36: 3/4:1  
11x17: 3/8:1  
400TU

# GLAZING CONTRACTOR

999 STREET, ST  
CITY, STATE 99999  
PH: 999.999.9999



www.MPDRAFTING.com  
P: 248.522.7096  
F: 248.522.7030

## ARCHITECT:

WOLD ARCHITECTS AND ENGINEERS  
332 MINNESOTA STREET, SUITE W2000  
SAINT PAUL, MN 55101  
PH: 651.227.7773

## STAMP AREA:

MOST RECENT REVISION 0	DATE 12.16.2025
---------------------------	--------------------

PROJECT NUMBER:  
**25-132E**

PROJECT NAME:  
**CUMBERLAND  
HIGH SCHOOL**

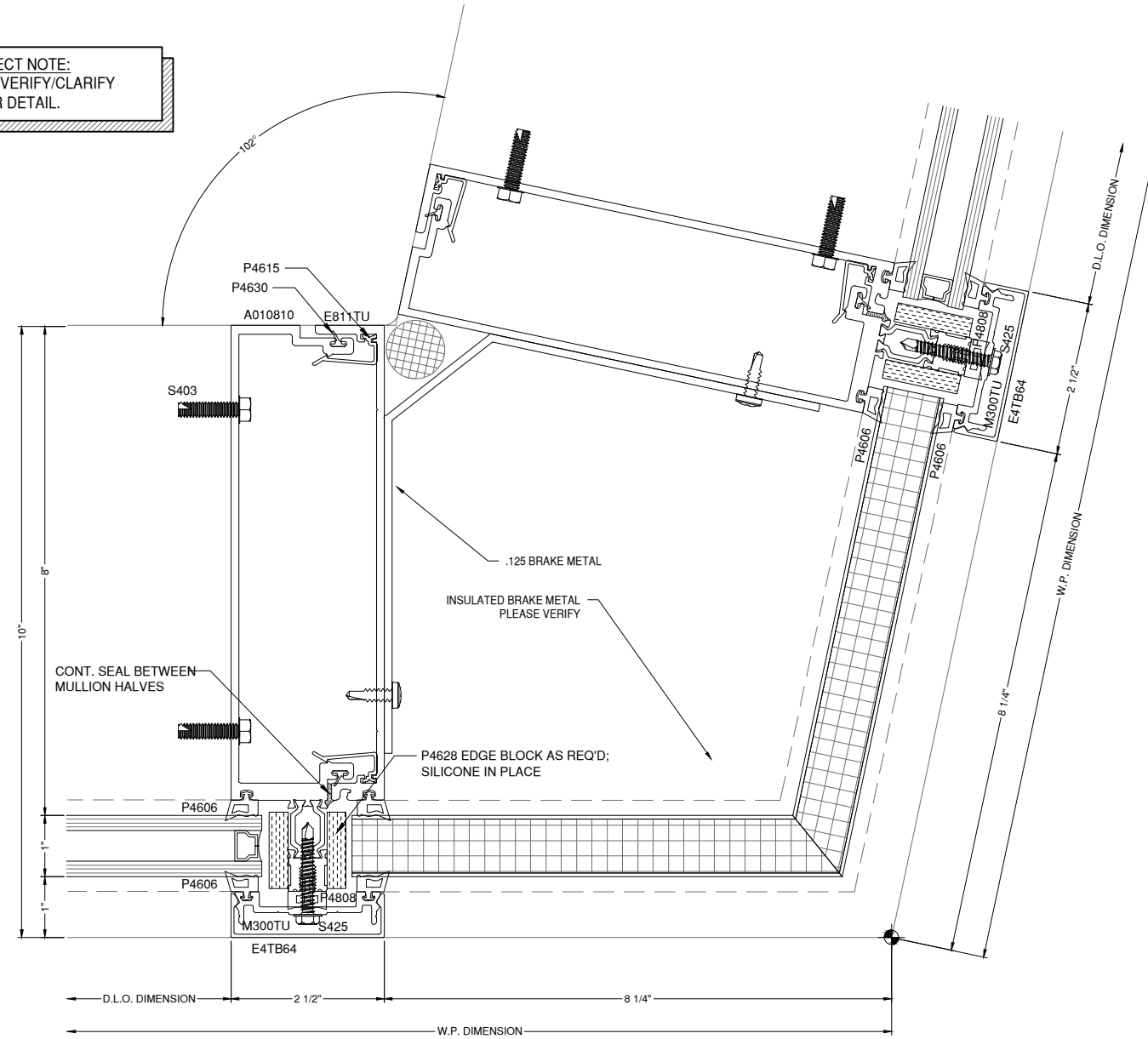
SHEET DESCRIPTION:  
**DETAILS**

SHEET:  
**D12**

NOTE:  
ALL DIMENSIONS TO BE FIELD  
VERIFIED PRIOR TO FABRICATION



ARCHITECT NOTE:  
PLEASE VERIFY/CLARIFY  
CORNER DETAIL.



23  
D13  
CORNER DETAIL  
DRAWING SCALE  
24x36: 3/4:1  
11x17: 3/8:1  
400TU

# GLAZING CONTRACTOR

999 STREET, ST  
CITY, STATE 99999  
PH: 999.999.9999



www.MPDRAFTING.com  
P: 248.522.7096  
F: 248.522.7030

## ARCHITECT:

WOLD ARCHITECTS AND ENGINEERS  
332 MINNESOTA STREET, SUITE W2000  
SAINT PAUL, MN 55101  
PH: 651.227.7773

## STAMP AREA:

MOST RECENT REVISION 0	DATE 12.16.2025
---------------------------	--------------------

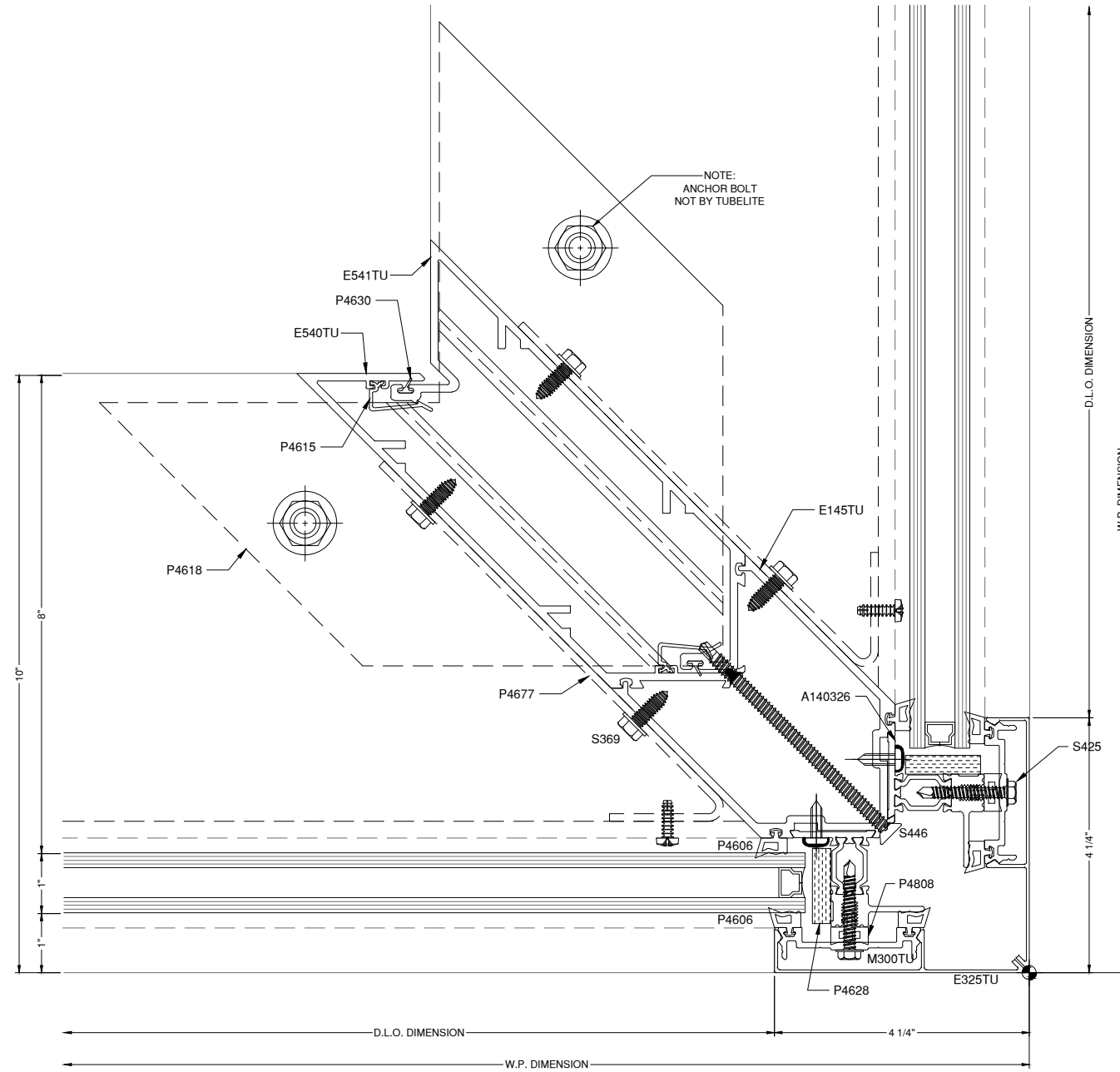
PROJECT NUMBER:  
**25-132E**

PROJECT NAME:  
**CUMBERLAND HIGH SCHOOL**

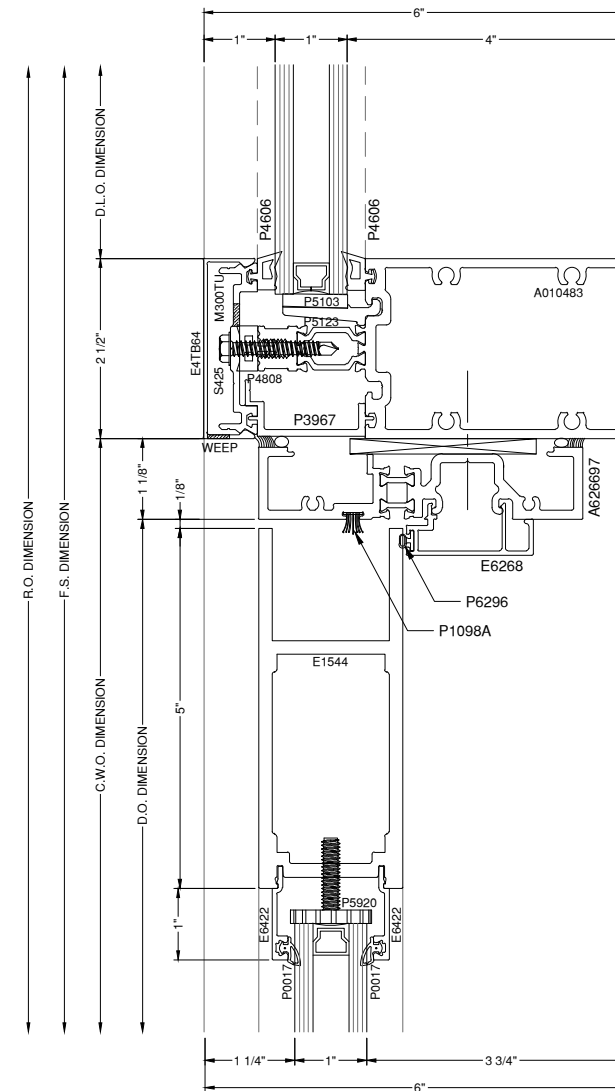
SHEET DESCRIPTION:  
**DETAILS**

SHEET:  
**D13**

NOTE:  
ALL DIMENSIONS TO BE FIELD  
VERIFIED PRIOR TO FABRICATION



24 CORNER DETAIL 400TU  
DRAWING SCALE  
24x36: 3/4:1  
11x17: 3/8:1



25 DOOR HEAD DETAIL 400TU  
DRAWING SCALE  
24x36: 3/4:1  
11x17: 3/8:1  
MONUMENTAL WIDE

# GLAZING CONTRACTOR

999 STREET, ST  
CITY, STATE 99999  
PH: 999.999.9999



www.MPDRAFTING.com  
P: 248.522.7096  
F: 248.522.7030

## ARCHITECT:

WOLD ARCHITECTS AND ENGINEERS  
332 MINNESOTA STREET, SUITE W2000  
SAINT PAUL, MN 55101  
PH: 651.227.7773

## STAMP AREA:

MOST RECENT REVISION 0	DATE 12.16.2025
---------------------------	--------------------

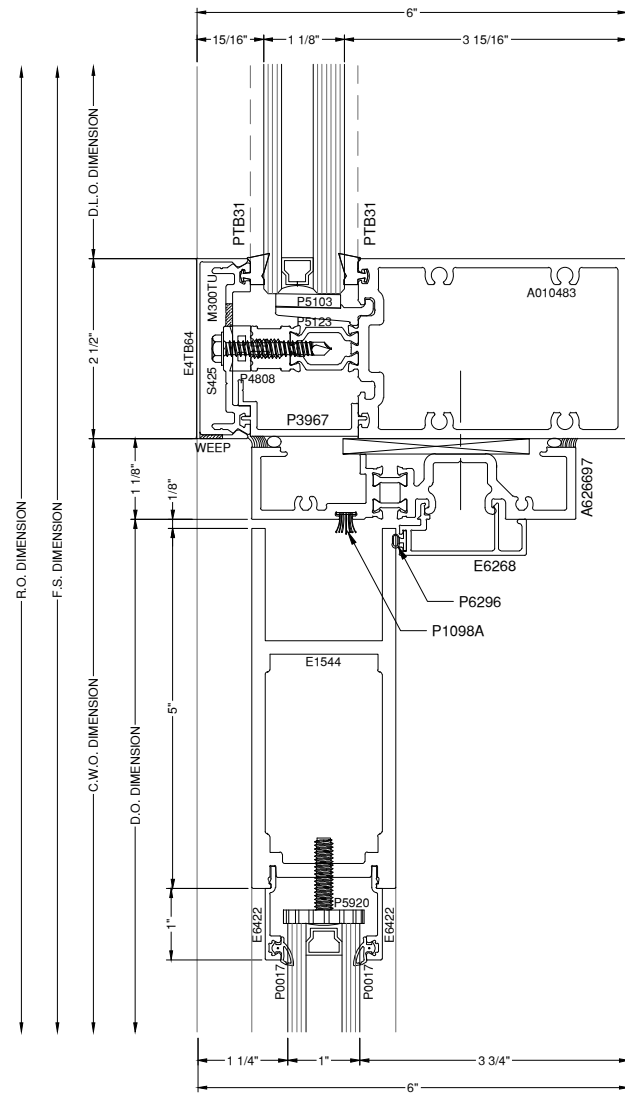
PROJECT NUMBER:  
**25-132E**

PROJECT NAME:  
**CUMBERLAND HIGH SCHOOL**

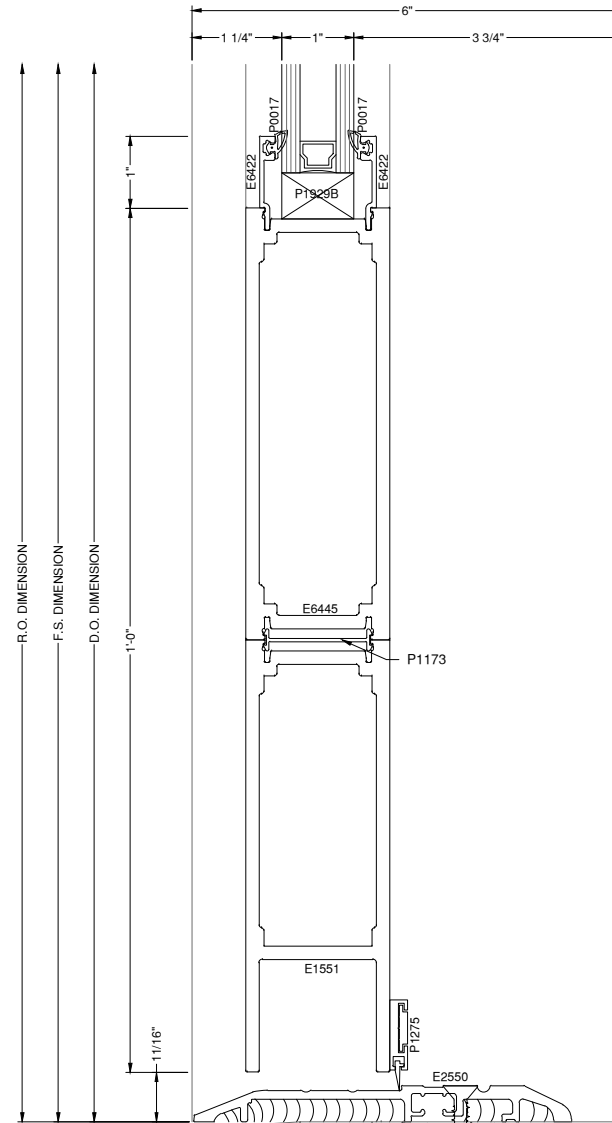
SHEET DESCRIPTION:  
**DETAILS**

SHEET:  
**D14**

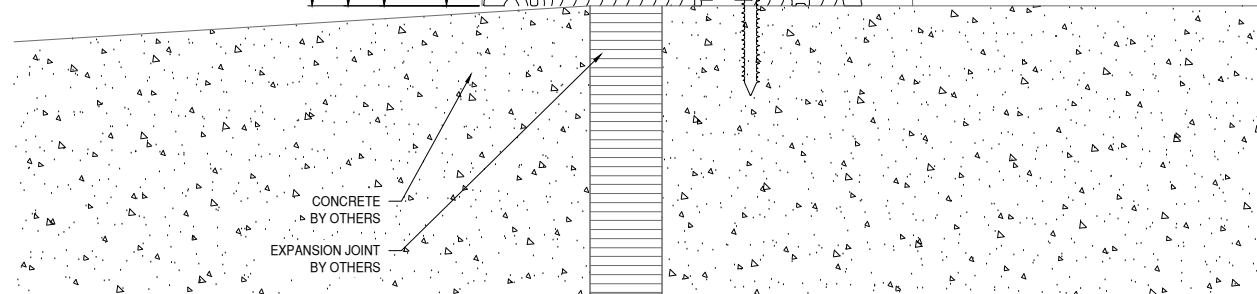
NOTE:  
ALL DIMENSIONS TO BE FIELD  
VERIFIED PRIOR TO FABRICATION



26 DOOR HEAD DETAIL 400TU  
DRAWING SCALE  
24x36: 3/4:1  
11x17: 3/8:1  
MONUMENTAL WIDE



27 THRESHOLD DETAIL 400TU  
DRAWING SCALE  
24x36: 3/4:1  
11x17: 3/8:1  
MONUMENTAL WIDE



# GLAZING CONTRACTOR

999 STREET, ST  
CITY, STATE 99999  
PH: 999.999.9999



www.MPDRAFTING.com  
P: 248.522.7096  
F: 248.522.7030

## ARCHITECT:

WOLD ARCHITECTS AND ENGINEERS  
332 MINNESOTA STREET, SUITE W2000  
SAINT PAUL, MN 55101  
PH: 651.227.7773

## STAMP AREA:

MOST RECENT REVISION 0 DATE 12.16.2025

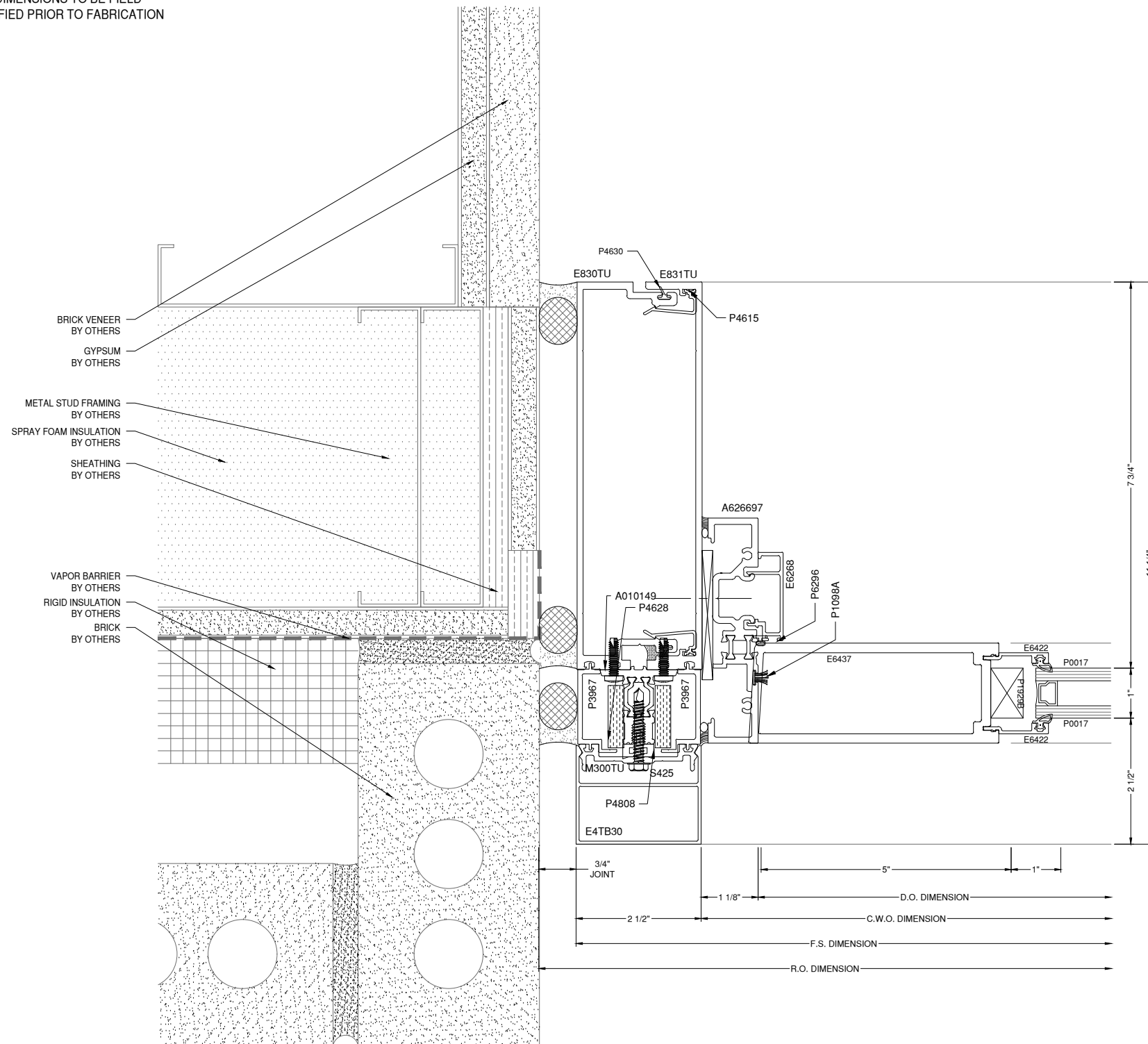
PROJECT NUMBER:  
25-132E

PROJECT NAME:  
CUMBERLAND HIGH SCHOOL

SHEET DESCRIPTION:  
DETAILS

SHEET:  
D15

NOTE:  
ALL DIMENSIONS TO BE FIELD  
VERIFIED PRIOR TO FABRICATION



28 F2 DOOR JAMB DETAIL 400TU  
D16 AS.604 DRAWING SCALE 24x36: 3/4:1 MONUMENTAL WIDE  
11x17: 3/8:1

# GLAZING CONTRACTOR

999 STREET, ST  
CITY, STATE 99999  
PH: 999.999.9999



www.MPDRAFTING.com  
P: 248.522.7096  
F: 248.522.7030

## ARCHITECT:

WOLD ARCHITECTS AND ENGINEERS  
332 MINNESOTA STREET, SUITE W2000  
SAINT PAUL, MN 55101  
PH: 651.227.7773

## STAMP AREA:

MOST RECENT REVISION 0	DATE 12.16.2025
---------------------------	--------------------

PROJECT NUMBER:  
**25-132E**

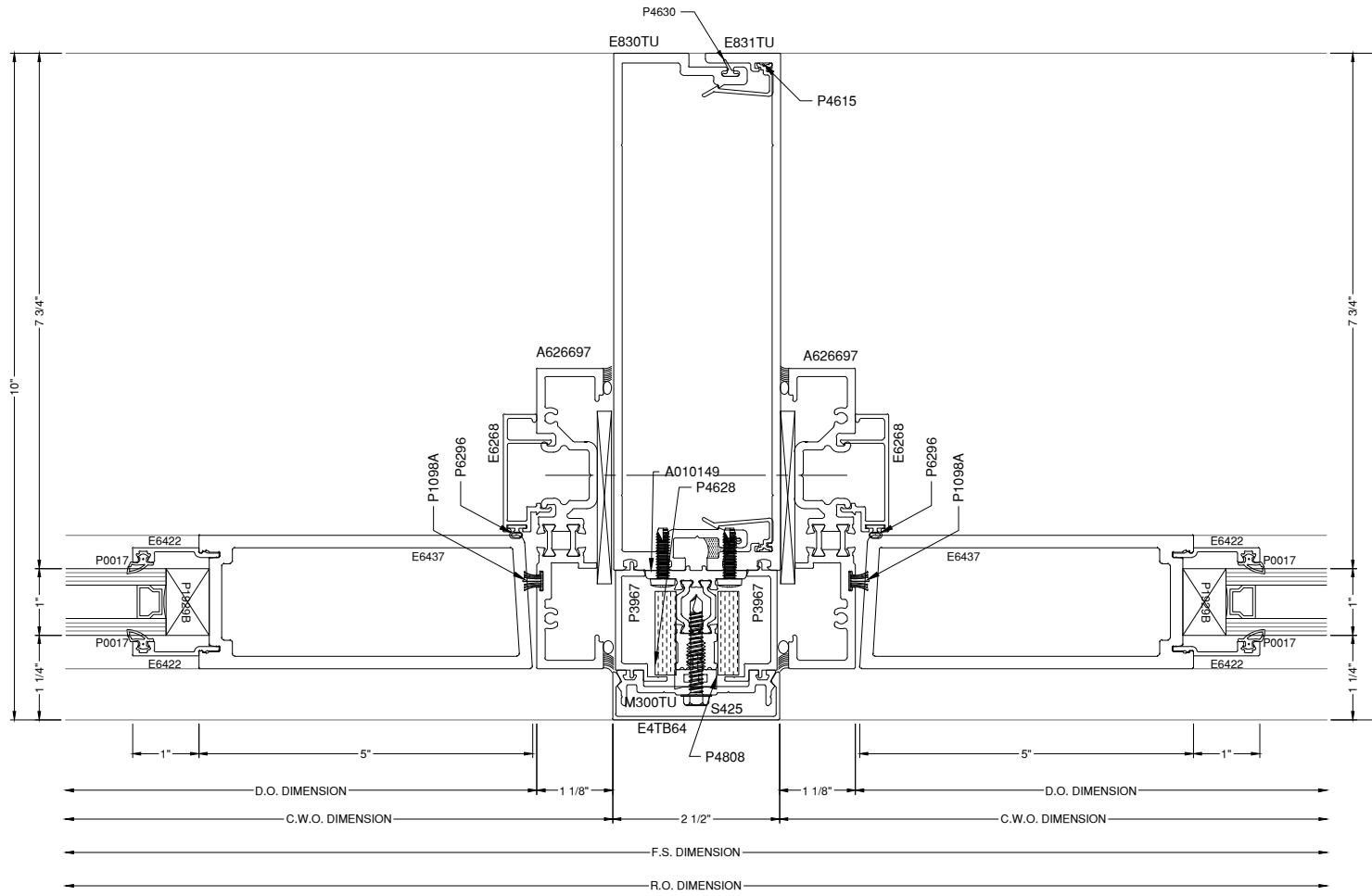
PROJECT NAME:  
**CUMBERLAND  
HIGH SCHOOL**

SHEET DESCRIPTION:  
**DETAILS**

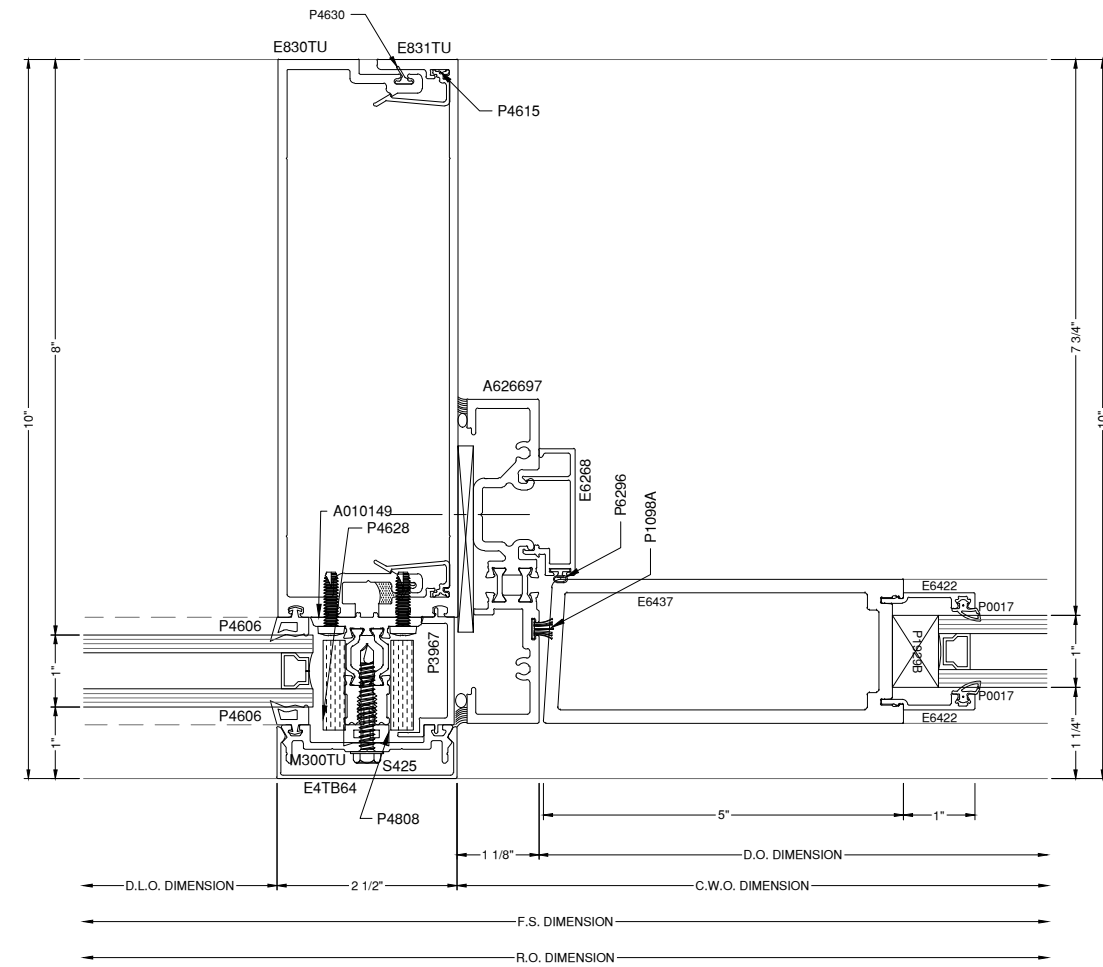
SHEET:  
**D16**



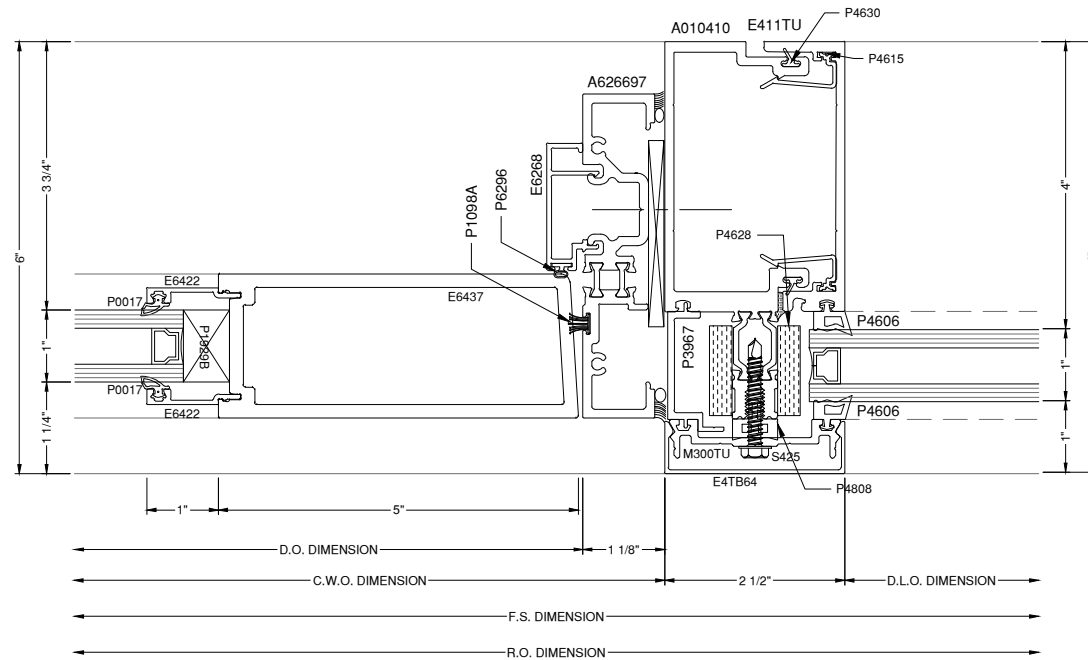
NOTE:  
ALL DIMENSIONS TO BE FIELD  
VERIFIED PRIOR TO FABRICATION



31 DOOR JAMB DETAIL  
DRAWING SCALE  
24x36: 3/4:1  
11x17: 3/8:1  
400TU  
MONUMENTAL WIDE



30 DOOR JAMB DETAIL  
DRAWING SCALE  
24x36: 3/4:1  
11x17: 3/8:1  
400TU  
MONUMENTAL WIDE



32 DOOR JAMB DETAIL  
DRAWING SCALE  
24x36: 3/4:1  
11x17: 3/8:1  
400TU  
MONUMENTAL WIDE

# GLAZING CONTRACTOR

999 STREET, ST  
CITY, STATE 99999  
PH: 999.999.9999



www.MPDRAFTING.com  
P: 248.522.7096  
F: 248.522.7030

## ARCHITECT:

WOLD ARCHITECTS AND ENGINEERS  
332 MINNESOTA STREET, SUITE W2000  
SAINT PAUL, MN 55101  
PH: 651.227.7773

## STAMP AREA:

MOST RECENT REVISION 0	DATE 12.16.2025
---------------------------	--------------------

PROJECT NUMBER:  
**25-132E**

PROJECT NAME:  
**CUMBERLAND HIGH SCHOOL**

SHEET DESCRIPTION:  
**DETAILS**

SHEET:  
**D18**

NOTE:  
ALL DIMENSIONS TO BE FIELD  
VERIFIED PRIOR TO FABRICATION

# GLAZING CONTRACTOR

999 STREET, ST  
CITY, STATE 99999  
PH: 999.999.9999



www.MPDRAFTING.com  
P: 248.522.7096  
F: 248.522.7030

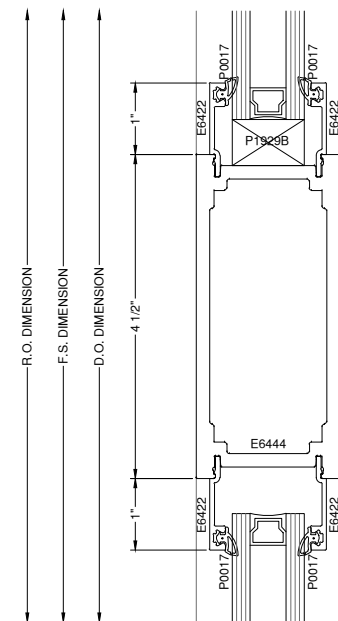
## ARCHITECT:

WOLD ARCHITECTS AND ENGINEERS  
332 MINNESOTA STREET, SUITE W2000  
SAINT PAUL, MN 55101  
PH: 651.227.7773

## STAMP AREA:

DETAIL REMOVED FROM SCOPE

**34** . **DOOR JAMB DETAIL** **400TU**  
D19 . **DRAWING SCALE**  
24x36: 3/4:1  
11x17: 3/8:1 **MONUMENTAL WIDE**



**33** . **MIDRAIL DETAIL** **400TU**  
D19 . **DRAWING SCALE**  
24x36: 3/4:1  
11x17: 3/8:1 **MONUMENTAL WIDE**

MOST RECENT REVISION 0	DATE 12.16.2025
---------------------------	--------------------

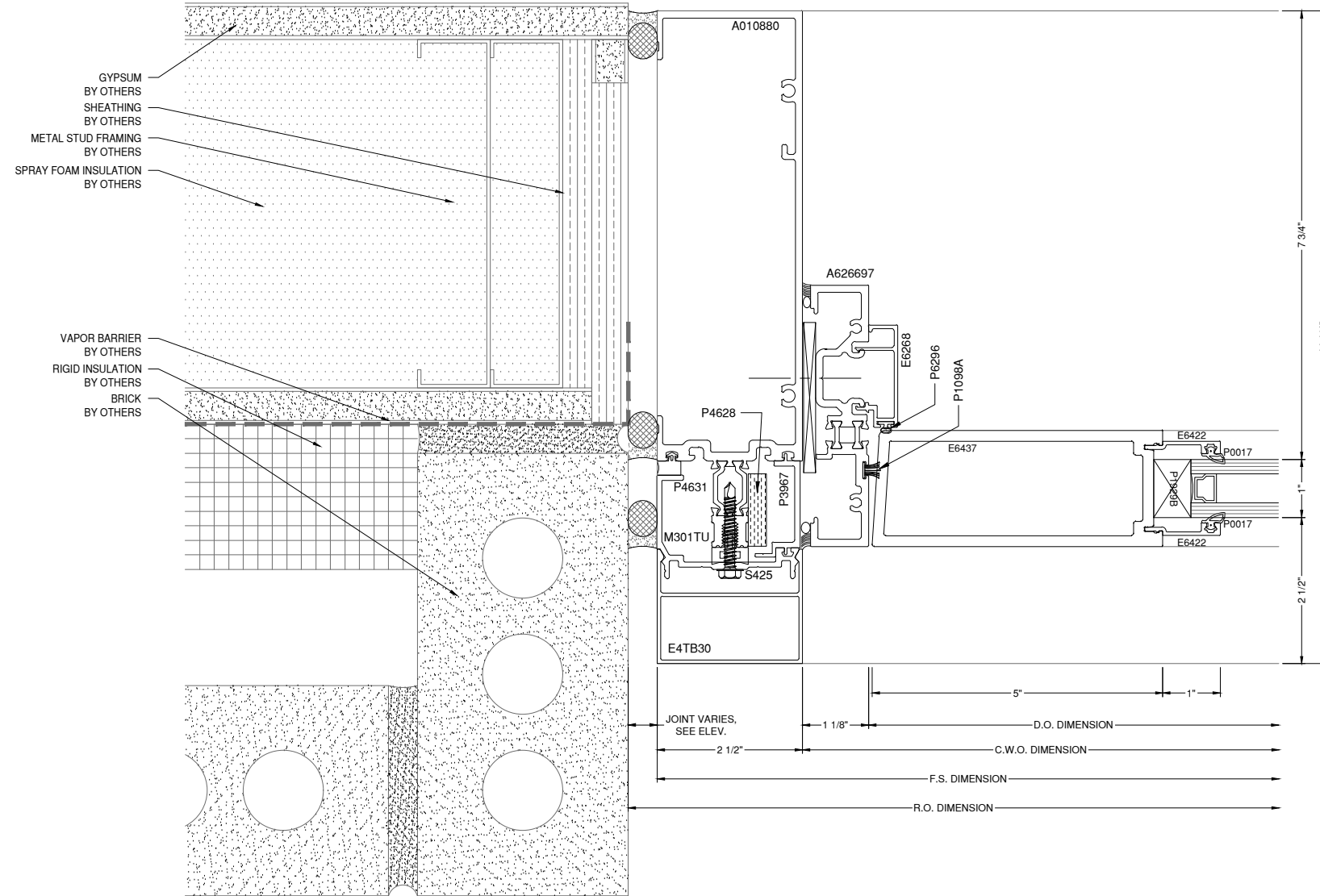
PROJECT NUMBER:  
**25-132E**

PROJECT NAME:  
**CUMBERLAND  
HIGH SCHOOL**

SHEET DESCRIPTION:  
**DETAILS**

SHEET:  
**D19**

NOTE:  
ALL DIMENSIONS TO BE FIELD  
VERIFIED PRIOR TO FABRICATION



GYPSUM  
BY OTHERS  
SHEATHING  
BY OTHERS  
METAL STUD FRAMING  
BY OTHERS  
SPRAY FOAM INSULATION  
BY OTHERS

VAPOR BARRIER  
BY OTHERS  
RIGID INSULATION  
BY OTHERS  
BRICK  
BY OTHERS

35 D7 DOOR JAMB DETAIL 400TU  
D20 A5.604 DRAWING SCALE  
24x36: 3/4:1  
11x17: 3/8:1  
MONUMENTAL  
WIDE

# GLAZING CONTRACTOR

999 STREET, ST  
CITY, STATE 99999  
PH: 999.999.9999



www.MPDRAFTING.com  
P: 248.522.7096  
F: 248.522.7030

## ARCHITECT:

WOLD ARCHITECTS AND ENGINEERS  
332 MINNESOTA STREET, SUITE W2000  
SAINT PAUL, MN 55101  
PH: 651.227.7773

## STAMP AREA:

MOST RECENT REVISION 0	DATE 12.16.2025
---------------------------	--------------------

PROJECT NUMBER:  
**25-132E**

PROJECT NAME:  
**CUMBERLAND  
HIGH SCHOOL**

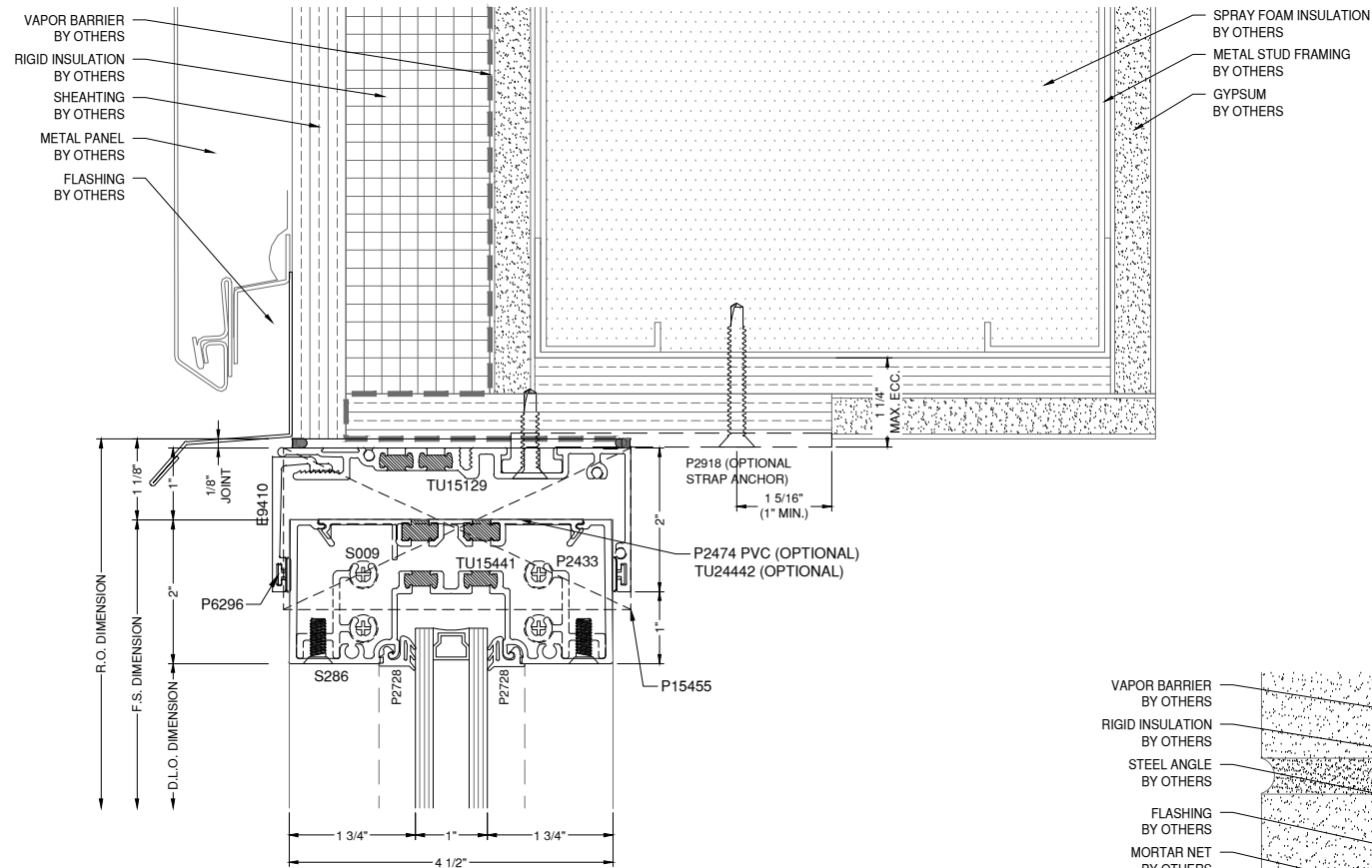
SHEET DESCRIPTION:  
**DETAILS**

SHEET:  
**D20**

NOTE:  
ALL DIMENSIONS TO BE FIELD  
VERIFIED PRIOR TO FABRICATION

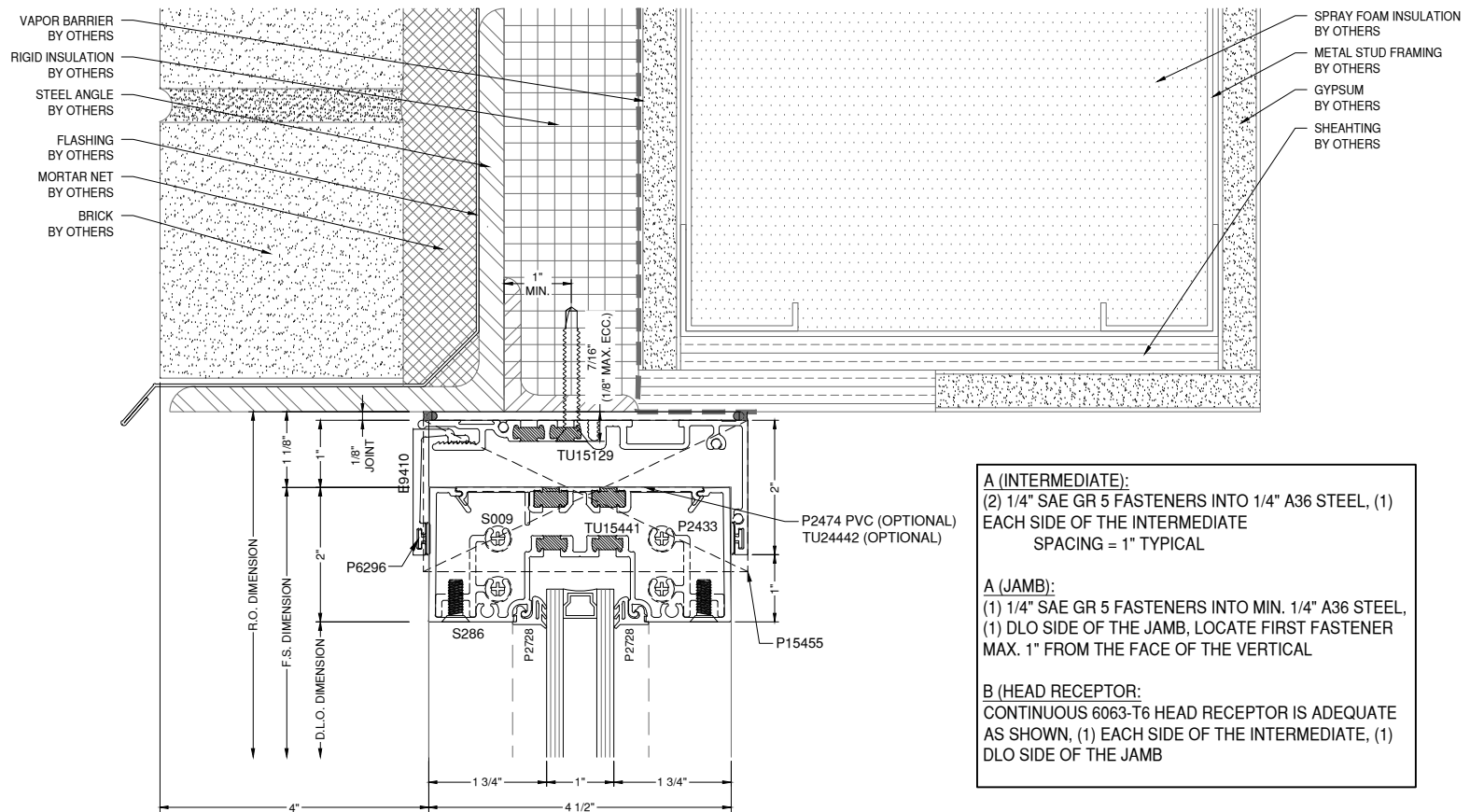


CONTRACTOR NOTE:  
PLEASE CONFIRM FASTENER  
LOCATION. STRAP ANCHOR IS  
REQUIRED AT THIS CONDITION.



36 B4 HEAD DETAIL TU14000  
D21 A5.603 DRAWING SCALE  
24x36: 3/4:1  
11x17: 3/8:1

- A (INTERMEDIATE):**  
(4) 1/4" SAE GR 5 FASTENERS INTO 16 GA MIN STEEL STUD, (2) EACH SIDE OF THE INTERMEDIATE
- A (JAMB):**  
(1) 1/4" SAE GR 5 FASTENERS INTO 16 GA MIN STEEL STUD, (1) DLO SIDE OF THE JAMB, LOCATE FIRST FASTENER MAX. 1" FROM THE FACE OF THE VERTICAL
- B (ALUMINUM - INTERMEDIATE/JAMB):**  
4" WIDE, 1/8" THICK 6063-T6 ALUMINUM STRAP IS ADEQUATE AS SHOWN, (1) EACH SIDE OF THE INTERMEDIATE, (1) DLO SIDE OF THE JAMB
- C (INTERMEDIATE/JAMB):**  
(1) 1/4" SAE GR 5 FASTENERS INTO 1/8" THICK 6063-T6 ALUMINUM STRAP, (1) EACH SIDE OF THE INTERMEDIATE, (1) DLO SIDE OF THE JAMB  
SPACING = 1" TYPICAL
- D (HEAD RECEPTOR):**  
CONTINUOUS 6063-T6 HEAD RECEPTOR IS ADEQUATE AS SHOWN, (1) EACH SIDE OF THE INTERMEDIATE, (1) DLO SIDE OF THE JAMB



37 B7 HEAD DETAIL TU14000  
D21 A5.603 DRAWING SCALE  
24x36: 3/4:1  
11x17: 3/8:1

- A (INTERMEDIATE):**  
(2) 1/4" SAE GR 5 FASTENERS INTO 1/4" A36 STEEL, (1) EACH SIDE OF THE INTERMEDIATE  
SPACING = 1" TYPICAL
- A (JAMB):**  
(1) 1/4" SAE GR 5 FASTENERS INTO MIN. 1/4" A36 STEEL, (1) DLO SIDE OF THE JAMB, LOCATE FIRST FASTENER MAX. 1" FROM THE FACE OF THE VERTICAL
- B (HEAD RECEPTOR):**  
CONTINUOUS 6063-T6 HEAD RECEPTOR IS ADEQUATE AS SHOWN, (1) EACH SIDE OF THE INTERMEDIATE, (1) DLO SIDE OF THE JAMB

# GLAZING CONTRACTOR

999 STREET, ST  
CITY, STATE 99999  
PH: 999.999.9999

**MP** drafting  
& design

www.MPDRAFTING.com  
P: 248.522.7096  
F: 248.522.7030

## ARCHITECT:

WOLD ARCHITECTS AND ENGINEERS  
332 MINNESOTA STREET, SUITE W2000  
SAINT PAUL, MN 55101  
PH: 651.227.7773

## STAMP AREA:

MOST RECENT REVISION  
0 DATE  
12.16.2025

PROJECT NUMBER:  
25-132E

PROJECT NAME:  
CUMBERLAND  
HIGH SCHOOL

SHEET DESCRIPTION:  
DETAILS

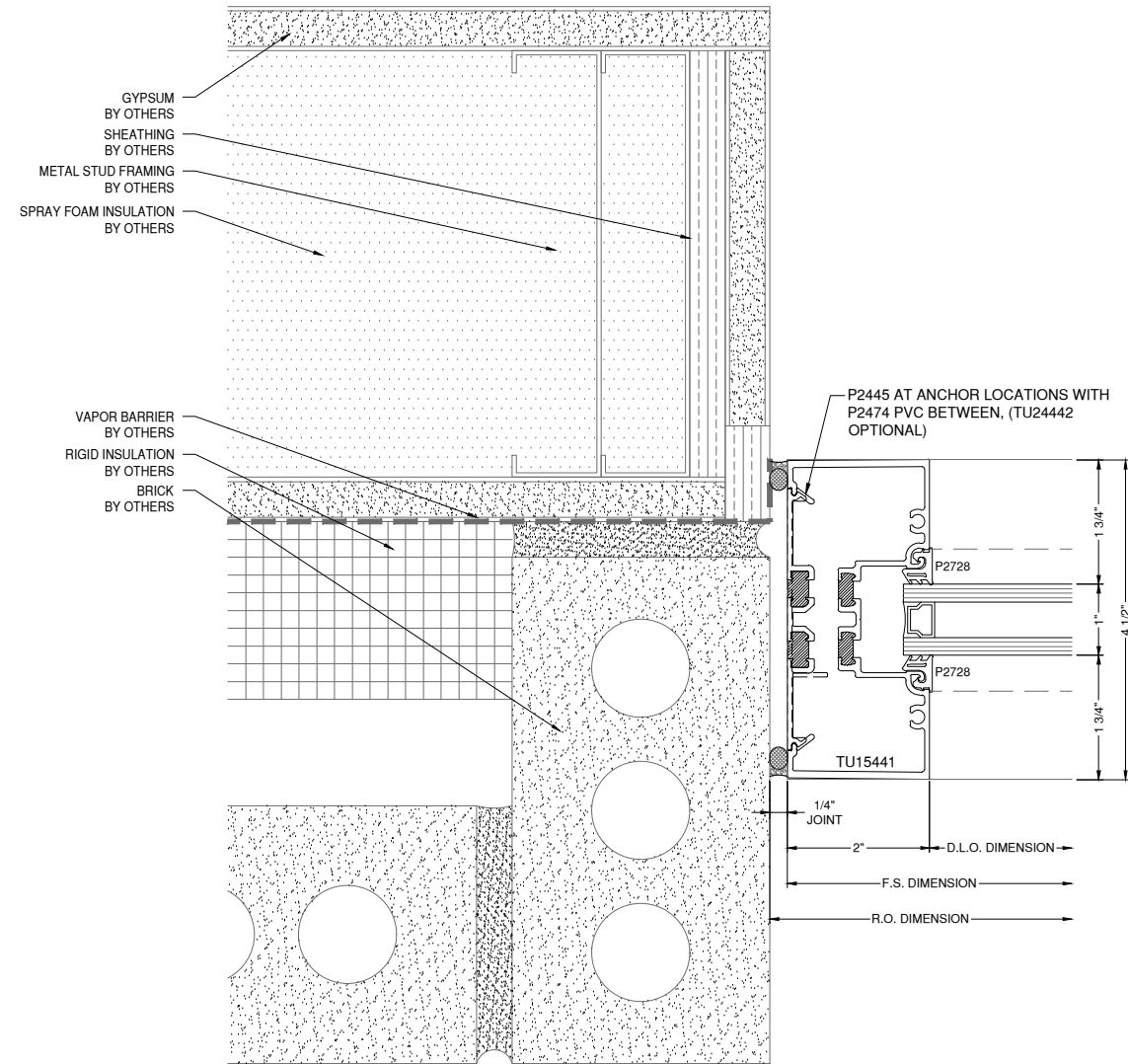
SHEET:  
D21

NOTE:  
ALL DIMENSIONS TO BE FIELD  
VERIFIED PRIOR TO FABRICATION

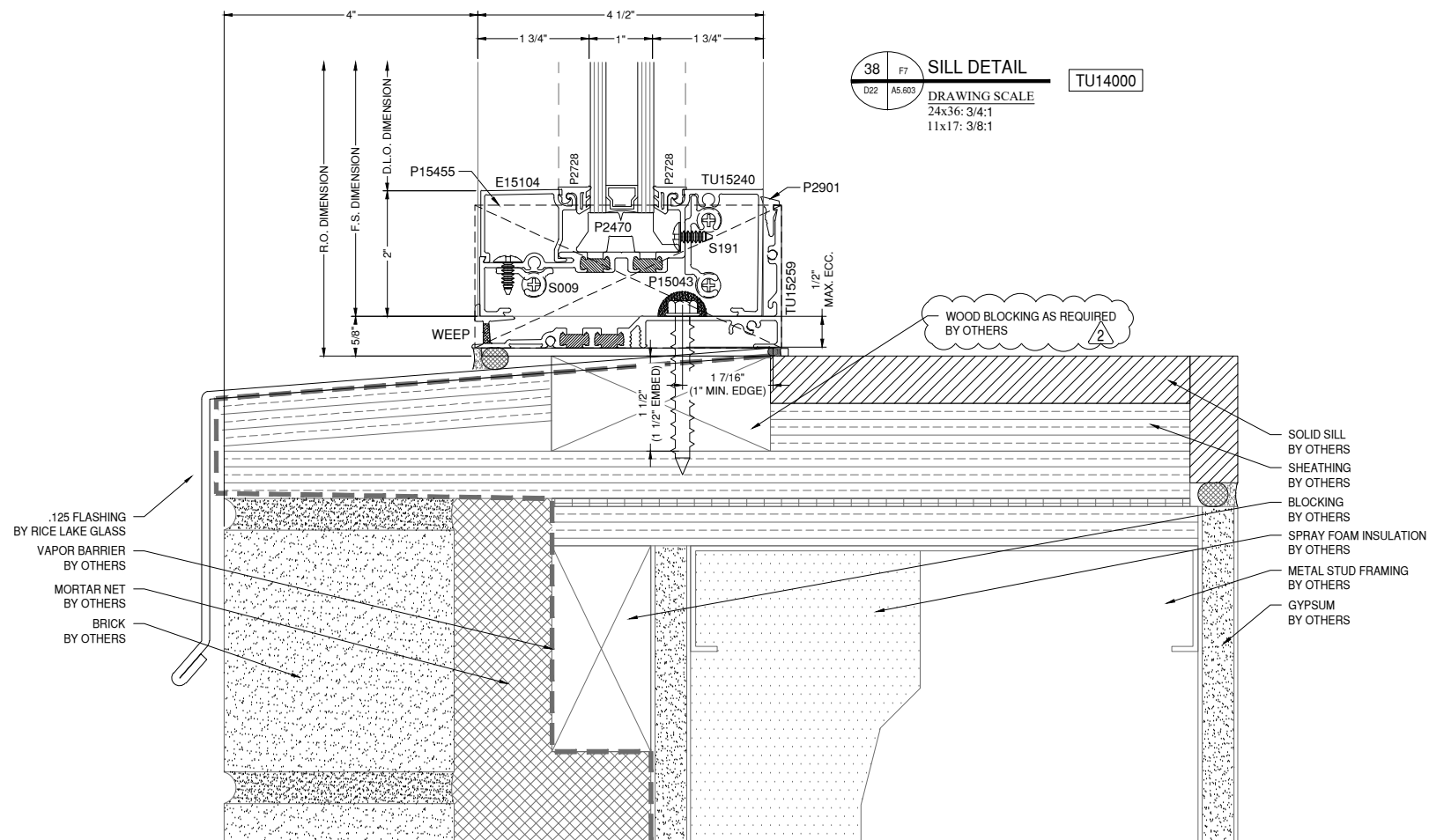
**39** **D7** **JAMB DETAIL** **TU14000**  
D22 AS.603  
**DRAWING SCALE**  
 24x36: 3/4:1  
 11x17: 3/8:1

**A (INTERMEDIATE):**  
 (4) #14 WOOD SCREWS, (2) EACH SIDE OF THE INTERMEDIATE MULLION  
 SPACING = 1" TYPICAL  
 PENETRATION = 1 1/2"  
 EDGE = 1"

**A (JAMB):**  
 (2) #14 WOOD SCREWS, (2) DLO SIDE OF THE JAMB MULLION, LOCATE FIRST FASTENER MAX. 3" FROM THE FACE OF THE VERTICAL  
 SPACING = 1" TYPICAL  
 PENETRATION = 1 1/2"  
 EDGE = 1"



**38** **F7** **SILL DETAIL** **TU14000**  
D22 AS.603  
**DRAWING SCALE**  
 24x36: 3/4:1  
 11x17: 3/8:1



**GLAZING  
CONTRACTOR**

999 STREET, ST  
CITY, STATE 99999  
PH: 999.999.9999



www.MPDRAFTING.com  
 P: 248.522.7096  
 F: 248.522.7030

**ARCHITECT:**

WOLD ARCHITECTS AND ENGINEERS  
 332 MINNESOTA STREET, SUITE W2000  
 SAINT PAUL, MN 55101  
 PH: 651.227.7773

**STAMP AREA:**

MOST RECENT REVISION 0	DATE 12.16.2025
---------------------------	--------------------

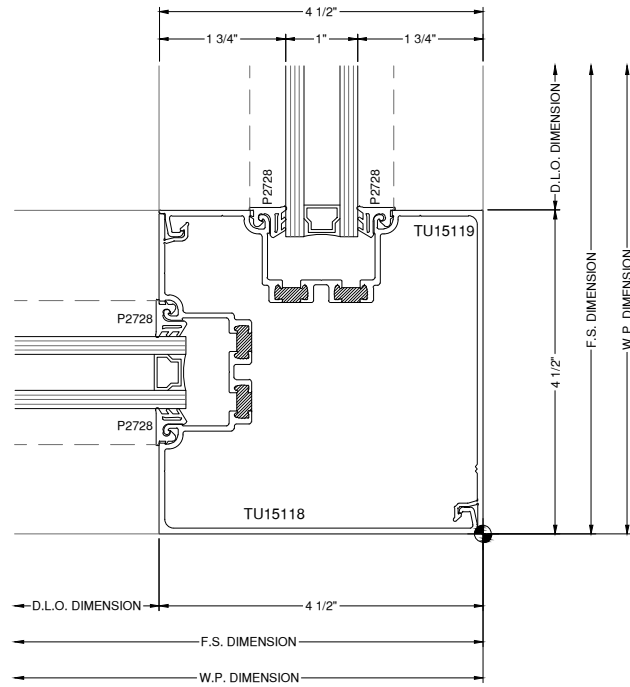
PROJECT NUMBER:  
**25-132E**

PROJECT NAME:  
**CUMBERLAND  
HIGH SCHOOL**

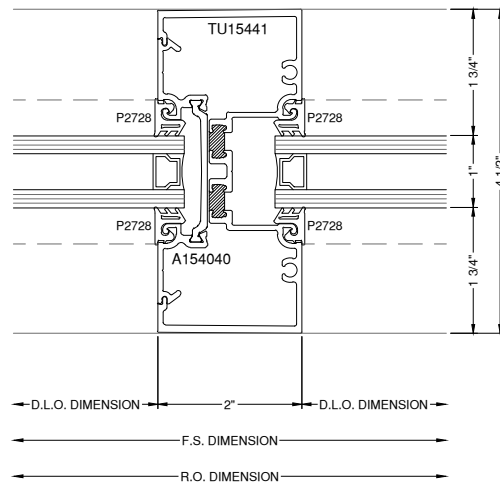
SHEET DESCRIPTION:  
**DETAILS**

SHEET:  
**D22**

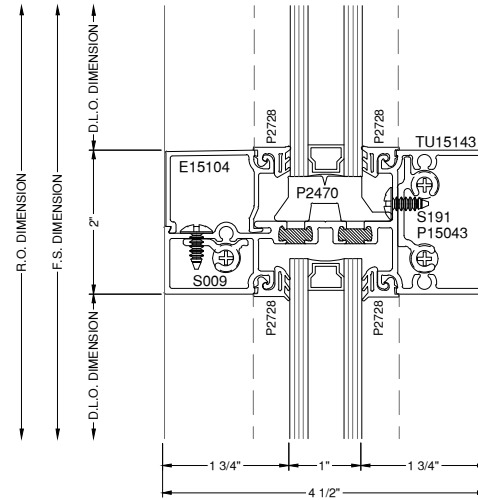
NOTE:  
ALL DIMENSIONS TO BE FIELD  
VERIFIED PRIOR TO FABRICATION



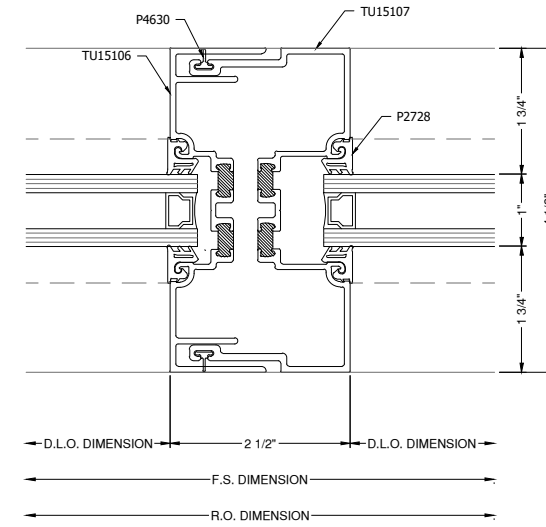
40 CORNER DETAIL TU14000  
DRAWING SCALE  
24x36: 3/4:1  
11x17: 3/8:1



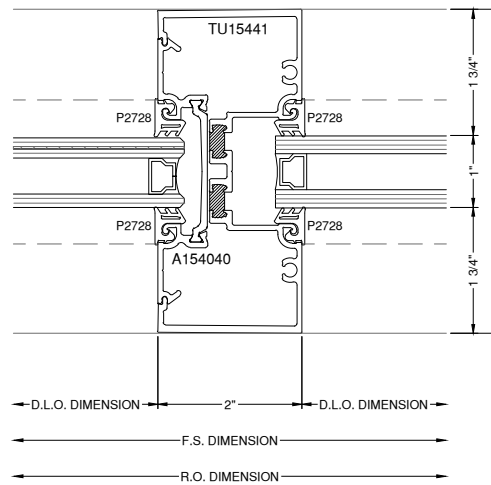
42 VERT DETAIL TU14000  
DRAWING SCALE  
24x36: 3/4:1  
11x17: 3/8:1



41 HORZ DETAIL TU14000  
DRAWING SCALE  
24x36: 3/4:1  
11x17: 3/8:1



43A EXP. VERT DETAIL TU14000  
DRAWING SCALE  
24x36: 3/4:1  
11x17: 3/8:1



43 VERT DETAIL TU14000  
DRAWING SCALE  
24x36: 3/4:1  
11x17: 3/8:1

# GLAZING CONTRACTOR

999 STREET, ST  
CITY, STATE 99999  
PH: 999.999.9999



www.MPDRAFTING.com  
P: 248.522.7096  
F: 248.522.7030

## ARCHITECT:

WOLD ARCHITECTS AND ENGINEERS  
332 MINNESOTA STREET, SUITE W2000  
SAINT PAUL, MN 55101  
PH: 651.227.7773

## STAMP AREA:

MOST RECENT REVISION 0	DATE 12.16.2025
---------------------------	--------------------

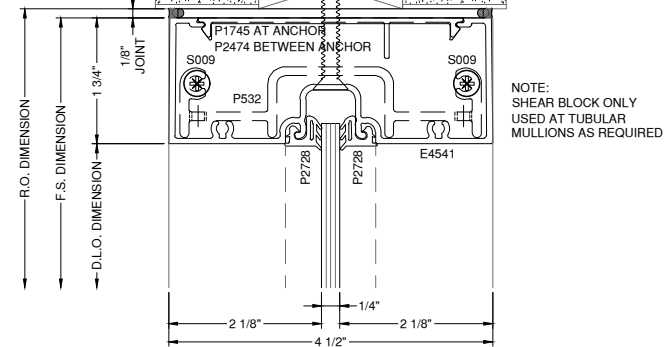
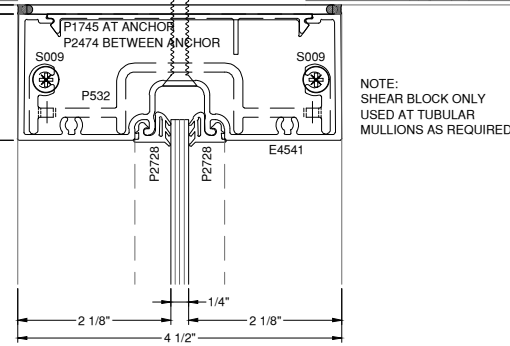
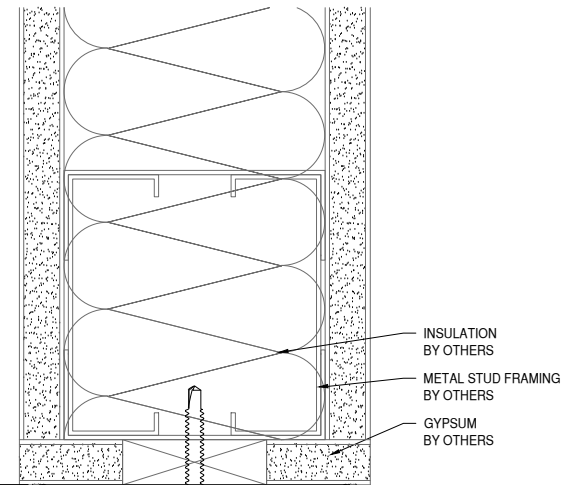
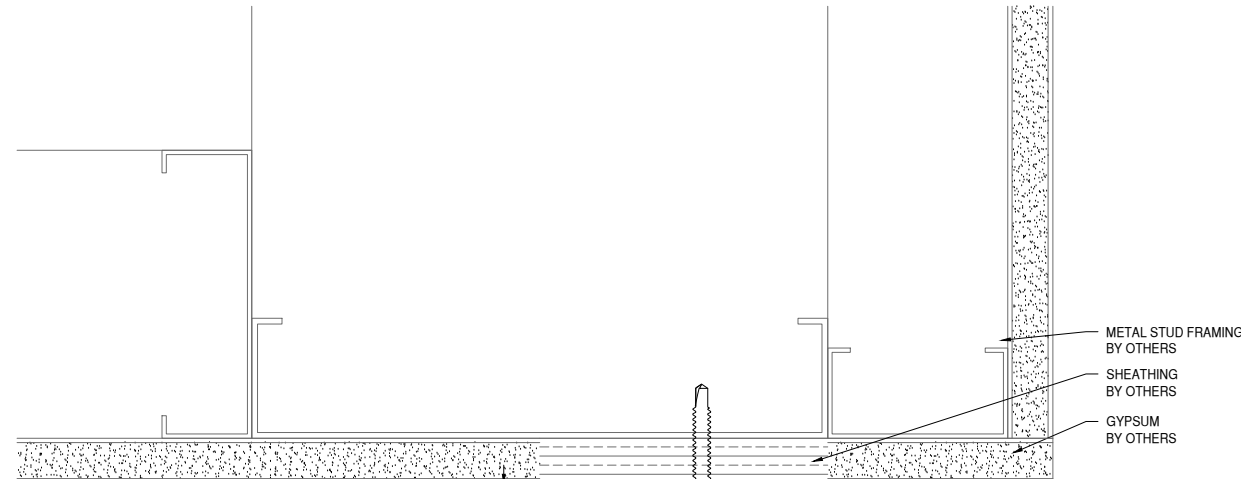
PROJECT NUMBER:  
**25-132E**

PROJECT NAME:  
**CUMBERLAND HIGH SCHOOL**

SHEET DESCRIPTION:  
**DETAILS**

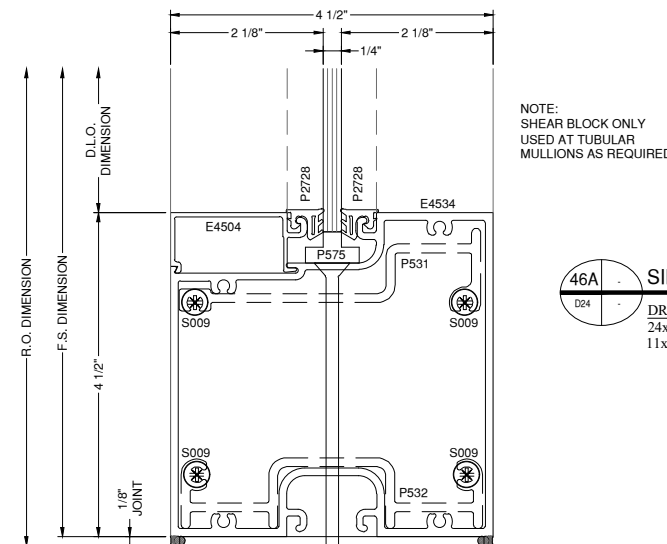
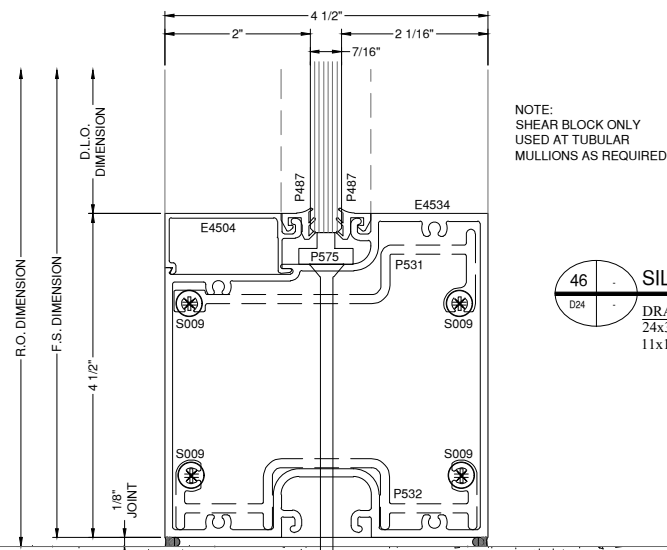
SHEET:  
**D23**

NOTE:  
ALL DIMENSIONS TO BE FIELD  
VERIFIED PRIOR TO FABRICATION



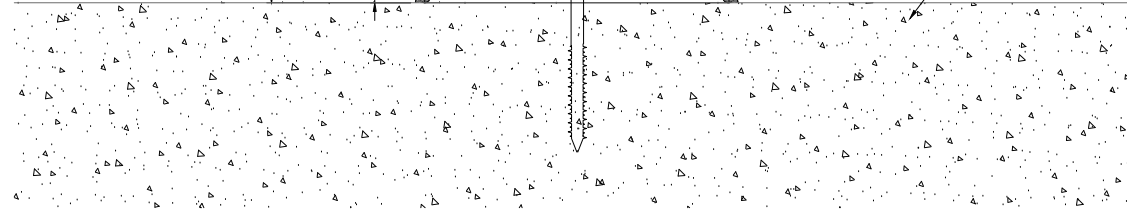
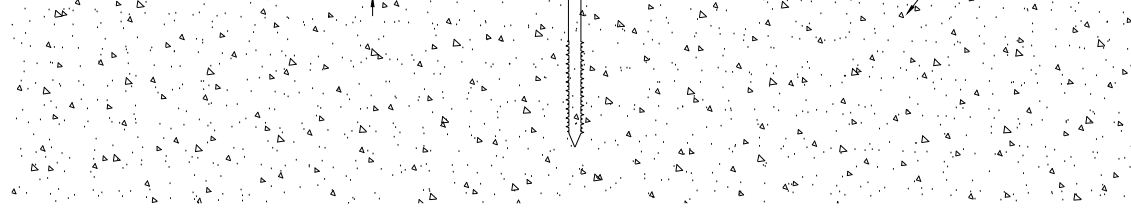
**44** **F2** HEAD DETAIL **E4500**  
DRAWING SCALE  
24x36: 3/4:1  
11x17: 3/8:1

**45** **E5** HEAD DETAIL **E4500**  
DRAWING SCALE  
24x36: 3/4:1  
11x17: 3/8:1



**46** **D24** SILL DETAIL **E4500**  
DRAWING SCALE  
24x36: 3/4:1  
11x17: 3/8:1

**46A** **D24** SILL DETAIL **E4500**  
DRAWING SCALE  
24x36: 3/4:1  
11x17: 3/8:1



# GLAZING CONTRACTOR

999 STREET, ST  
CITY, STATE 99999  
PH: 999.999.9999



www.MPDRAFTING.com  
P: 248.522.7096  
F: 248.522.7030

## ARCHITECT:

WOLD ARCHITECTS AND ENGINEERS  
332 MINNESOTA STREET, SUITE W2000  
SAINT PAUL, MN 55101  
PH: 651.227.7773

## STAMP AREA:

MOST RECENT REVISION 0	DATE 12.16.2025
---------------------------	--------------------

PROJECT NUMBER:  
**25-132E**

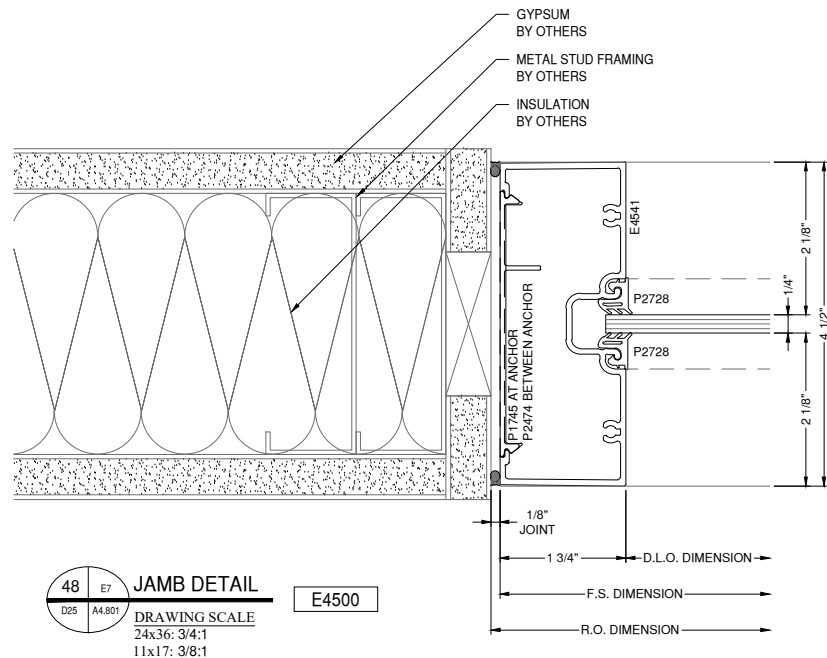
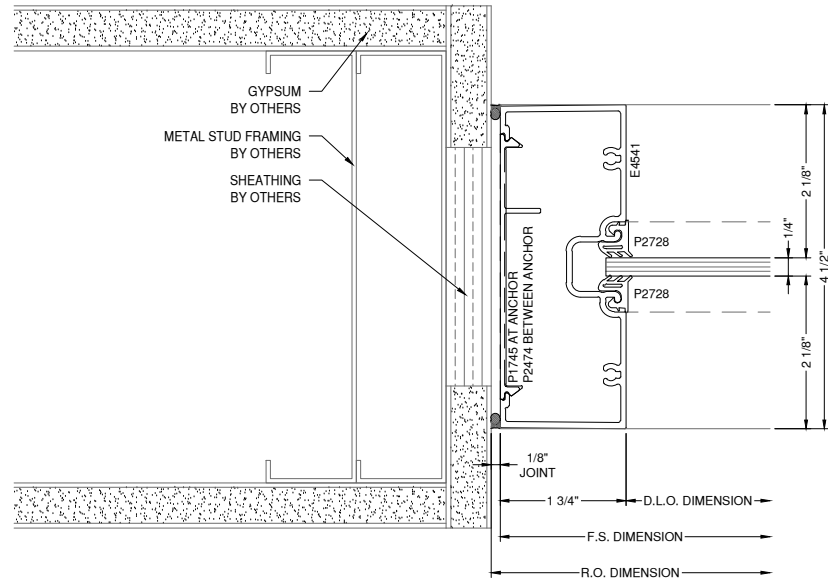
PROJECT NAME:  
**CUMBERLAND  
HIGH SCHOOL**

SHEET DESCRIPTION:  
**DETAILS**

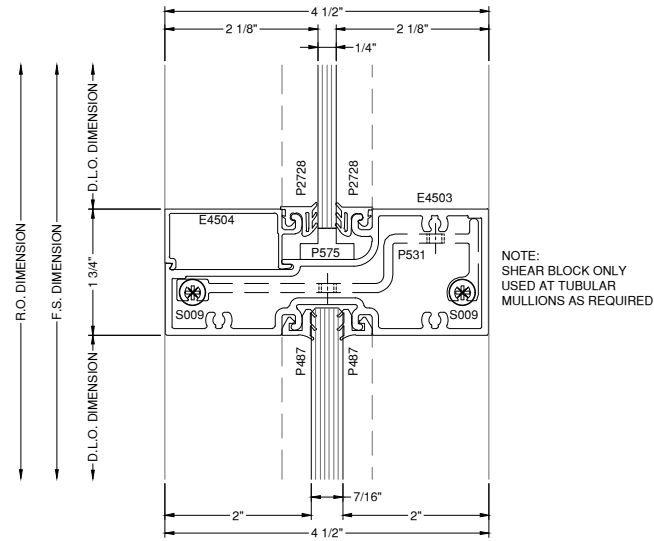
SHEET:  
**D24**

NOTE:  
ALL DIMENSIONS TO BE FIELD  
VERIFIED PRIOR TO FABRICATION

**47** D4  
D25 AS.803 **JAMB DETAIL** E4500  
DRAWING SCALE  
24x36: 3/4:1  
11x17: 3/8:1

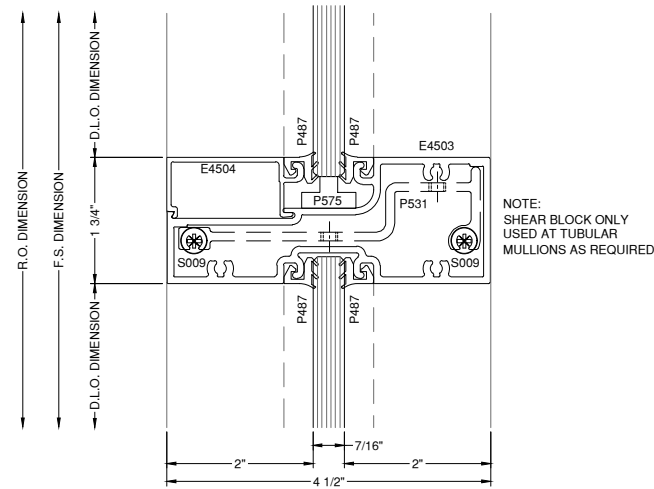


**48** E7  
D25 A4.801 **JAMB DETAIL** E4500  
DRAWING SCALE  
24x36: 3/4:1  
11x17: 3/8:1



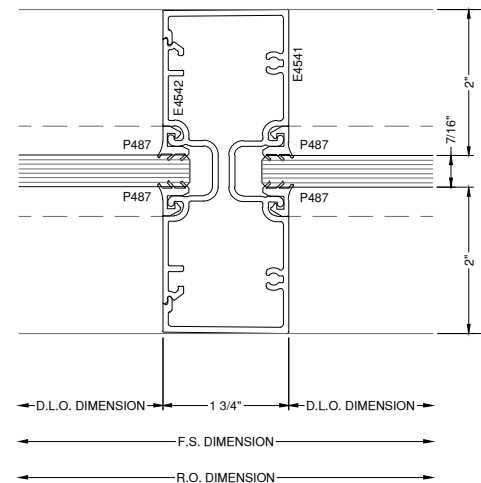
NOTE:  
SHEAR BLOCK ONLY  
USED AT TUBULAR  
MULLIONS AS REQUIRED

**49** D25  
D25 **HORZ. DETAIL** E4500  
DRAWING SCALE  
24x36: 3/4:1  
11x17: 3/8:1

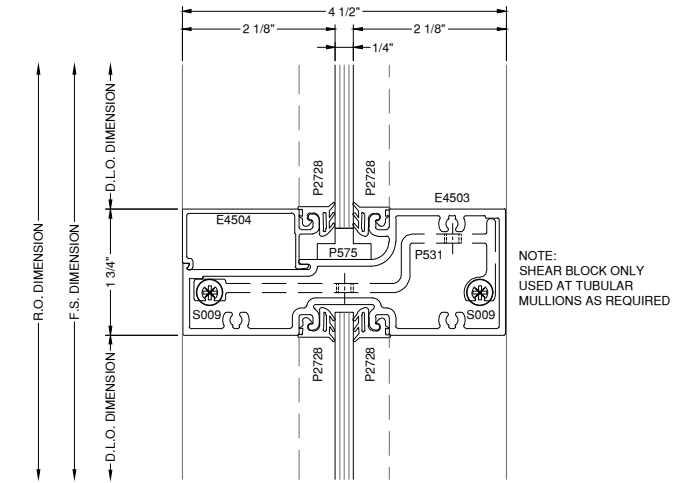


NOTE:  
SHEAR BLOCK ONLY  
USED AT TUBULAR  
MULLIONS AS REQUIRED

**51** D25  
D25 **HORZ. DETAIL** E4500  
DRAWING SCALE  
24x36: 3/4:1  
11x17: 3/8:1

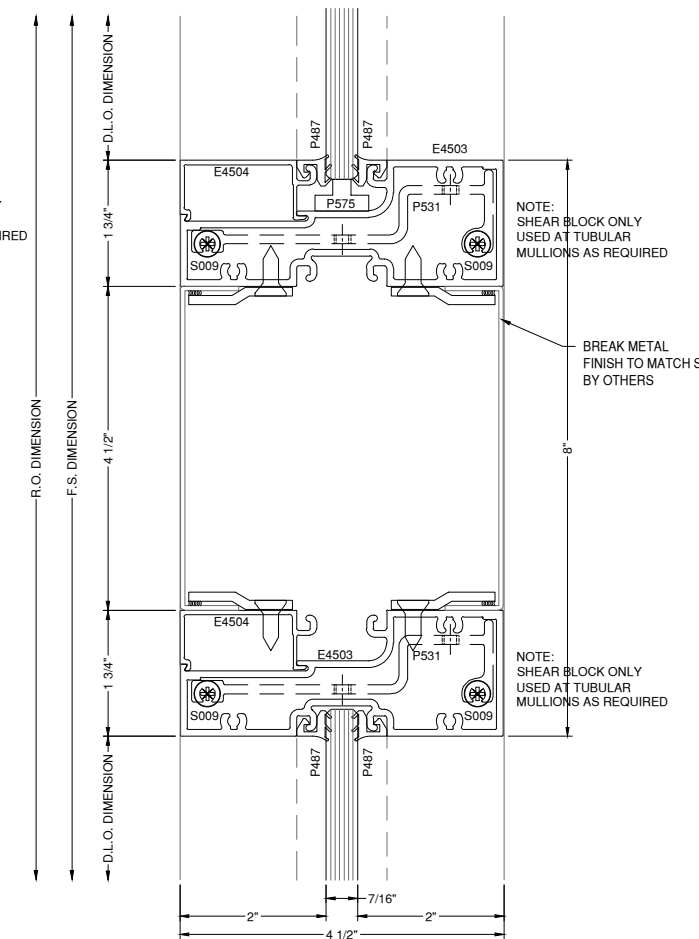


**52** D25  
D25 **VERT DETAIL** E4500  
DRAWING SCALE  
24x36: 3/4:1  
11x17: 3/8:1



NOTE:  
SHEAR BLOCK ONLY  
USED AT TUBULAR  
MULLIONS AS REQUIRED

**50** D25  
D25 **HORZ. DETAIL** E4500  
DRAWING SCALE  
24x36: 3/4:1  
11x17: 3/8:1



NOTE:  
SHEAR BLOCK ONLY  
USED AT TUBULAR  
MULLIONS AS REQUIRED

BREAK METAL  
FINISH TO MATCH SF  
BY OTHERS

**51A** D25  
D25 **HORZ. DETAIL** E4500  
DRAWING SCALE  
24x36: 3/4:1  
11x17: 3/8:1

# GLAZING CONTRACTOR

999 STREET, ST  
CITY, STATE 99999

PH: 999.999.9999

**MP** drafting  
& design

www.MPDRAFTING.com

P: 248.522.7096

F: 248.522.7030

## ARCHITECT:

WOLD ARCHITECTS AND ENGINEERS

332 MINNESOTA STREET, SUITE W2000  
SAINT PAUL, MN 55101  
PH: 651.227.7773

## STAMP AREA:

MOST RECENT REVISION 0	DATE 12.16.2025
---------------------------	--------------------

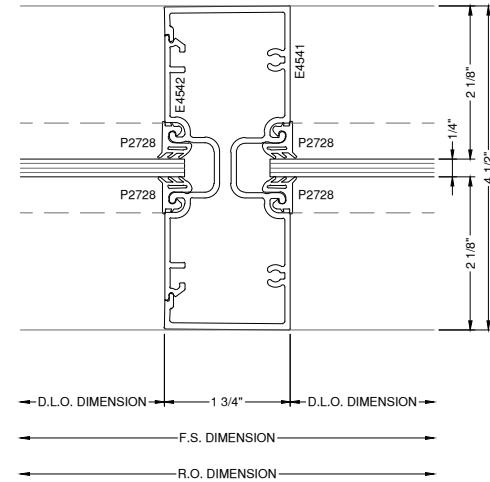
PROJECT NUMBER:  
**25-132E**

PROJECT NAME:  
**CUMBERLAND  
HIGH SCHOOL**

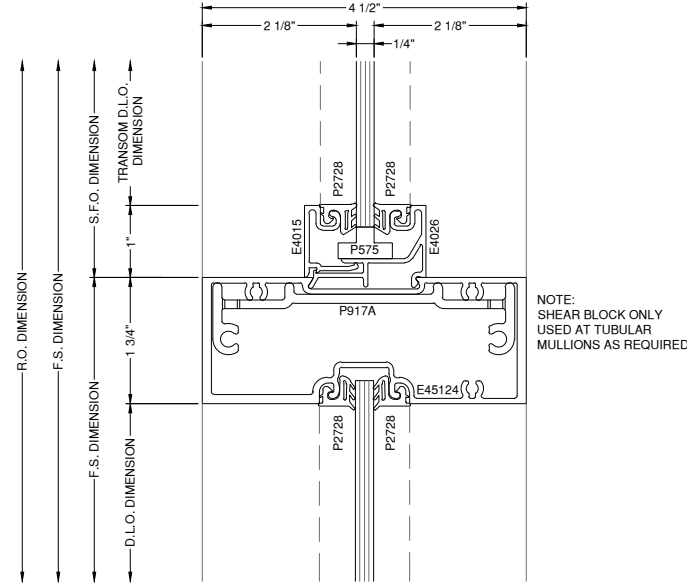
SHEET DESCRIPTION:  
**DETAILS**

SHEET:  
**D25**

NOTE:  
ALL DIMENSIONS TO BE FIELD  
VERIFIED PRIOR TO FABRICATION

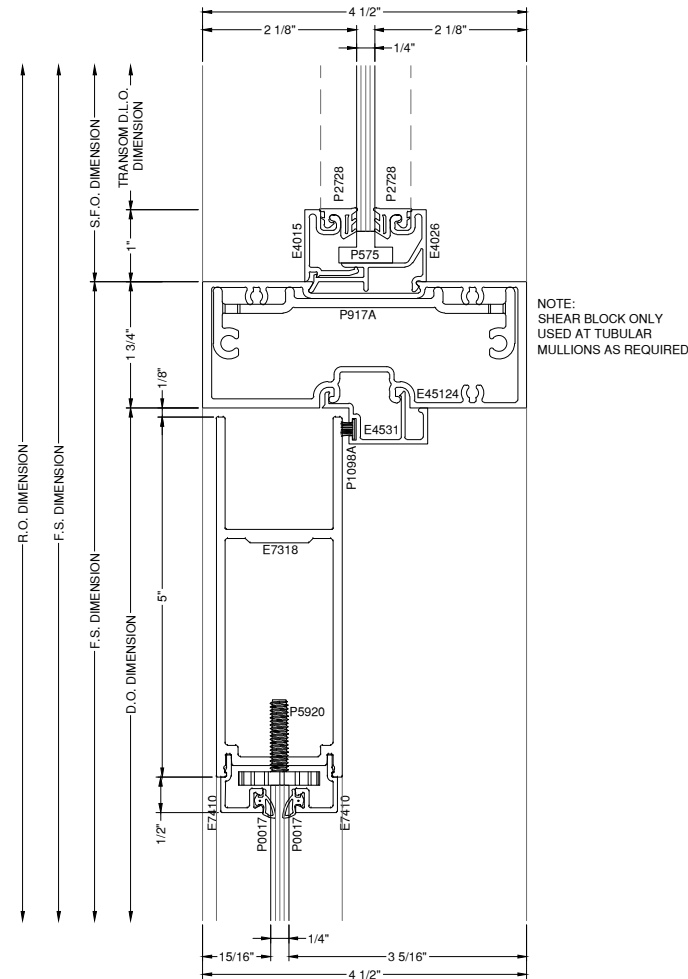


**53** VERT DETAIL  
DRAWING SCALE  
24x36: 3/4:1  
11x17: 3/8:1  
E4500



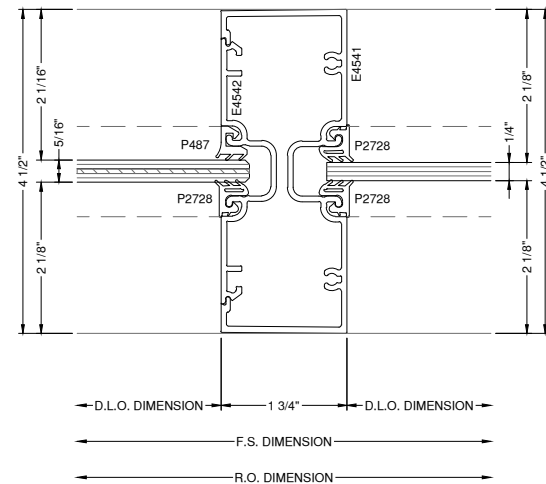
**55** TRANSOM HEAD DETAIL  
DRAWING SCALE  
24x36: 3/4:1  
11x17: 3/8:1  
E4500

NOTE:  
SHEAR BLOCK ONLY  
USED AT TUBULAR  
MULLIONS AS REQUIRED

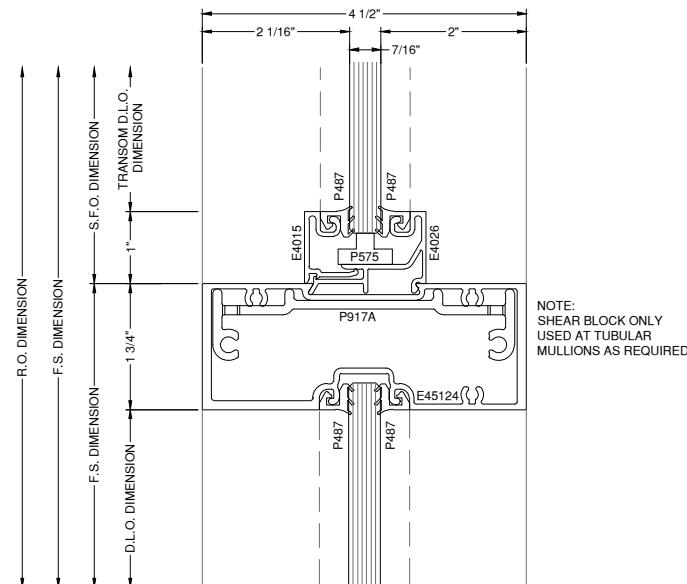


**57** DOOR HEAD DETAIL  
DRAWING SCALE  
24x36: 3/4:1  
11x17: 3/8:1  
E4500  
WIDE

NOTE:  
SHEAR BLOCK ONLY  
USED AT TUBULAR  
MULLIONS AS REQUIRED



**54** VERT DETAIL  
DRAWING SCALE  
24x36: 3/4:1  
11x17: 3/8:1  
E4500



**56** TRANSOM HEAD DETAIL  
DRAWING SCALE  
24x36: 3/4:1  
11x17: 3/8:1  
E4500

NOTE:  
SHEAR BLOCK ONLY  
USED AT TUBULAR  
MULLIONS AS REQUIRED

# GLAZING CONTRACTOR

999 STREET, ST  
CITY, STATE 99999  
PH: 999.999.9999



www.MPDRAFTING.com  
P: 248.522.7096  
F: 248.522.7030

## ARCHITECT:

WOLD ARCHITECTS AND ENGINEERS  
332 MINNESOTA STREET, SUITE W2000  
SAINT PAUL, MN 55101  
PH: 651.227.7773

## STAMP AREA:

MOST RECENT REVISION 0	DATE 12.16.2025
---------------------------	--------------------

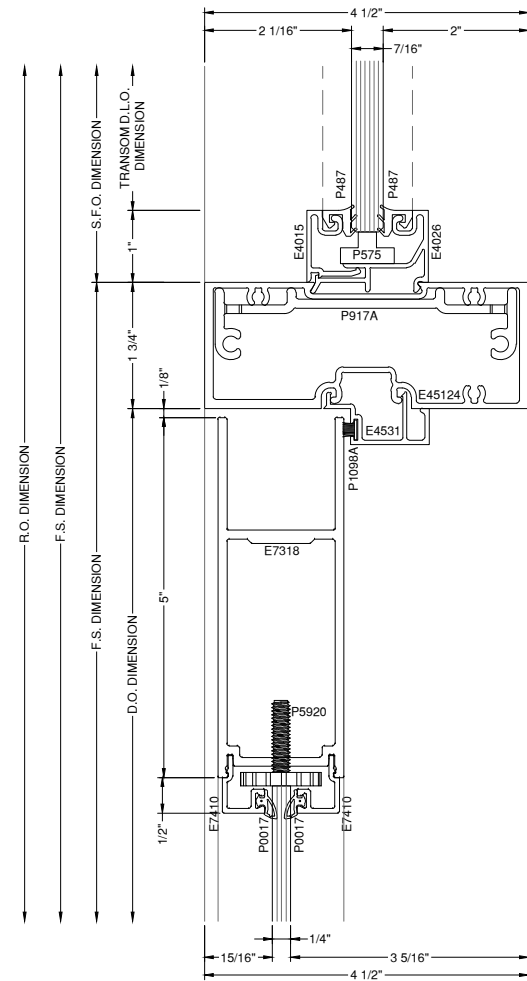
PROJECT NUMBER:  
**25-132E**

PROJECT NAME:  
**CUMBERLAND  
HIGH SCHOOL**

SHEET DESCRIPTION:  
**DETAILS**

SHEET:  
**D26**

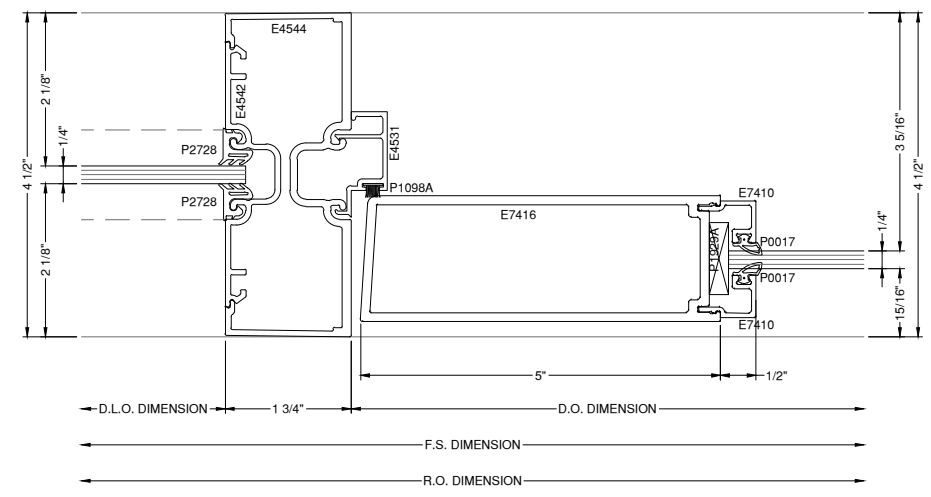
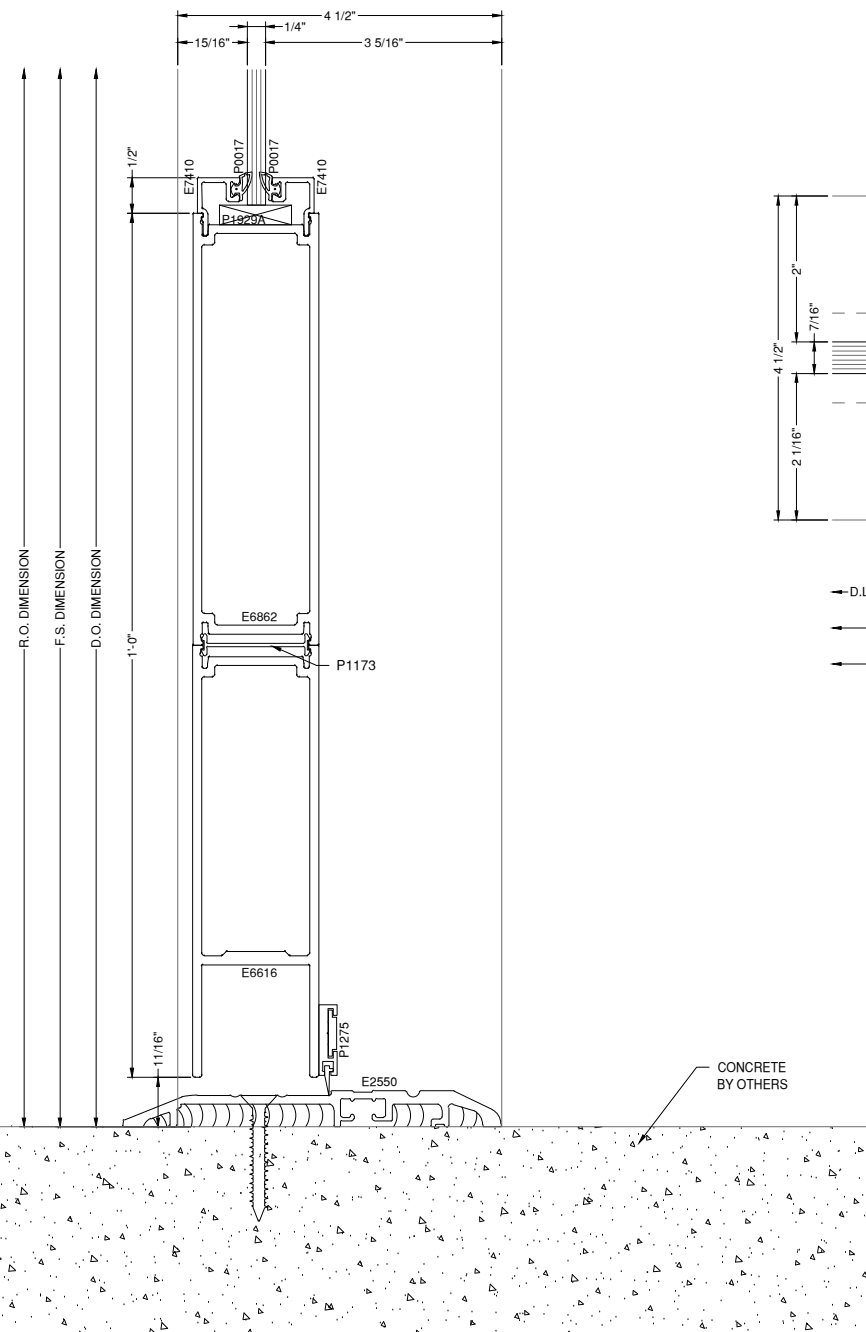
NOTE:  
ALL DIMENSIONS TO BE FIELD  
VERIFIED PRIOR TO FABRICATION



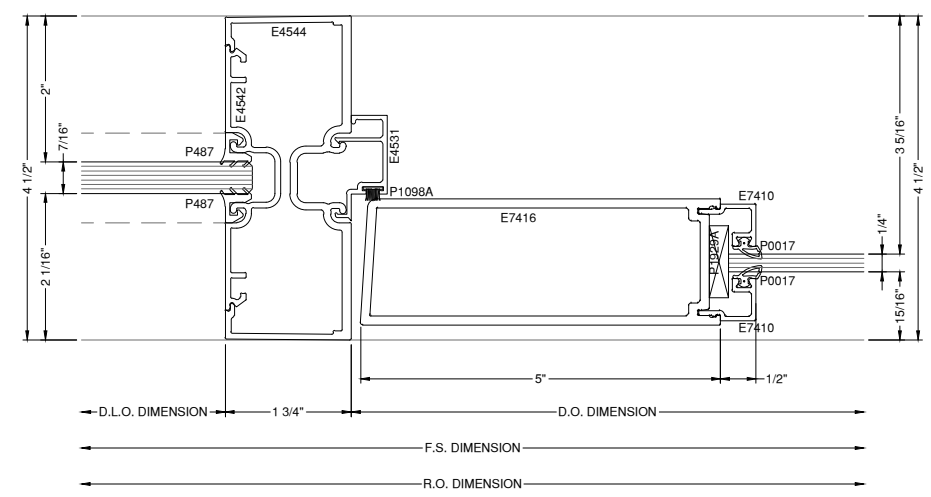
**58** DOOR HEAD DETAIL  
DRAWING SCALE  
24x36: 3/4:1  
11x17: 3/8:1  
E4500  
WIDE

NOTE:  
SHEAR BLOCK ONLY  
USED AT TUBULAR  
MULLIONS AS REQUIRED

**59** THRESHOLD DETAIL  
DRAWING SCALE  
24x36: 3/4:1  
11x17: 3/8:1  
E4500  
WIDE



**60** DOOR JAMB DETAIL  
DRAWING SCALE  
24x36: 3/4:1  
11x17: 3/8:1  
E4500  
WIDE



**61** DOOR JAMB DETAIL  
DRAWING SCALE  
24x36: 3/4:1  
11x17: 3/8:1  
E4500  
WIDE

GLAZING  
CONTRACTOR

999 STREET, ST  
CITY, STATE 99999  
PH: 999.999.9999

MP drafting  
& design

www.MPDRAFTING.com  
P: 248.522.7096  
F: 248.522.7030

ARCHITECT:

WOLD ARCHITECTS AND ENGINEERS  
332 MINNESOTA STREET, SUITE W2000  
SAINT PAUL, MN 55101  
PH: 651.227.7773

STAMP AREA:

MOST RECENT REVISION  
0 DATE  
12.16.2025

PROJECT NUMBER:  
25-132E

PROJECT NAME:  
CUMBERLAND  
HIGH SCHOOL

SHEET DESCRIPTION:  
DETAILS

SHEET:  
D27

NOTE:  
ALL DIMENSIONS TO BE FIELD  
VERIFIED PRIOR TO FABRICATION

# GLAZING CONTRACTOR

999 STREET, ST  
CITY, STATE 99999  
PH: 999.999.9999



www.MPDRAFTING.com  
P: 248.522.7096  
F: 248.522.7030

## ARCHITECT:

WOLD ARCHITECTS AND ENGINEERS  
332 MINNESOTA STREET, SUITE W2000  
SAINT PAUL, MN 55101  
PH: 651.227.7773

## STAMP AREA:

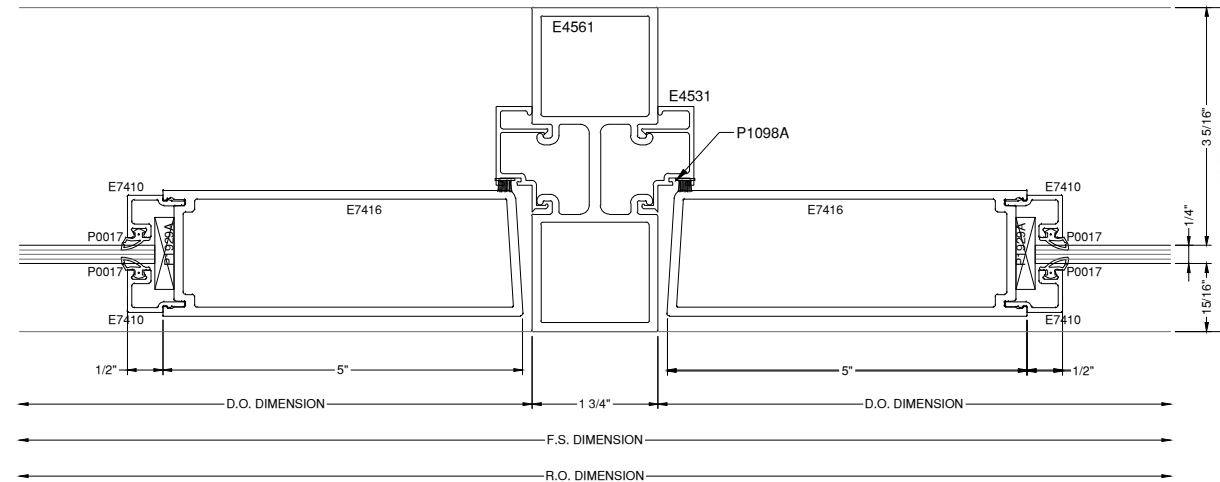
MOST RECENT REVISION 0	DATE 12.16.2025
---------------------------	--------------------

PROJECT NUMBER:  
**25-132E**

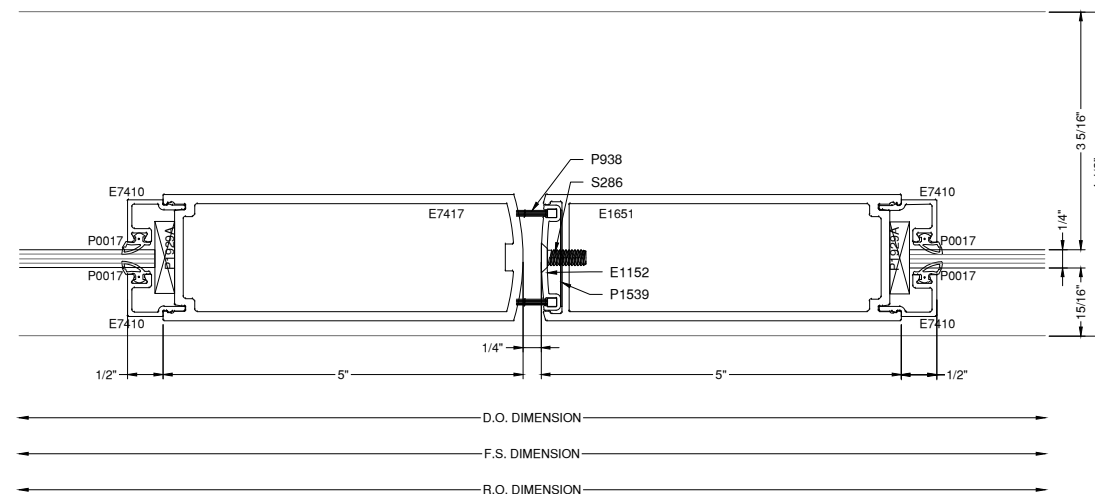
PROJECT NAME:  
**CUMBERLAND  
HIGH SCHOOL**

SHEET DESCRIPTION:  
**DETAILS**

SHEET:  
**D28**

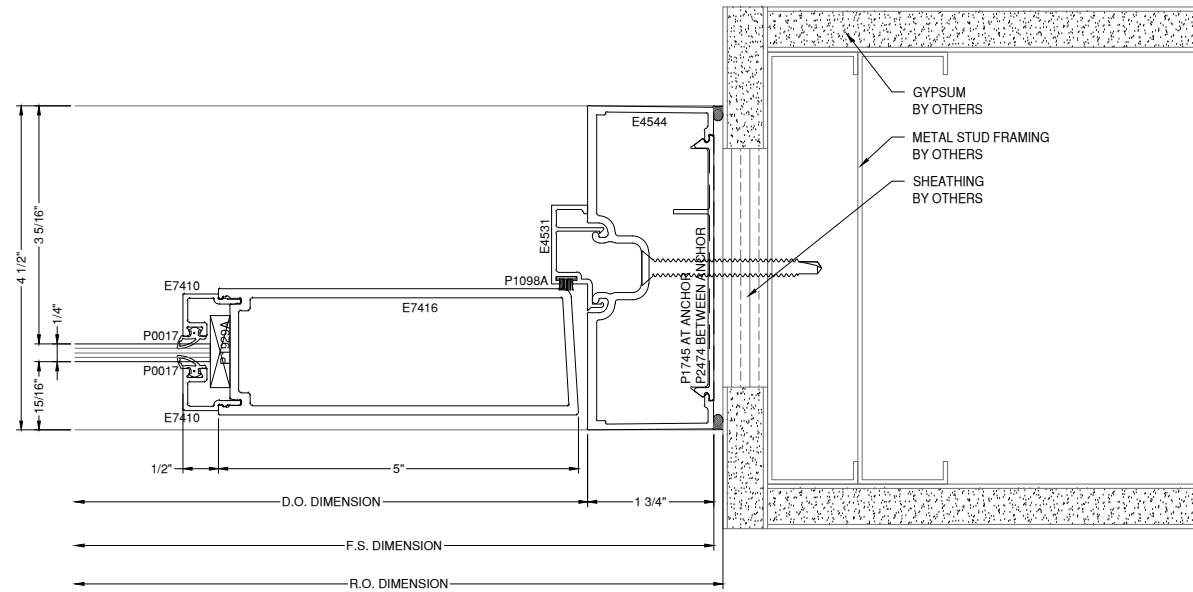


**62** DOOR JAMB DETAIL  
DRAWING SCALE  
24x36: 3/4:1  
11x17: 3/8:1  
E4500  
WIDE

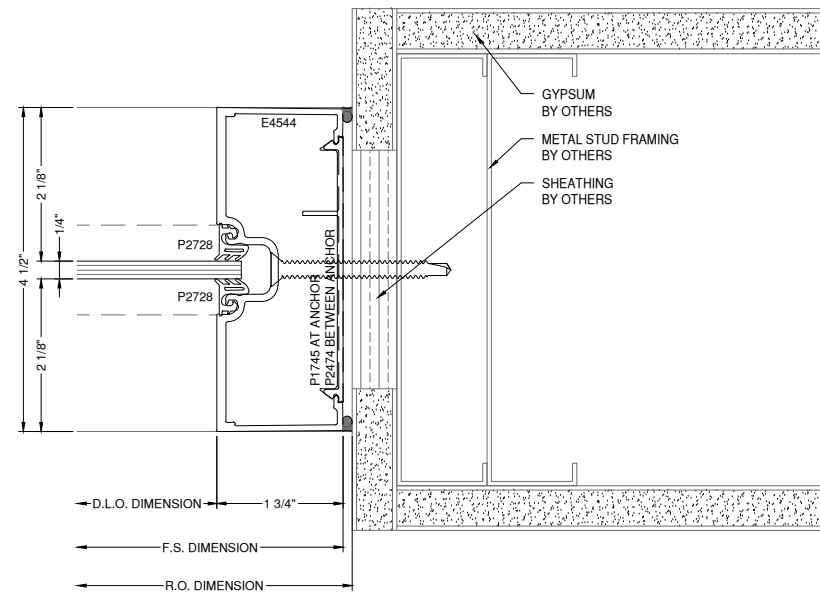


**63** DOOR STILE DETAIL  
DRAWING SCALE  
24x36: 3/4:1  
11x17: 3/8:1  
WIDE

NOTE:  
ALL DIMENSIONS TO BE FIELD  
VERIFIED PRIOR TO FABRICATION



**64** DOOR JAMB DETAIL  
D29  
DRAWING SCALE  
24x36: 3/4:1  
11x17: 3/8:1  
E4500  
WIDE



**65** TRANSOM JAMB DETAIL  
D29  
DRAWING SCALE  
24x36: 3/4:1  
11x17: 3/8:1  
E4500

# GLAZING CONTRACTOR

999 STREET, ST  
CITY, STATE 99999  
PH: 999.999.9999



www.MPDRAFTING.com  
P: 248.522.7096  
F: 248.522.7030

## ARCHITECT:

WOLD ARCHITECTS AND ENGINEERS  
332 MINNESOTA STREET, SUITE W2000  
SAINT PAUL, MN 55101  
PH: 651.227.7773

## STAMP AREA:

MOST RECENT REVISION 0	DATE 12.16.2025
---------------------------	--------------------

PROJECT NUMBER:  
**25-132E**

PROJECT NAME:  
**CUMBERLAND  
HIGH SCHOOL**

SHEET DESCRIPTION:  
**DETAILS**

SHEET:  
**D29**