

HENRY FORD HEALTH - DETROIT RESEARCH

BUILDING NO.1

6141 3RD AVE DETROIT, MICHIGAN 48202

EMBED SHOP DRAWINGS

GLAZING
CONTRACTOR

999 STREET, ST
CITY, STATE 99999
PH: 999.999.9999

GLAZING SCHEDULE

	-
	-
	-
	-
	-
	-
	-
	-
	-
	-

SYSTEM NOTES

SYSTEMS TYPES

SYSTEM #1: ANCHOR A - JORDAHL JTA W 40/22-300 2A CHANNEL
 SYSTEM #2: ANCHOR B - JORDAHL JTA W 40/22-300 2A CHANNEL
 W/ (2) #4 x 16" BLACK REBAR TAILS
 SYSTEM #3: ANCHOR C - JORDAHL JTA W 50/30-300 2A CHANNEL
 W/ (2) #4 x 16" BLACK REBAR TAILS
 SYSTEM #4: ANCHOR D - JORDAHL JTA W 53/34-300 2A CHANNEL
 W/ (2) #5 x 16" BLACK REBAR TAILS

METAL FINISHES

-

SEALANT TYPES

TBD

STRUCTURE BY OTHERS

THE BUILDING STRUCTURE AND COMPONENTS THEREOF MUST BE CAPABLE OF SAFELY CARRYING THE LOADS IMPOSED UPON IT BY THE SYSTEMS DETAILED, INCLUDING BUT NOT LIMITED TO DEAD LOADS OF THE SYSTEMS, WIND LOADINGS, THERMAL LOADINGS, SEISMIC LOADINGS, SNOW LOADINGS AND LIVE LOADINGS.

NOTES:

THESE SHOP DRAWINGS HAVE BEEN PREPARED BASED ON ARCHITECTURAL DRAWINGS: DR 004 - 2024.08.09

SYMBOLS

- GLAZING IDENTIFICATION	- WORK POINT
- DETAIL IDENTIFICATION /PAGE NUMBER	- ELEVATION BENCHMARK
- COLUMN LINE	- DEAD LOAD ANCHOR
- SECTION	- WIND LOAD ANCHOR
- VIEW	- REVISION NUMBER CALL-OUT
- SCHEDULED HARDWARE	- STEEL CALL-OUT

R.O. - ROUGH OPENING	N.T.S. - NOT TO SCALE
D.O. - DOOR OPENING	F.F. - FINISH FLOOR
D.L.O. - DAY LIGHT OPENING	V.I.F. - VERIFY IN FIELD
S.F.O. - STOREFRONT OPENING	DL - DEADLOAD
C.W.O. - CURTAINWALL OPENING	WL - WINDLOAD
G.S. - GLASS SIZE	E.O.G - EDGE OF GLASS
F.S. - FRAME SIZE	T/O - TOP OF
W.P. - WORK POINT	B/O - BOTTOM OF
CL - CENTER LINE	REF. - REFERENCE

DRAWING NOTES

- MP DRAFTING & DESIGN AND THE CUSTOMER WILL ASSUME NO RESPONSIBILITY FOR ERRORS RESULTING FROM THE USE OF THESE DRAWINGS BY OTHER TRADES.
 - FINAL APPROVAL BY THE GENERAL CONTRACTOR CONSTITUTES ACCEPTANCE OF ALL DEVIATIONS TO THE CONTRACT DOCUMENTS MADE BY MP DRAFTING & DESIGN AND THE CUSTOMER IN THESE DRAWINGS.
 - THESE DRAWINGS REPRESENT MP DRAFTING'S AND THE CUSTOMER'S INTERPRETATION OF THE APPLICATION OF PRODUCTS TO THIS PROJECT IN FUNCTIONAL COMPLIANCE WITH THE ARCHITECT'S DRAWINGS AND SPECIFICATION. IT IS IMPORTANT THAT THIS INTERPRETATION BE REVIEWED DIMENSIONALLY AND FUNCTIONALLY WITH RESPECT TO ACTUAL ARCHITECT'S INTENT, INTERFACING CONDITIONS, MATERIAL AND JOB SITE CONDITIONS.
 - ALL DIMENSIONS SHALL BE FIELD VERIFIED AND/OR APPROVED BY THE GENERAL CONTRACTOR PRIOR TO GLASS ORDERING AND FABRICATION. MP DRAFTING & DESIGN AND THE CUSTOMER WILL ASSUME NO RESPONSIBILITY FOR DIMENSIONAL ERRORS OR CHANGES RESULTING FROM FIELD CORRECTIONS.
 - PROJECT MATERIALS MUST BE PROTECTED IMMEDIATELY FROM STAINING BY WET CARDBOARD PAPER AND FROM THE ACTION OF HARSH ALKALIS AND SAND IN CONCRETE, STUCCO, MORTAR OR PLASTER. THE SETTING OF THE PROJECT MATERIALS REQUIRES THE GENERAL CONTRACTOR TO CLOSELY SUPERVISE OTHER TRADES SO AS TO PREVENT MARRING OR DISCOLORATION FROM ANY CAUSE.
 - ALL SEALANT JOINTS SHOULD BE SEALED WATERTIGHT FOLLOWING THE SEALANT MANUFACTURER'S RECOMMENDATIONS AS TO SIZE, METHOD OF APPLICATION AND COMPATIBILITY WITH ADJOINING MATERIALS.
 - ALL FRAMING SYSTEMS SHALL BE FABRICATED & INSTALLED PER THE MANUFACTURERS INSTRUCTIONS.
 - THE ROUGH OPENINGS PROVIDED MUST BE SQUARE AND WITHIN SPECIFIED BUILDING TOLERANCES.
 - PERIMETER SUBSTRATE MUST BE CAPABLE OF WITHSTANDING REACTION FORCES IMPOSED BY DESIGN LOADS.
 - ALL FASTENING INFORMATION TO BE VERIFIED ON SITE BY CUSTOMER FOR VARIATION FROM SHOP DRAWINGS. ALL FASTENERS SHOWN FOR REFERENCE ONLY UNLESS SPECIFICALLY CALLED OUT BY PROFESSIONAL ENGINEER.
 - LAWS AND BUILDING AND SAFETY CODES GOVERNING THE DESIGN AND USE OF GLAZING ENTRANCE, WINDOW AND CURTAIN WALL PRODUCTS VARY WIDELY. MP DRAFTING & DESIGN AND THE CUSTOMER DOES NOT CONTROL THESE SELECTION OF PRODUCT CONFIGURATIONS, OPERATING HARDWARE OR GLAZING MATERIALS AND ASSUMES NO RESPONSIBILITY.
 - SEE CUSTOMER'S QUOTATION FOR ANY EXCLUDED ITEMS NOT NOTED WITHIN.
- PROPRIETARY NOTICE:**
 THIS DRAWING SHEET AND CONTENTS HEREIN ARE PROPERTY OF MP DRAFTING & DESIGN AND ITS CUSTOMERS. USE OF THESE DRAWINGS, ITS CONTENT AND DESIGN CONCEPTS ARE INTENDED FOR THE USE OF THE INTENDED RECIPIENT. MP DRAFTING & DESIGN AND ITS CUSTOMERS ARE NOT RESPONSIBLE FOR USE BY OTHER PARTIES.

ENGINEERING

P.E. STRUCTURAL REVIEW INCLUDED: YES NO

TYPICAL ENGINEERING NOTE:

ENGINEERING REVIEW (IF REQUIRED) WILL BE PROVIDED AFTER 1ST SUBMITTAL APPROVAL OF THESE SHOP DRAWINGS. ALL APPLICABLE INFORMATION BELOW, SYSTEM REVIEW, REINFORCEMENT, FASTENERS, LOADS, ETC. WILL BE PROVIDED AT THAT TIME.

ARCHITECT NOTE: PLEASE VERIFY ALL INFORMATION BELOW

DESIGN LOADS: (PER ----)
 BASIC WINDSPEED: -
 IMPORTANCE FACTOR: -
 EXPOSURE CATEGORY: -
 BUILDING HEIGHT: -
 TYPICAL WINDLOAD: -
 CORNER WINDLOAD: -
 SNOW LOADS: -
 ALLOWABLE DEFLECTION: - L/175 (SPAN < 13'-6"), L/240+1/4" (SPAN >= 13'-6")

SHEET INDEX

C1	COVER SHEET
P1 THRU P4	FLOOR PLANS
E1 THRU E42	EMBED PLANS
D1 THRU D13	DETAILS

DIMENSION VERIFICATION

FIELD VERIFIED:
 GUARANTEED DIMENSIONS:

REVISIONS

REV	DESCRIPTION	DATE	BY
0	1ST SUBMITTAL	07.15.24	MCH
1	2ND SUBMITTAL	09.26.24	MCH
2	3RD SUBMITTAL	12.23.24	MCH

ARCHITECT:

ZGF
 ZIMMER GUNSUL FRANSCA ARCHITECTS LLP
 925 FOURTH AVENUE SUITE 2400
 SEATTLE, WASHINGTON 98104
 PH: 206.623.9414

ARCHITECT NOTE:
 ALL NOTES REQUESTING VERIFICATION, CONFIRMATION, OR INFORMATION THAT ARE NOT ANSWERED ARE ASSUMED TO BE CORRECT AS SHOWN ON THESE DRAWINGS.

STAMPS/ SUBMITTALS:

REVISION	DATE
0	07.15.24
1	09.26.24
2	12.23.24
-	-
-	-

PROJECT NUMBER:
24-087

PROJECT NAME:
HENRY FORD-MSU
RESEARCH

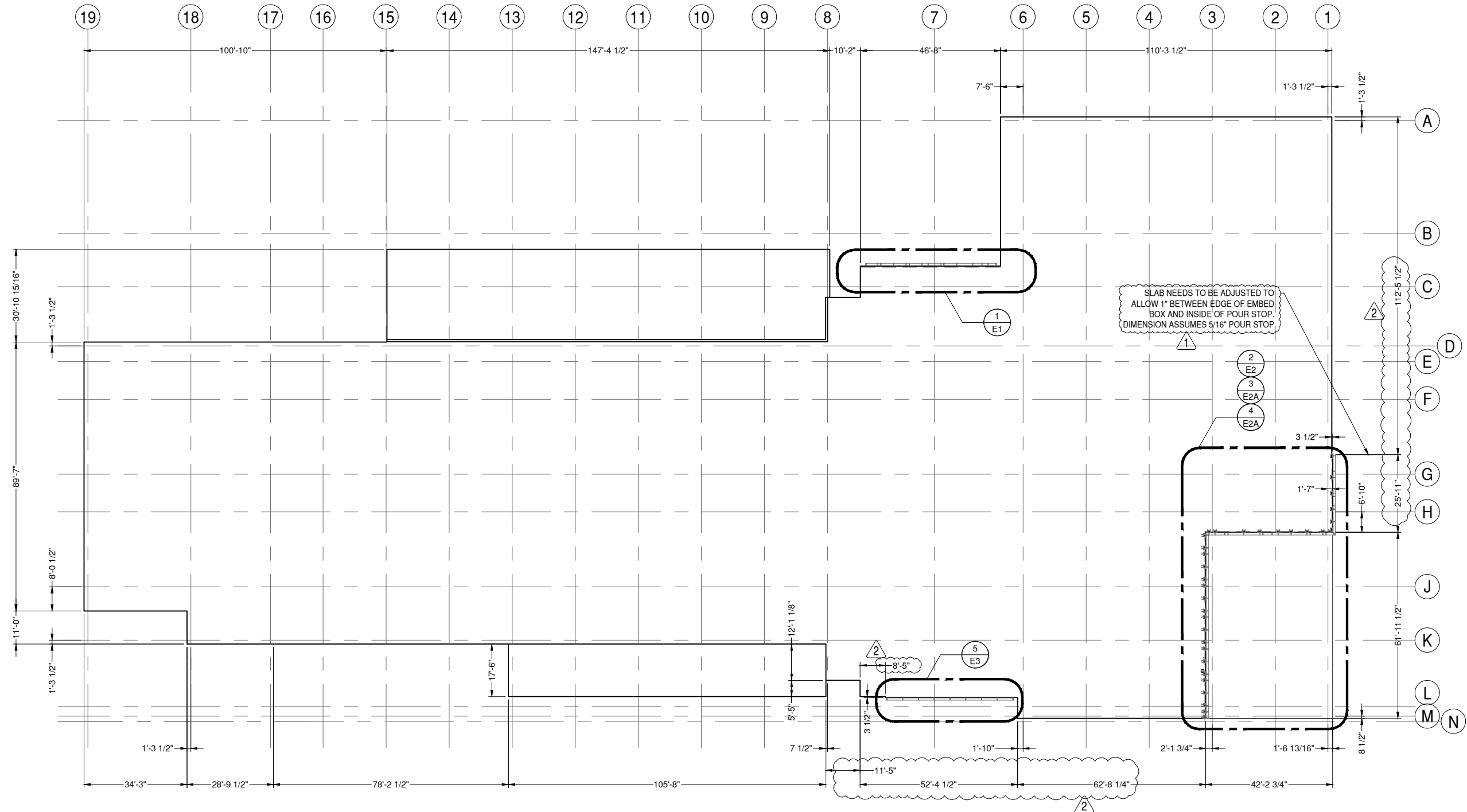
SHEET DESCRIPTION:
COVER SHEET


SHEET:
C1

NOTE SYMBOL KEY

	ARCHITECT NOTE		ENGINEERING NOTE ENGINEER OF RECORD OR DELEGATED DESIGN
	GLAZING CONTRACTOR OR PROJECT MANAGER NOTE		FABRICATOR OR INSTALLER NOTE

NOTE:
DIMENSIONS SHOWN ARE EDGE OF SLAB.
PLEASE CONFIRM ALL DIMENSIONS.




1 SLAB EDGE PLAN - LEVEL 2 ARCH. REF. 1/A2.23
P1 DRAWING SCALE
 24x36: N.T.S.
 11x17: N.T.S.

GLAZING CONTRACTOR

999 STREET, ST
CITY, STATE 99999
PH: 999.999.9999

MP drafting & design
www.MPDRAFTING.com
P: 248.522.7096
F: 248.522.7030

ARCHITECT:
ZGF
ZIMMER GUNSUL FRANSCA ARCHITECTS LLP
925 FOURTH AVENUE SUITE 2400
SEATTLE, WASHINGTON 98104
PH: 206.623.9414
ARCHITECT NOTE:
ALL NOTES REQUESTING VERIFICATION,
CONFIRMATION, OR INFORMATION THAT ARE
NOT ANSWERED ARE ASSUMED TO BE
CORRECT AS SHOWN ON THESE DRAWINGS.

**STAMPS/
SUBMITTALS:**

REVISION	DATE
0	07.15.24
1	09.26.24
2	12.23.24
-	-
-	-

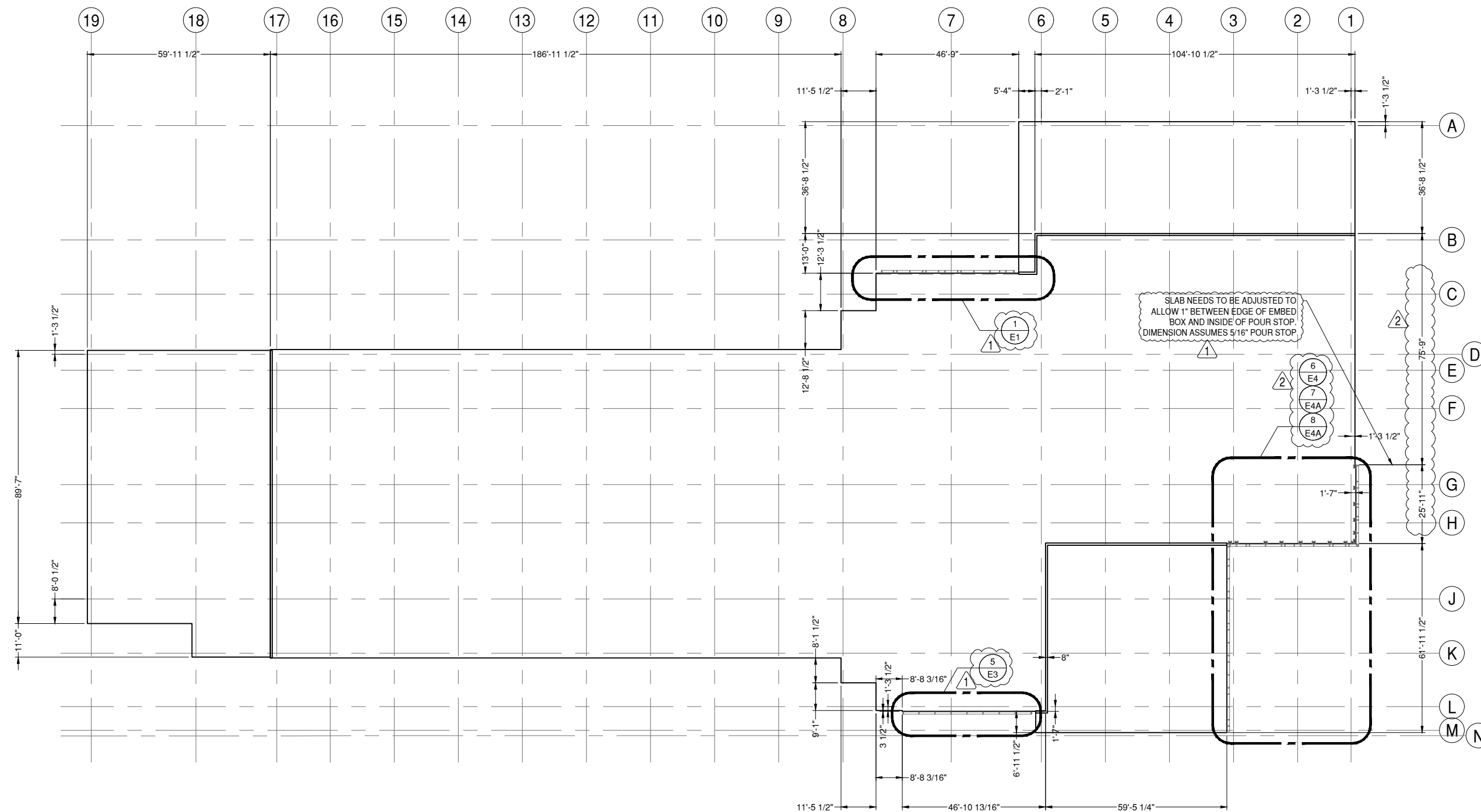
PROJECT NUMBER:
24-087

PROJECT NAME:
**HENRY FORD-MSU
RESEARCH**

SHEET DESCRIPTION:
PLAN VIEW

SHEET:
P1

NOTE:
DIMENSIONS SHOWN ARE EDGE OF SLAB.
PLEASE CONFIRM ALL DIMENSIONS.



2 SLAB EDGE PLAN - LEVEL 3

P2 DRAWING SCALE
24x36: N.T.S.
11x17: N.T.S.

ARCH. REF.
1/A2.33

GLAZING CONTRACTOR

999 STREET, ST
CITY, STATE 99999
PH: 999.999.9999



www.MPDRAFTING.com

P: 248.522.7096
F: 248.522.7030

ARCHITECT:

ZGF
ZIMMER GUNSUL FRANSCA ARCHITECTS LLP

925 FOURTH AVENUE SUITE 2400
SEATTLE, WASHINGTON 98104
PH: 206.623.9414

ARCHITECT NOTE:
ALL NOTES REQUESTING VERIFICATION,
CONFIRMATION, OR INFORMATION THAT ARE
NOT ANSWERED ARE ASSUMED TO BE
CORRECT AS SHOWN ON THESE DRAWINGS.

STAMPS/ SUBMITTALS:

REVISION	DATE
0	07.15.24
1	09.26.24
2	12.23.24
-	-
-	-

PROJECT NUMBER:
24-087

PROJECT NAME:
**HENRY FORD-MSU
RESEARCH**

SHEET DESCRIPTION:
PLAN VIEW

SHEET:
P2

GLAZING CONTRACTOR

999 STREET, ST
CITY, STATE 99999
PH: 999.999.9999



www.MPDRAFTING.com
P: 248.522.7096
F: 248.522.7030

ARCHITECT:

ZGF
ZIMMER GUNSUL FRANSCA ARCHITECTS LLP
925 FOURTH AVENUE SUITE 2400
SEATTLE, WASHINGTON 98104
PH: 206.623.9414

ARCHITECT NOTE:
ALL NOTES REQUESTING VERIFICATION,
CONFIRMATION, OR INFORMATION THAT ARE
NOT ANSWERED ARE ASSUMED TO BE
CORRECT AS SHOWN ON THESE DRAWINGS.

STAMPS/ SUBMITTALS:

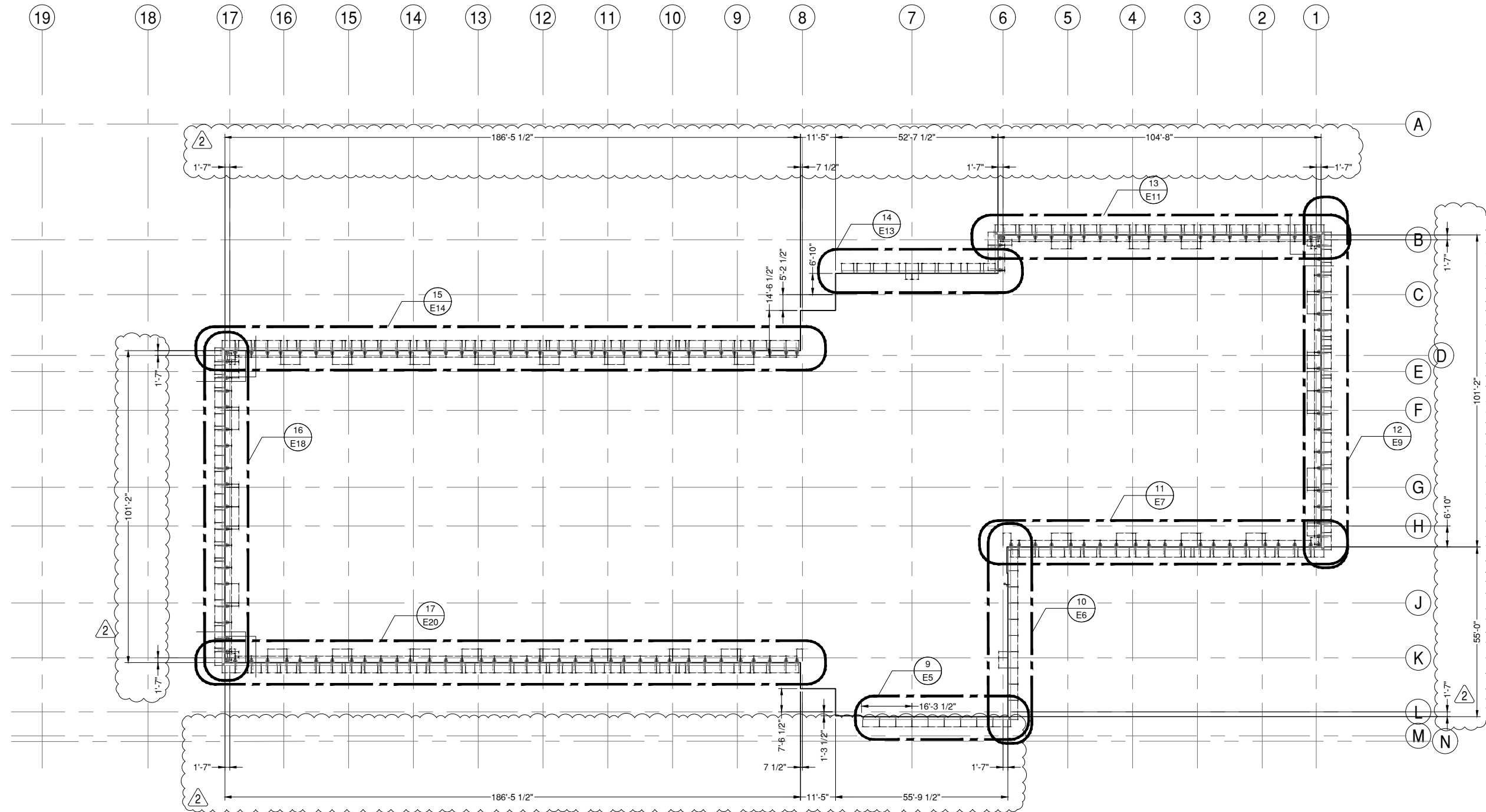
REVISION	DATE
0	07.15.24
1	09.26.24
2	12.23.24
.	.
.	.

PROJECT NUMBER:
24-087

PROJECT NAME:
**HENRY FORD-MSU
RESEARCH**

SHEET DESCRIPTION:
PLAN VIEW

SHEET:
P3



3 SLAB EDGE PLAN - LEVEL 4-7

P3 DRAWING SCALE
24x36: N.T.S.
11x17: N.T.S.

ARCH. REF.
1/A2.43

GLAZING CONTRACTOR

999 STREET, ST
CITY, STATE 99999
PH: 999.999.9999

MP drafting
& design

www.MPDRAFTING.com

P: 248.522.7096
F: 248.522.7030

ARCHITECT:

ZGF
ZIMMER GUNSUL FRANSCA ARCHITECTS LLP

925 FOURTH AVENUE SUITE 2400
SEATTLE, WASHINGTON 98104
PH: 206.623.9414

ARCHITECT NOTE:
ALL NOTES REQUESTING VERIFICATION,
CONFIRMATION, OR INFORMATION THAT ARE
NOT ANSWERED ARE ASSUMED TO BE
CORRECT AS SHOWN ON THESE DRAWINGS.

STAMPS/ SUBMITTALS:

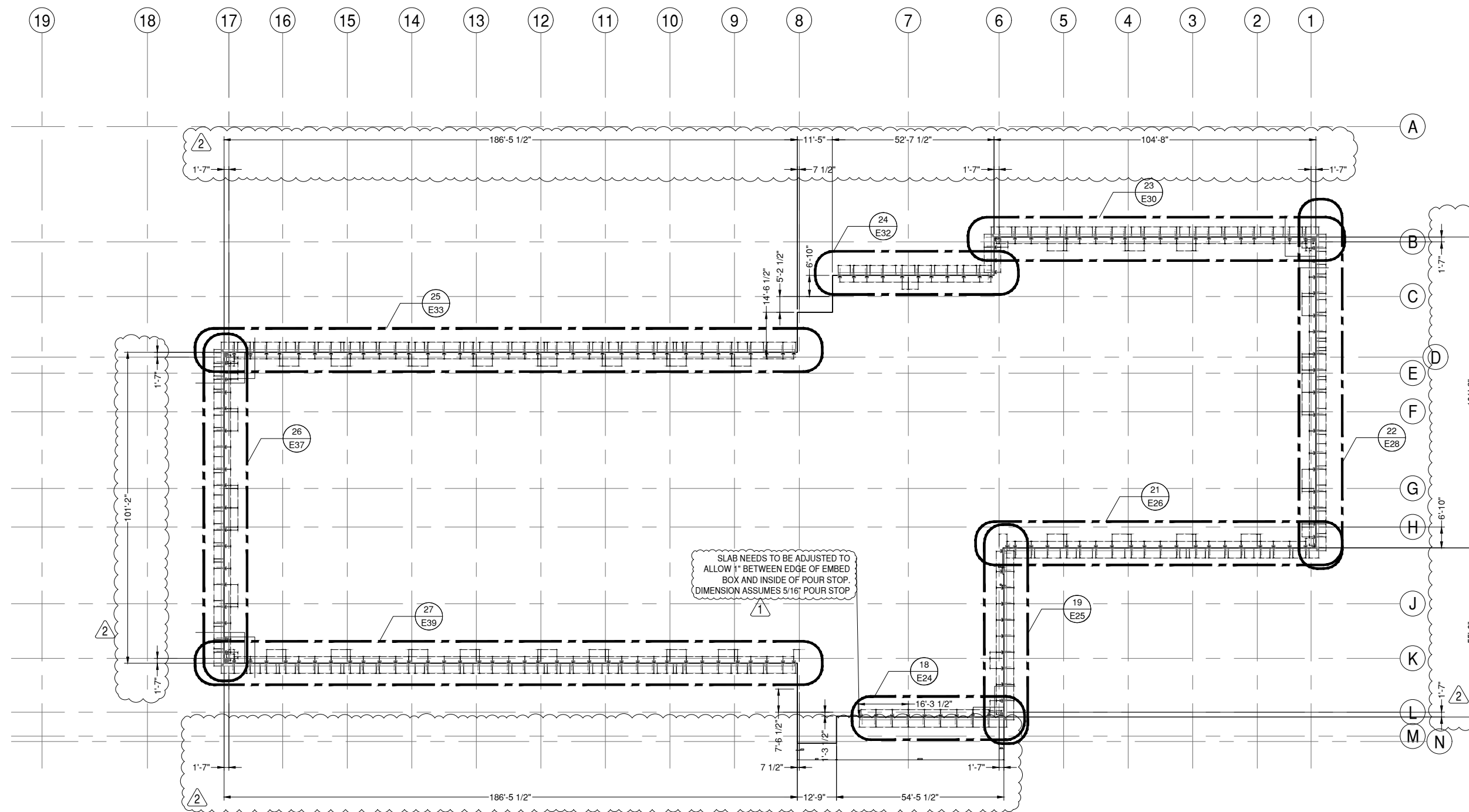
REVISION	DATE
0	07.15.24
1	09.26.24
2	12.23.24
.	.
.	.

PROJECT NUMBER:
24-087

PROJECT NAME:
**HENRY FORD-MSU
RESEARCH**

SHEET DESCRIPTION:
PLAN VIEW

SHEET:
P4



4 SLAB EDGE PLAN - LEVEL 8

P4 DRAWING SCALE
24x36: N.T.S.
11x17: N.T.S.

ARCH. REF.
1/A2.83

NOTE:
ALL DIMENSIONS TO BE FIELD
VERIFIED PRIOR TO FABRICATION

GLAZING CONTRACTOR

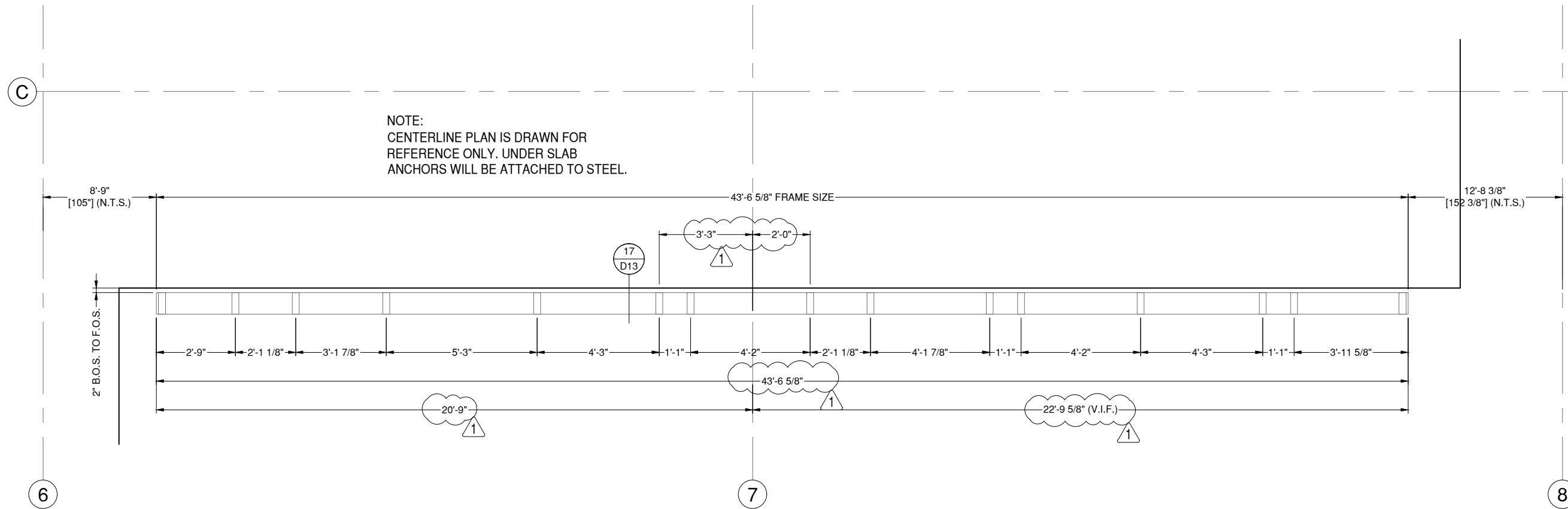
999 STREET, ST
CITY, STATE 99999
PH: 999.999.9999



CONTRACTOR NOTE:
MISSING/CONFLICTING INFORMATION
ANCHOR TYPES AND COUNT MUST BE
CONFIRMED PRIOR TO INSTALLATION.



ARCHITECT NOTE:
VERTICAL MEMBER LOCATIONS
ADJUSTED TO MATCH NEC
LOCATIONS. DISCREPANCIES WITH
THE ARCHITECTURALS MAY EXIST.



NOTE:
CENTERLINE PLAN IS DRAWN FOR
REFERENCE ONLY. UNDER SLAB
ANCHORS WILL BE ATTACHED TO STEEL.



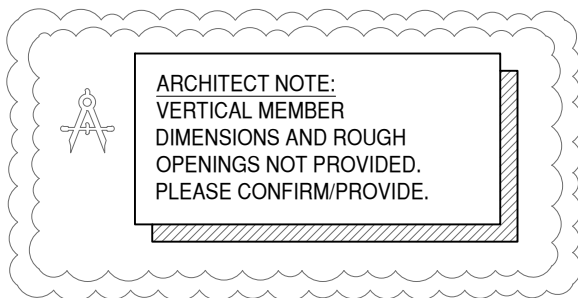
www.MPDRAFTING.com
P: 248.522.7096
F: 248.522.7030

ARCHITECT:

ZGF
ZIMMER GUNSUL FRANSCA ARCHITECTS LLP
925 FOURTH AVENUE SUITE 2400
SEATTLE, WASHINGTON 98104
PH: 206.623.9414

ARCHITECT NOTE:
ALL NOTES REQUESTING VERIFICATION,
CONFIRMATION, OR INFORMATION THAT ARE
NOT ANSWERED ARE ASSUMED TO BE
CORRECT AS SHOWN ON THESE DRAWINGS.

STAMPS/ SUBMITTALS:



ARCHITECT NOTE:
VERTICAL MEMBER
DIMENSIONS AND ROUGH
OPENINGS NOT PROVIDED.
PLEASE CONFIRM/PROVIDE.

1 EMBED PLAN 1
E1

DRAWING SCALE
24x36: 1/2" = 1'-0"
11x17: 1/4" = 1'-0"

EMBED COUNTS
N/A

LEVEL 2+3

DIMENSION TERMS:

B.O.S. = BACK OF SYSTEM
CL = COLUMNLINE
F.O.S. = FRONT OF SLAB

REVISION	DATE
0	07.15.24
1	09.26.24
2	12.23.24
-	-
-	-

PROJECT NUMBER:
24-087

PROJECT NAME:
**HENRY FORD-MSU
RESEARCH**

SHEET DESCRIPTION:
EMBED PLANS

SHEET:
E1

NOTE:
ALL DIMENSIONS TO BE FIELD
VERIFIED PRIOR TO FABRICATION

GLAZING CONTRACTOR

999 STREET, ST
CITY, STATE 99999
PH: 999.999.9999



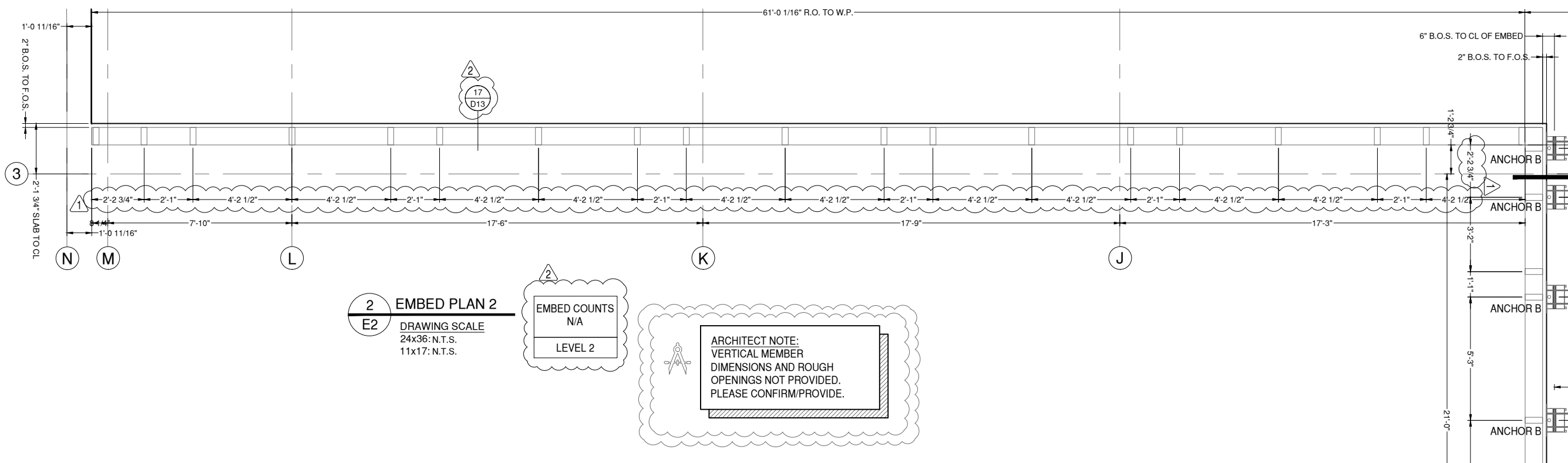
www.MPDRAFTING.com
P: 248.522.7096
F: 248.522.7030

ARCHITECT:

ZGF
ZIMMER GUNSUL FRANSCA ARCHITECTS LLP
925 FOURTH AVENUE SUITE 2400
SEATTLE, WASHINGTON 98104
PH: 206.623.9414

ARCHITECT NOTE:
ALL NOTES REQUESTING VERIFICATION,
CONFIRMATION, OR INFORMATION THAT ARE
NOT ANSWERED ARE ASSUMED TO BE
CORRECT AS SHOWN ON THESE DRAWINGS.

STAMPS/ SUBMITTALS:



2 EMBED PLAN 2
E2 DRAWING SCALE
24x36: N.T.S.
11x17: N.T.S.

REVISION	DATE
0	07.15.24
1	09.26.24
2	12.23.24
-	-
-	-

PROJECT NUMBER:
24-087

PROJECT NAME:
**HENRY FORD-MSU
RESEARCH**

SHEET DESCRIPTION:
EMBED PLANS

SHEET:
E2

GLAZING CONTRACTOR

999 STREET, ST
CITY, STATE 99999
PH: 999.999.9999



www.MPDRAFTING.com
P: 248.522.7096
F: 248.522.7030

ARCHITECT:

ZGF
ZIMMER GUNSUL FRANSCA ARCHITECTS LLP
925 FOURTH AVENUE SUITE 2400
SEATTLE, WASHINGTON 98104
PH: 206.623.9414

ARCHITECT NOTE:
ALL NOTES REQUESTING VERIFICATION,
CONFIRMATION, OR INFORMATION THAT ARE
NOT ANSWERED ARE ASSUMED TO BE
CORRECT AS SHOWN ON THESE DRAWINGS.

STAMPS/ SUBMITTALS:

REVISION	DATE
0	07.15.24
1	09.26.24
2	12.23.24
-	-
-	-

PROJECT NUMBER:
24-087

PROJECT NAME:
**HENRY FORD-MSU
RESEARCH**

SHEET DESCRIPTION:
EMBED PLANS

SHEET:
E2A

DIMENSION TERMS:
B.O.S. = BACK OF SYSTEM
CL = COLUMNLINE
F.O.S. = FRONT OF SLAB
E.O.S. = EDGE OF SLAB
E.O.B. = EDGE OF EMBED BOX

NOTE:
ALL DIMENSIONS TO BE FIELD
VERIFIED PRIOR TO FABRICATION

1" BETWEEN EDGE OF EMBED BOX
AND INSIDE OF POUR STOP NOT
POSSIBLE. EMBED HAS BEEN
MOVED INSTEAD. PLEASE CONFIRM
INSTALLATION ABILITY.

ARCHITECT NOTE:
VERTICAL MEMBER LOCATIONS
ADJUSTED TO MATCH NEC
LOCATIONS. DISCREPANCIES WITH
THE ARCHITECTURALS MAY EXIST.

CONTRACTOR NOTE:
MISSING/CONFLICTING INFORMATION
ANCHOR TYPES AND COUNT MUST BE
CONFIRMED PRIOR TO INSTALLATION.

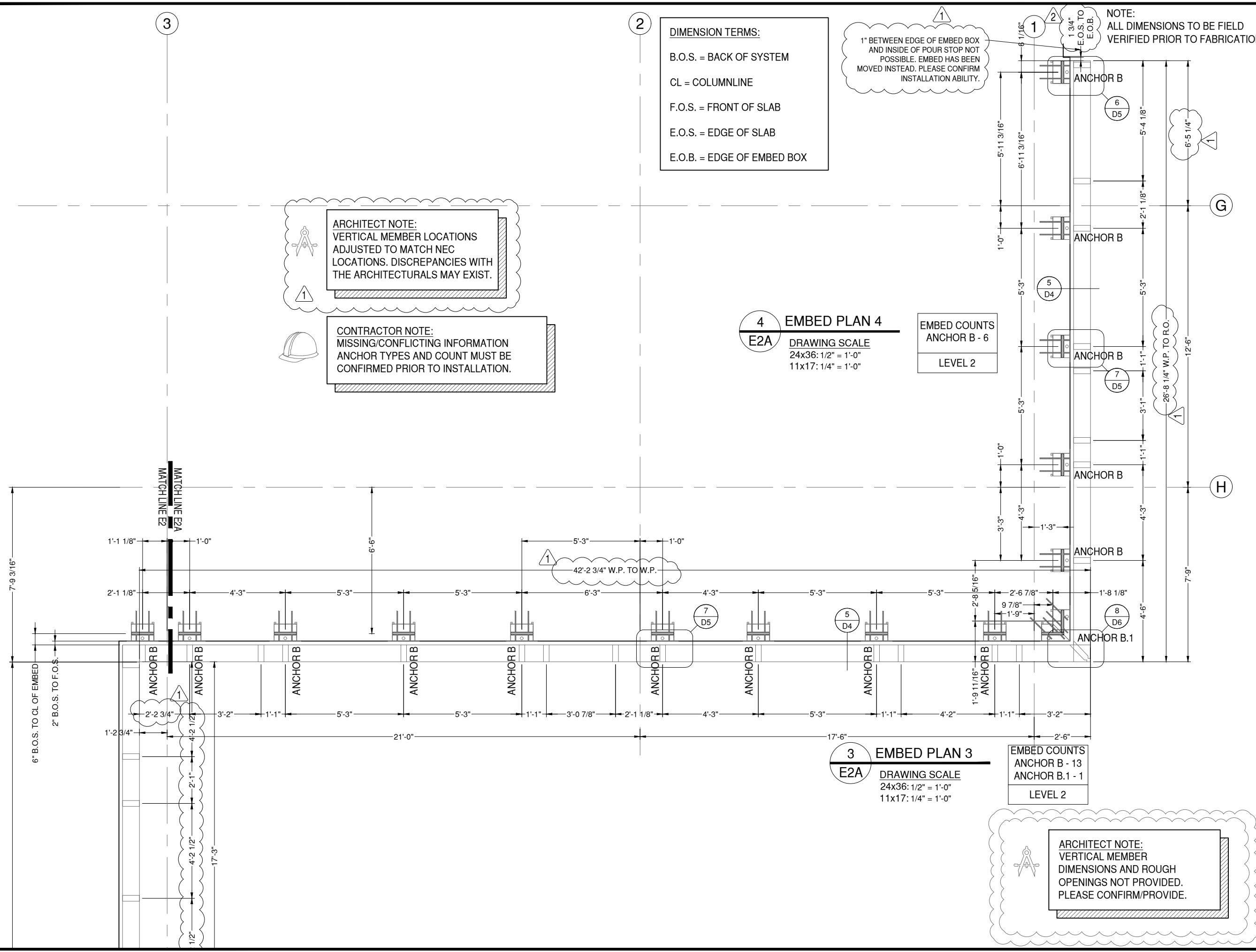
4 EMBED PLAN 4
E2A
DRAWING SCALE
24x36: 1/2" = 1'-0"
11x17: 1/4" = 1'-0"

EMBED COUNTS
ANCHOR B - 6
LEVEL 2

3 EMBED PLAN 3
E2A
DRAWING SCALE
24x36: 1/2" = 1'-0"
11x17: 1/4" = 1'-0"

EMBED COUNTS
ANCHOR B - 13
ANCHOR B.1 - 1
LEVEL 2

ARCHITECT NOTE:
VERTICAL MEMBER
DIMENSIONS AND ROUGH
OPENINGS NOT PROVIDED.
PLEASE CONFIRM/PROVIDE.



GLAZING CONTRACTOR

999 STREET, ST
CITY, STATE 99999
PH: 999.999.9999



www.MPDRAFTING.com
P: 248.522.7096
F: 248.522.7030

ARCHITECT:

ZGF
ZIMMER GUNSUL FRANSCA ARCHITECTS LLP
925 FOURTH AVENUE SUITE 2400
SEATTLE, WASHINGTON 98104
PH: 206.623.9414

ARCHITECT NOTE:
ALL NOTES REQUESTING VERIFICATION,
CONFIRMATION, OR INFORMATION THAT ARE
NOT ANSWERED ARE ASSUMED TO BE
CORRECT AS SHOWN ON THESE DRAWINGS.

STAMPS/ SUBMITTALS:

REVISION	DATE
0	07.15.24
1	09.26.24
2	12.23.24
-	-
-	-

PROJECT NUMBER:

24-087

PROJECT NAME:

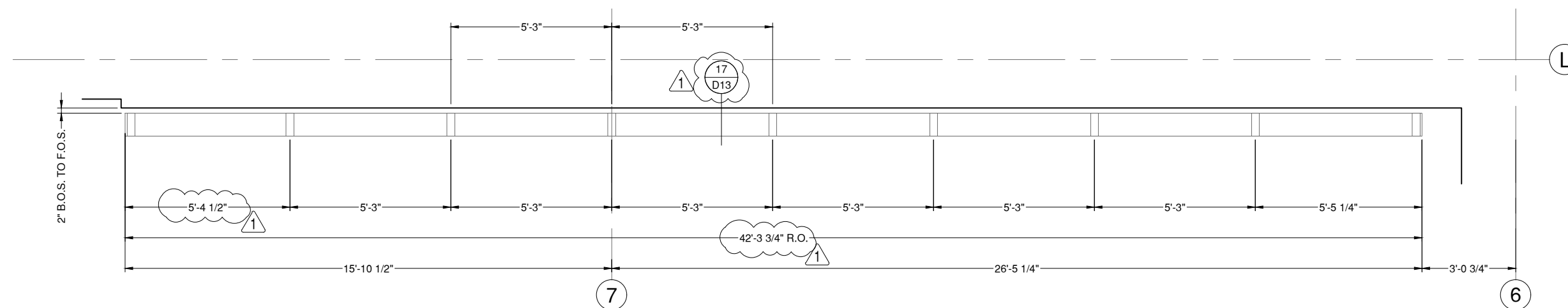
HENRY FORD-MSU
RESEARCH

SHEET DESCRIPTION:

EMBED PLANS

SHEET:

E3



ARCHITECT NOTE:
VERTICAL MEMBER
DIMENSIONS AND ROUGH
OPENINGS NOT PROVIDED.
PLEASE CONFIRM/PROVIDE.

ARCHITECT NOTE:
VERTICAL MEMBER LOCATIONS
ADJUSTED TO MATCH NEC
LOCATIONS. DISCREPANCIES WITH
THE ARCHITECTURALS MAY EXIST.

5 EMBED PLAN 5

E3	DRAWING SCALE 24x36: 1/2" = 1'-0" 11x17: 1/4" = 1'-0"	EMBED COUNTS N/A
		LEVEL 2+3

DIMENSION TERMS:
B.O.S. = BACK OF SYSTEM
CL = COLUMNLINE
F.O.S. = FRONT OF SLAB
E.O.S. = EDGE OF SLAB
E.O.B. = EDGE OF EMBED BOX

NOTE:
ALL DIMENSIONS TO BE FIELD
VERIFIED PRIOR TO FABRICATION

DIMENSION TERMS:

B.O.S. = BACK OF SYSTEM
CL = COLUMNLINE
F.O.S. = FRONT OF SLAB

**GLAZING
CONTRACTOR**

999 STREET, ST
CITY, STATE 99999
PH: 999.999.9999



www.MPDRAFTING.com

P: 248.522.7096
F: 248.522.7030

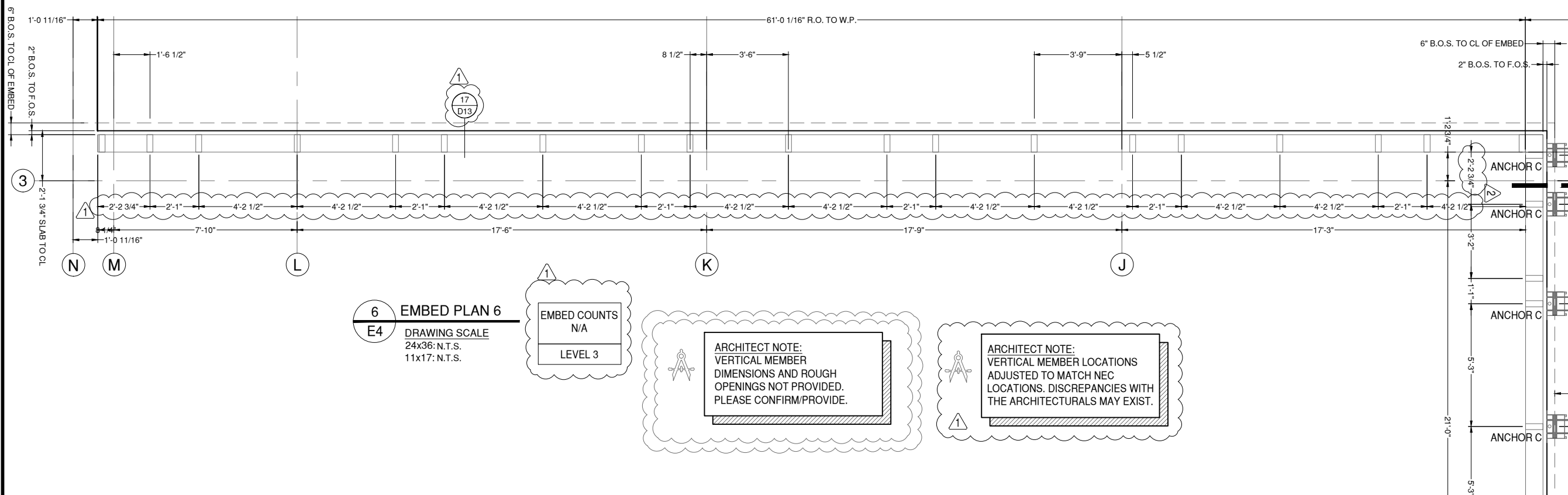
ARCHITECT:

ZGF
ZIMMER GUNSUL FRANSCA ARCHITECTS LLP

925 FOURTH AVENUE SUITE 2400
SEATTLE, WASHINGTON 98104
PH: 206.623.9414

ARCHITECT NOTE:
ALL NOTES REQUESTING VERIFICATION,
CONFIRMATION, OR INFORMATION THAT ARE
NOT ANSWERED ARE ASSUMED TO BE
CORRECT AS SHOWN ON THESE DRAWINGS.

**STAMPS/
SUBMITTALS:**



6 EMBED PLAN 6
E4 DRAWING SCALE
24x36: N.T.S.
11x17: N.T.S.

EMBED COUNTS
N/A
LEVEL 3

ARCHITECT NOTE:
VERTICAL MEMBER
DIMENSIONS AND ROUGH
OPENINGS NOT PROVIDED.
PLEASE CONFIRM/PROVIDE.

ARCHITECT NOTE:
VERTICAL MEMBER LOCATIONS
ADJUSTED TO MATCH NEC
LOCATIONS. DISCREPANCIES WITH
THE ARCHITECTURALS MAY EXIST.

REVISION	DATE
0	07.15.24
1	09.26.24
2	12.23.24
-	-
-	-

PROJECT NUMBER:
24-087

PROJECT NAME:
**HENRY FORD-MSU
RESEARCH**

SHEET DESCRIPTION:
EMBED PLANS

SHEET:
E4

GLAZING CONTRACTOR

999 STREET, ST
CITY, STATE 99999
PH: 999.999.9999



www.MPDRAFTING.com

P: 248.522.7096
F: 248.522.7030

ARCHITECT:

ZGF
ZIMMER GUNSUL FRANSCA ARCHITECTS LLP

925 FOURTH AVENUE SUITE 2400
SEATTLE, WASHINGTON 98104
PH: 206.623.9414

ARCHITECT NOTE:
ALL NOTES REQUESTING VERIFICATION,
CONFIRMATION, OR INFORMATION THAT ARE
NOT ANSWERED ARE ASSUMED TO BE
CORRECT AS SHOWN ON THESE DRAWINGS.

STAMPS/ SUBMITTALS:

REVISION	DATE
0	07.15.24
1	09.26.24
2	12.23.24
.	.
.	.

PROJECT NUMBER:
24-087

PROJECT NAME:
**HENRY FORD-MSU
RESEARCH**

SHEET DESCRIPTION:
EMBED PLANS

SHEET:
E4A

DIMENSION TERMS:
B.O.S. = BACK OF SYSTEM
CL = COLUMNLINE
F.O.S. = FRONT OF SLAB

1" BETWEEN EDGE OF EMBED BOX AND INSIDE OF POUR STOP NOT POSSIBLE. EMBED HAS BEEN MOVED INSTEAD. PLEASE CONFIRM INSTALLATION ABILITY.

NOTE:
ALL DIMENSIONS TO BE FIELD VERIFIED PRIOR TO FABRICATION

ARCHITECT NOTE:
VERTICAL MEMBER LOCATIONS ADJUSTED TO MATCH NEC LOCATIONS. DISCREPANCIES WITH THE ARCHITECTURALS MAY EXIST.

CONTRACTOR NOTE:
MISSING/CONFLICTING INFORMATION ANCHOR TYPES AND COUNT MUST BE CONFIRMED PRIOR TO INSTALLATION.

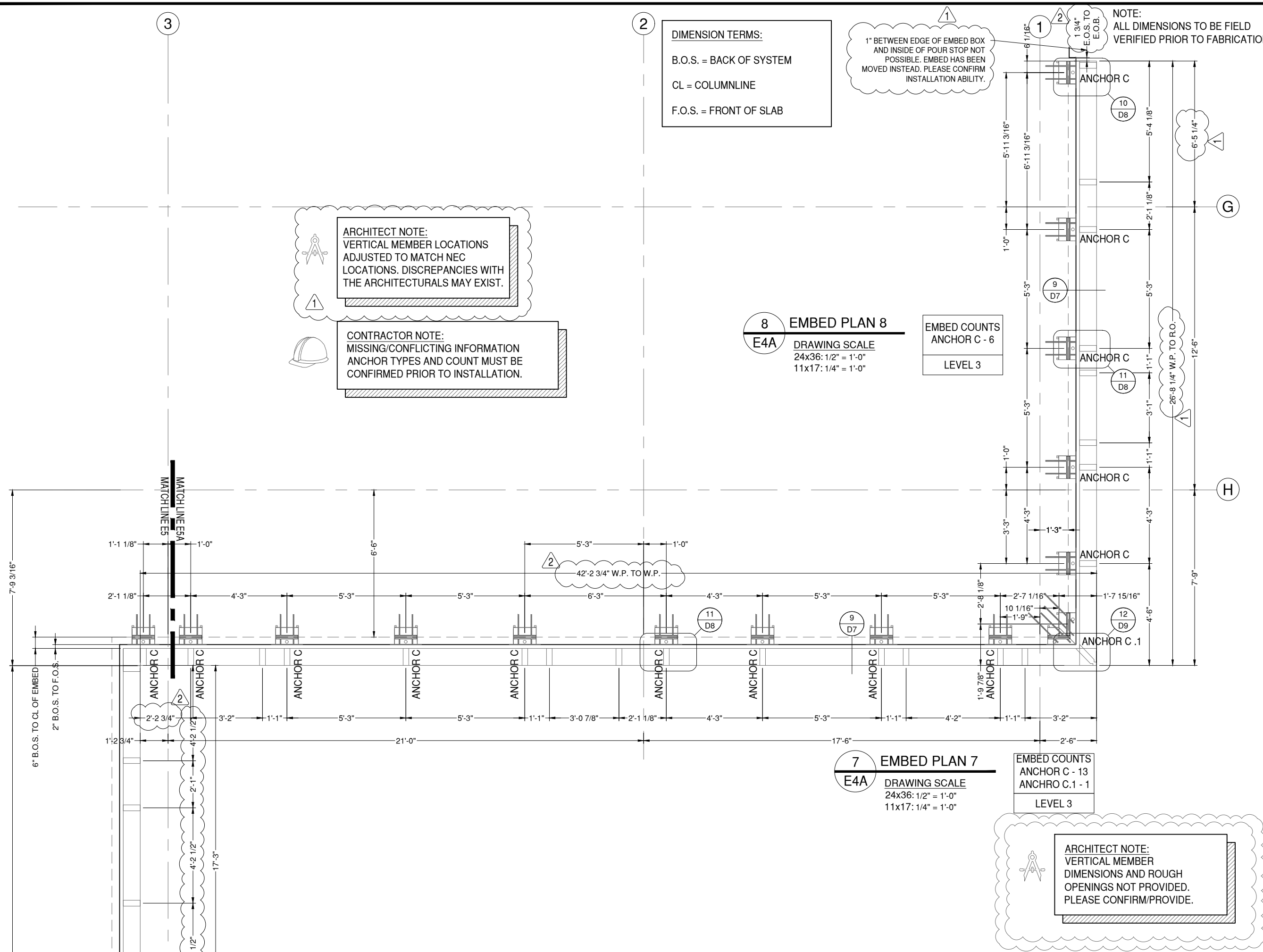
8 EMBED PLAN 8
DRAWING SCALE
24x36: 1/2" = 1'-0"
11x17: 1/4" = 1'-0"

EMBED COUNTS
ANCHOR C - 6
LEVEL 3

7 EMBED PLAN 7
DRAWING SCALE
24x36: 1/2" = 1'-0"
11x17: 1/4" = 1'-0"

EMBED COUNTS
ANCHOR C - 13
ANCHOR C.1 - 1
LEVEL 3

ARCHITECT NOTE:
VERTICAL MEMBER DIMENSIONS AND ROUGH OPENINGS NOT PROVIDED. PLEASE CONFIRM/PROVIDE.



NOTE:
ALL DIMENSIONS TO BE FIELD
VERIFIED PRIOR TO FABRICATION

GLAZING CONTRACTOR

999 STREET, ST
CITY, STATE 99999
PH: 999.999.9999



www.MPDRAFTING.com
P: 248.522.7096
F: 248.522.7030

ARCHITECT:

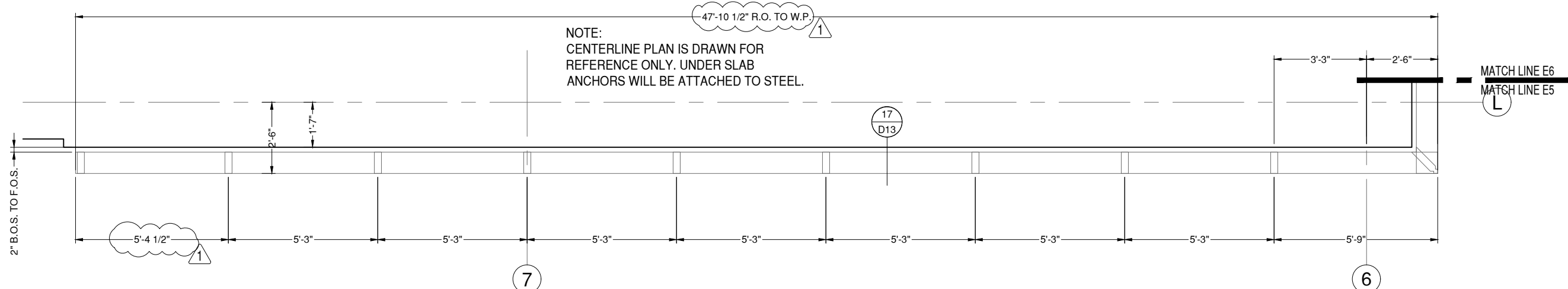
ZGF
ZIMMER GUNSUL FRANSCA ARCHITECTS LLP
925 FOURTH AVENUE SUITE 2400
SEATTLE, WASHINGTON 98104
PH: 206.623.9414

ARCHITECT NOTE:
ALL NOTES REQUESTING VERIFICATION,
CONFIRMATION, OR INFORMATION THAT ARE
NOT ANSWERED ARE ASSUMED TO BE
CORRECT AS SHOWN ON THESE DRAWINGS.

STAMPS/ SUBMITTALS:



CONTRACTOR NOTE:
MISSING/CONFLICTING INFORMATION
ANCHOR TYPES AND COUNT MUST BE
CONFIRMED PRIOR TO INSTALLATION.



ARCHITECT NOTE:
VERTICAL MEMBER
DIMENSIONS AND ROUGH
OPENINGS NOT PROVIDED.
PLEASE CONFIRM/PROVIDE.

9 **EMBED PLAN 9**
E5 **DRAWING SCALE**
24x36: 1/2" = 1'-0"
11x17: 1/4" = 1'-0"

EMBED COUNTS
N/A
LEVEL 4-7

ARCHITECT NOTE:
VERTICAL MEMBER LOCATIONS
ADJUSTED TO MATCH NEC
LOCATIONS. DISCREPANCIES WITH
THE ARCHITECTURALS MAY EXIST.

DIMENSION TERMS:
B.O.S. = BACK OF SYSTEM
CL = COLUMNLINE
F.O.S. = FRONT OF SLAB

REVISION	DATE
0	07.15.24
1	09.26.24
2	12.23.24
-	-
-	-

PROJECT NUMBER:
24-087

PROJECT NAME:
**HENRY FORD-MSU
RESEARCH**

SHEET DESCRIPTION:
EMBED PLANS

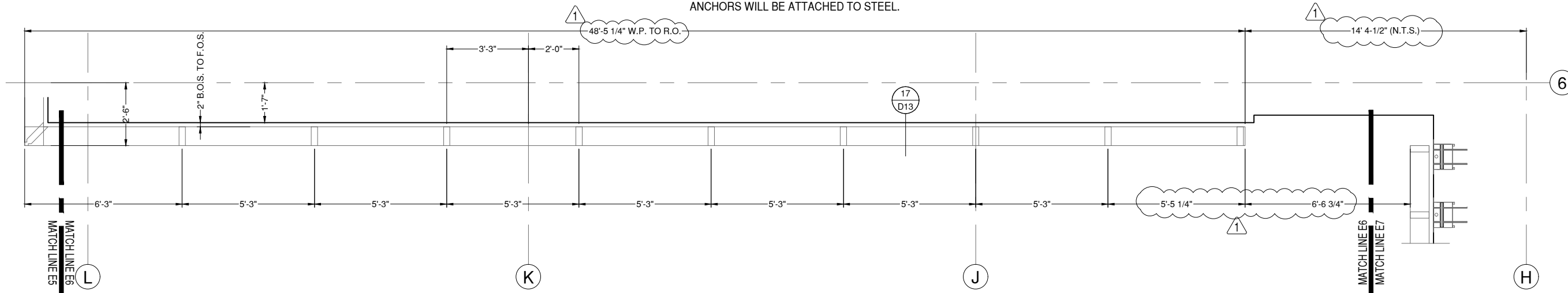
SHEET:
E5

NOTE:
ALL DIMENSIONS TO BE FIELD
VERIFIED PRIOR TO FABRICATION



CONTRACTOR NOTE:
MISSING/CONFLICTING INFORMATION
ANCHOR TYPES AND COUNT MUST BE
CONFIRMED PRIOR TO INSTALLATION.

NOTE:
CENTERLINE PLAN IS DRAWN FOR
REFERENCE ONLY. UNDER SLAB
ANCHORS WILL BE ATTACHED TO STEEL.



ARCHITECT NOTE:
VERTICAL MEMBER LOCATIONS
ADJUSTED TO MATCH NEC
LOCATIONS. DISCREPANCIES WITH
THE ARCHITECTURALS MAY EXIST.

ARCHITECT NOTE:
VERTICAL MEMBER
DIMENSIONS AND ROUGH
OPENINGS NOT PROVIDED.
PLEASE CONFIRM/PROVIDE.

10 EMBED PLAN 10
E6 DRAWING SCALE
24x36: N.T.S.
11x17: N.T.S.

EMBED COUNTS
N/A
LEVEL 4-7

DIMENSION TERMS:
B.O.S. = BACK OF SYSTEM
CL = COLUMNLINE
F.O.S. = FRONT OF SLAB

GLAZING CONTRACTOR

999 STREET, ST
CITY, STATE 99999
PH: 999.999.9999



www.MPDRAFTING.com
P: 248.522.7096
F: 248.522.7030

ARCHITECT:
ZGF
ZIMMER GUNSUL FRANSCA ARCHITECTS LLP
925 FOURTH AVENUE SUITE 2400
SEATTLE, WASHINGTON 98104
PH: 206.623.9414
ARCHITECT NOTE:
ALL NOTES REQUESTING VERIFICATION,
CONFIRMATION, OR INFORMATION THAT ARE
NOT ANSWERED ARE ASSUMED TO BE
CORRECT AS SHOWN ON THESE DRAWINGS.

STAMPS/ SUBMITTALS:

REVISION	DATE
0	07.15.24
1	09.26.24
2	12.23.24
-	-
-	-

PROJECT NUMBER:
24-087

PROJECT NAME:
**HENRY FORD-MSU
RESEARCH**

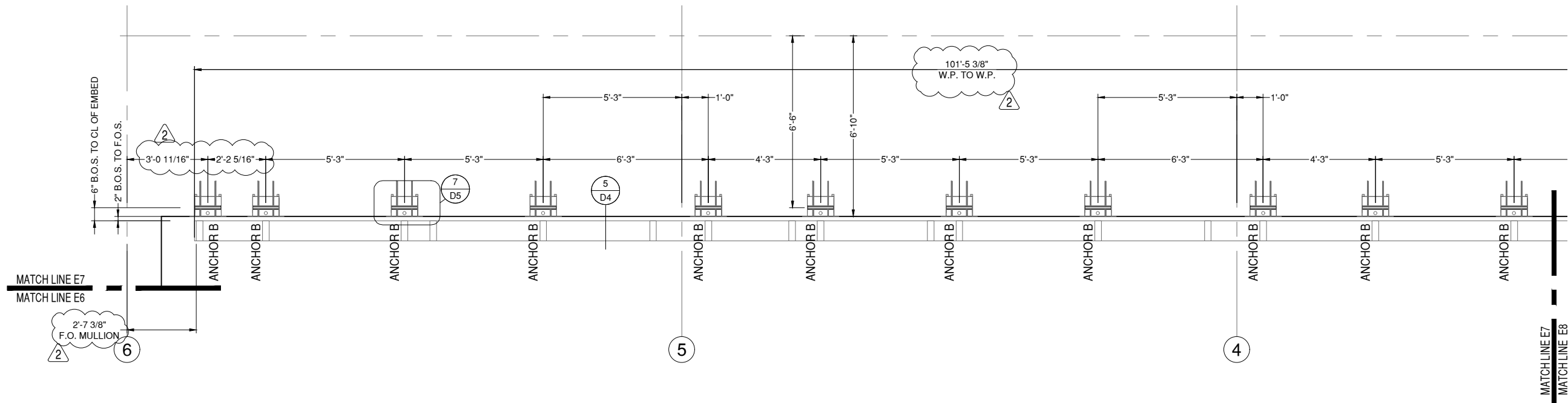
SHEET DESCRIPTION:
EMBED PLANS

SHEET:
E6

NOTE:
ALL DIMENSIONS TO BE FIELD
VERIFIED PRIOR TO FABRICATION



CONTRACTOR NOTE:
MISSING/CONFLICTING INFORMATION
ANCHOR TYPES AND COUNT MUST BE
CONFIRMED PRIOR TO INSTALLATION.



ARCHITECT NOTE:
VERTICAL MEMBER
DIMENSIONS AND ROUGH
OPENINGS NOT PROVIDED.
PLEASE CONFIRM/PROVIDE.

ARCHITECT NOTE:
VERTICAL MEMBER LOCATIONS
ADJUSTED TO MATCH NEC
LOCATIONS. DISCREPANCIES WITH
THE ARCHITECTURALS MAY EXIST.

11 EMBED PLAN 11
E7 DRAWING SCALE
24x36: N.T.S.
11x17: N.T.S.

EMBED COUNTS
ANCHOR B - 20
ANCHOR B.1 - 1
LEVEL 4-7

DIMENSION TERMS:
B.O.S. = BACK OF SYSTEM
CL = COLUMNLINE
F.O.S. = FRONT OF SLAB

GLAZING
CONTRACTOR

999 STREET, ST
CITY, STATE 99999
PH: 999.999.9999



www.MPDRAFTING.com
P: 248.522.7096
F: 248.522.7030

ARCHITECT:
ZGF
ZIMMER GUNSUL FRANSCA ARCHITECTS LLP
925 FOURTH AVENUE SUITE 2400
SEATTLE, WASHINGTON 98104
PH: 206.623.9414

ARCHITECT NOTE:
ALL NOTES REQUESTING VERIFICATION,
CONFIRMATION, OR INFORMATION THAT ARE
NOT ANSWERED ARE ASSUMED TO BE
CORRECT AS SHOWN ON THESE DRAWINGS.

STAMPS/
SUBMITTALS:

REVISION	DATE
0	07.15.24
1	09.26.24
2	12.23.24
-	-
-	-

PROJECT NUMBER:
24-087

PROJECT NAME:
HENRY FORD-MSU
RESEARCH

SHEET DESCRIPTION:
EMBED PLANS

SHEET:
E7

NOTE:
ALL DIMENSIONS TO BE FIELD
VERIFIED PRIOR TO FABRICATION

GLAZING CONTRACTOR

999 STREET, ST
CITY, STATE 99999
PH: 999.999.9999



www.MPDRAFTING.com
P: 248.522.7096
F: 248.522.7030

ARCHITECT:

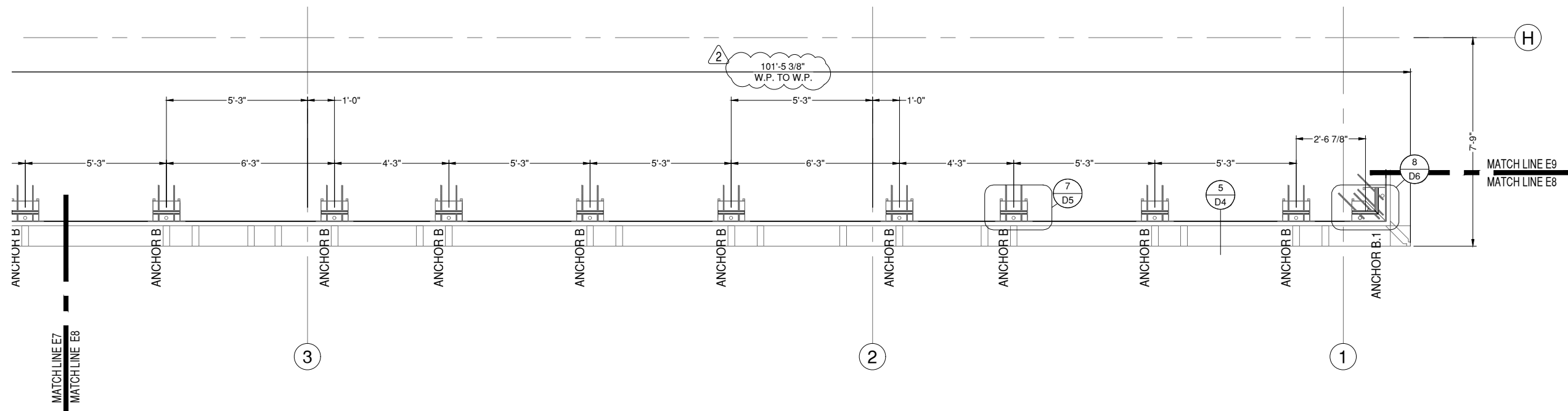
ZGF
ZIMMER GUNSUL FRANSCA ARCHITECTS LLP
925 FOURTH AVENUE SUITE 2400
SEATTLE, WASHINGTON 98104
PH: 206.623.9414

ARCHITECT NOTE:
ALL NOTES REQUESTING VERIFICATION,
CONFIRMATION, OR INFORMATION THAT ARE
NOT ANSWERED ARE ASSUMED TO BE
CORRECT AS SHOWN ON THESE DRAWINGS.

STAMPS/ SUBMITTALS:



CONTRACTOR NOTE:
MISSING/CONFLICTING INFORMATION
ANCHOR TYPES AND COUNT MUST BE
CONFIRMED PRIOR TO INSTALLATION.



11 EMBED PLAN 11 CONTINUED
E8 DRAWING SCALE
24x36: N.T.S.
11x17: N.T.S.

LEVEL 4-7

ARCHITECT NOTE:
VERTICAL MEMBER
DIMENSIONS AND ROUGH
OPENINGS NOT PROVIDED.
PLEASE CONFIRM/PROVIDE.

ARCHITECT NOTE:
VERTICAL MEMBER LOCATIONS
ADJUSTED TO MATCH NEC
LOCATIONS. DISCREPANCIES WITH
THE ARCHITECTURALS MAY EXIST.

DIMENSION TERMS:
B.O.S. = BACK OF SYSTEM
CL = COLUMNLINE
F.O.S. = FRONT OF SLAB

REVISION	DATE
0	07.15.24
1	09.26.24
2	12.23.24
-	-
-	-

PROJECT NUMBER:
24-087

PROJECT NAME:
HENRY FORD-MSU
RESEARCH

SHEET DESCRIPTION:
EMBED PLANS

SHEET:
E8

NOTE:
ALL DIMENSIONS TO BE FIELD
VERIFIED PRIOR TO FABRICATION

GLAZING CONTRACTOR

999 STREET, ST
CITY, STATE 99999
PH: 999.999.9999



www.MPDRAFTING.com
P: 248.522.7096
F: 248.522.7030

ARCHITECT:

ZGF
ZIMMER GUNSUL FRANSCA ARCHITECTS LLP
925 FOURTH AVENUE SUITE 2400
SEATTLE, WASHINGTON 98104
PH: 206.623.9414

ARCHITECT NOTE:
ALL NOTES REQUESTING VERIFICATION,
CONFIRMATION, OR INFORMATION THAT ARE
NOT ANSWERED ARE ASSUMED TO BE
CORRECT AS SHOWN ON THESE DRAWINGS.

STAMPS/ SUBMITTALS:

REVISION	DATE
0	07.15.24
1	09.26.24
2	12.23.24
-	-
-	-

PROJECT NUMBER:
24-087

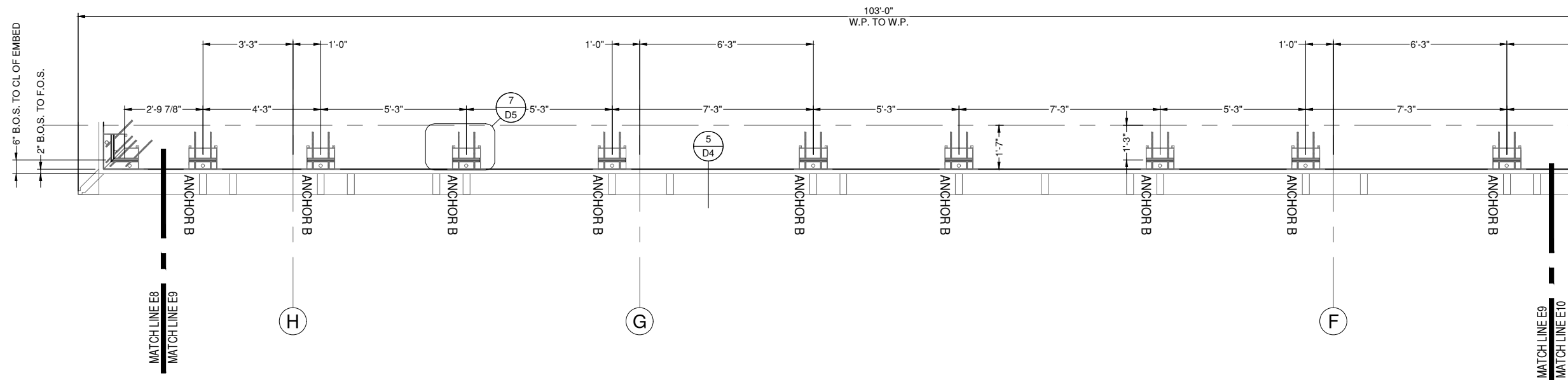
PROJECT NAME:
**HENRY FORD-MSU
RESEARCH**

SHEET DESCRIPTION:
EMBED PLANS

SHEET:
E9



CONTRACTOR NOTE:
MISSING/CONFLICTING INFORMATION
ANCHOR TYPES AND COUNT MUST BE
CONFIRMED PRIOR TO INSTALLATION.



ARCHITECT NOTE:
VERTICAL MEMBER
DIMENSIONS AND ROUGH
OPENINGS NOT PROVIDED.
PLEASE CONFIRM/PROVIDE.

ARCHITECT NOTE:
VERTICAL MEMBER LOCATIONS
ADJUSTED TO MATCH NEC
LOCATIONS. DISCREPANCIES WITH
THE ARCHITECTURALS MAY EXIST.

12 EMBED PLAN 12
E9 DRAWING SCALE
24x36: N.T.S.
11x17: N.T.S.

EMBED COUNTS
ANCHOR B - 15
ANCHOR D - 2
LEVEL 4-7

DIMENSION TERMS:
B.O.S. = BACK OF SYSTEM
CL = COLUMNLINE
F.O.S. = FRONT OF SLAB

NOTE:
ALL DIMENSIONS TO BE FIELD
VERIFIED PRIOR TO FABRICATION

GLAZING CONTRACTOR

999 STREET, ST
CITY, STATE 99999
PH: 999.999.9999



www.MPDRAFTING.com
P: 248.522.7096
F: 248.522.7030

ARCHITECT:

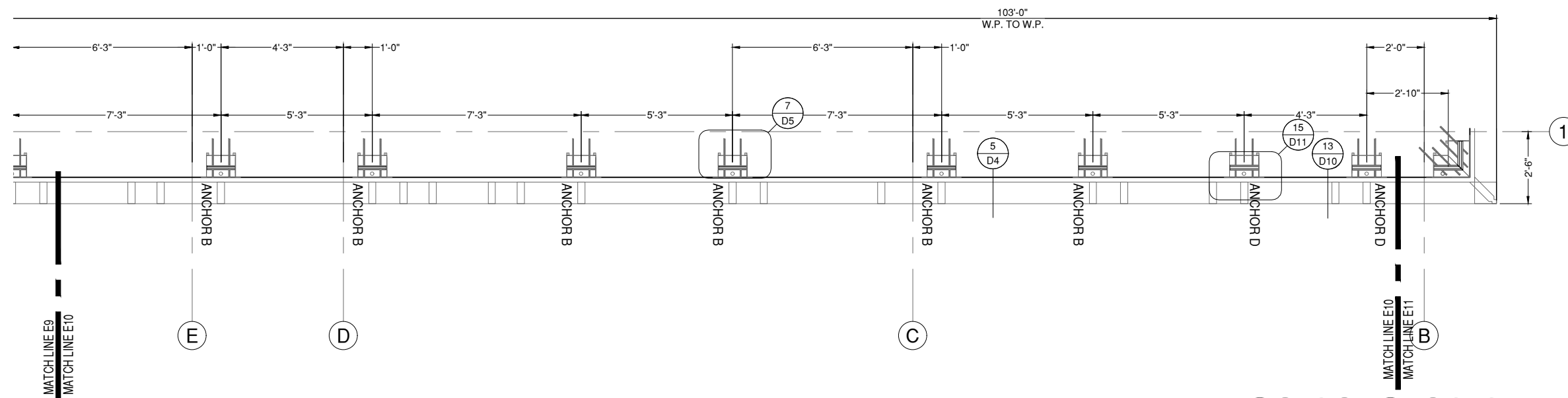
ZGF
ZIMMER GUNSUL FRANSCA ARCHITECTS LLP
925 FOURTH AVENUE SUITE 2400
SEATTLE, WASHINGTON 98104
PH: 206.623.9414

ARCHITECT NOTE:
ALL NOTES REQUESTING VERIFICATION,
CONFIRMATION, OR INFORMATION THAT ARE
NOT ANSWERED ARE ASSUMED TO BE
CORRECT AS SHOWN ON THESE DRAWINGS.

STAMPS/ SUBMITTALS:



CONTRACTOR NOTE:
MISSING/CONFLICTING INFORMATION
ANCHOR TYPES AND COUNT MUST BE
CONFIRMED PRIOR TO INSTALLATION.



12 EMBED PLAN 12 CONTINUED
E10 DRAWING SCALE
24x36: N.T.S.
11x17: N.T.S.

LEVEL 4-7

ARCHITECT NOTE:
VERTICAL MEMBER
DIMENSIONS AND ROUGH
OPENINGS NOT PROVIDED.
PLEASE CONFIRM/PROVIDE.

ARCHITECT NOTE:
VERTICAL MEMBER LOCATIONS
ADJUSTED TO MATCH NEC
LOCATIONS. DISCREPANCIES WITH
THE ARCHITECTURALS MAY EXIST.

DIMENSION TERMS:
B.O.S. = BACK OF SYSTEM
CL = COLUMNLINE
F.O.S. = FRONT OF SLAB

REVISION	DATE
0	07.15.24
1	09.26.24
2	12.23.24
-	-
-	-

PROJECT NUMBER:
24-087

PROJECT NAME:
**HENRY FORD-MSU
RESEARCH**

SHEET DESCRIPTION:
EMBED PLANS

SHEET:
E10

NOTE:
ALL DIMENSIONS TO BE FIELD
VERIFIED PRIOR TO FABRICATION

GLAZING CONTRACTOR

999 STREET, ST
CITY, STATE 99999
PH: 999.999.9999



CONTRACTOR NOTE:
MISSING/CONFLICTING INFORMATION
ANCHOR TYPES AND COUNT MUST BE
CONFIRMED PRIOR TO INSTALLATION.



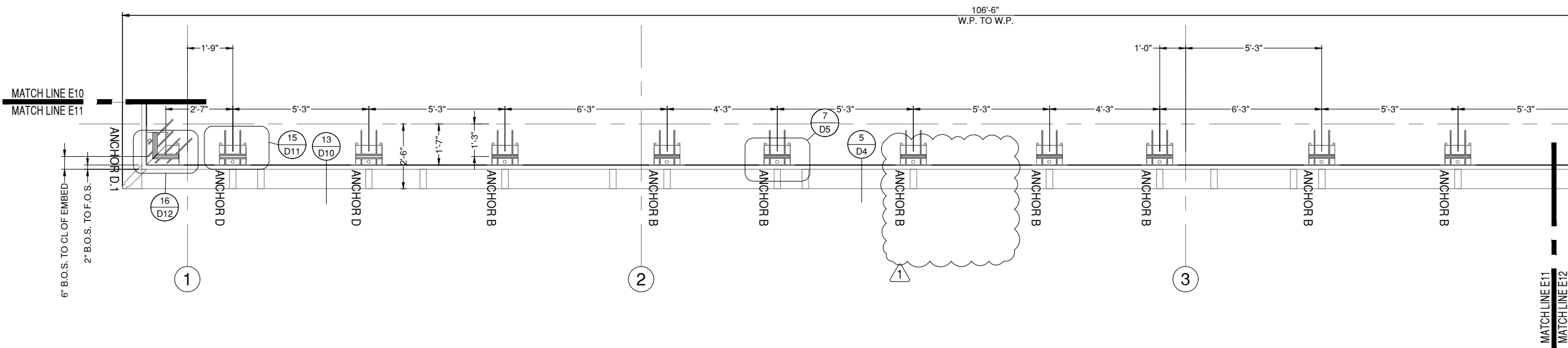
www.MPDRAFTING.com
P: 248.522.7096
F: 248.522.7030

ARCHITECT:

ZGF
ZIMMER GUNSUL FRANSICA ARCHITECTS LLP
925 FOURTH AVENUE SUITE 2400
SEATTLE, WASHINGTON 98104
PH: 206.623.9414

ARCHITECT NOTE:
ALL NOTES REQUESTING VERIFICATION,
CONFIRMATION, OR INFORMATION THAT ARE
NOT ANSWERED ARE ASSUMED TO BE
CORRECT AS SHOWN ON THESE DRAWINGS.

STAMPS/ SUBMITTALS:



ARCHITECT NOTE:
VERTICAL MEMBER
DIMENSIONS AND ROUGH
OPENINGS NOT PROVIDED.
PLEASE CONFIRM/PROVIDE.

ARCHITECT NOTE:
VERTICAL MEMBER LOCATIONS
ADJUSTED TO MATCH NEC
LOCATIONS. DISCREPANCIES WITH
THE ARCHITECTURALS MAY EXIST.

13 EMBED PLAN 13
DRAWING SCALE
24x36: N.T.S.
11x17: N.T.S.

EMBED COUNTS
ANCHOR B - 21
ANCHOR B.2 - 1
ANCHOR D - 2
ANCHOR D.1 - 1
LEVEL 4-7

DIMENSION TERMS:

B.O.S. = BACK OF SYSTEM
CL = COLUMNLINE
F.O.S. = FRONT OF SLAB

REVISION	DATE
0	07.15.24
1	09.26.24
2	12.23.24
-	-
-	-

PROJECT NUMBER:
24-087

PROJECT NAME:
**HENRY FORD-MSU
RESEARCH**

SHEET DESCRIPTION:
EMBED PLANS

SHEET:
E11

NOTE:
ALL DIMENSIONS TO BE FIELD
VERIFIED PRIOR TO FABRICATION

GLAZING CONTRACTOR

999 STREET, ST
CITY, STATE 99999
PH: 999.999.9999



www.MPDRAFTING.com
P: 248.522.7096
F: 248.522.7030

ARCHITECT:

ZGF
ZIMMER GUNSUL FRANSCA ARCHITECTS LLP
925 FOURTH AVENUE SUITE 2400
SEATTLE, WASHINGTON 98104
PH: 206.623.9414

ARCHITECT NOTE:
ALL NOTES REQUESTING VERIFICATION,
CONFIRMATION, OR INFORMATION THAT ARE
NOT ANSWERED ARE ASSUMED TO BE
CORRECT AS SHOWN ON THESE DRAWINGS.

STAMPS/ SUBMITTALS:

REVISION	DATE
0	07.15.24
1	09.26.24
2	12.23.24
-	-
-	-

PROJECT NUMBER:
24-087

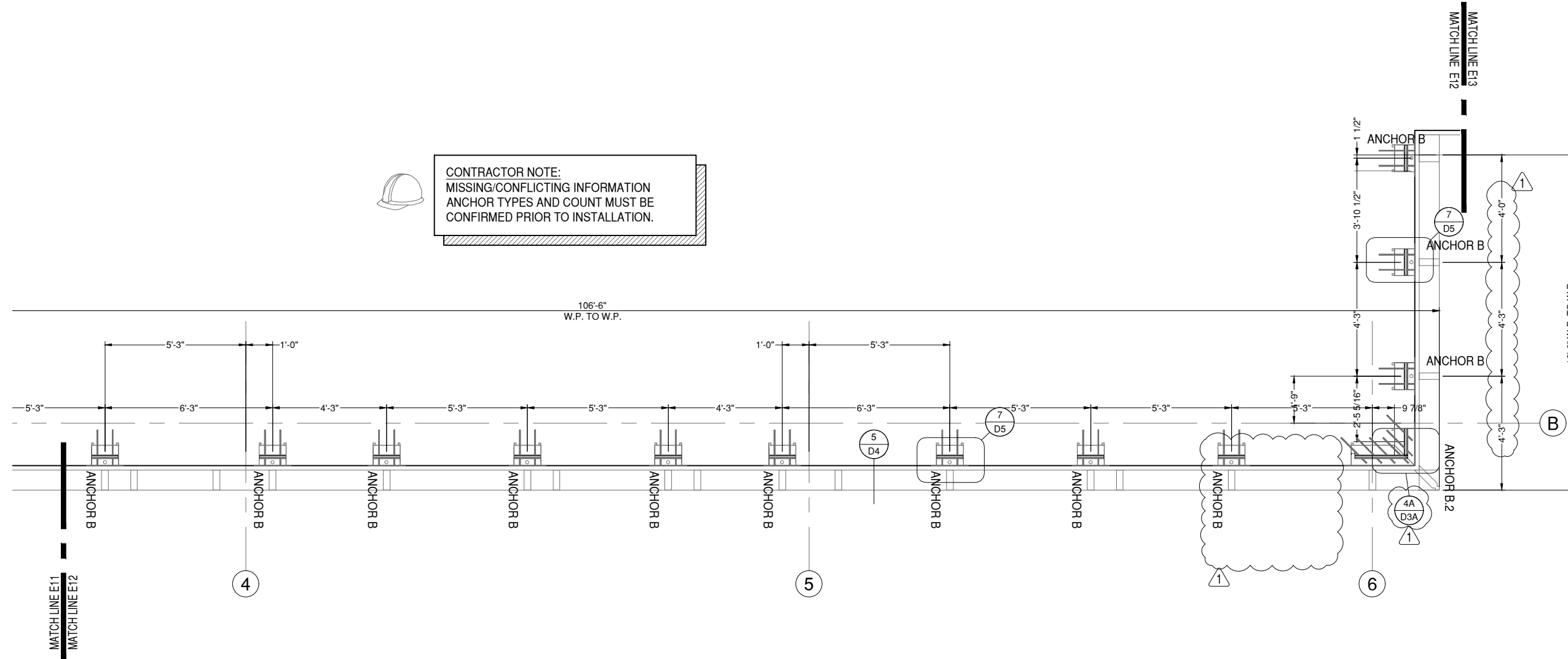
PROJECT NAME:
**HENRY FORD-MSU
RESEARCH**

SHEET DESCRIPTION:
EMBED PLANS

SHEET:
E12



CONTRACTOR NOTE:
MISSING/CONFLICTING INFORMATION
ANCHOR TYPES AND COUNT MUST BE
CONFIRMED PRIOR TO INSTALLATION.



13 EMBED PLAN 13 CONTINUED

E12 DRAWING SCALE
24x36: N.T.S.
11x17: N.T.S.

LEVEL 4-7

ARCHITECT NOTE:
VERTICAL MEMBER
DIMENSIONS AND ROUGH
OPENINGS NOT PROVIDED.
PLEASE CONFIRM/PROVIDE.

ARCHITECT NOTE:
VERTICAL MEMBER LOCATIONS
ADJUSTED TO MATCH NEC
LOCATIONS. DISCREPANCIES WITH
THE ARCHITECTURALS MAY EXIST.

DIMENSION TERMS:
B.O.S. = BACK OF SYSTEM
CL = COLUMNLINE
F.O.S. = FRONT OF SLAB

NOTE:
ALL DIMENSIONS TO BE FIELD
VERIFIED PRIOR TO FABRICATION

GLAZING CONTRACTOR

999 STREET, ST
CITY, STATE 99999
PH: 999.999.9999



www.MPDRAFTING.com
P: 248.522.7096
F: 248.522.7030

ARCHITECT:

ZGF
ZIMMER GUNSUL FRANSCA ARCHITECTS LLP
925 FOURTH AVENUE SUITE 2400
SEATTLE, WASHINGTON 98104
PH: 206.623.9414

ARCHITECT NOTE:
ALL NOTES REQUESTING VERIFICATION,
CONFIRMATION, OR INFORMATION THAT ARE
NOT ANSWERED ARE ASSUMED TO BE
CORRECT AS SHOWN ON THESE DRAWINGS.

STAMPS/ SUBMITTALS:

REVISION	DATE
0	07.15.24
1	09.26.24
2	12.23.24
-	-
-	-

PROJECT NUMBER:
24-087

PROJECT NAME:
**HENRY FORD-MSU
RESEARCH**

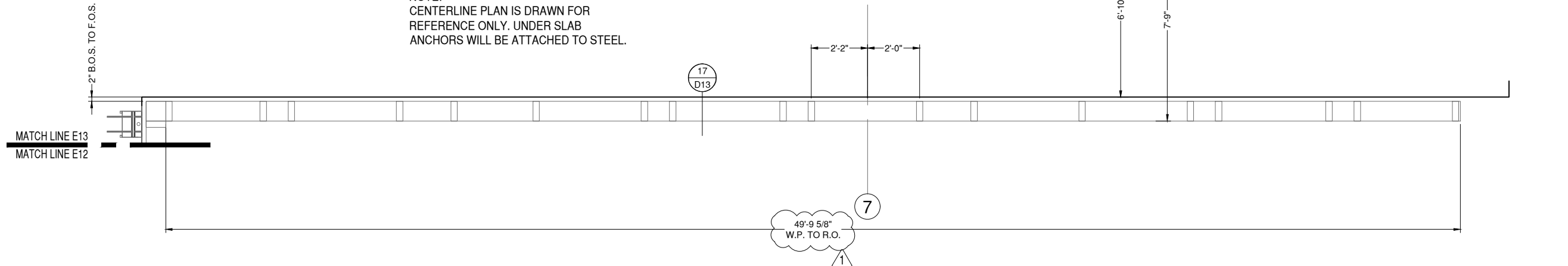
SHEET DESCRIPTION:
EMBED PLANS

SHEET:
E13



CONTRACTOR NOTE:
MISSING/CONFLICTING INFORMATION
ANCHOR TYPES AND COUNT MUST BE
CONFIRMED PRIOR TO INSTALLATION.

NOTE:
CENTERLINE PLAN IS DRAWN FOR
REFERENCE ONLY. UNDER SLAB
ANCHORS WILL BE ATTACHED TO STEEL.



ARCHITECT NOTE:
VERTICAL MEMBER
DIMENSIONS AND ROUGH
OPENINGS NOT PROVIDED.
PLEASE CONFIRM/PROVIDE.

ARCHITECT NOTE:
VERTICAL MEMBER LOCATIONS
ADJUSTED TO MATCH NEC
LOCATIONS. DISCREPANCIES WITH
THE ARCHITECTURALS MAY EXIST.

14 EMBED PLAN 14
E13 DRAWING SCALE
24x36: N.T.S.
11x17: N.T.S.

EMBED COUNTS
N/A
LEVEL 4-7

DIMENSION TERMS:
B.O.S. = BACK OF SYSTEM
CL = COLUMNLINE
F.O.S. = FRONT OF SLAB

NOTE:
ALL DIMENSIONS TO BE FIELD
VERIFIED PRIOR TO FABRICATION

GLAZING CONTRACTOR

999 STREET, ST
CITY, STATE 99999
PH: 999.999.9999



CONTRACTOR NOTE:
MISSING/CONFLICTING INFORMATION
ANCHOR TYPES AND COUNT MUST BE
CONFIRMED PRIOR TO INSTALLATION.



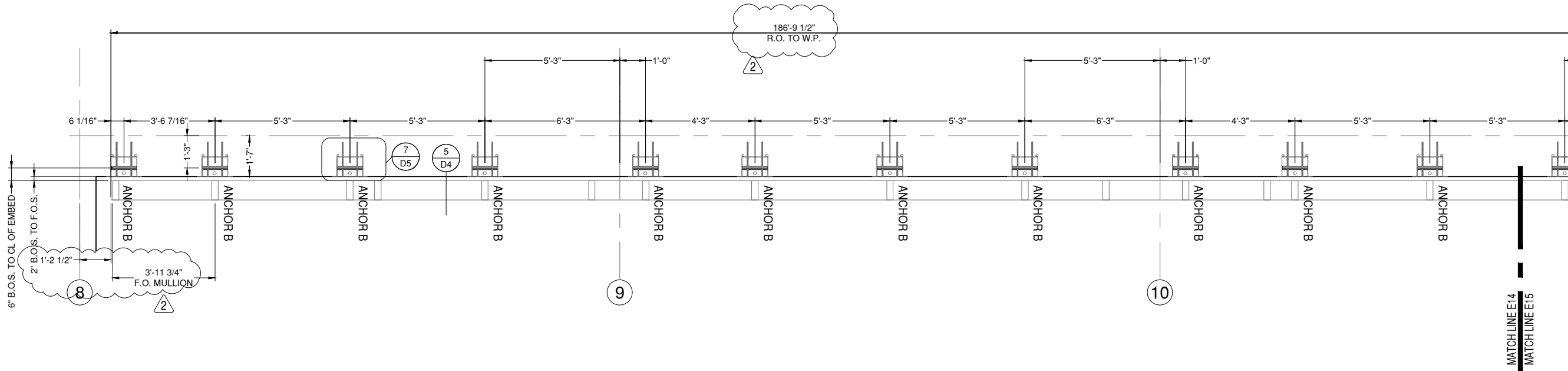
www.MPDRAFTING.com
P: 248.522.7096
F: 248.522.7030

ARCHITECT:

ZGF
ZIMMER GUNSUL FRANSCA ARCHITECTS LLP
925 FOURTH AVENUE SUITE 2400
SEATTLE, WASHINGTON 98104
PH: 206.623.9414

ARCHITECT NOTE:
ALL NOTES REQUESTING VERIFICATION,
CONFIRMATION, OR INFORMATION THAT ARE
NOT ANSWERED ARE ASSUMED TO BE
CORRECT AS SHOWN ON THESE DRAWINGS.

STAMPS/ SUBMITTALS:



ARCHITECT NOTE:
VERTICAL MEMBER
DIMENSIONS AND ROUGH
OPENINGS NOT PROVIDED.
PLEASE CONFIRM/PROVIDE.

15 EMBED PLAN 15
E14 DRAWING SCALE
24x36: N.T.S.
11x17: N.T.S.

EMBED COUNTS
ANCHOR B - 34
ANCHOR D - 2
LEVEL 4-7

ARCHITECT NOTE:
VERTICAL MEMBER LOCATIONS
ADJUSTED TO MATCH NEC
LOCATIONS. DISCREPANCIES WITH
THE ARCHITECTURALS MAY EXIST.

DIMENSION TERMS:

B.O.S. = BACK OF SYSTEM
CL = COLUMNLINE
F.O.S. = FRONT OF SLAB

REVISION	DATE
0	07.15.24
1	09.26.24
2	12.23.24
-	-
-	-

PROJECT NUMBER:
24-087

PROJECT NAME:
**HENRY FORD-MSU
RESEARCH**

SHEET DESCRIPTION:
EMBED PLANS

SHEET:
E14

GLAZING CONTRACTOR

999 STREET, ST
CITY, STATE 99999
PH: 999.999.9999



www.MPDRAFTING.com

P: 248.522.7096
F: 248.522.7030

ARCHITECT:

ZGF
ZIMMER GUNSUL FRANSCA ARCHITECTS LLP

925 FOURTH AVENUE SUITE 2400
SEATTLE, WASHINGTON 98104
PH: 206.623.9414

ARCHITECT NOTE:
ALL NOTES REQUESTING VERIFICATION,
CONFIRMATION, OR INFORMATION THAT ARE
NOT ANSWERED ARE ASSUMED TO BE
CORRECT AS SHOWN ON THESE DRAWINGS.

STAMPS/ SUBMITTALS:

REVISION	DATE
0	07.15.24
1	09.26.24
2	12.23.24
-	-
-	-

PROJECT NUMBER:
24-087

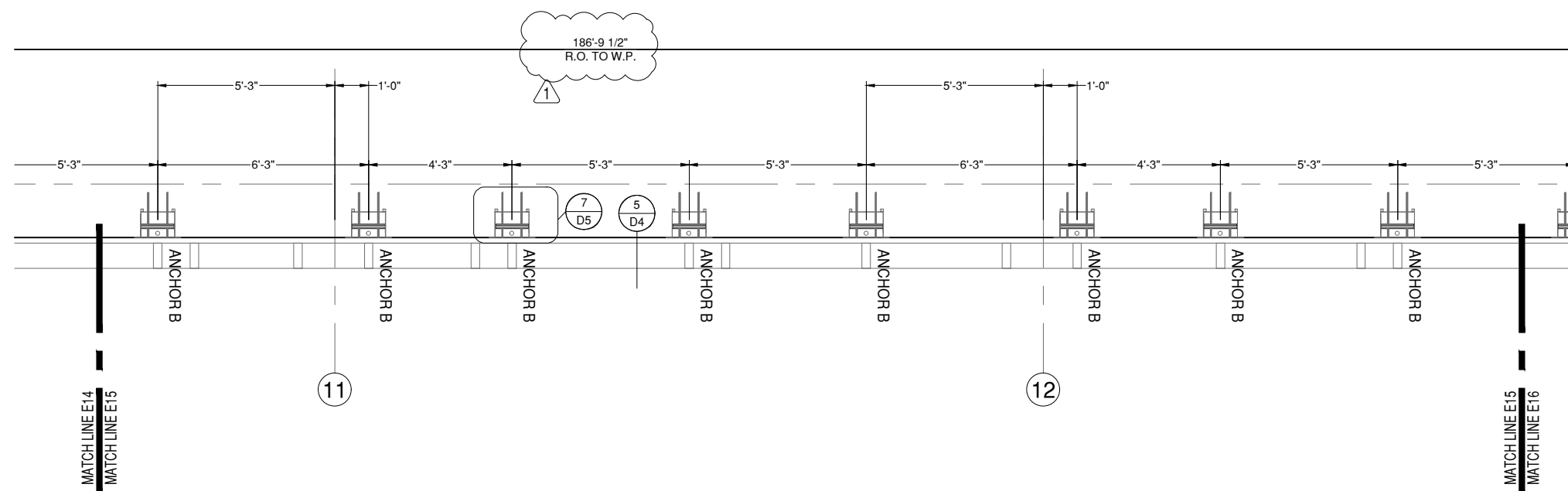
PROJECT NAME:
**HENRY FORD-MSU
RESEARCH**

SHEET DESCRIPTION:
EMBED PLANS

SHEET:
E15



CONTRACTOR NOTE:
MISSING/CONFLICTING INFORMATION
ANCHOR TYPES AND COUNT MUST BE
CONFIRMED PRIOR TO INSTALLATION.



15 EMBED PLAN 15 CONTINUED
E15 DRAWING SCALE
24x36: N.T.S.
11x17: N.T.S.

LEVEL 4-7

ARCHITECT NOTE:
VERTICAL MEMBER
DIMENSIONS AND ROUGH
OPENINGS NOT PROVIDED.
PLEASE CONFIRM/PROVIDE.

ARCHITECT NOTE:
VERTICAL MEMBER LOCATIONS
ADJUSTED TO MATCH NEC
LOCATIONS. DISCREPANCIES WITH
THE ARCHITECTURALS MAY EXIST.

DIMENSION TERMS:
B.O.S. = BACK OF SYSTEM
CL = COLUMNLINE
F.O.S. = FRONT OF SLAB

GLAZING CONTRACTOR

999 STREET, ST
CITY, STATE 99999
PH: 999.999.9999



www.MPDRAFTING.com

P: 248.522.7096
F: 248.522.7030

ARCHITECT:

ZGF
ZIMMER GUNSUL FRANSCA ARCHITECTS LLP

925 FOURTH AVENUE SUITE 2400
SEATTLE, WASHINGTON 98104
PH: 206.623.9414

ARCHITECT NOTE:
ALL NOTES REQUESTING VERIFICATION,
CONFIRMATION, OR INFORMATION THAT ARE
NOT ANSWERED ARE ASSUMED TO BE
CORRECT AS SHOWN ON THESE DRAWINGS.

STAMPS/ SUBMITTALS:

REVISION	DATE
0	07.15.24
1	09.26.24
2	12.23.24
-	-
-	-

PROJECT NUMBER:
24-087

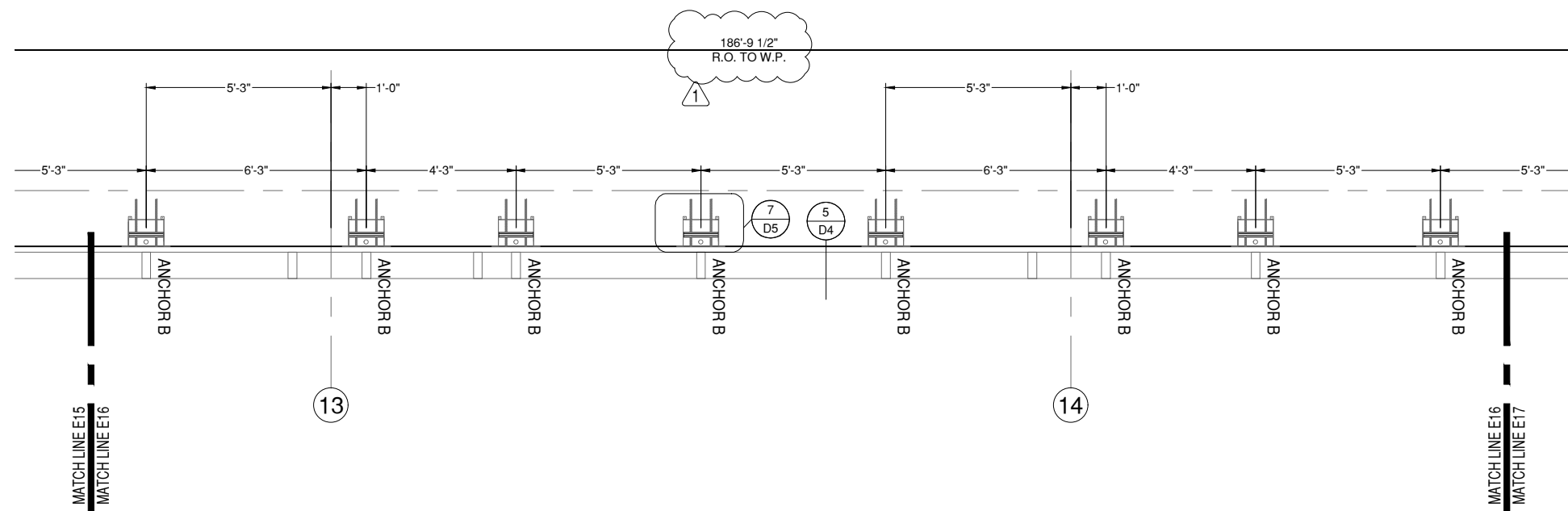
PROJECT NAME:
**HENRY FORD-MSU
RESEARCH**

SHEET DESCRIPTION:
EMBED PLANS

SHEET:
E16



CONTRACTOR NOTE:
MISSING/CONFLICTING INFORMATION
ANCHOR TYPES AND COUNT MUST BE
CONFIRMED PRIOR TO INSTALLATION.



15 EMBED PLAN 15 CONTINUED

E16

DRAWING SCALE
24x36: N.T.S.
11x17: N.T.S.

LEVEL 4-7



ARCHITECT NOTE:
VERTICAL MEMBER
DIMENSIONS AND ROUGH
OPENINGS NOT PROVIDED.
PLEASE CONFIRM/PROVIDE.



ARCHITECT NOTE:
VERTICAL MEMBER LOCATIONS
ADJUSTED TO MATCH NEC
LOCATIONS. DISCREPANCIES WITH
THE ARCHITECTURALS MAY EXIST.

DIMENSION TERMS:

B.O.S. = BACK OF SYSTEM
CL = COLUMNLINE
F.O.S. = FRONT OF SLAB

NOTE:
ALL DIMENSIONS TO BE FIELD
VERIFIED PRIOR TO FABRICATION

GLAZING CONTRACTOR

999 STREET, ST
CITY, STATE 99999
PH: 999.999.9999



www.MPDRAFTING.com
P: 248.522.7096
F: 248.522.7030

ARCHITECT:

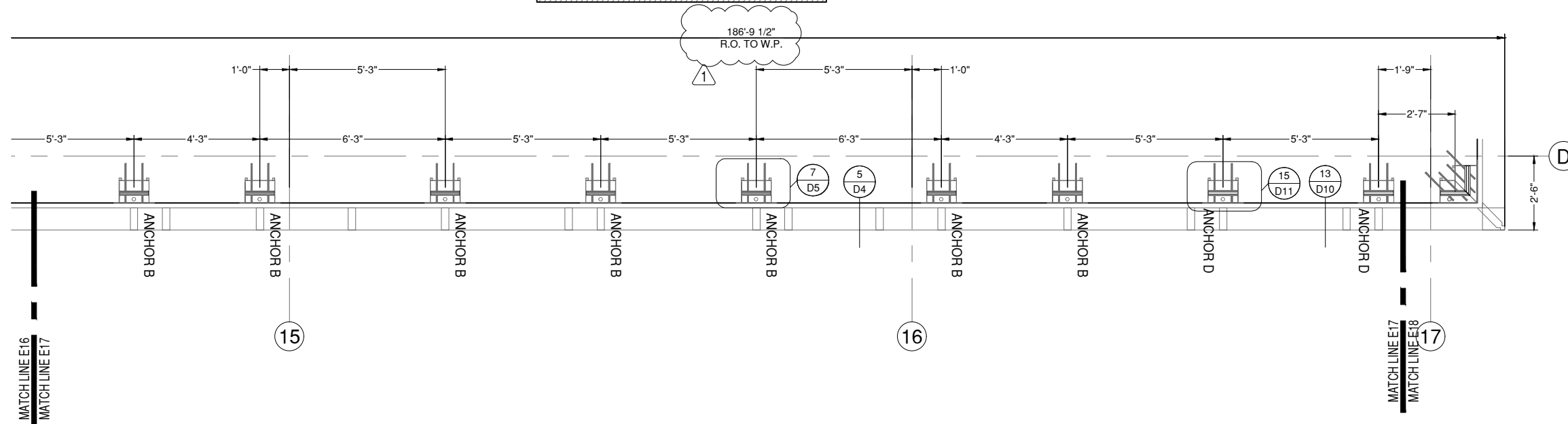
ZGF
ZIMMER GUNSUL FRANSCA ARCHITECTS LLP
925 FOURTH AVENUE SUITE 2400
SEATTLE, WASHINGTON 98104
PH: 206.623.9414

ARCHITECT NOTE:
ALL NOTES REQUESTING VERIFICATION,
CONFIRMATION, OR INFORMATION THAT ARE
NOT ANSWERED ARE ASSUMED TO BE
CORRECT AS SHOWN ON THESE DRAWINGS.

STAMPS/ SUBMITTALS:



CONTRACTOR NOTE:
MISSING/CONFLICTING INFORMATION
ANCHOR TYPES AND COUNT MUST BE
CONFIRMED PRIOR TO INSTALLATION.



15 EMBED PLAN 15 CONTINUED

E17 DRAWING SCALE
24x36: N.T.S.
11x17: N.T.S.

LEVEL 4-7

ARCHITECT NOTE:
VERTICAL MEMBER
DIMENSIONS AND ROUGH
OPENINGS NOT PROVIDED.
PLEASE CONFIRM/PROVIDE.

ARCHITECT NOTE:
VERTICAL MEMBER LOCATIONS
ADJUSTED TO MATCH NEC
LOCATIONS. DISCREPANCIES WITH
THE ARCHITECTURALS MAY EXIST.

DIMENSION TERMS:
B.O.S. = BACK OF SYSTEM
CL = COLUMNLINE
F.O.S. = FRONT OF SLAB

REVISION	DATE
0	07.15.24
1	09.26.24
2	12.23.24
-	-
-	-

PROJECT NUMBER:
24-087

PROJECT NAME:
**HENRY FORD-MSU
RESEARCH**

SHEET DESCRIPTION:
EMBED PLANS

SHEET:
E17

NOTE:
ALL DIMENSIONS TO BE FIELD
VERIFIED PRIOR TO FABRICATION

GLAZING CONTRACTOR

999 STREET, ST
CITY, STATE 99999
PH: 999.999.9999



www.MPDRAFTING.com
P: 248.522.7096
F: 248.522.7030

ARCHITECT:

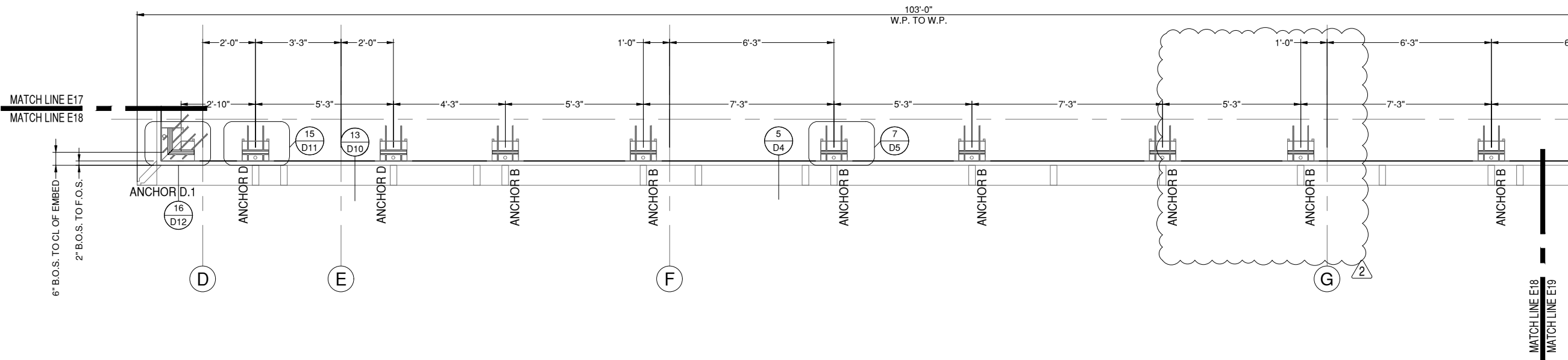
ZGF
ZIMMER GUNSUL FRANSCA ARCHITECTS LLP
925 FOURTH AVENUE SUITE 2400
SEATTLE, WASHINGTON 98104
PH: 206.623.9414

ARCHITECT NOTE:
ALL NOTES REQUESTING VERIFICATION,
CONFIRMATION, OR INFORMATION THAT ARE
NOT ANSWERED ARE ASSUMED TO BE
CORRECT AS SHOWN ON THESE DRAWINGS.

STAMPS/ SUBMITTALS:



CONTRACTOR NOTE:
MISSING/CONFLICTING INFORMATION
ANCHOR TYPES AND COUNT MUST BE
CONFIRMED PRIOR TO INSTALLATION.



ARCHITECT NOTE:
VERTICAL MEMBER
DIMENSIONS AND ROUGH
OPENINGS NOT PROVIDED.
PLEASE CONFIRM/PROVIDE.

ARCHITECT NOTE:
VERTICAL MEMBER LOCATIONS
ADJUSTED TO MATCH NEC
LOCATIONS. DISCREPANCIES WITH
THE ARCHITECTURALS MAY EXIST.

16 EMBED PLAN 16
E18 DRAWING SCALE
24x36: N.T.S.
11x17: N.T.S.

EMBED COUNTS
ANCHOR B - 15
ANCHOR D - 4
ANCHOR D.1 - 2
LEVEL 4-7

DIMENSION TERMS:
B.O.S. = BACK OF SYSTEM
CL = COLUMNLINE
F.O.S. = FRONT OF SLAB

REVISION	DATE
0	07.15.24
1	09.26.24
2	12.23.24
-	-
-	-

PROJECT NUMBER:
24-087

PROJECT NAME:
HENRY FORD-MSU
RESEARCH

SHEET DESCRIPTION:
EMBED PLANS

SHEET:
E18

NOTE:
ALL DIMENSIONS TO BE FIELD
VERIFIED PRIOR TO FABRICATION

GLAZING CONTRACTOR

999 STREET, ST
CITY, STATE 99999
PH: 999.999.9999



www.MPDRAFTING.com
P: 248.522.7096
F: 248.522.7030

ARCHITECT:

ZGF
ZIMMER GUNSUL FRANSCA ARCHITECTS LLP
925 FOURTH AVENUE SUITE 2400
SEATTLE, WASHINGTON 98104
PH: 206.623.9414

ARCHITECT NOTE:
ALL NOTES REQUESTING VERIFICATION,
CONFIRMATION, OR INFORMATION THAT ARE
NOT ANSWERED ARE ASSUMED TO BE
CORRECT AS SHOWN ON THESE DRAWINGS.

STAMPS/ SUBMITTALS:

REVISION	DATE
0	07.15.24
1	09.26.24
2	12.23.24
-	-
-	-

PROJECT NUMBER:
24-087

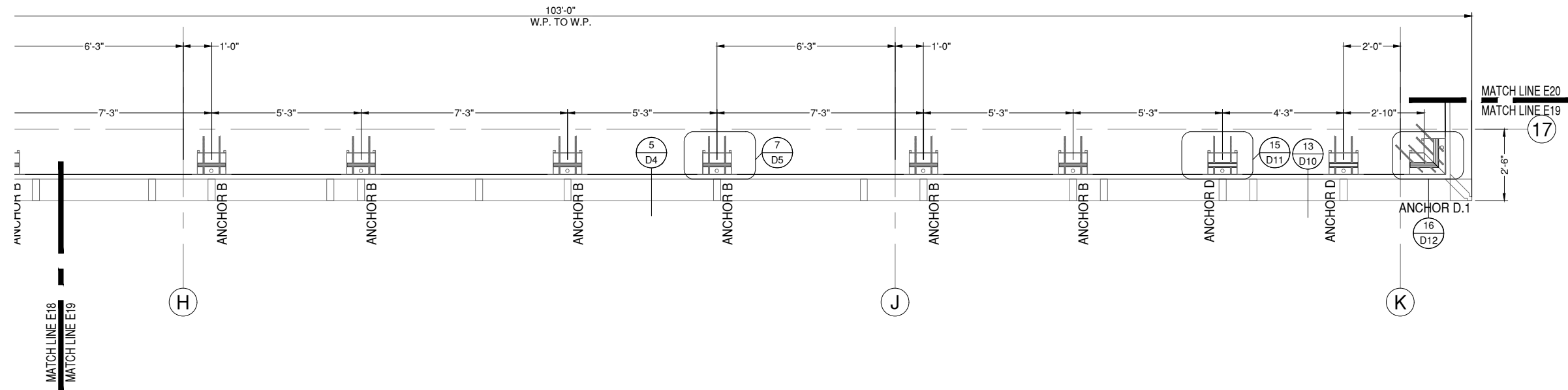
PROJECT NAME:
**HENRY FORD-MSU
RESEARCH**

SHEET DESCRIPTION:
EMBED PLANS

SHEET:
E19



CONTRACTOR NOTE:
MISSING/CONFLICTING INFORMATION
ANCHOR TYPES AND COUNT MUST BE
CONFIRMED PRIOR TO INSTALLATION.



16 E19 **EMBED PLAN 16 CONTINUED**

DRAWING SCALE
24x36: N.T.S.
11x17: N.T.S.

LEVEL 4-7

ARCHITECT NOTE:
VERTICAL MEMBER
DIMENSIONS AND ROUGH
OPENINGS NOT PROVIDED.
PLEASE CONFIRM/PROVIDE.

ARCHITECT NOTE:
VERTICAL MEMBER LOCATIONS
ADJUSTED TO MATCH NEC
LOCATIONS. DISCREPANCIES WITH
THE ARCHITECTURALS MAY EXIST.

DIMENSION TERMS:
B.O.S. = BACK OF SYSTEM
CL = COLUMNLINE
F.O.S. = FRONT OF SLAB

NOTE:
ALL DIMENSIONS TO BE FIELD
VERIFIED PRIOR TO FABRICATION

GLAZING CONTRACTOR

999 STREET, ST
CITY, STATE 99999
PH: 999.999.9999



www.MPDRAFTING.com
P: 248.522.7096
F: 248.522.7030

ARCHITECT:

ZGF
ZIMMER GUNSUL FRANSCA ARCHITECTS LLP
925 FOURTH AVENUE SUITE 2400
SEATTLE, WASHINGTON 98104
PH: 206.623.9414

ARCHITECT NOTE:
ALL NOTES REQUESTING VERIFICATION,
CONFIRMATION, OR INFORMATION THAT ARE
NOT ANSWERED ARE ASSUMED TO BE
CORRECT AS SHOWN ON THESE DRAWINGS.

STAMPS/ SUBMITTALS:

REVISION	DATE
0	07.15.24
1	09.26.24
2	12.23.24
-	-
-	-

PROJECT NUMBER:
24-087

PROJECT NAME:
**HENRY FORD-MSU
RESEARCH**

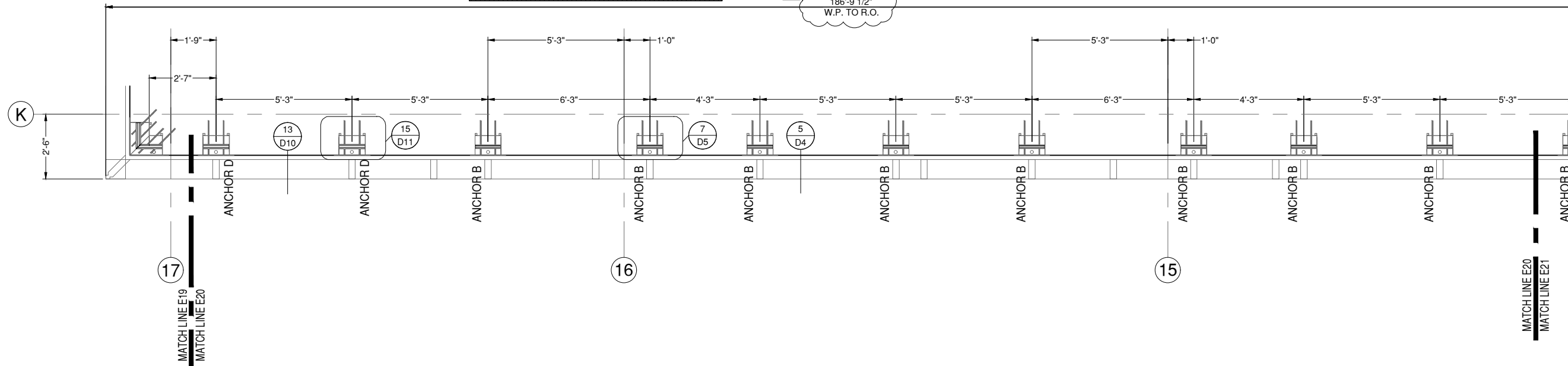
SHEET DESCRIPTION:
EMBED PLANS

SHEET:
E20



CONTRACTOR NOTE:
MISSING/CONFLICTING INFORMATION
ANCHOR TYPES AND COUNT MUST BE
CONFIRMED PRIOR TO INSTALLATION.

2
186'-9 1/2"
W.P. TO R.O.



ARCHITECT NOTE:
VERTICAL MEMBER
DIMENSIONS AND ROUGH
OPENINGS NOT PROVIDED.
PLEASE CONFIRM/PROVIDE.

ARCHITECT NOTE:
VERTICAL MEMBER LOCATIONS
ADJUSTED TO MATCH NEC
LOCATIONS. DISCREPANCIES WITH
THE ARCHITECTURALS MAY EXIST.

17 EMBED PLAN 17
E20 DRAWING SCALE
24x36: N.T.S.
11x17: N.T.S.

EMBED COUNTS
ANCHOR B - 34
ANCHOR D - 2
LEVEL 4-7

DIMENSION TERMS:
B.O.S. = BACK OF SYSTEM
CL = COLUMNLINE
F.O.S. = FRONT OF SLAB

GLAZING CONTRACTOR

999 STREET, ST
CITY, STATE 99999
PH: 999.999.9999



www.MPDRAFTING.com
P: 248.522.7096
F: 248.522.7030

ARCHITECT:
ZGF
ZIMMER GUNSUL FRANSCA ARCHITECTS LLP
925 FOURTH AVENUE SUITE 2400
SEATTLE, WASHINGTON 98104
PH: 206.623.9414

ARCHITECT NOTE:
ALL NOTES REQUESTING VERIFICATION, CONFIRMATION, OR INFORMATION THAT ARE NOT ANSWERED ARE ASSUMED TO BE CORRECT AS SHOWN ON THESE DRAWINGS.

STAMPS/ SUBMITTALS:

REVISION	DATE
0	07.15.24
1	09.26.24
2	12.23.24
-	-
-	-

PROJECT NUMBER:
24-087

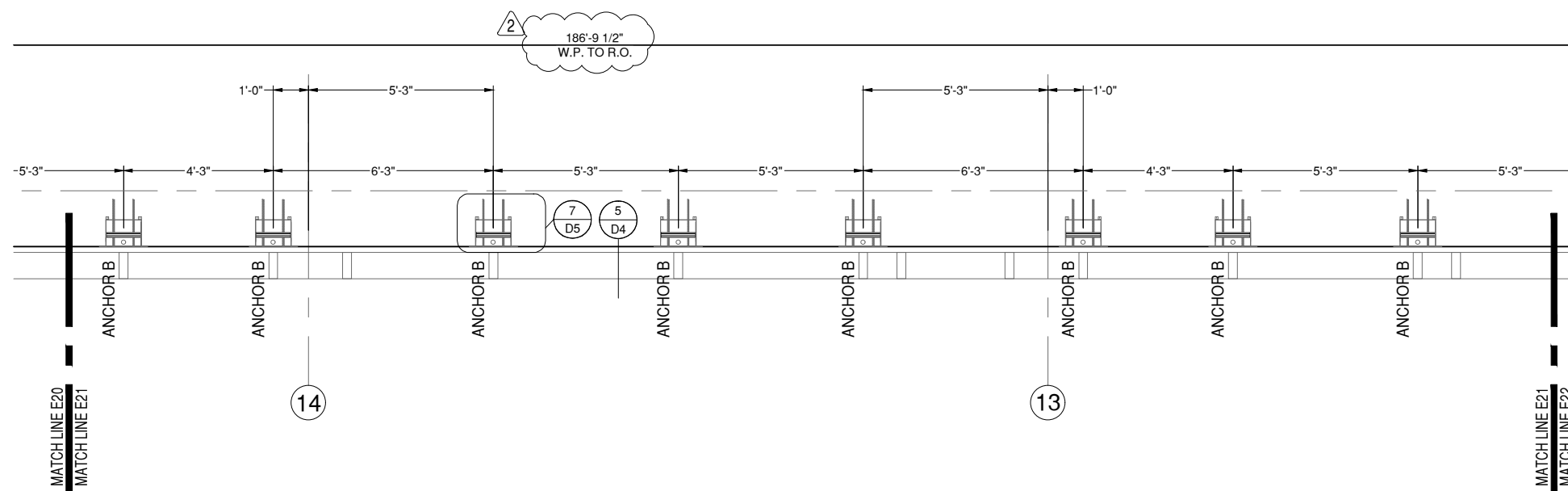
PROJECT NAME:
**HENRY FORD-MSU
RESEARCH**

SHEET DESCRIPTION:
EMBED PLANS

SHEET:
E21



CONTRACTOR NOTE:
MISSING/CONFLICTING INFORMATION
ANCHOR TYPES AND COUNT MUST BE
CONFIRMED PRIOR TO INSTALLATION.



17 EMBED PLAN 17 CONTINUED LEVEL 4-7
E21 DRAWING SCALE
24x36: N.T.S.
11x17: N.T.S.

ARCHITECT NOTE:
VERTICAL MEMBER
DIMENSIONS AND ROUGH
OPENINGS NOT PROVIDED.
PLEASE CONFIRM/PROVIDE.

ARCHITECT NOTE:
VERTICAL MEMBER LOCATIONS
ADJUSTED TO MATCH NEC
LOCATIONS. DISCREPANCIES WITH
THE ARCHITECTURALS MAY EXIST.

DIMENSION TERMS:
B.O.S. = BACK OF SYSTEM
CL = COLUMNLINE
F.O.S. = FRONT OF SLAB

GLAZING CONTRACTOR

999 STREET, ST
CITY, STATE 99999
PH: 999.999.9999



www.MPDRAFTING.com
P: 248.522.7096
F: 248.522.7030

ARCHITECT:
ZGF
ZIMMER GUNSUL FRANSCA ARCHITECTS LLP
925 FOURTH AVENUE SUITE 2400
SEATTLE, WASHINGTON 98104
PH: 206.623.9414

ARCHITECT NOTE:
ALL NOTES REQUESTING VERIFICATION,
CONFIRMATION, OR INFORMATION THAT ARE
NOT ANSWERED ARE ASSUMED TO BE
CORRECT AS SHOWN ON THESE DRAWINGS.

**STAMPS/
SUBMITTALS:**

REVISION	DATE
0	07.15.24
1	09.26.24
2	12.23.24
-	-
-	-

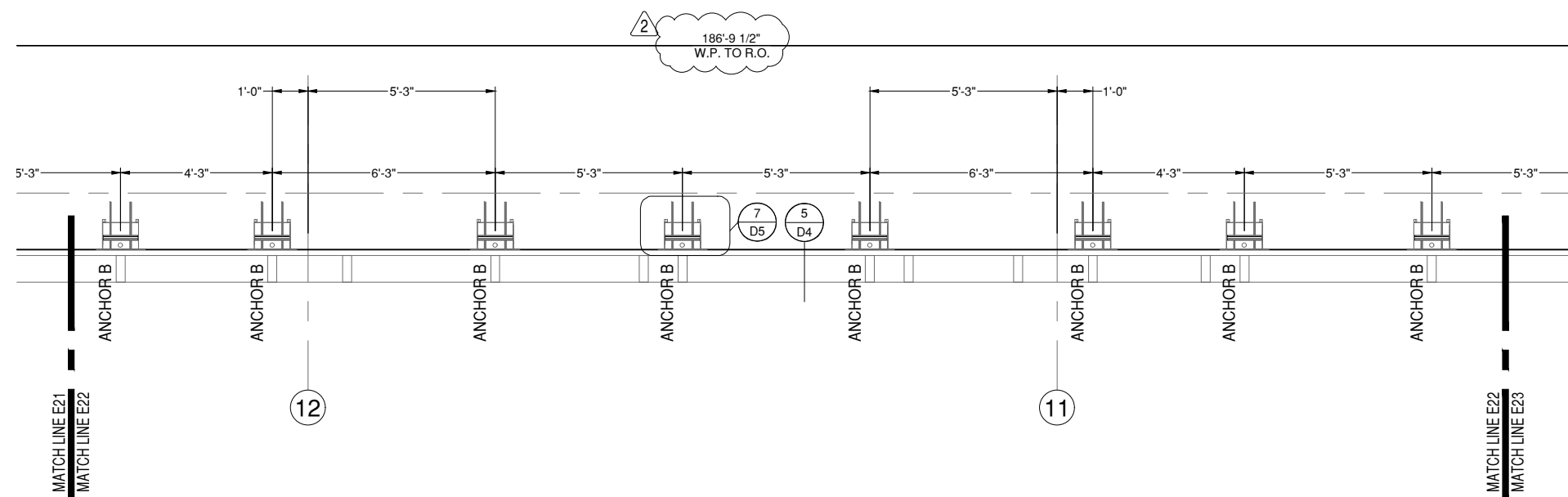
PROJECT NUMBER:
24-087

PROJECT NAME:
**HENRY FORD-MSU
RESEARCH**

SHEET DESCRIPTION:
EMBED PLANS

SHEET:
E22

CONTRACTOR NOTE:
MISSING/CONFLICTING INFORMATION
ANCHOR TYPES AND COUNT MUST BE
CONFIRMED PRIOR TO INSTALLATION.



17 EMBED PLAN 17 CONTINUED **LEVEL 4-7**
E22 DRAWING SCALE
24x36: N.T.S.
11x17: N.T.S.

ARCHITECT NOTE:
VERTICAL MEMBER
DIMENSIONS AND ROUGH
OPENINGS NOT PROVIDED.
PLEASE CONFIRM/PROVIDE.

ARCHITECT NOTE:
VERTICAL MEMBER LOCATIONS
ADJUSTED TO MATCH NEC
LOCATIONS. DISCREPANCIES WITH
THE ARCHITECTURALS MAY EXIST.

DIMENSION TERMS:
B.O.S. = BACK OF SYSTEM
CL = COLUMNLINE
F.O.S. = FRONT OF SLAB

NOTE:
ALL DIMENSIONS TO BE FIELD
VERIFIED PRIOR TO FABRICATION

GLAZING CONTRACTOR

999 STREET, ST
CITY, STATE 99999
PH: 999.999.9999



www.MPDRAFTING.com
P: 248.522.7096
F: 248.522.7030

ARCHITECT:

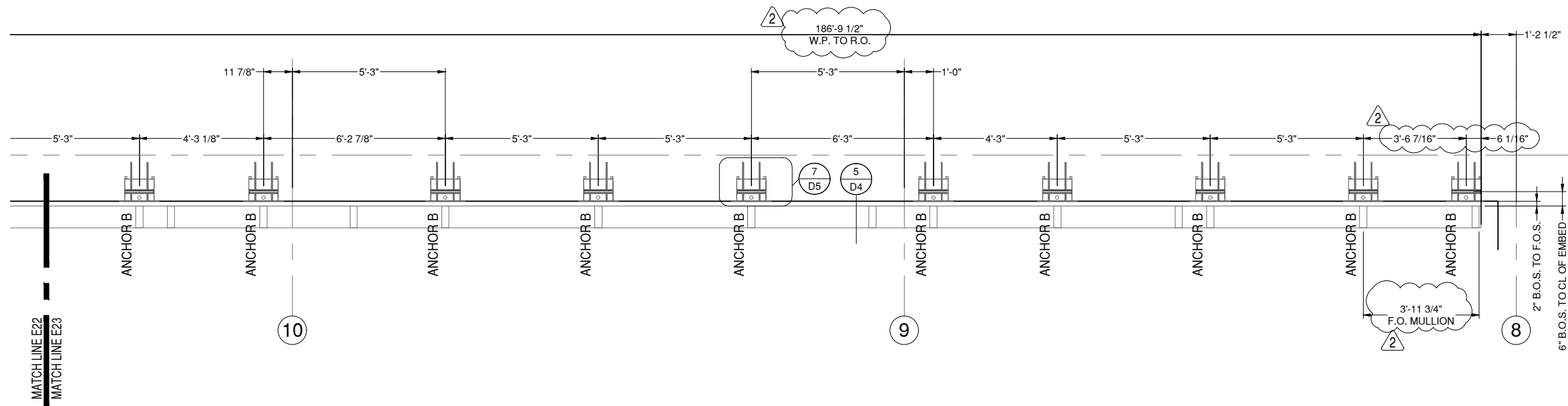
ZGF
ZIMMER GUNSUL FRANSCA ARCHITECTS LLP
925 FOURTH AVENUE SUITE 2400
SEATTLE, WASHINGTON 98104
PH: 206.623.9414

ARCHITECT NOTE:
ALL NOTES REQUESTING VERIFICATION,
CONFIRMATION, OR INFORMATION THAT ARE
NOT ANSWERED ARE ASSUMED TO BE
CORRECT AS SHOWN ON THESE DRAWINGS.

STAMPS/ SUBMITTALS:



CONTRACTOR NOTE:
MISSING/CONFLICTING INFORMATION
ANCHOR TYPES AND COUNT MUST BE
CONFIRMED PRIOR TO INSTALLATION.



17 EMBED PLAN 17 CONTINUED

E23 DRAWING SCALE
24x36: N.T.S.
11x17: N.T.S.

LEVEL 4-7

ARCHITECT NOTE:
VERTICAL MEMBER
DIMENSIONS AND ROUGH
OPENINGS NOT PROVIDED.
PLEASE CONFIRM/PROVIDE.

ARCHITECT NOTE:
VERTICAL MEMBER LOCATIONS
ADJUSTED TO MATCH NEC
LOCATIONS. DISCREPANCIES WITH
THE ARCHITECTURALS MAY EXIST.

DIMENSION TERMS:
B.O.S. = BACK OF SYSTEM
CL = COLUMNLINE
F.O.S. = FRONT OF SLAB

REVISION	DATE
0	07.15.24
1	09.26.24
2	12.23.24
-	-
-	-

PROJECT NUMBER:
24-087

PROJECT NAME:
**HENRY FORD-MSU
RESEARCH**

SHEET DESCRIPTION:
EMBED PLANS

SHEET:
E23

NOTE:
ALL DIMENSIONS TO BE FIELD
VERIFIED PRIOR TO FABRICATION

GLAZING CONTRACTOR

999 STREET, ST
CITY, STATE 99999
PH: 999.999.9999



www.MPDRAFTING.com
P: 248.522.7096
F: 248.522.7030

ARCHITECT:

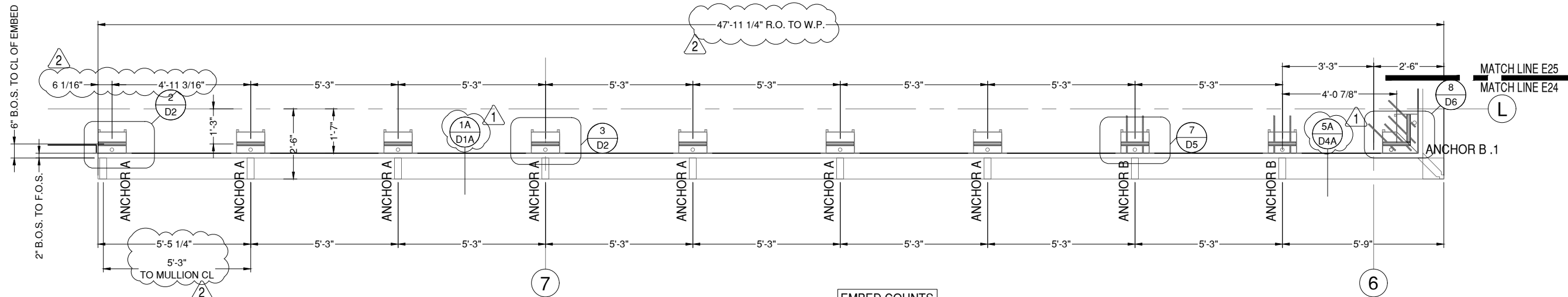
ZGF
ZIMMER GUNSUL FRANSCA ARCHITECTS LLP
925 FOURTH AVENUE SUITE 2400
SEATTLE, WASHINGTON 98104
PH: 206.623.9414

ARCHITECT NOTE:
ALL NOTES REQUESTING VERIFICATION,
CONFIRMATION, OR INFORMATION THAT ARE
NOT ANSWERED ARE ASSUMED TO BE
CORRECT AS SHOWN ON THESE DRAWINGS.

STAMPS/ SUBMITTALS:



CONTRACTOR NOTE:
MISSING/CONFLICTING INFORMATION
ANCHOR TYPES AND COUNT MUST BE
CONFIRMED PRIOR TO INSTALLATION.



18 EMBED PLAN 18
E24 DRAWING SCALE
24x36: 1/2" = 1'-0"
11x17: 1/4" = 1'-0"

EMBED COUNTS
ANCHOR A - 7
ANCHOR B - 2
ANCHOR B.1 - 1
LEVEL 8

ARCHITECT NOTE:
VERTICAL MEMBER
DIMENSIONS AND ROUGH
OPENINGS NOT PROVIDED.
PLEASE CONFIRM/PROVIDE.

ARCHITECT NOTE:
VERTICAL MEMBER LOCATIONS
ADJUSTED TO MATCH NEC
LOCATIONS. DISCREPANCIES WITH
THE ARCHITECTURALS MAY EXIST.

DIMENSION TERMS:
B.O.S. = BACK OF SYSTEM
CL = COLUMNLINE
F.O.S. = FRONT OF SLAB

REVISION	DATE
0	07.15.24
1	09.26.24
2	12.23.24
-	-
-	-

PROJECT NUMBER:
24-087

PROJECT NAME:
**HENRY FORD-MSU
RESEARCH**

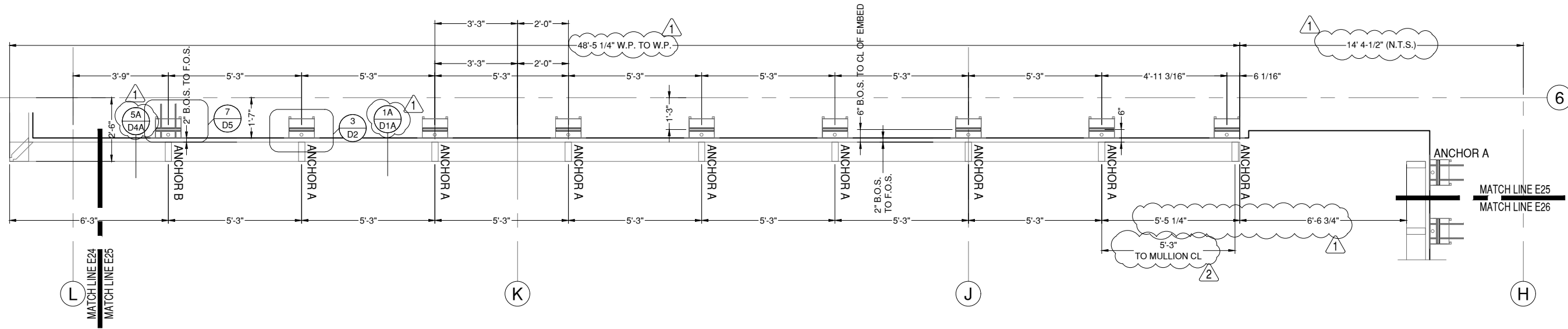
SHEET DESCRIPTION:
EMBED PLANS

SHEET:
E24

NOTE:
ALL DIMENSIONS TO BE FIELD
VERIFIED PRIOR TO FABRICATION



CONTRACTOR NOTE:
MISSING/CONFLICTING INFORMATION
ANCHOR TYPES AND COUNT MUST BE
CONFIRMED PRIOR TO INSTALLATION.



ARCHITECT NOTE:
VERTICAL MEMBER
DIMENSIONS AND ROUGH
OPENINGS NOT PROVIDED.
PLEASE CONFIRM/PROVIDE.

ARCHITECT NOTE:
VERTICAL MEMBER LOCATIONS
ADJUSTED TO MATCH NEC
LOCATIONS. DISCREPANCIES WITH
THE ARCHITECTURALS MAY EXIST.

19 EMBED PLAN 19
E25 DRAWING SCALE
24x36: N.T.S.
11x17: N.T.S.

EMBED COUNTS
ANCHOR A - 10
ANCHOR B - 1
ANCHOR B.1 - 1
LEVEL 8

DIMENSION TERMS:
B.O.S. = BACK OF SYSTEM
CL = COLUMNLINE
F.O.S. = FRONT OF SLAB

GLAZING CONTRACTOR

999 STREET, ST
CITY, STATE 99999
PH: 999.999.9999



www.MPDRAFTING.com
P: 248.522.7096
F: 248.522.7030

ARCHITECT:
ZGF
ZIMMER GUNSUL FRANSCA ARCHITECTS LLP
925 FOURTH AVENUE SUITE 2400
SEATTLE, WASHINGTON 98104
PH: 206.623.9414

ARCHITECT NOTE:
ALL NOTES REQUESTING VERIFICATION,
CONFIRMATION, OR INFORMATION THAT ARE
NOT ANSWERED ARE ASSUMED TO BE
CORRECT AS SHOWN ON THESE DRAWINGS.

STAMPS/
SUBMITTALS:

REVISION	DATE
0	07.15.24
1	09.26.24
2	12.23.24
-	-
-	-

PROJECT NUMBER:
24-087

PROJECT NAME:
HENRY FORD-MSU
RESEARCH

SHEET DESCRIPTION:
EMBED PLANS

SHEET:
E25

NOTE:
ALL DIMENSIONS TO BE FIELD
VERIFIED PRIOR TO FABRICATION

GLAZING CONTRACTOR

999 STREET, ST
CITY, STATE 99999
PH: 999.999.9999



CONTRACTOR NOTE:
MISSING/CONFLICTING INFORMATION
ANCHOR TYPES AND COUNT MUST BE
CONFIRMED PRIOR TO INSTALLATION.



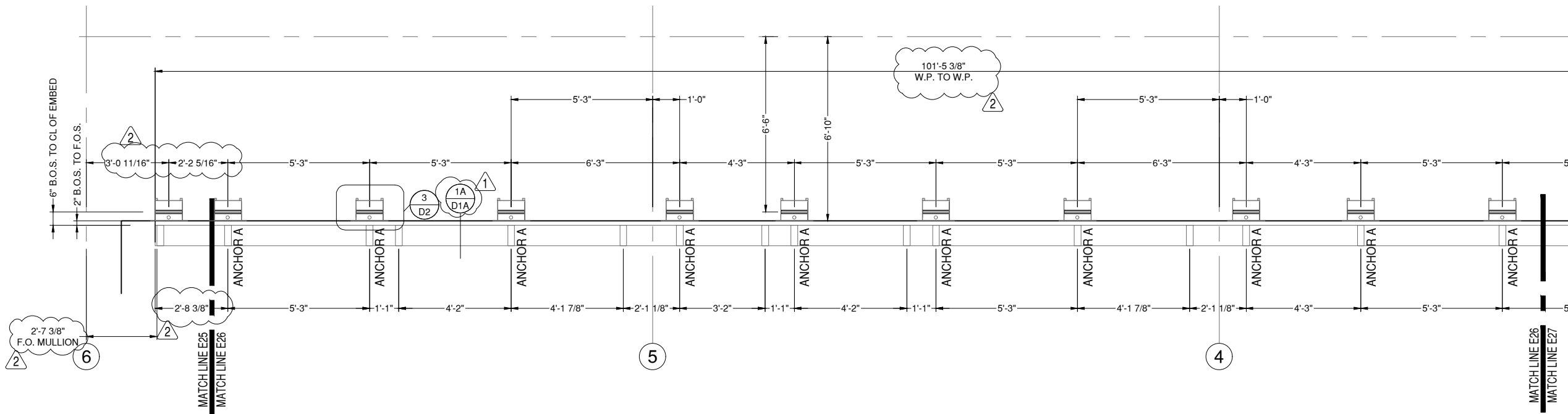
www.MPDRAFTING.com
P: 248.522.7096
F: 248.522.7030

ARCHITECT:

ZGF
ZIMMER GUNSUL FRANSCA ARCHITECTS LLP
925 FOURTH AVENUE SUITE 2400
SEATTLE, WASHINGTON 98104
PH: 206.623.9414

ARCHITECT NOTE:
ALL NOTES REQUESTING VERIFICATION,
CONFIRMATION, OR INFORMATION THAT ARE
NOT ANSWERED ARE ASSUMED TO BE
CORRECT AS SHOWN ON THESE DRAWINGS.

STAMPS/ SUBMITTALS:



ARCHITECT NOTE:
VERTICAL MEMBER
DIMENSIONS AND ROUGH
OPENINGS NOT PROVIDED.
PLEASE CONFIRM/PROVIDE.

ARCHITECT NOTE:
VERTICAL MEMBER LOCATIONS
ADJUSTED TO MATCH NEC
LOCATIONS. DISCREPANCIES WITH
THE ARCHITECTURALS MAY EXIST.

21 EMBED PLAN 21
E26 DRAWING SCALE
24x36: N.T.S.
11x17: N.T.S.

EMBED COUNTS
ANCHOR A - 20
ANCHOR A.1 - 1
LEVEL 8

DIMENSION TERMS:

B.O.S. = BACK OF SYSTEM
CL = COLUMNLINE
F.O.S. = FRONT OF SLAB

REVISION	DATE
0	07.15.24
1	09.26.24
2	12.23.24
-	-
-	-

PROJECT NUMBER:
24-087

PROJECT NAME:
**HENRY FORD-MSU
RESEARCH**

SHEET DESCRIPTION:
EMBED PLANS

SHEET:
E26

NOTE:
ALL DIMENSIONS TO BE FIELD
VERIFIED PRIOR TO FABRICATION

GLAZING CONTRACTOR

999 STREET, ST
CITY, STATE 99999
PH: 999.999.9999



www.MPDRAFTING.com
P: 248.522.7096
F: 248.522.7030

ARCHITECT:

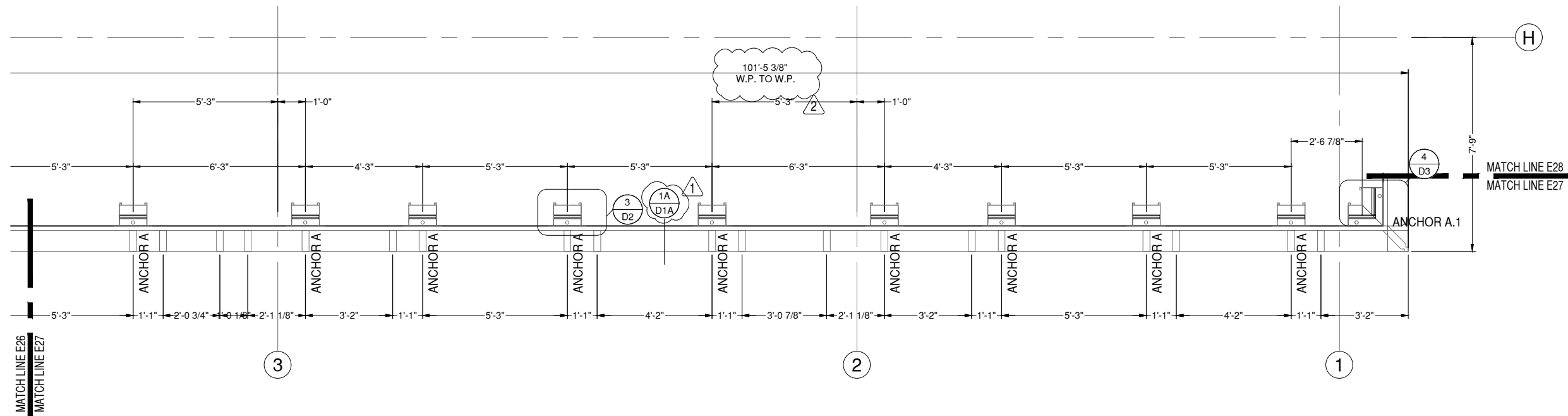
ZGF
ZIMMER GUNSUL FRANSCA ARCHITECTS LLP
925 FOURTH AVENUE SUITE 2400
SEATTLE, WASHINGTON 98104
PH: 206.623.9414

ARCHITECT NOTE:
ALL NOTES REQUESTING VERIFICATION,
CONFIRMATION, OR INFORMATION THAT ARE
NOT ANSWERED ARE ASSUMED TO BE
CORRECT AS SHOWN ON THESE DRAWINGS.

STAMPS/ SUBMITTALS:



CONTRACTOR NOTE:
MISSING/CONFLICTING INFORMATION
ANCHOR TYPES AND COUNT MUST BE
CONFIRMED PRIOR TO INSTALLATION.



21 EMBED PLAN 21 CONTINUED

E27 DRAWING SCALE
24x36: N.T.S.
11x17: N.T.S.

LEVEL 8

ARCHITECT NOTE:
VERTICAL MEMBER
DIMENSIONS AND ROUGH
OPENINGS NOT PROVIDED.
PLEASE CONFIRM/PROVIDE.

ARCHITECT NOTE:
VERTICAL MEMBER LOCATIONS
ADJUSTED TO MATCH NEC
LOCATIONS. DISCREPANCIES WITH
THE ARCHITECTURALS MAY EXIST.

DIMENSION TERMS:
B.O.S. = BACK OF SYSTEM
CL = COLUMNLINE
F.O.S. = FRONT OF SLAB

REVISION	DATE
0	07.15.24
1	09.26.24
2	12.23.24
-	-
-	-

PROJECT NUMBER:
24-087

PROJECT NAME:
**HENRY FORD-MSU
RESEARCH**


SHEET DESCRIPTION:
EMBED PLANS

SHEET:
E27

NOTE:
ALL DIMENSIONS TO BE FIELD
VERIFIED PRIOR TO FABRICATION

GLAZING CONTRACTOR

999 STREET, ST
CITY, STATE 99999
PH: 999.999.9999

 **CONTRACTOR NOTE:**
MISSING/CONFLICTING INFORMATION
ANCHOR TYPES AND COUNT MUST BE
CONFIRMED PRIOR TO INSTALLATION.



www.MPDRAFTING.com
P: 248.522.7096
F: 248.522.7030

ARCHITECT:

ZGF
ZIMMER GUNSUL FRANSCA ARCHITECTS LLP
925 FOURTH AVENUE SUITE 2400
SEATTLE, WASHINGTON 98104
PH: 206.623.9414

ARCHITECT NOTE:
ALL NOTES REQUESTING VERIFICATION,
CONFIRMATION, OR INFORMATION THAT ARE
NOT ANSWERED ARE ASSUMED TO BE
CORRECT AS SHOWN ON THESE DRAWINGS.

STAMPS/ SUBMITTALS:

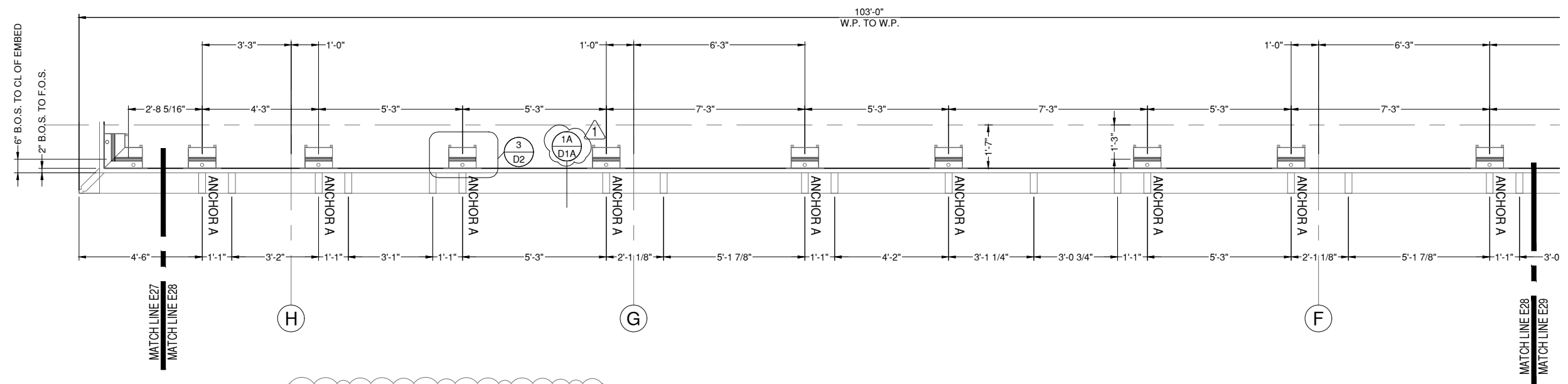
REVISION	DATE
0	07.15.24
1	09.26.24
2	12.23.24
-	-
-	-


PROJECT NUMBER:
24-087


PROJECT NAME:
**HENRY FORD-MSU
RESEARCH**

SHEET DESCRIPTION:
EMBED PLANS

SHEET:
E28



 **ARCHITECT NOTE:**
VERTICAL MEMBER
DIMENSIONS AND ROUGH
OPENINGS NOT PROVIDED.
PLEASE CONFIRM/PROVIDE.

 **ARCHITECT NOTE:**
VERTICAL MEMBER LOCATIONS
ADJUSTED TO MATCH NEC
LOCATIONS. DISCREPANCIES WITH
THE ARCHITECTURALS MAY EXIST.

22 **EMBED PLAN 22**
E28 **DRAWING SCALE**
24x36: N.T.S.
11x17: N.T.S.

EMBED COUNTS
ANCHOR A - 15
ANCHOR B - 2
LEVEL 8

DIMENSION TERMS:
B.O.S. = BACK OF SYSTEM
CL = COLUMNLINE
F.O.S. = FRONT OF SLAB

NOTE:
ALL DIMENSIONS TO BE FIELD
VERIFIED PRIOR TO FABRICATION

GLAZING CONTRACTOR

999 STREET, ST
CITY, STATE 99999
PH: 999.999.9999



www.MPDRAFTING.com
P: 248.522.7096
F: 248.522.7030

ARCHITECT:

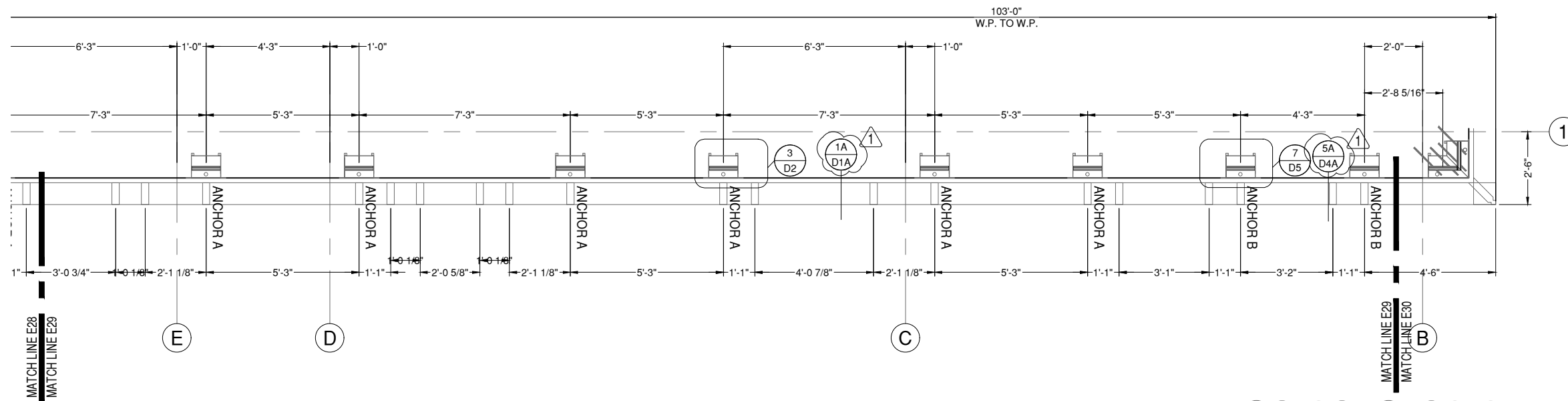
ZGF
ZIMMER GUNSUL FRANSCA ARCHITECTS LLP
925 FOURTH AVENUE SUITE 2400
SEATTLE, WASHINGTON 98104
PH: 206.623.9414

ARCHITECT NOTE:
ALL NOTES REQUESTING VERIFICATION,
CONFIRMATION, OR INFORMATION THAT ARE
NOT ANSWERED ARE ASSUMED TO BE
CORRECT AS SHOWN ON THESE DRAWINGS.

STAMPS/ SUBMITTALS:



CONTRACTOR NOTE:
MISSING/CONFLICTING INFORMATION
ANCHOR TYPES AND COUNT MUST BE
CONFIRMED PRIOR TO INSTALLATION.



22 EMBED PLAN 22 CONTINUED
E29 DRAWING SCALE
24x36: N.T.S.
11x17: N.T.S.
LEVEL 8

ARCHITECT NOTE:
VERTICAL MEMBER
DIMENSIONS AND ROUGH
OPENINGS NOT PROVIDED.
PLEASE CONFIRM/PROVIDE.

ARCHITECT NOTE:
VERTICAL MEMBER LOCATIONS
ADJUSTED TO MATCH NEC
LOCATIONS. DISCREPANCIES WITH
THE ARCHITECTURALS MAY EXIST.

DIMENSION TERMS:
B.O.S. = BACK OF SYSTEM
CL = COLUMNLINE
F.O.S. = FRONT OF SLAB

REVISION	DATE
0	07.15.24
1	09.26.24
2	12.23.24
-	-
-	-

PROJECT NUMBER:
24-087

PROJECT NAME:
**HENRY FORD-MSU
RESEARCH**

SHEET DESCRIPTION:
EMBED PLANS

SHEET:
E29

NOTE:
ALL DIMENSIONS TO BE FIELD
VERIFIED PRIOR TO FABRICATION

GLAZING CONTRACTOR

999 STREET, ST
CITY, STATE 99999
PH: 999.999.9999



CONTRACTOR NOTE:
MISSING/CONFLICTING INFORMATION
ANCHOR TYPES AND COUNT MUST BE
CONFIRMED PRIOR TO INSTALLATION.



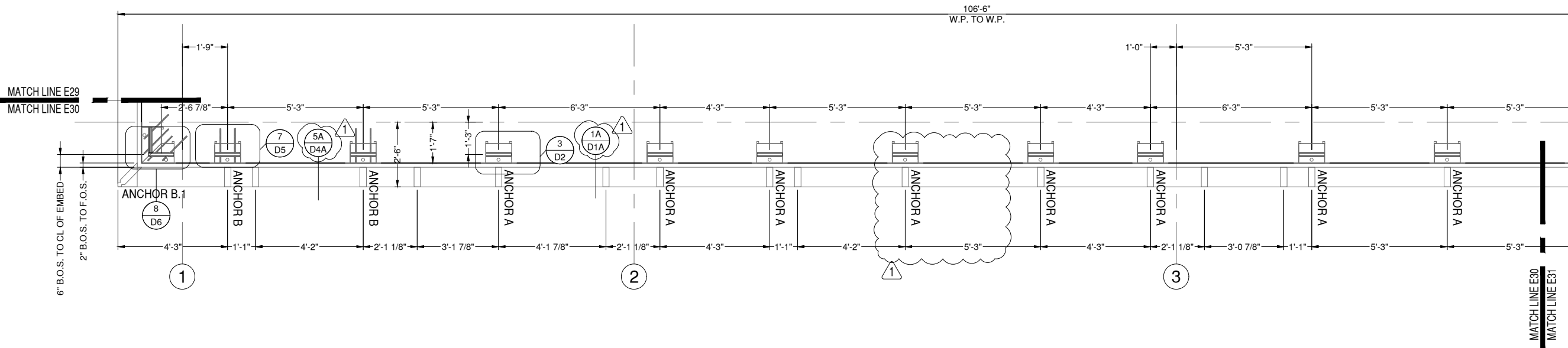
www.MPDRAFTING.com
P: 248.522.7096
F: 248.522.7030

ARCHITECT:

ZGF
ZIMMER GUNSUL FRANSCA ARCHITECTS LLP
925 FOURTH AVENUE SUITE 2400
SEATTLE, WASHINGTON 98104
PH: 206.623.9414

ARCHITECT NOTE:
ALL NOTES REQUESTING VERIFICATION,
CONFIRMATION, OR INFORMATION THAT ARE
NOT ANSWERED ARE ASSUMED TO BE
CORRECT AS SHOWN ON THESE DRAWINGS.

STAMPS/ SUBMITTALS:



ARCHITECT NOTE:
VERTICAL MEMBER
DIMENSIONS AND ROUGH
OPENINGS NOT PROVIDED.
PLEASE CONFIRM/PROVIDE.

ARCHITECT NOTE:
VERTICAL MEMBER LOCATIONS
ADJUSTED TO MATCH NEC
LOCATIONS. DISCREPANCIES WITH
THE ARCHITECTURALS MAY EXIST.

23 EMBED PLAN 23
E30 DRAWING SCALE
24x36: N.T.S.
11x17: N.T.S.

EMBED COUNTS
ANCHOR A - 20
ANCHOR B.2 - 1
ANCHOR B - 2
ANCHOR B.1 - 1
LEVEL 8

DIMENSION TERMS:
B.O.S. = BACK OF SYSTEM
CL = COLUMNLINE
F.O.S. = FRONT OF SLAB

REVISION	DATE
0	07.15.24
1	09.26.24
2	12.23.24
-	-
-	-

PROJECT NUMBER:
24-087

PROJECT NAME:
**HENRY FORD-MSU
RESEARCH**

SHEET DESCRIPTION:
EMBED PLANS

SHEET:
E30

NOTE:
ALL DIMENSIONS TO BE FIELD
VERIFIED PRIOR TO FABRICATION

GLAZING CONTRACTOR

999 STREET, ST
CITY, STATE 99999
PH: 999.999.9999



www.MPDRAFTING.com
P: 248.522.7096
F: 248.522.7030

ARCHITECT:

ZGF
ZIMMER GUNSUL FRANSCA ARCHITECTS LLP
925 FOURTH AVENUE SUITE 2400
SEATTLE, WASHINGTON 98104
PH: 206.623.9414

ARCHITECT NOTE:
ALL NOTES REQUESTING VERIFICATION,
CONFIRMATION, OR INFORMATION THAT ARE
NOT ANSWERED ARE ASSUMED TO BE
CORRECT AS SHOWN ON THESE DRAWINGS.

STAMPS/ SUBMITTALS:

REVISION	DATE
0	07.15.24
1	09.26.24
2	12.23.24
-	-
-	-

PROJECT NUMBER:
24-087

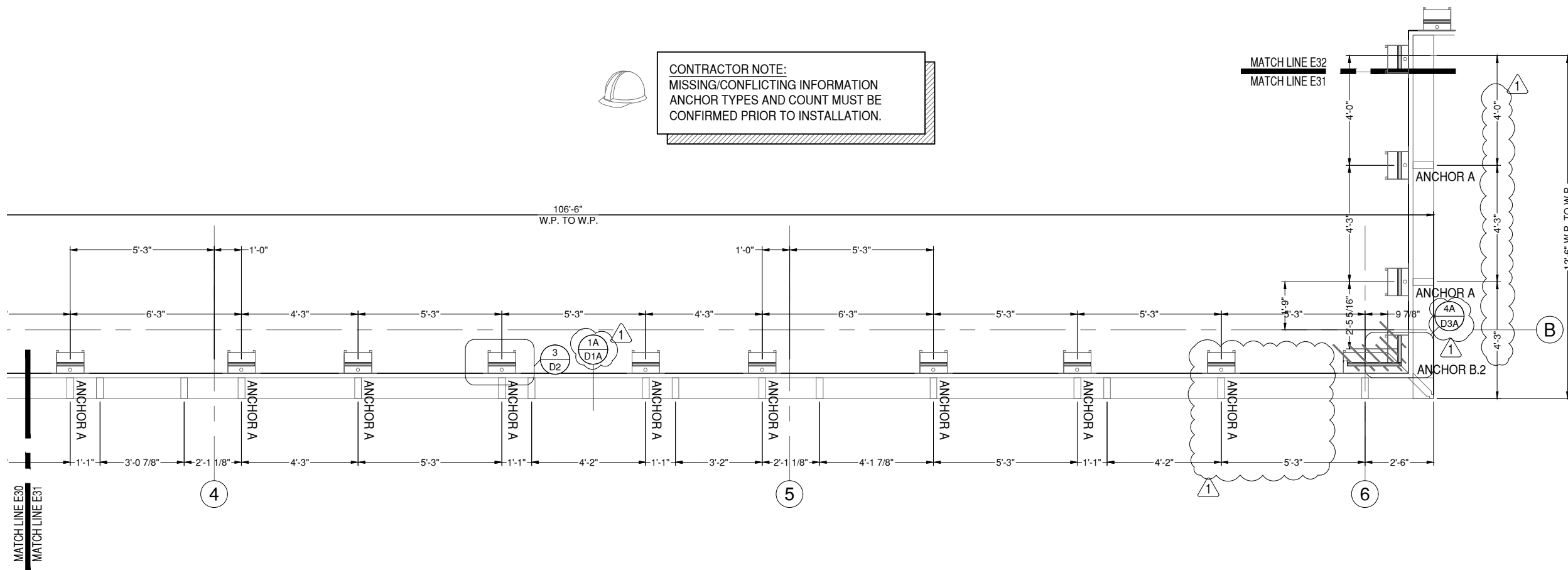
PROJECT NAME:
**HENRY FORD-MSU
RESEARCH**

SHEET DESCRIPTION:
EMBED PLANS

SHEET:
E31



CONTRACTOR NOTE:
MISSING/CONFLICTING INFORMATION
ANCHOR TYPES AND COUNT MUST BE
CONFIRMED PRIOR TO INSTALLATION.



23 EMBED PLAN 23 CONTINUED
E31 DRAWING SCALE
24x36: N.T.S.
11x17: N.T.S.

EMBED COUNTS N/A
LEVEL 8

ARCHITECT NOTE:
VERTICAL MEMBER
DIMENSIONS AND ROUGH
OPENINGS NOT PROVIDED.
PLEASE CONFIRM/PROVIDE.

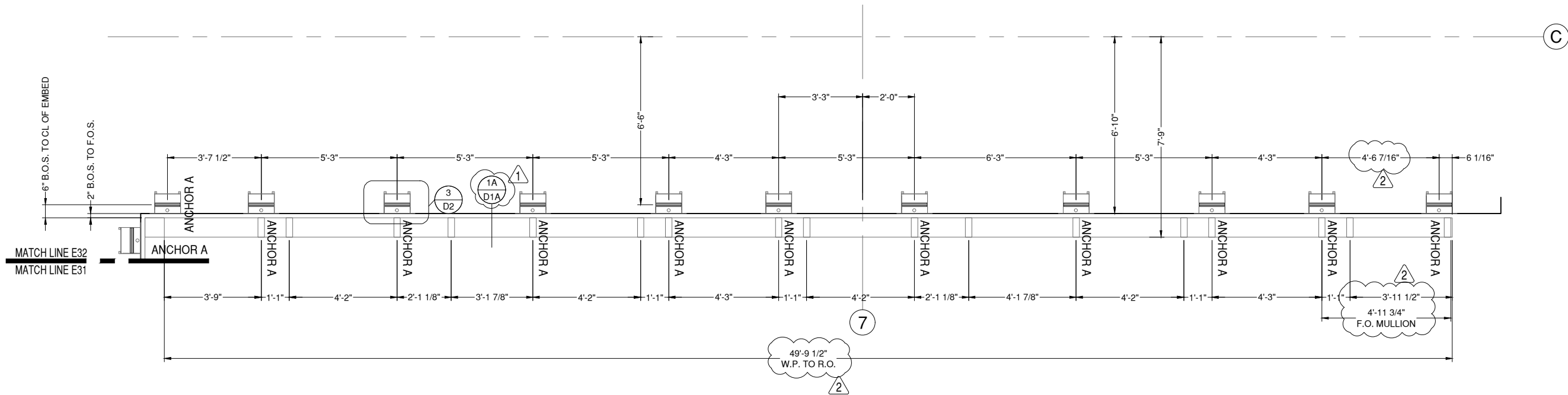
ARCHITECT NOTE:
VERTICAL MEMBER LOCATIONS
ADJUSTED TO MATCH NEC
LOCATIONS. DISCREPANCIES WITH
THE ARCHITECTURALS MAY EXIST.

DIMENSION TERMS:
B.O.S. = BACK OF SYSTEM
CL = COLUMNLINE
F.O.S. = FRONT OF SLAB

NOTE:
ALL DIMENSIONS TO BE FIELD
VERIFIED PRIOR TO FABRICATION



CONTRACTOR NOTE:
MISSING/CONFLICTING INFORMATION
ANCHOR TYPES AND COUNT MUST BE
CONFIRMED PRIOR TO INSTALLATION.



ARCHITECT NOTE:
VERTICAL MEMBER
DIMENSIONS AND ROUGH
OPENINGS NOT PROVIDED.
PLEASE CONFIRM/PROVIDE.

ARCHITECT NOTE:
VERTICAL MEMBER LOCATIONS
ADJUSTED TO MATCH NEC
LOCATIONS. DISCREPANCIES WITH
THE ARCHITECTURALS MAY EXIST.

24 EMBED PLAN 24
E32 DRAWING SCALE
24x36: N.T.S.
11x17: N.T.S.

EMBED COUNTS
ANCHOR A - 11
LEVEL 8

DIMENSION TERMS:
B.O.S. = BACK OF SYSTEM
CL = COLUMNLINE
F.O.S. = FRONT OF SLAB

GLAZING CONTRACTOR

999 STREET, ST
CITY, STATE 99999
PH: 999.999.9999



www.MPDRAFTING.com
P: 248.522.7096
F: 248.522.7030

ARCHITECT:
ZGF
ZIMMER GUNSUL FRANSCA ARCHITECTS LLP
925 FOURTH AVENUE SUITE 2400
SEATTLE, WASHINGTON 98104
PH: 206.623.9414

ARCHITECT NOTE:
ALL NOTES REQUESTING VERIFICATION,
CONFIRMATION, OR INFORMATION THAT ARE
NOT ANSWERED ARE ASSUMED TO BE
CORRECT AS SHOWN ON THESE DRAWINGS.

STAMPS/ SUBMITTALS:

REVISION	DATE
0	07.15.24
1	09.26.24
2	12.23.24
-	-
-	-


PROJECT NUMBER:
24-087

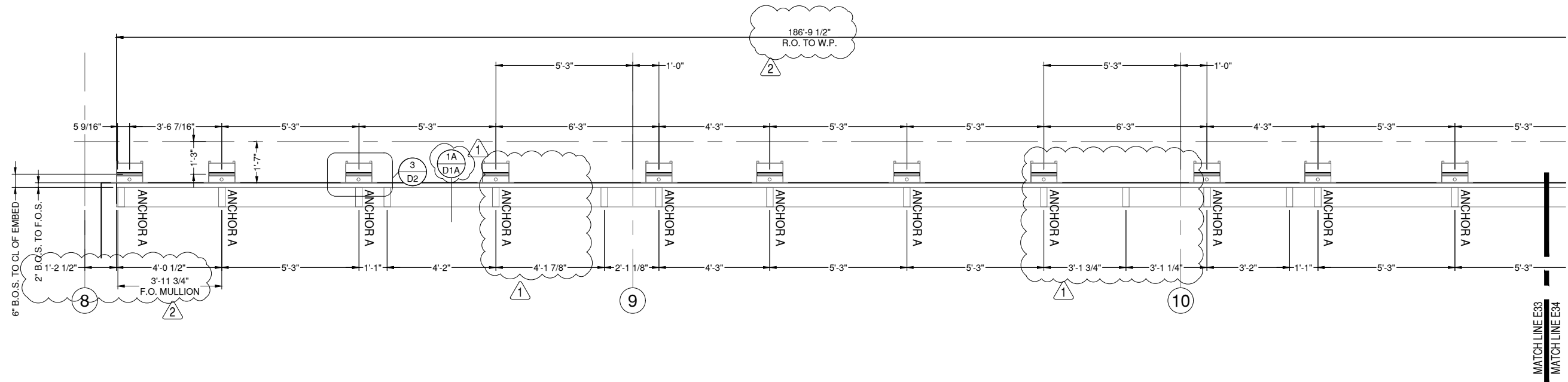
PROJECT NAME:
**HENRY FORD-MSU
RESEARCH**


SHEET DESCRIPTION:
EMBED PLANS


SHEET:
E32

NOTE:
ALL DIMENSIONS TO BE FIELD
VERIFIED PRIOR TO FABRICATION

 **CONTRACTOR NOTE:**
MISSING/CONFLICTING INFORMATION
ANCHOR TYPES AND COUNT MUST BE
CONFIRMED PRIOR TO INSTALLATION.



 **ARCHITECT NOTE:**
VERTICAL MEMBER
DIMENSIONS AND ROUGH
OPENINGS NOT PROVIDED.
PLEASE CONFIRM/PROVIDE.

 **ARCHITECT NOTE:**
VERTICAL MEMBER LOCATIONS
ADJUSTED TO MATCH NEC
LOCATIONS. DISCREPANCIES WITH
THE ARCHITECTURALS MAY EXIST.

25 EMBED PLAN 25
E33 DRAWING SCALE
24x36: N.T.S.
11x17: N.T.S.

EMBED COUNTS
ANCHOR A - 34
ANCHOR B - 2
LEVEL 8

DIMENSION TERMS:
B.O.S. = BACK OF SYSTEM
CL = COLUMNLINE
F.O.S. = FRONT OF SLAB

GLAZING CONTRACTOR

999 STREET, ST
CITY, STATE 99999
PH: 999.999.9999



www.MPDRAFTING.com
P: 248.522.7096
F: 248.522.7030

ARCHITECT:
ZGF
ZIMMER GUNSUL FRANSCA ARCHITECTS LLP
925 FOURTH AVENUE SUITE 2400
SEATTLE, WASHINGTON 98104
PH: 206.623.9414

ARCHITECT NOTE:
ALL NOTES REQUESTING VERIFICATION,
CONFIRMATION, OR INFORMATION THAT ARE
NOT ANSWERED ARE ASSUMED TO BE
CORRECT AS SHOWN ON THESE DRAWINGS.

**STAMPS/
SUBMITTALS:**

REVISION	DATE
0	07.15.24
1	09.26.24
2	12.23.24
-	-
-	-

PROJECT NUMBER:
24-087

PROJECT NAME:
**HENRY FORD-MSU
RESEARCH**

SHEET DESCRIPTION:
EMBED PLANS

SHEET:
E33

GLAZING CONTRACTOR

999 STREET, ST
CITY, STATE 99999
PH: 999.999.9999



www.MPDRAFTING.com

P: 248.522.7096
F: 248.522.7030

ARCHITECT:

ZGF
ZIMMER GUNSUL FRANSCA ARCHITECTS LLP

925 FOURTH AVENUE SUITE 2400
SEATTLE, WASHINGTON 98104
PH: 206.623.9414

ARCHITECT NOTE:
ALL NOTES REQUESTING VERIFICATION,
CONFIRMATION, OR INFORMATION THAT ARE
NOT ANSWERED ARE ASSUMED TO BE
CORRECT AS SHOWN ON THESE DRAWINGS.

STAMPS/ SUBMITTALS:

REVISION	DATE
0	07.15.24
1	09.26.24
2	12.23.24
-	-
-	-

PROJECT NUMBER:
24-087

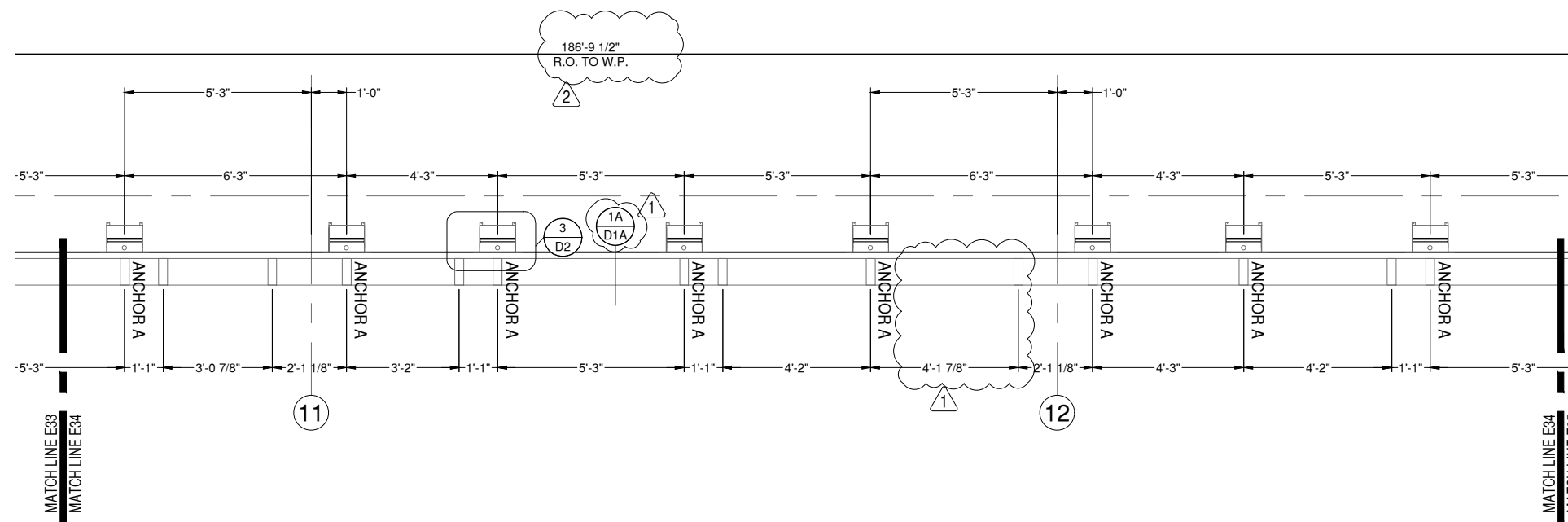
PROJECT NAME:
**HENRY FORD-MSU
RESEARCH**

SHEET DESCRIPTION:
EMBED PLANS

SHEET:
E34



CONTRACTOR NOTE:
MISSING/CONFLICTING INFORMATION
ANCHOR TYPES AND COUNT MUST BE
CONFIRMED PRIOR TO INSTALLATION.



25 EMBED PLAN 25 CONTINUED
E34 DRAWING SCALE
24x36: N.T.S.
11x17: N.T.S.

LEVEL 8

ARCHITECT NOTE:
VERTICAL MEMBER
DIMENSIONS AND ROUGH
OPENINGS NOT PROVIDED.
PLEASE CONFIRM/PROVIDE.

ARCHITECT NOTE:
VERTICAL MEMBER LOCATIONS
ADJUSTED TO MATCH NEC
LOCATIONS. DISCREPANCIES WITH
THE ARCHITECTURALS MAY EXIST.

DIMENSION TERMS:
B.O.S. = BACK OF SYSTEM
CL = COLUMNLINE
F.O.S. = FRONT OF SLAB

GLAZING CONTRACTOR

999 STREET, ST
CITY, STATE 99999
PH: 999.999.9999



www.MPDRAFTING.com
P: 248.522.7096
F: 248.522.7030

ARCHITECT:

ZGF
ZIMMER GUNSUL FRANSCA ARCHITECTS LLP
925 FOURTH AVENUE SUITE 2400
SEATTLE, WASHINGTON 98104
PH: 206.623.9414

ARCHITECT NOTE:
ALL NOTES REQUESTING VERIFICATION,
CONFIRMATION, OR INFORMATION THAT ARE
NOT ANSWERED ARE ASSUMED TO BE
CORRECT AS SHOWN ON THESE DRAWINGS.

STAMPS/ SUBMITTALS:

REVISION	DATE
0	07.15.24
1	09.26.24
2	12.23.24
-	-
-	-

PROJECT NUMBER:
24-087

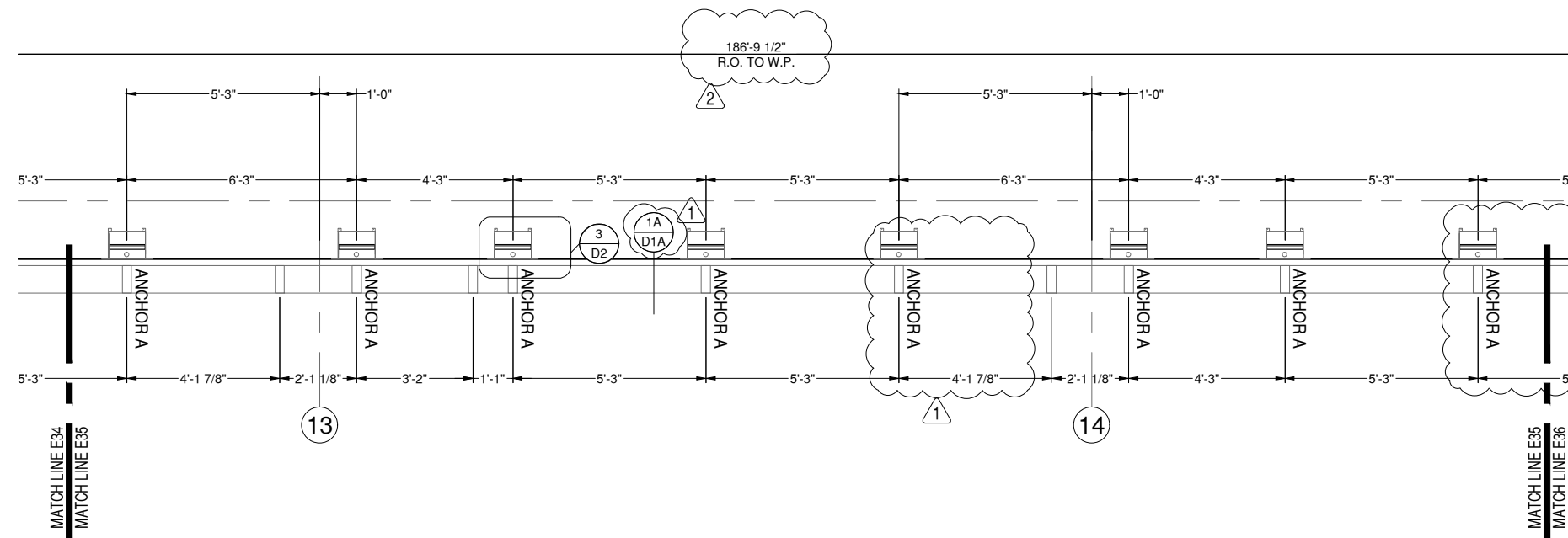
PROJECT NAME:
**HENRY FORD-MSU
RESEARCH**

SHEET DESCRIPTION:
EMBED PLANS

SHEET:
E35



CONTRACTOR NOTE:
MISSING/CONFLICTING INFORMATION
ANCHOR TYPES AND COUNT MUST BE
CONFIRMED PRIOR TO INSTALLATION.



25 EMBED PLAN 25 CONTINUED

E35

DRAWING SCALE
24x36: N.T.S.
11x17: N.T.S.

LEVEL 8

ARCHITECT NOTE:
VERTICAL MEMBER
DIMENSIONS AND ROUGH
OPENINGS NOT PROVIDED.
PLEASE CONFIRM/PROVIDE.

ARCHITECT NOTE:
VERTICAL MEMBER LOCATIONS
ADJUSTED TO MATCH NEC
LOCATIONS. DISCREPANCIES WITH
THE ARCHITECTURALS MAY EXIST.

DIMENSION TERMS:

B.O.S. = BACK OF SYSTEM
CL = COLUMNLINE
F.O.S. = FRONT OF SLAB

NOTE:
ALL DIMENSIONS TO BE FIELD
VERIFIED PRIOR TO FABRICATION

GLAZING CONTRACTOR

999 STREET, ST
CITY, STATE 99999
PH: 999.999.9999



www.MPDRAFTING.com
P: 248.522.7096
F: 248.522.7030

ARCHITECT:

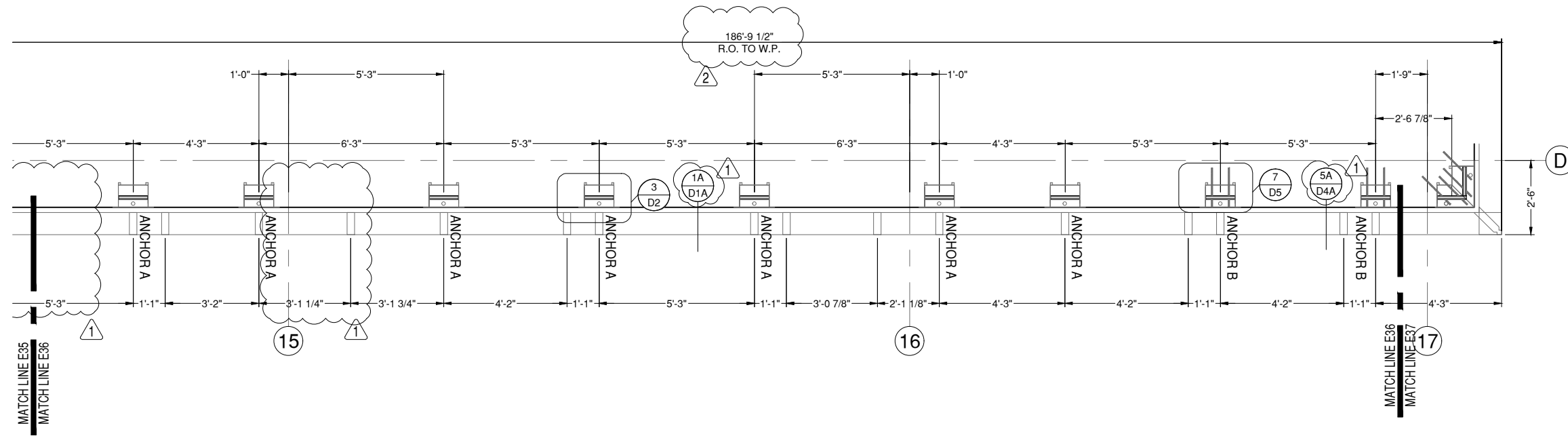
ZGF
ZIMMER GUNSUL FRANSCA ARCHITECTS LLP
925 FOURTH AVENUE SUITE 2400
SEATTLE, WASHINGTON 98104
PH: 206.623.9414

ARCHITECT NOTE:
ALL NOTES REQUESTING VERIFICATION,
CONFIRMATION, OR INFORMATION THAT ARE
NOT ANSWERED ARE ASSUMED TO BE
CORRECT AS SHOWN ON THESE DRAWINGS.

STAMPS/ SUBMITTALS:



CONTRACTOR NOTE:
MISSING/CONFLICTING INFORMATION
ANCHOR TYPES AND COUNT MUST BE
CONFIRMED PRIOR TO INSTALLATION.



25 EMBED PLAN 25 CONTINUED
E36 DRAWING SCALE
24x36: N.T.S.
11x17: N.T.S.

LEVEL 8

ARCHITECT NOTE:
VERTICAL MEMBER
DIMENSIONS AND ROUGH
OPENINGS NOT PROVIDED.
PLEASE CONFIRM/PROVIDE.

ARCHITECT NOTE:
VERTICAL MEMBER LOCATIONS
ADJUSTED TO MATCH NEC
LOCATIONS. DISCREPANCIES WITH
THE ARCHITECTURALS MAY EXIST.

DIMENSION TERMS:
B.O.S. = BACK OF SYSTEM
CL = COLUMNLINE
F.O.S. = FRONT OF SLAB

REVISION	DATE
0	07.15.24
1	09.26.24
2	12.23.24
-	-
-	-

PROJECT NUMBER:
24-087

PROJECT NAME:
HENRY FORD-MSU
RESEARCH

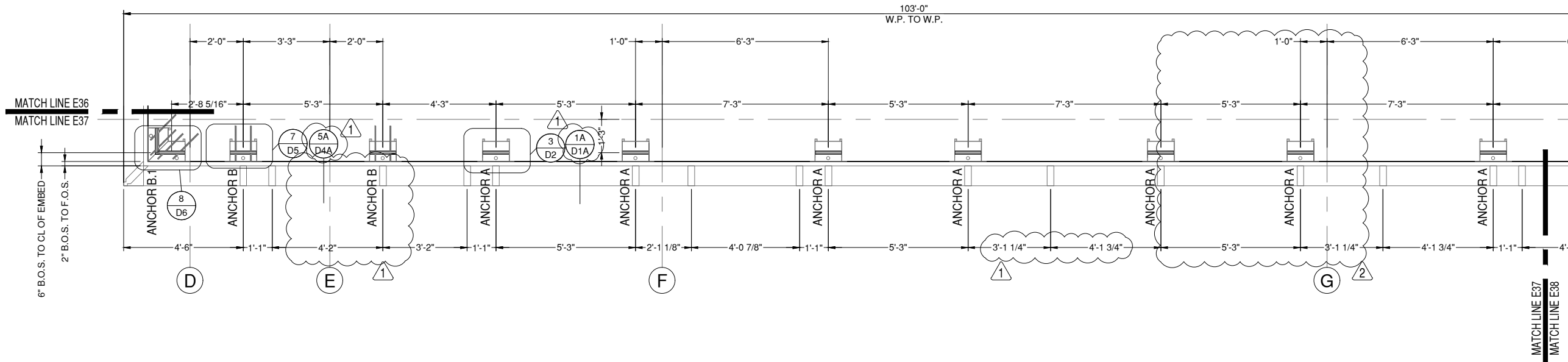
SHEET DESCRIPTION:
EMBED PLANS

SHEET:
E36

NOTE:
ALL DIMENSIONS TO BE FIELD
VERIFIED PRIOR TO FABRICATION



CONTRACTOR NOTE:
MISSING/CONFLICTING INFORMATION
ANCHOR TYPES AND COUNT MUST BE
CONFIRMED PRIOR TO INSTALLATION.



ARCHITECT NOTE:
VERTICAL MEMBER
DIMENSIONS AND ROUGH
OPENINGS NOT PROVIDED.
PLEASE CONFIRM/PROVIDE.

ARCHITECT NOTE:
VERTICAL MEMBER LOCATIONS
ADJUSTED TO MATCH NEC
LOCATIONS. DISCREPANCIES WITH
THE ARCHITECTURALS MAY EXIST.

26 EMBED PLAN 26
E37 DRAWING SCALE
24x36: N.T.S.
11x17: N.T.S.

EMBED COUNTS
ANCHOR A - 15
ANCHOR B - 4
ANCHOR B.1 - 2
LEVEL 8

DIMENSION TERMS:
B.O.S. = BACK OF SYSTEM
CL = COLUMNLINE
F.O.S. = FRONT OF SLAB

GLAZING CONTRACTOR

999 STREET, ST
CITY, STATE 99999
PH: 999.999.9999



www.MPDRAFTING.com
P: 248.522.7096
F: 248.522.7030

ARCHITECT:

ZGF
ZIMMER GUNSUL FRANSCA ARCHITECTS LLP
925 FOURTH AVENUE SUITE 2400
SEATTLE, WASHINGTON 98104
PH: 206.623.9414

ARCHITECT NOTE:
ALL NOTES REQUESTING VERIFICATION,
CONFIRMATION, OR INFORMATION THAT ARE
NOT ANSWERED ARE ASSUMED TO BE
CORRECT AS SHOWN ON THESE DRAWINGS.

STAMPS/ SUBMITTALS:

REVISION	DATE
0	07.15.24
1	09.26.24
2	12.23.24
-	-
-	-

PROJECT NUMBER:
24-087

PROJECT NAME:
**HENRY FORD-MSU
RESEARCH**

SHEET DESCRIPTION:
EMBED PLANS

SHEET:
E37

NOTE:
ALL DIMENSIONS TO BE FIELD
VERIFIED PRIOR TO FABRICATION

GLAZING CONTRACTOR

999 STREET, ST
CITY, STATE 99999
PH: 999.999.9999



www.MPDRAFTING.com
P: 248.522.7096
F: 248.522.7030

ARCHITECT:

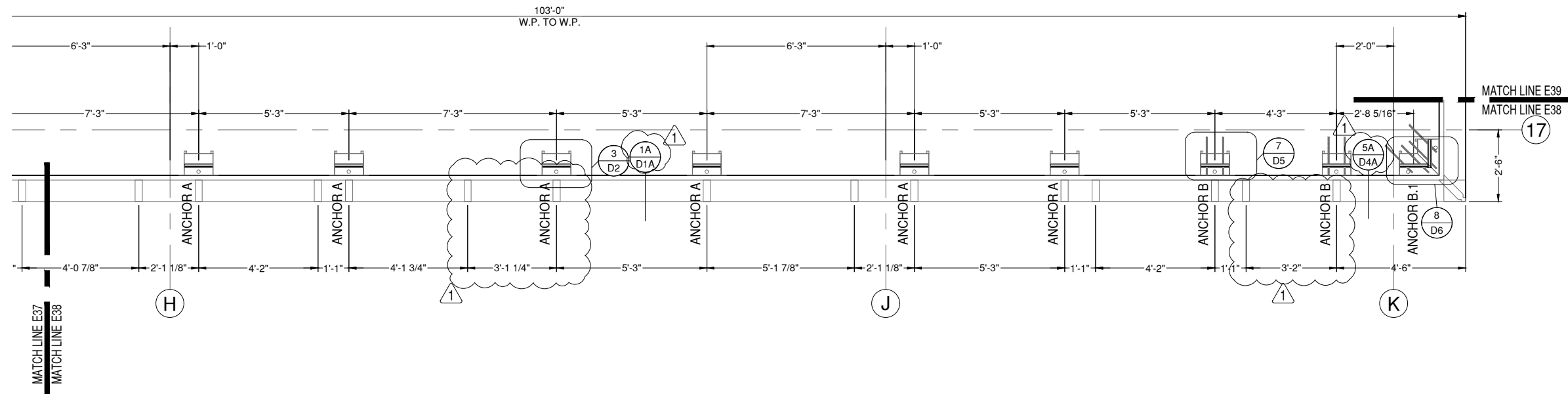
ZGF
ZIMMER GUNSUL FRANSCA ARCHITECTS LLP
925 FOURTH AVENUE SUITE 2400
SEATTLE, WASHINGTON 98104
PH: 206.623.9414

ARCHITECT NOTE:
ALL NOTES REQUESTING VERIFICATION,
CONFIRMATION, OR INFORMATION THAT ARE
NOT ANSWERED ARE ASSUMED TO BE
CORRECT AS SHOWN ON THESE DRAWINGS.

STAMPS/ SUBMITTALS:



CONTRACTOR NOTE:
MISSING/CONFLICTING INFORMATION
ANCHOR TYPES AND COUNT MUST BE
CONFIRMED PRIOR TO INSTALLATION.



26 EMBED PLAN 26 CONTINUED

E38 DRAWING SCALE
24x36: N.T.S.
11x17: N.T.S.

LEVEL 8

ARCHITECT NOTE:
VERTICAL MEMBER
DIMENSIONS AND ROUGH
OPENINGS NOT PROVIDED.
PLEASE CONFIRM/PROVIDE.

ARCHITECT NOTE:
VERTICAL MEMBER LOCATIONS
ADJUSTED TO MATCH NEC
LOCATIONS. DISCREPANCIES WITH
THE ARCHITECTURALS MAY EXIST.

DIMENSION TERMS:
B.O.S. = BACK OF SYSTEM
CL = COLUMNLINE
F.O.S. = FRONT OF SLAB

REVISION	DATE
0	07.15.24
1	09.26.24
2	12.23.24
-	-
-	-

PROJECT NUMBER:
24-087

PROJECT NAME:
**HENRY FORD-MSU
RESEARCH**

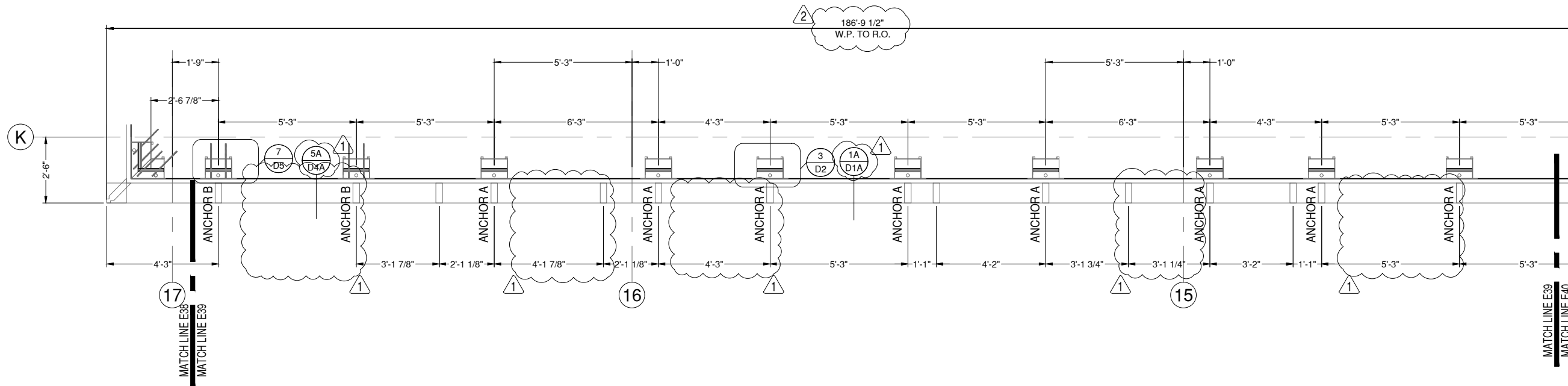
SHEET DESCRIPTION:
EMBED PLANS

SHEET:
E38

NOTE:
ALL DIMENSIONS TO BE FIELD
VERIFIED PRIOR TO FABRICATION



CONTRACTOR NOTE:
MISSING/CONFLICTING INFORMATION
ANCHOR TYPES AND COUNT MUST BE
CONFIRMED PRIOR TO INSTALLATION.



ARCHITECT NOTE:
VERTICAL MEMBER
DIMENSIONS AND ROUGH
OPENINGS NOT PROVIDED.
PLEASE CONFIRM/PROVIDE.

ARCHITECT NOTE:
VERTICAL MEMBER LOCATIONS
ADJUSTED TO MATCH NEC
LOCATIONS. DISCREPANCIES WITH
THE ARCHITECTURALS MAY EXIST.

27 EMBED PLAN 27
E39 DRAWING SCALE
24x36: N.T.S.
11x17: N.T.S.

EMBED COUNTS
ANCHOR A - 34
ANCHOR B - 2
LEVEL 8

DIMENSION TERMS:
B.O.S. = BACK OF SYSTEM
CL = COLUMNLINE
F.O.S. = FRONT OF SLAB

GLAZING CONTRACTOR

999 STREET, ST
CITY, STATE 99999
PH: 999.999.9999



www.MPDRAFTING.com
P: 248.522.7096
F: 248.522.7030

ARCHITECT:

ZGF
ZIMMER GUNSUL FRANSCA ARCHITECTS LLP
925 FOURTH AVENUE SUITE 2400
SEATTLE, WASHINGTON 98104
PH: 206.623.9414

ARCHITECT NOTE:
ALL NOTES REQUESTING VERIFICATION,
CONFIRMATION, OR INFORMATION THAT ARE
NOT ANSWERED ARE ASSUMED TO BE
CORRECT AS SHOWN ON THESE DRAWINGS.

STAMPS/ SUBMITTALS:

REVISION	DATE
0	07.15.24
1	09.26.24
2	12.23.24
-	-
-	-

PROJECT NUMBER:
24-087

PROJECT NAME:
**HENRY FORD-MSU
RESEARCH**

SHEET DESCRIPTION:
EMBED PLANS

SHEET:
E39

GLAZING CONTRACTOR

999 STREET, ST
CITY, STATE 99999
PH: 999.999.9999



www.MPDRAFTING.com
P: 248.522.7096
F: 248.522.7030

ARCHITECT:
ZGF
ZIMMER GUNSUL FRANSCA ARCHITECTS LLP
925 FOURTH AVENUE SUITE 2400
SEATTLE, WASHINGTON 98104
PH: 206.623.9414

ARCHITECT NOTE:
ALL NOTES REQUESTING VERIFICATION,
CONFIRMATION, OR INFORMATION THAT ARE
NOT ANSWERED ARE ASSUMED TO BE
CORRECT AS SHOWN ON THESE DRAWINGS.

STAMPS/ SUBMITTALS:

REVISION	DATE
0	07.15.24
1	09.26.24
2	12.23.24
-	-
-	-

PROJECT NUMBER:
24-087

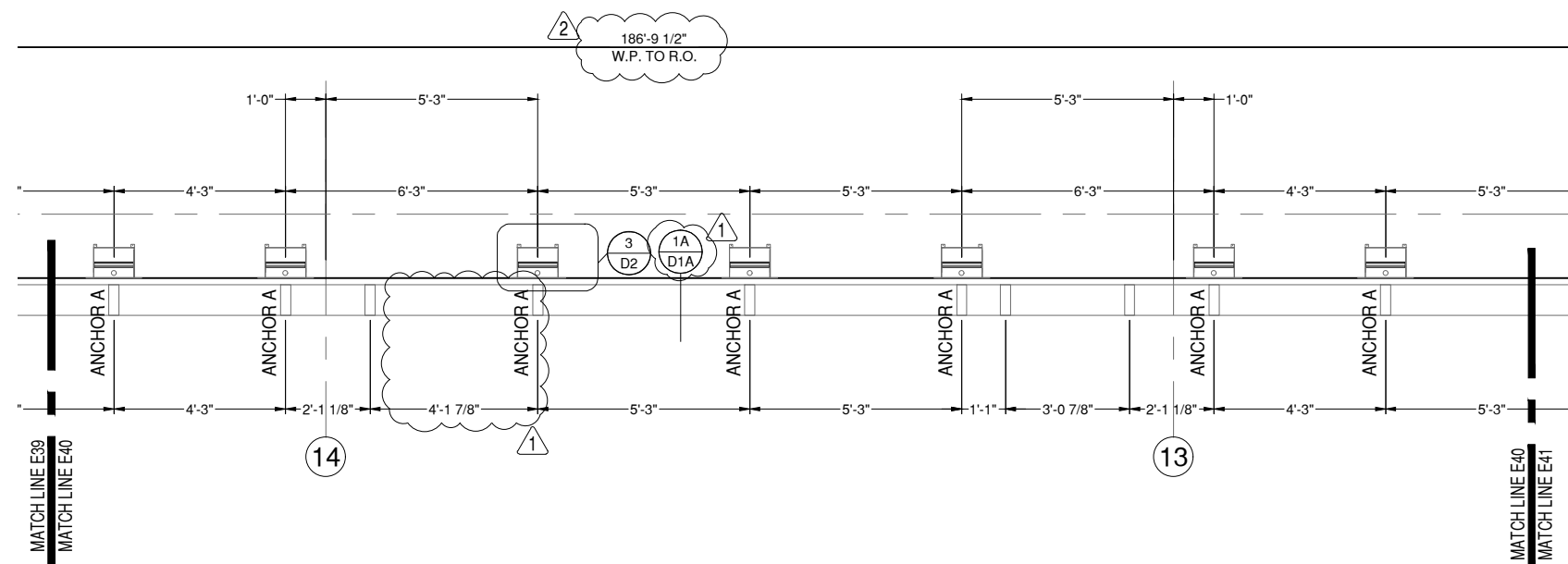
PROJECT NAME:
**HENRY FORD-MSU
RESEARCH**

SHEET DESCRIPTION:
EMBED PLANS

SHEET:
E40



CONTRACTOR NOTE:
MISSING/CONFLICTING INFORMATION
ANCHOR TYPES AND COUNT MUST BE
CONFIRMED PRIOR TO INSTALLATION.



27 EMBED PLAN 27 CONTINUED **LEVEL 8**
E40 DRAWING SCALE
24x36: N.T.S.
11x17: N.T.S.

ARCHITECT NOTE:
VERTICAL MEMBER
DIMENSIONS AND ROUGH
OPENINGS NOT PROVIDED.
PLEASE CONFIRM/PROVIDE.

ARCHITECT NOTE:
VERTICAL MEMBER LOCATIONS
ADJUSTED TO MATCH NEC
LOCATIONS. DISCREPANCIES WITH
THE ARCHITECTURALS MAY EXIST.

DIMENSION TERMS:
B.O.S. = BACK OF SYSTEM
CL = COLUMNLINE
F.O.S. = FRONT OF SLAB

GLAZING CONTRACTOR

999 STREET, ST
CITY, STATE 99999
PH: 999.999.9999



www.MPDRAFTING.com
P: 248.522.7096
F: 248.522.7030

ARCHITECT:

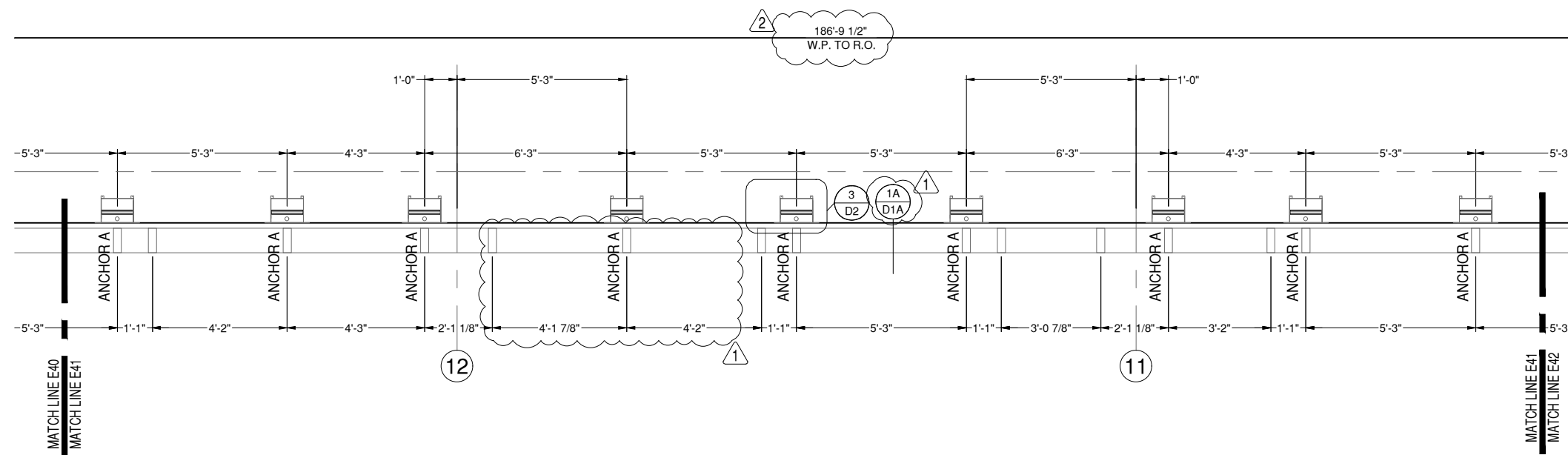
ZGF
ZIMMER GUNSUL FRANSCA ARCHITECTS LLP
925 FOURTH AVENUE SUITE 2400
SEATTLE, WASHINGTON 98104
PH: 206.623.9414

ARCHITECT NOTE:
ALL NOTES REQUESTING VERIFICATION,
CONFIRMATION, OR INFORMATION THAT ARE
NOT ANSWERED ARE ASSUMED TO BE
CORRECT AS SHOWN ON THESE DRAWINGS.

STAMPS/ SUBMITTALS:



CONTRACTOR NOTE:
MISSING/CONFLICTING INFORMATION
ANCHOR TYPES AND COUNT MUST BE
CONFIRMED PRIOR TO INSTALLATION.



27 EMBED PLAN 27 CONTINUED

E41

DRAWING SCALE
24x36: N.T.S.
11x17: N.T.S.

LEVEL 8

ARCHITECT NOTE:
VERTICAL MEMBER
DIMENSIONS AND ROUGH
OPENINGS NOT PROVIDED.
PLEASE CONFIRM/PROVIDE.

ARCHITECT NOTE:
VERTICAL MEMBER LOCATIONS
ADJUSTED TO MATCH NEC
LOCATIONS. DISCREPANCIES WITH
THE ARCHITECTURALS MAY EXIST.

DIMENSION TERMS:
B.O.S. = BACK OF SYSTEM
CL = COLUMNLINE
F.O.S. = FRONT OF SLAB

REVISION	DATE
0	07.15.24
1	09.26.24
2	12.23.24
-	-
-	-

PROJECT NUMBER:
24-087

PROJECT NAME:
**HENRY FORD-MSU
RESEARCH**

SHEET DESCRIPTION:
EMBED PLANS

SHEET:
E41

NOTE:
ALL DIMENSIONS TO BE FIELD
VERIFIED PRIOR TO FABRICATION

GLAZING CONTRACTOR

999 STREET, ST
CITY, STATE 99999
PH: 999.999.9999



www.MPDRAFTING.com
P: 248.522.7096
F: 248.522.7030

ARCHITECT:

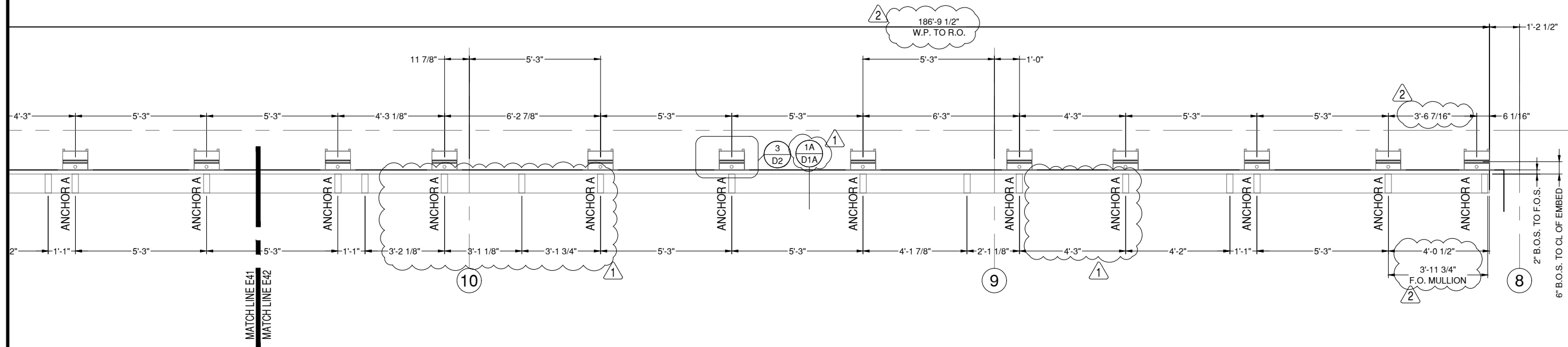
ZGF
ZIMMER GUNSUL FRANSCA ARCHITECTS LLP
925 FOURTH AVENUE SUITE 2400
SEATTLE, WASHINGTON 98104
PH: 206.623.9414

ARCHITECT NOTE:
ALL NOTES REQUESTING VERIFICATION,
CONFIRMATION, OR INFORMATION THAT ARE
NOT ANSWERED ARE ASSUMED TO BE
CORRECT AS SHOWN ON THESE DRAWINGS.

STAMPS/ SUBMITTALS:



CONTRACTOR NOTE:
MISSING/CONFLICTING INFORMATION
ANCHOR TYPES AND COUNT MUST BE
CONFIRMED PRIOR TO INSTALLATION.



27 EMBED PLAN 27 CONTINUED
E42 DRAWING SCALE
24x36: N.T.S.
11x17: N.T.S.

LEVEL 8

ARCHITECT NOTE:
VERTICAL MEMBER
DIMENSIONS AND ROUGH
OPENINGS NOT PROVIDED.
PLEASE CONFIRM/PROVIDE.

ARCHITECT NOTE:
VERTICAL MEMBER LOCATIONS
ADJUSTED TO MATCH NEC
LOCATIONS. DISCREPANCIES WITH
THE ARCHITECTURALS MAY EXIST.

DIMENSION TERMS:
B.O.S. = BACK OF SYSTEM
CL = COLUMNLINE
F.O.S. = FRONT OF SLAB

REVISION	DATE
0	07.15.24
1	09.26.24
2	12.23.24
-	-
-	-

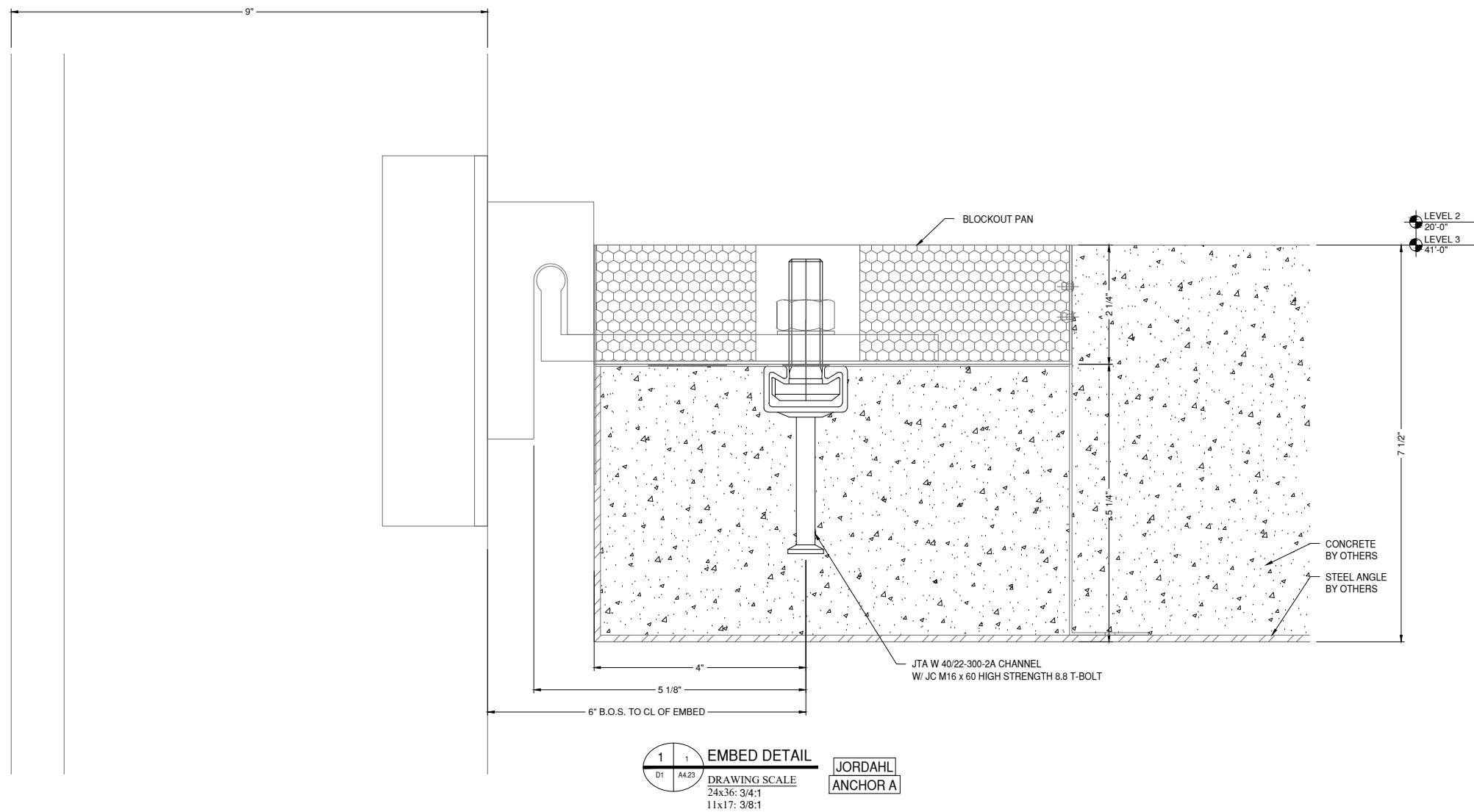
PROJECT NUMBER:
24-087

PROJECT NAME:
**HENRY FORD-MSU
RESEARCH**

SHEET DESCRIPTION:
EMBED PLANS

SHEET:
E42

NOTE:
ALL DIMENSIONS TO BE FIELD
VERIFIED PRIOR TO FABRICATION



GLAZING CONTRACTOR

999 STREET, ST
CITY, STATE 99999
PH: 999.999.9999



www.MPDRAFTING.com
P: 248.522.7096
F: 248.522.7030

ARCHITECT:

ZGF
ZIMMER GUNSUL FRANSCA ARCHITECTS LLP
925 FOURTH AVENUE SUITE 2400
SEATTLE, WASHINGTON 98104
PH: 206.623.9414

ARCHITECT NOTE:
ALL NOTES REQUESTING VERIFICATION,
CONFIRMATION, OR INFORMATION THAT ARE
NOT ANSWERED ARE ASSUMED TO BE
CORRECT AS SHOWN ON THESE DRAWINGS.

STAMPS/ SUBMITTALS:

REVISION	DATE
0	07.15.24
1	09.26.24
2	12.23.24
-	-
-	-

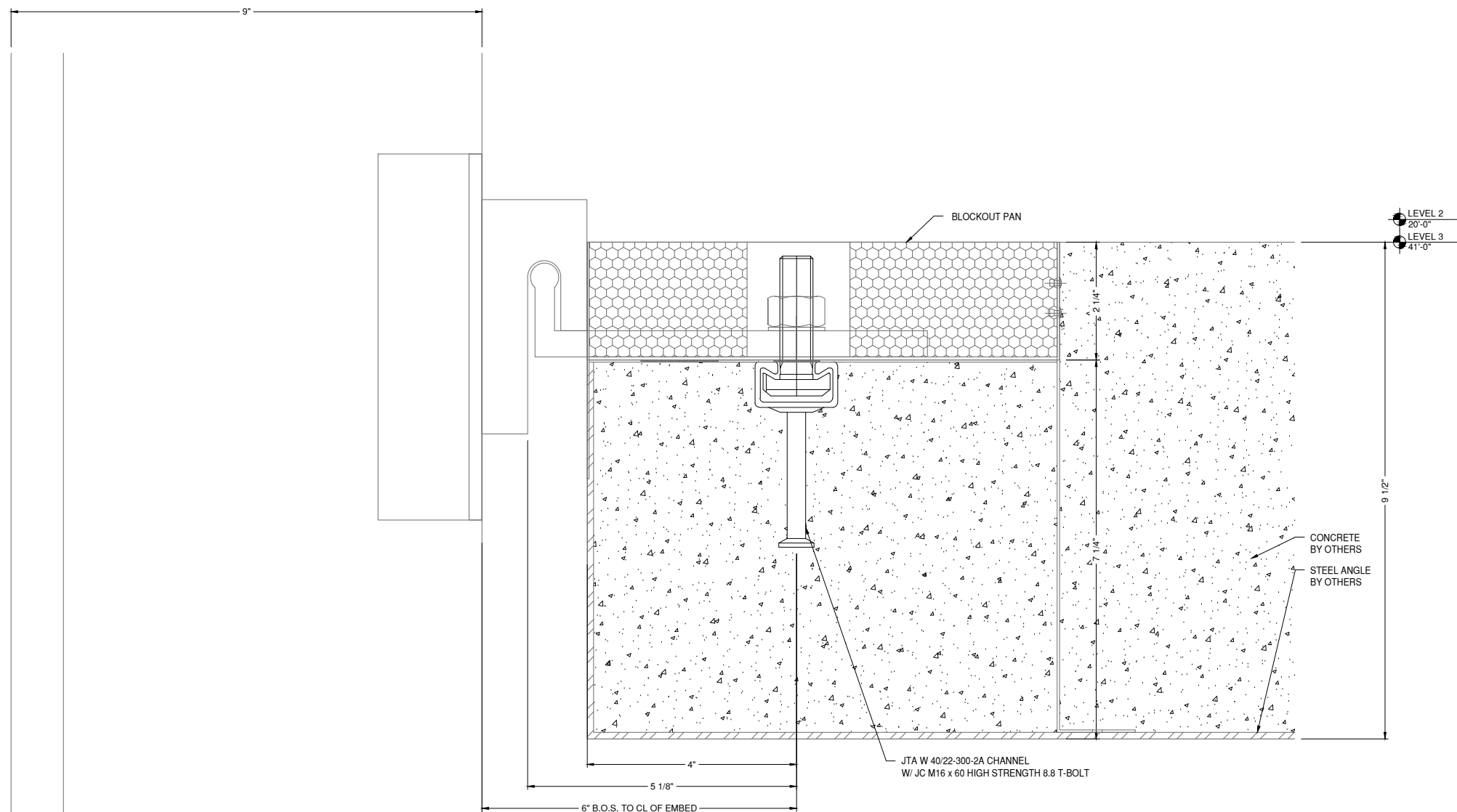
PROJECT NUMBER:
24-087

PROJECT NAME:
**HENRY FORD-MSU
RESEARCH**

SHEET DESCRIPTION:
DETAILS

SHEET:
D1

NOTE:
ALL DIMENSIONS TO BE FIELD
VERIFIED PRIOR TO FABRICATION



1A	1	EMBED DETAIL	JORDAHL ANCHOR A
D1A	A4.23		
DRAWING SCALE			
24x36: 3/4:1			
11x17: 3/8:1			

GLAZING CONTRACTOR

999 STREET, ST
CITY, STATE 99999
PH: 999.999.9999



www.MPDRAFTING.com

P: 248.522.7096
F: 248.522.7030

ARCHITECT:

ZGF
ZIMMER GUNSUL FRANSCA ARCHITECTS LLP

925 FOURTH AVENUE SUITE 2400
SEATTLE, WASHINGTON 98104
PH: 206.623.9414

ARCHITECT NOTE:
ALL NOTES REQUESTING VERIFICATION,
CONFIRMATION, OR INFORMATION THAT ARE
NOT ANSWERED ARE ASSUMED TO BE
CORRECT AS SHOWN ON THESE DRAWINGS.

STAMPS/ SUBMITTALS:

REVISION	DATE
0	07.15.24
1	09.26.24
2	12.23.24
-	-
-	-

PROJECT NUMBER:

24-087

PROJECT NAME:

HENRY FORD-MSU
RESEARCH

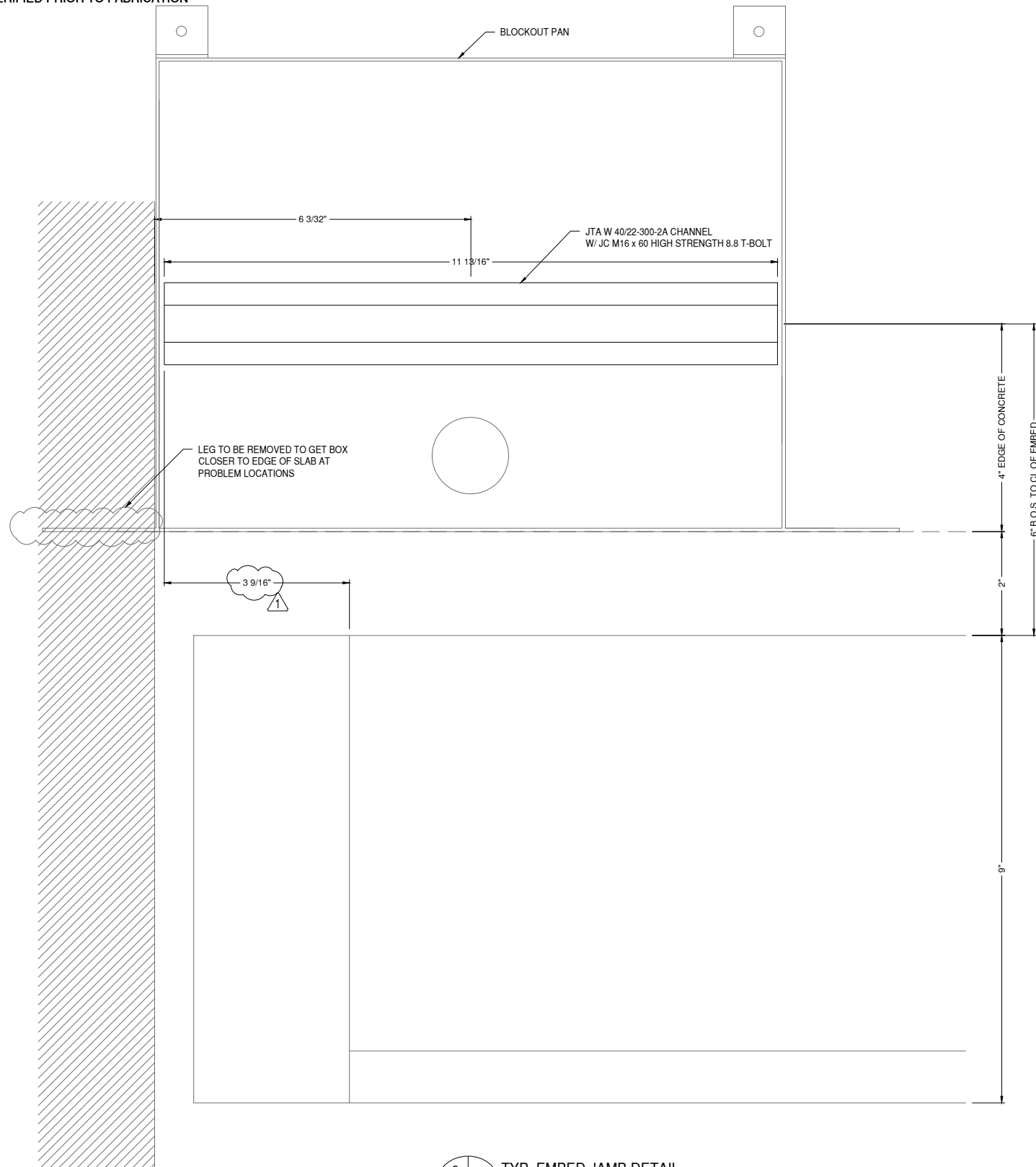
SHEET DESCRIPTION:

DETAILS

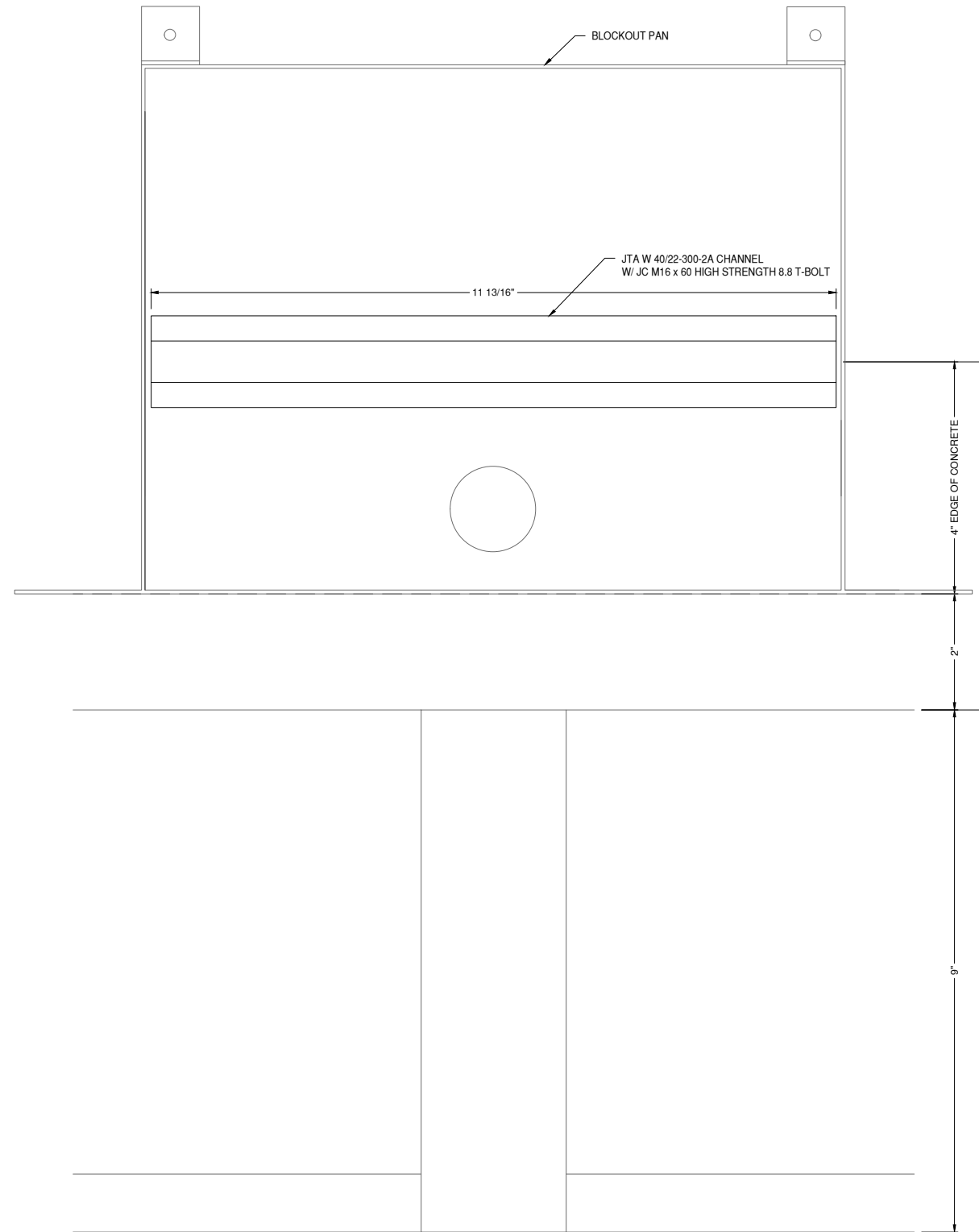
SHEET:

D1A

NOTE:
ALL DIMENSIONS TO BE FIELD
VERIFIED PRIOR TO FABRICATION



2
D2
TYP. EMBED JAMB DETAIL
DRAWING SCALE
24x36: 3/4:1
11x17: 3/8:1
JORDAHL
ANCHOR A



3
D2
TYP. EMBED VERT DETAIL
DRAWING SCALE
24x36: 3/4:1
11x17: 3/8:1
JORDAHL
ANCHOR A

GLAZING CONTRACTOR

999 STREET, ST
CITY, STATE 99999
PH: 999.999.9999



www.MPDRAFTING.com
P: 248.522.7096
F: 248.522.7030

ARCHITECT:

ZGF
ZIMMER GUNSUL FRANSCA ARCHITECTS LLP
925 FOURTH AVENUE SUITE 2400
SEATTLE, WASHINGTON 98104
PH: 206.623.9414

ARCHITECT NOTE:
ALL NOTES REQUESTING VERIFICATION,
CONFIRMATION, OR INFORMATION THAT ARE
NOT ANSWERED ARE ASSUMED TO BE
CORRECT AS SHOWN ON THESE DRAWINGS.

STAMPS/ SUBMITTALS:

REVISION	DATE
0	07.15.24
1	09.26.24
2	12.23.24
-	-
-	-

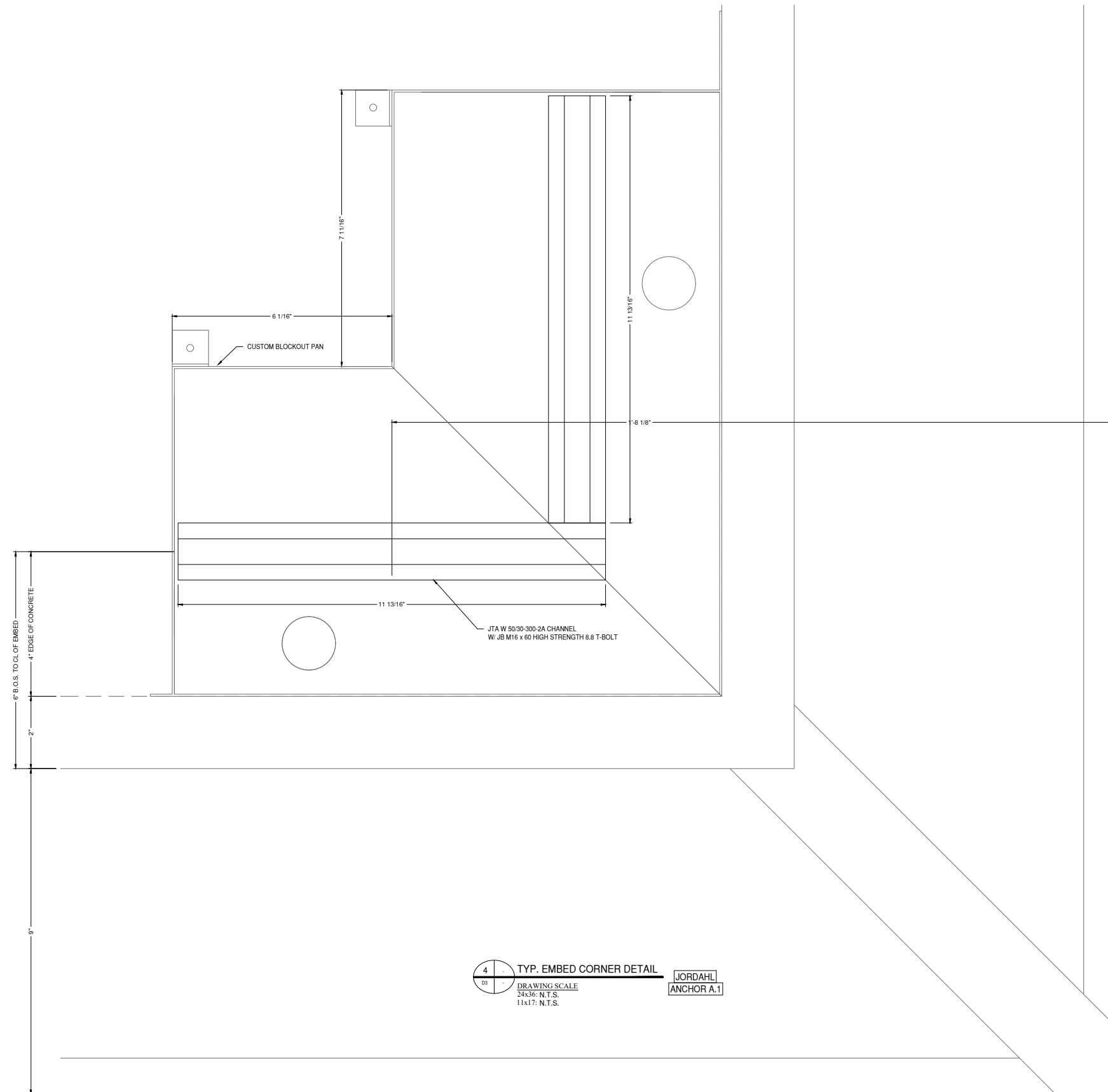
PROJECT NUMBER:
24-087

PROJECT NAME:
HENRY FORD-MSU
RESEARCH

SHEET DESCRIPTION:
DETAILS

SHEET:
D2

NOTE:
ALL DIMENSIONS TO BE FIELD
VERIFIED PRIOR TO FABRICATION



4
TYP. EMBED CORNER DETAIL
DRAWING SCALE
24x36: N.T.S.
11x17: N.T.S.
JORDAHL
ANCHOR A.1

GLAZING CONTRACTOR

999 STREET, ST
CITY, STATE 99999
PH: 999.999.9999



www.MPDRAFTING.com
P: 248.522.7096
F: 248.522.7030

ARCHITECT:

ZGF
ZIMMER GUNSUL FRANSCA ARCHITECTS LLP
925 FOURTH AVENUE SUITE 2400
SEATTLE, WASHINGTON 98104
PH: 206.623.9414

ARCHITECT NOTE:
ALL NOTES REQUESTING VERIFICATION,
CONFIRMATION, OR INFORMATION THAT ARE
NOT ANSWERED ARE ASSUMED TO BE
CORRECT AS SHOWN ON THESE DRAWINGS.

STAMPS/ SUBMITTALS:

REVISION	DATE
0	07.15.24
1	09.26.24
2	12.23.24
-	-
-	-

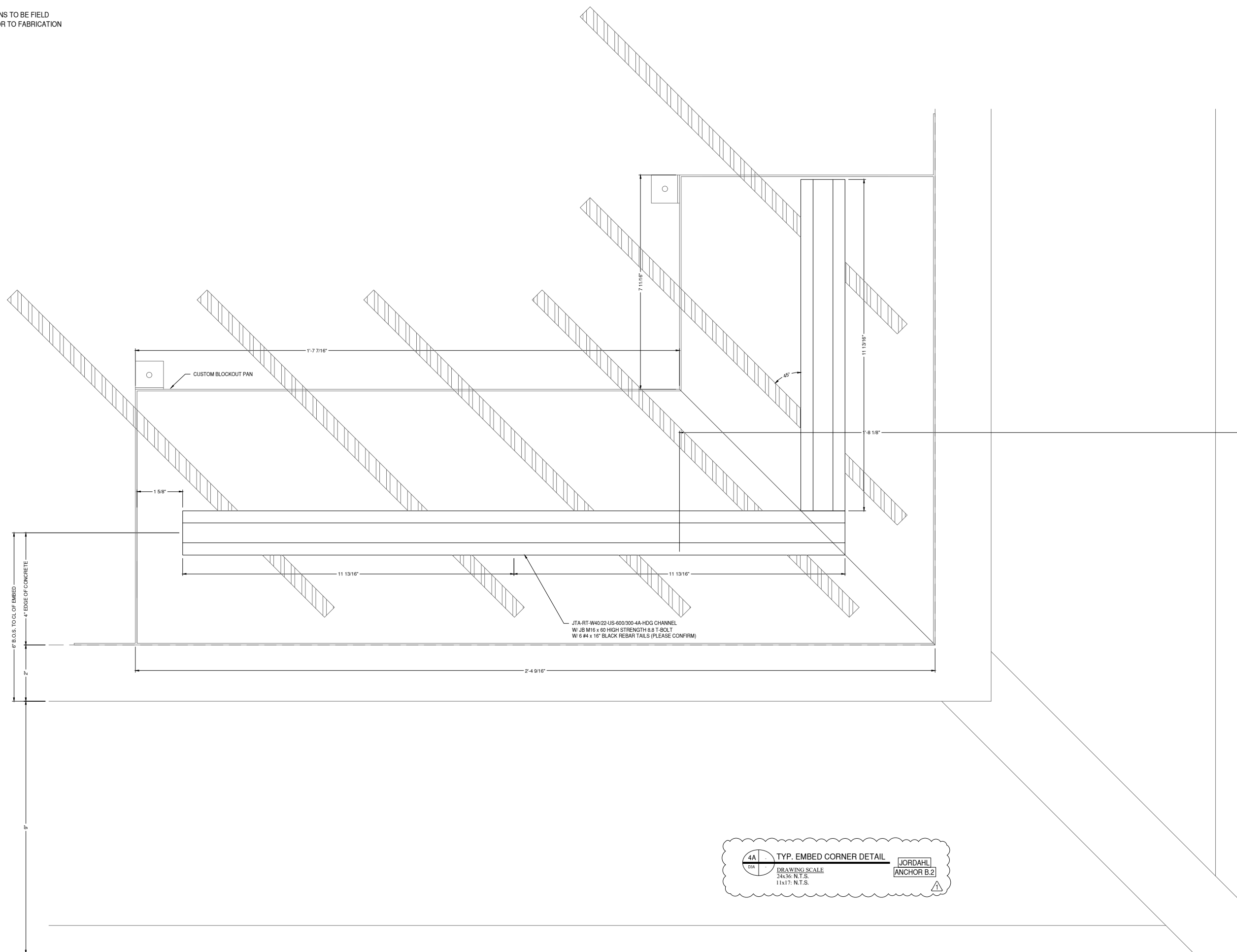
PROJECT NUMBER:
24-087

PROJECT NAME:
**HENRY FORD-MSU
RESEARCH**

SHEET DESCRIPTION:
DETAILS

SHEET:
D3

NOTE:
ALL DIMENSIONS TO BE FIELD
VERIFIED PRIOR TO FABRICATION



4A TYP. EMBED CORNER DETAIL JORDAHL ANCHOR B.2
 DRAWING SCALE 24x36: N.T.S. 11x17: N.T.S.

GLAZING CONTRACTOR

999 STREET, ST
CITY, STATE 99999
PH: 999.999.9999



www.MPDRAFTING.com

P: 248.522.7096
F: 248.522.7030

ARCHITECT:

ZGF
ZIMMER GUNSUL FRANSCA ARCHITECTS LLP

925 FOURTH AVENUE SUITE 2400
SEATTLE, WASHINGTON 98104
PH: 206.623.9414

ARCHITECT NOTE:
ALL NOTES REQUESTING VERIFICATION,
CONFIRMATION, OR INFORMATION THAT ARE
NOT ANSWERED ARE ASSUMED TO BE
CORRECT AS SHOWN ON THESE DRAWINGS.

STAMPS/ SUBMITTALS:

REVISION	DATE
0	07.15.24
1	09.26.24
2	12.23.24
-	-
-	-

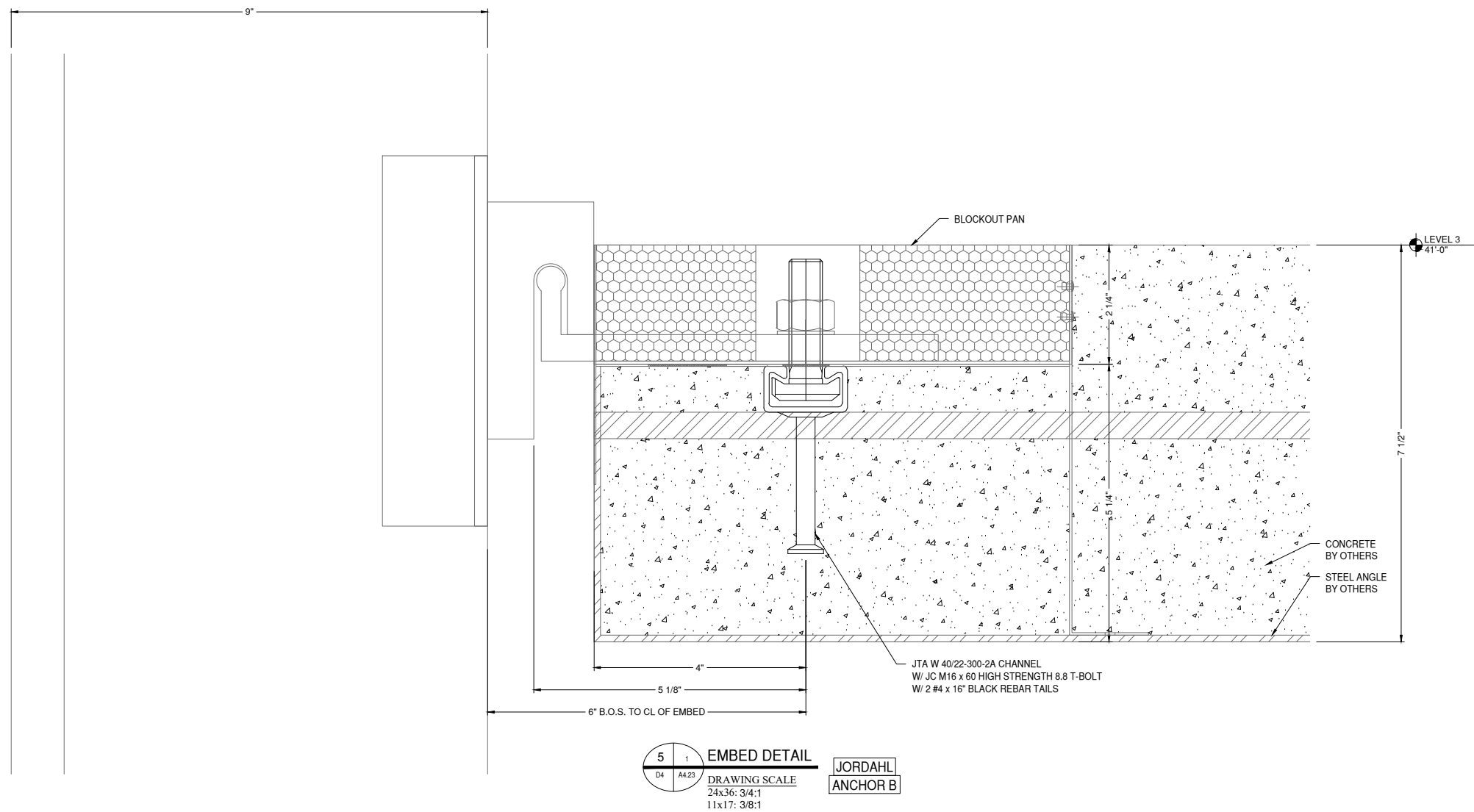
PROJECT NUMBER:
24-087

PROJECT NAME:
**HENRY FORD-MSU
RESEARCH**

SHEET DESCRIPTION:
DETAILS

SHEET:
D3A

NOTE:
ALL DIMENSIONS TO BE FIELD
VERIFIED PRIOR TO FABRICATION



GLAZING CONTRACTOR

999 STREET, ST
CITY, STATE 99999
PH: 999.999.9999



www.MPDRAFTING.com
P: 248.522.7096
F: 248.522.7030

ARCHITECT:

ZGF
ZIMMER GUNSUL FRANSCA ARCHITECTS LLP
925 FOURTH AVENUE SUITE 2400
SEATTLE, WASHINGTON 98104
PH: 206.623.9414

ARCHITECT NOTE:
ALL NOTES REQUESTING VERIFICATION,
CONFIRMATION, OR INFORMATION THAT ARE
NOT ANSWERED ARE ASSUMED TO BE
CORRECT AS SHOWN ON THESE DRAWINGS.

STAMPS/ SUBMITTALS:

REVISION	DATE
0	07.15.24
1	09.26.24
2	12.23.24
-	-
-	-

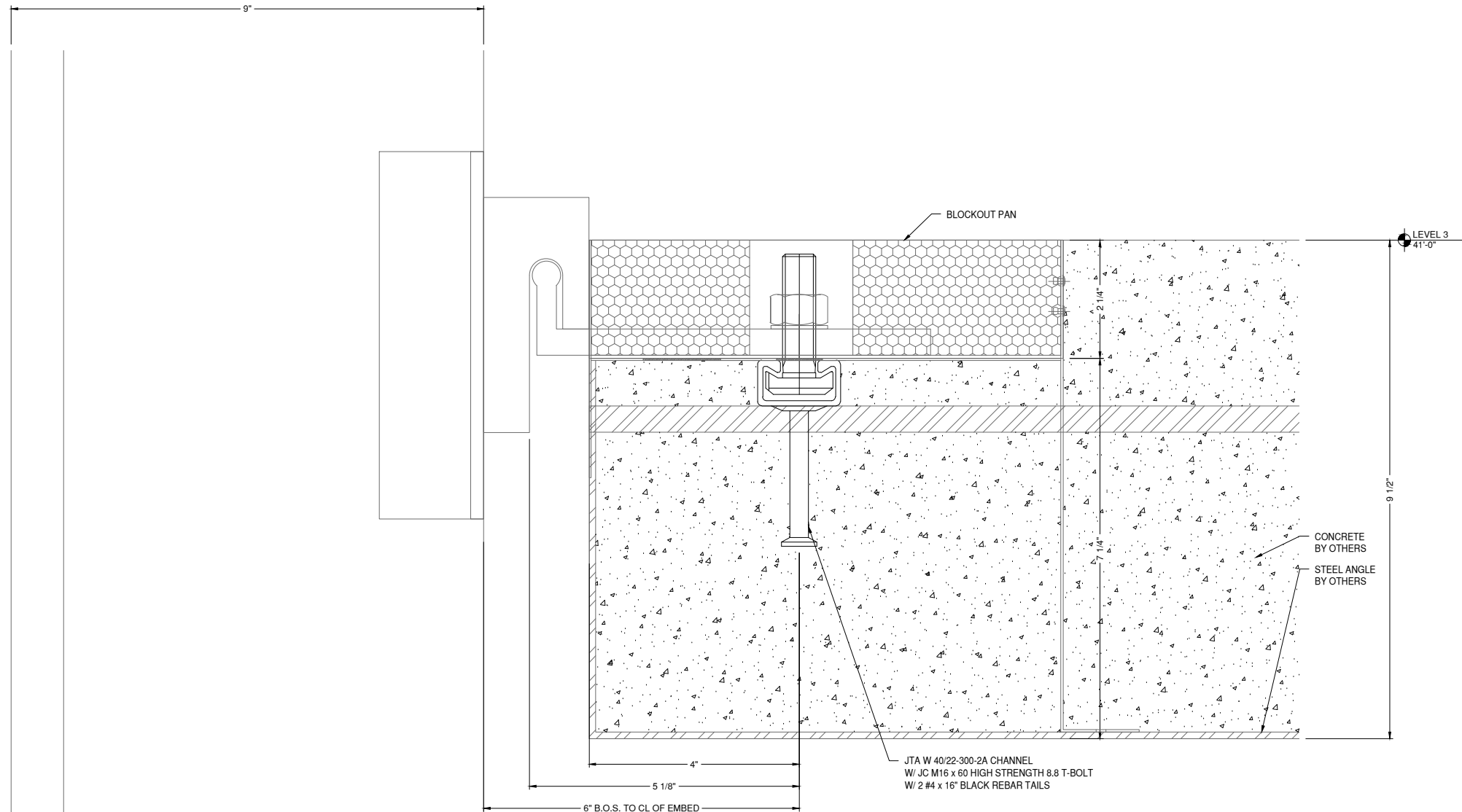
PROJECT NUMBER:
24-087

PROJECT NAME:
**HENRY FORD-MSU
RESEARCH**

SHEET DESCRIPTION:
DETAILS

SHEET:
D4

NOTE:
ALL DIMENSIONS TO BE FIELD
VERIFIED PRIOR TO FABRICATION



5A	1	EMBED DETAIL	JORDAHL ANCHOR B
D4A	A4.23		
DRAWING SCALE			
24x36: 3/4:1			
11x17: 3/8:1			

GLAZING CONTRACTOR

999 STREET, ST
CITY, STATE 99999
PH: 999.999.9999



www.MPDRAFTING.com
P: 248.522.7096
F: 248.522.7030

ARCHITECT:

ZGF
ZIMMER GUNSUL FRANSCA ARCHITECTS LLP
925 FOURTH AVENUE SUITE 2400
SEATTLE, WASHINGTON 98104
PH: 206.623.9414

ARCHITECT NOTE:
ALL NOTES REQUESTING VERIFICATION,
CONFIRMATION, OR INFORMATION THAT ARE
NOT ANSWERED ARE ASSUMED TO BE
CORRECT AS SHOWN ON THESE DRAWINGS.

STAMPS/ SUBMITTALS:

REVISION	DATE
0	07.15.24
1	09.26.24
2	12.23.24
-	-
-	-

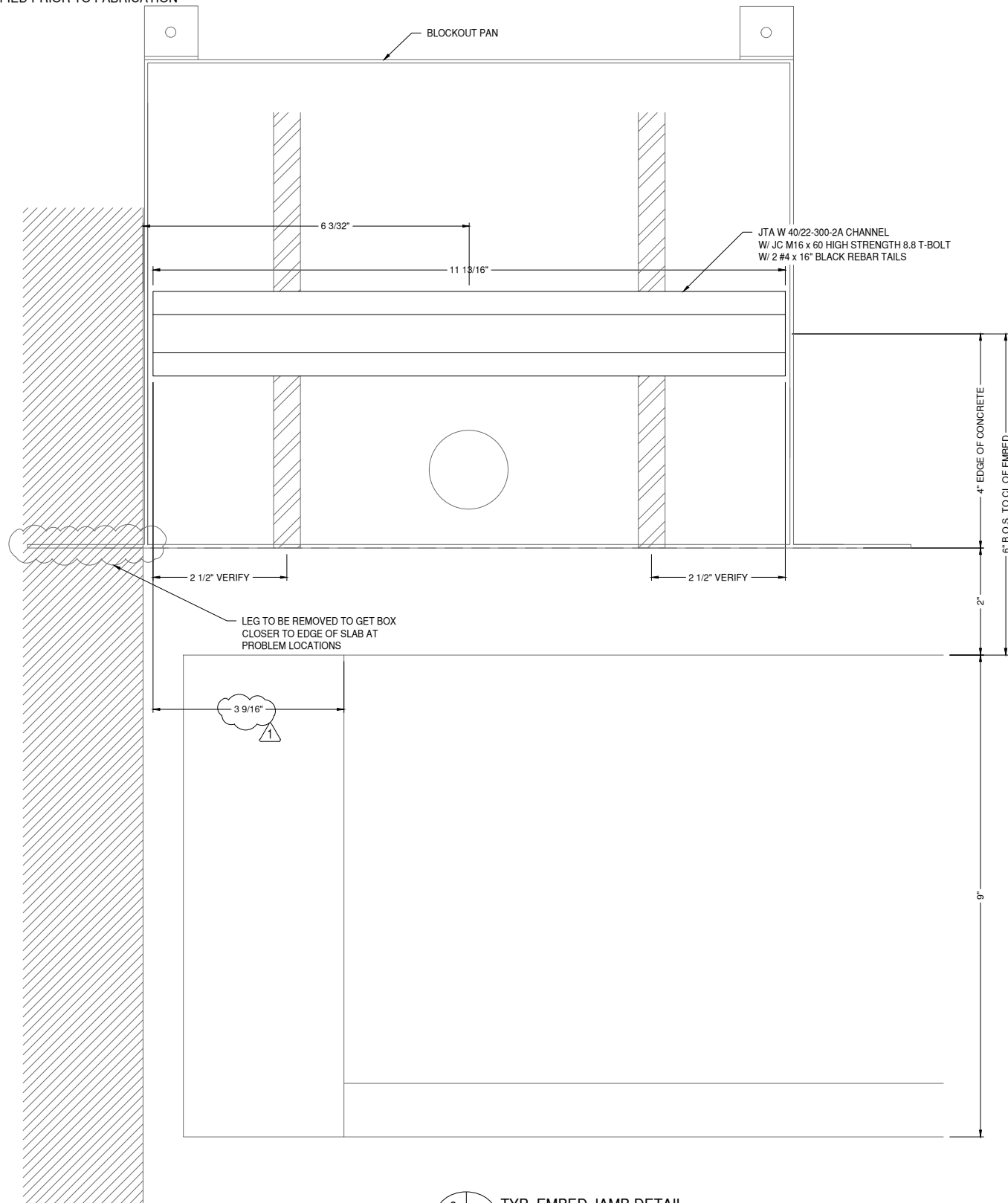
PROJECT NUMBER:
24-087

PROJECT NAME:
**HENRY FORD-MSU
RESEARCH**

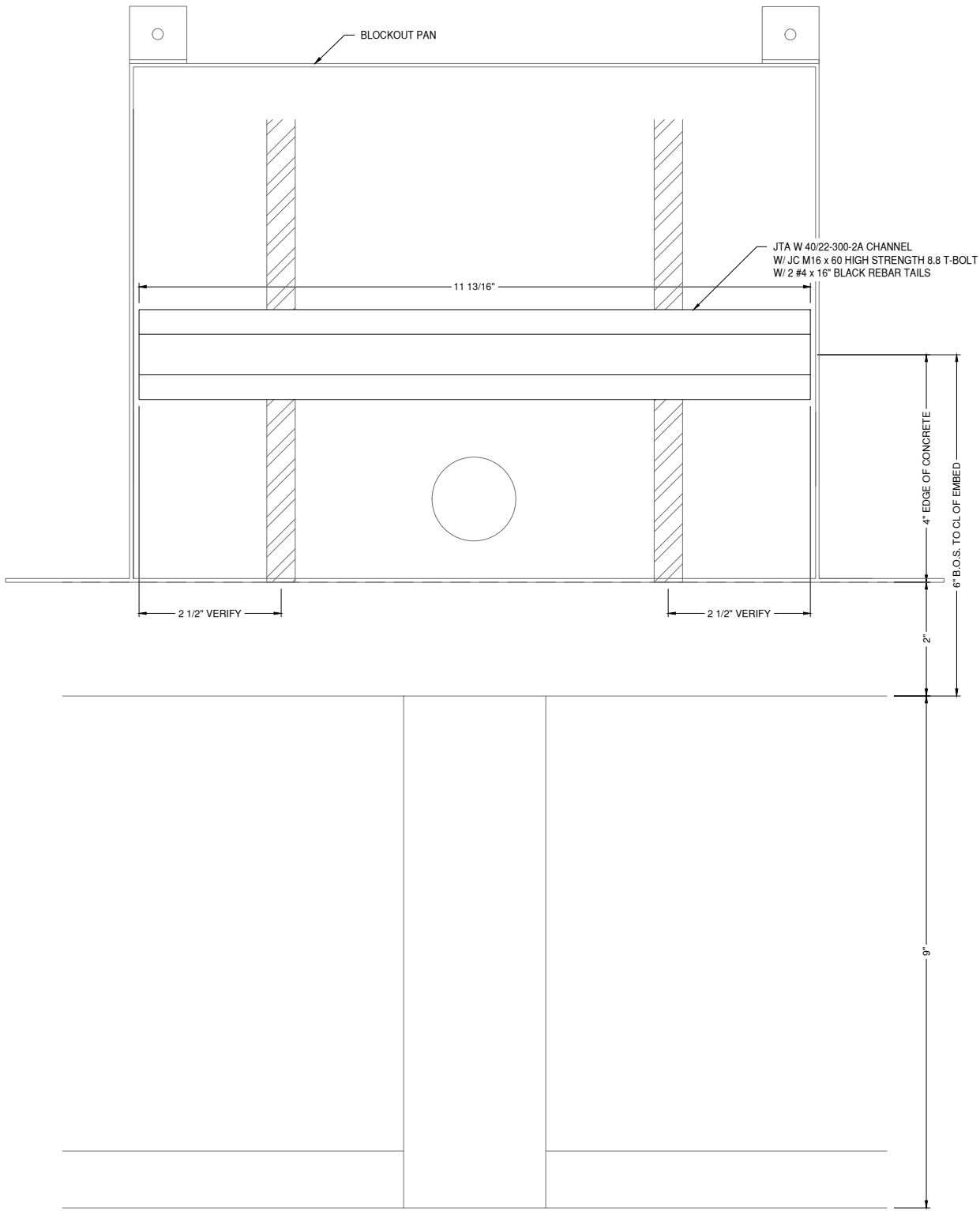
SHEET DESCRIPTION:
DETAILS

SHEET:
D4A

NOTE:
ALL DIMENSIONS TO BE FIELD
VERIFIED PRIOR TO FABRICATION



6 TYP. EMBED JAMB DETAIL
DRAWING SCALE
24x36: 3/4:1
11x17: 3/8:1
JORDAHL
ANCHOR B



7 TYP. EMBED VERT DETAIL
DRAWING SCALE
24x36: 3/4:1
11x17: 3/8:1
JORDAHL
ANCHOR B

GLAZING CONTRACTOR

999 STREET, ST
CITY, STATE 99999
PH: 999.999.9999



www.MPDRAFTING.com
P: 248.522.7096
F: 248.522.7030

ARCHITECT:

ZGF
ZIMMER GUNSUL FRANSCA ARCHITECTS LLP
925 FOURTH AVENUE SUITE 2400
SEATTLE, WASHINGTON 98104
PH: 206.623.9414

ARCHITECT NOTE:
ALL NOTES REQUESTING VERIFICATION,
CONFIRMATION, OR INFORMATION THAT ARE
NOT ANSWERED ARE ASSUMED TO BE
CORRECT AS SHOWN ON THESE DRAWINGS.

STAMPS/ SUBMITTALS:

REVISION	DATE
0	07.15.24
1	09.26.24
2	12.23.24
-	-
-	-

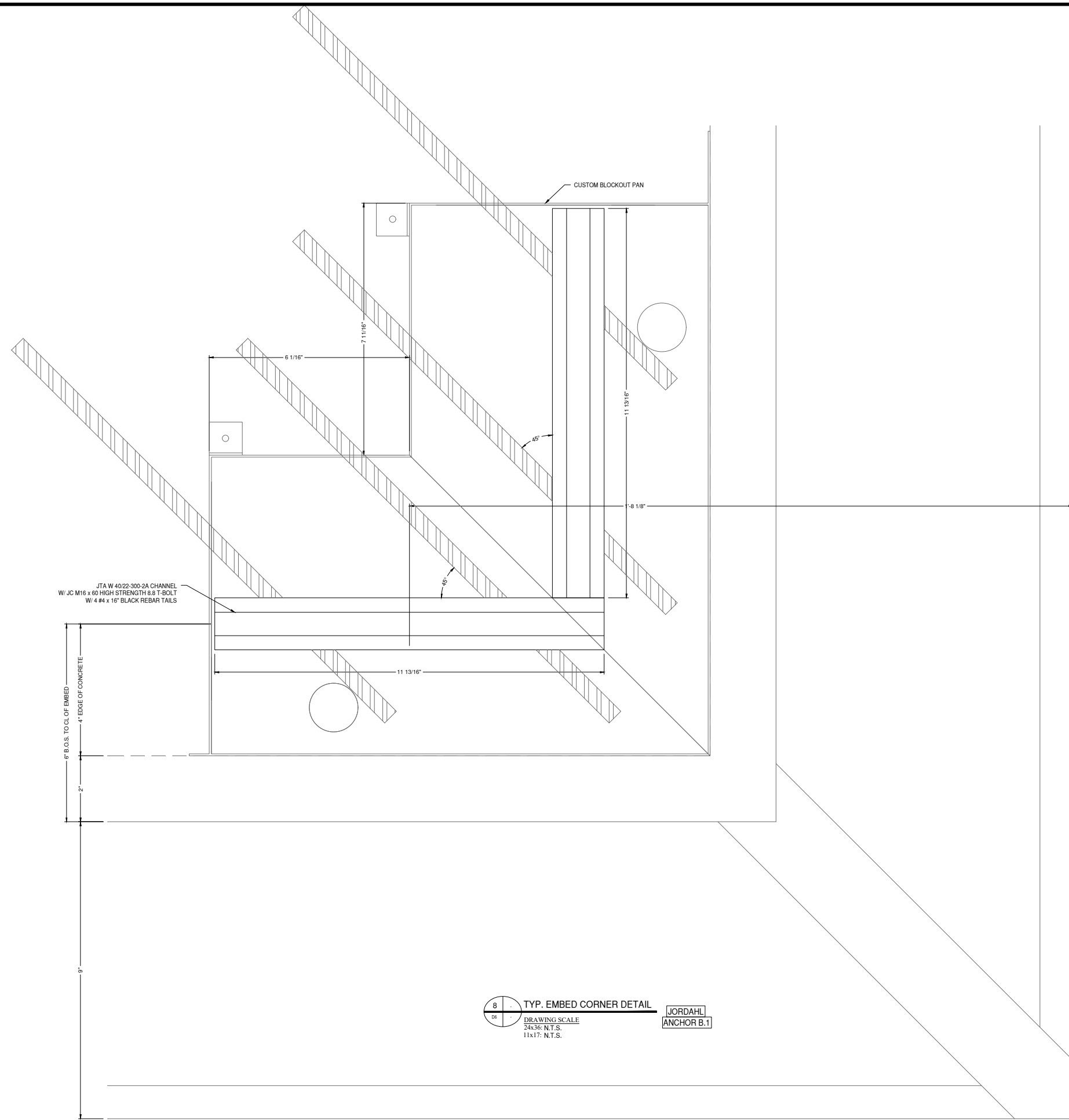
PROJECT NUMBER:
24-087


PROJECT NAME:
**HENRY FORD-MSU
RESEARCH**

SHEET DESCRIPTION:
DETAILS

SHEET:
D5

NOTE:
ALL DIMENSIONS TO BE FIELD
VERIFIED PRIOR TO FABRICATION



 TYP. EMBED CORNER DETAIL
 DRAWING SCALE
 24x36: N.T.S.
 11x17: N.T.S.
 JORDAHL
 ANCHOR B.1

GLAZING CONTRACTOR

999 STREET, ST
CITY, STATE 99999
PH: 999.999.9999



www.MPDRAFTING.com
P: 248.522.7096
F: 248.522.7030

ARCHITECT:

ZGF
ZIMMER GUNSUL FRANSCA ARCHITECTS LLP
925 FOURTH AVENUE SUITE 2400
SEATTLE, WASHINGTON 98104
PH: 206.623.9414

ARCHITECT NOTE:
ALL NOTES REQUESTING VERIFICATION,
CONFIRMATION, OR INFORMATION THAT ARE
NOT ANSWERED ARE ASSUMED TO BE
CORRECT AS SHOWN ON THESE DRAWINGS.

STAMPS/ SUBMITTALS:

REVISION	DATE
0	07.15.24
1	09.26.24
2	12.23.24
-	-
-	-

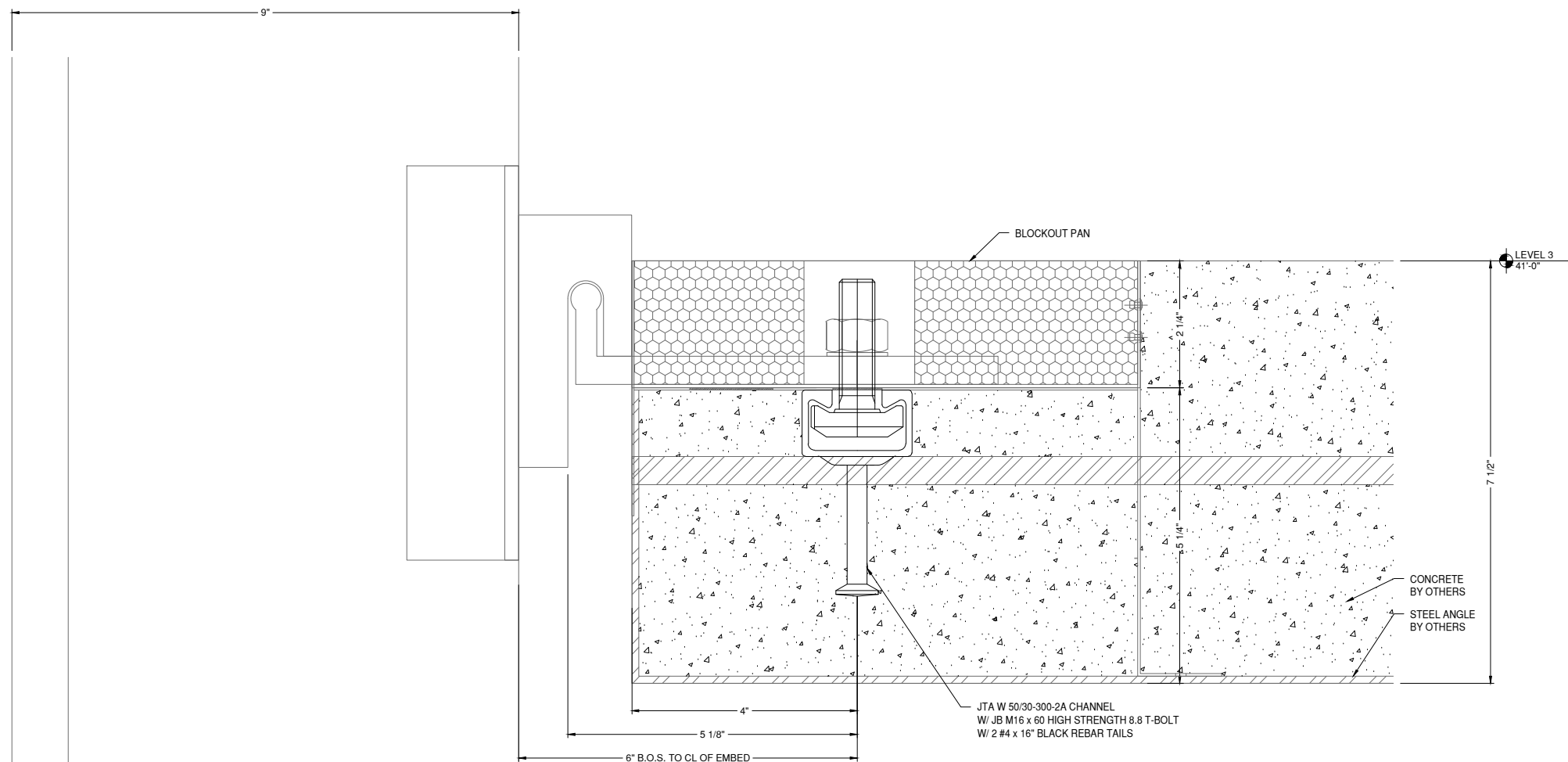
PROJECT NUMBER:
24-087

PROJECT NAME:
**HENRY FORD-MSU
RESEARCH**

SHEET DESCRIPTION:
DETAILS

SHEET:
D6

NOTE:
ALL DIMENSIONS TO BE FIELD
VERIFIED PRIOR TO FABRICATION



9	1
D7	A4.25

EMBED DETAIL
 DRAWING SCALE
 24x36: 3/4:1
 11x17: 3/8:1

JORDAHL
ANCHOR C

JTA W 50/30-300-2A CHANNEL
W/ JB M16 x 60 HIGH STRENGTH 8.8 T-BOLT
W/ 2 #4 x 16" BLACK REBAR TAILS

CONCRETE
BY OTHERS
STEEL ANGLE
BY OTHERS

GLAZING CONTRACTOR

999 STREET, ST
CITY, STATE 99999
PH: 999.999.9999



www.MPDRAFTING.com
P: 248.522.7096
F: 248.522.7030

ARCHITECT:

ZGF
ZIMMER GUNSUL FRANSCA ARCHITECTS LLP
925 FOURTH AVENUE SUITE 2400
SEATTLE, WASHINGTON 98104
PH: 206.623.9414

ARCHITECT NOTE:
ALL NOTES REQUESTING VERIFICATION,
CONFIRMATION, OR INFORMATION THAT ARE
NOT ANSWERED ARE ASSUMED TO BE
CORRECT AS SHOWN ON THESE DRAWINGS.

STAMPS/ SUBMITTALS:

REVISION	DATE
0	07.15.24
1	09.26.24
2	12.23.24
-	-
-	-

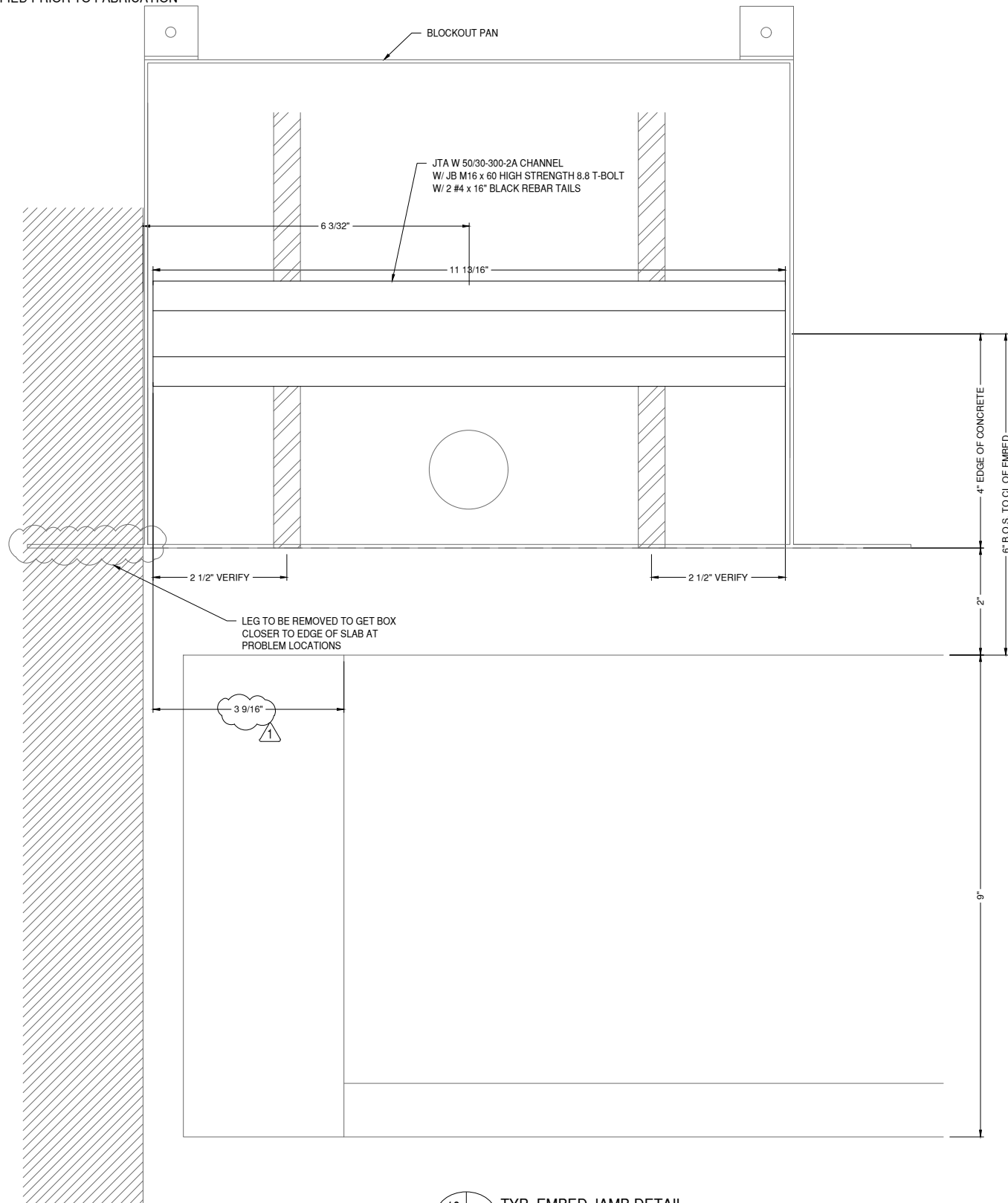
PROJECT NUMBER:
24-087

PROJECT NAME:
**HENRY FORD-MSU
RESEARCH**

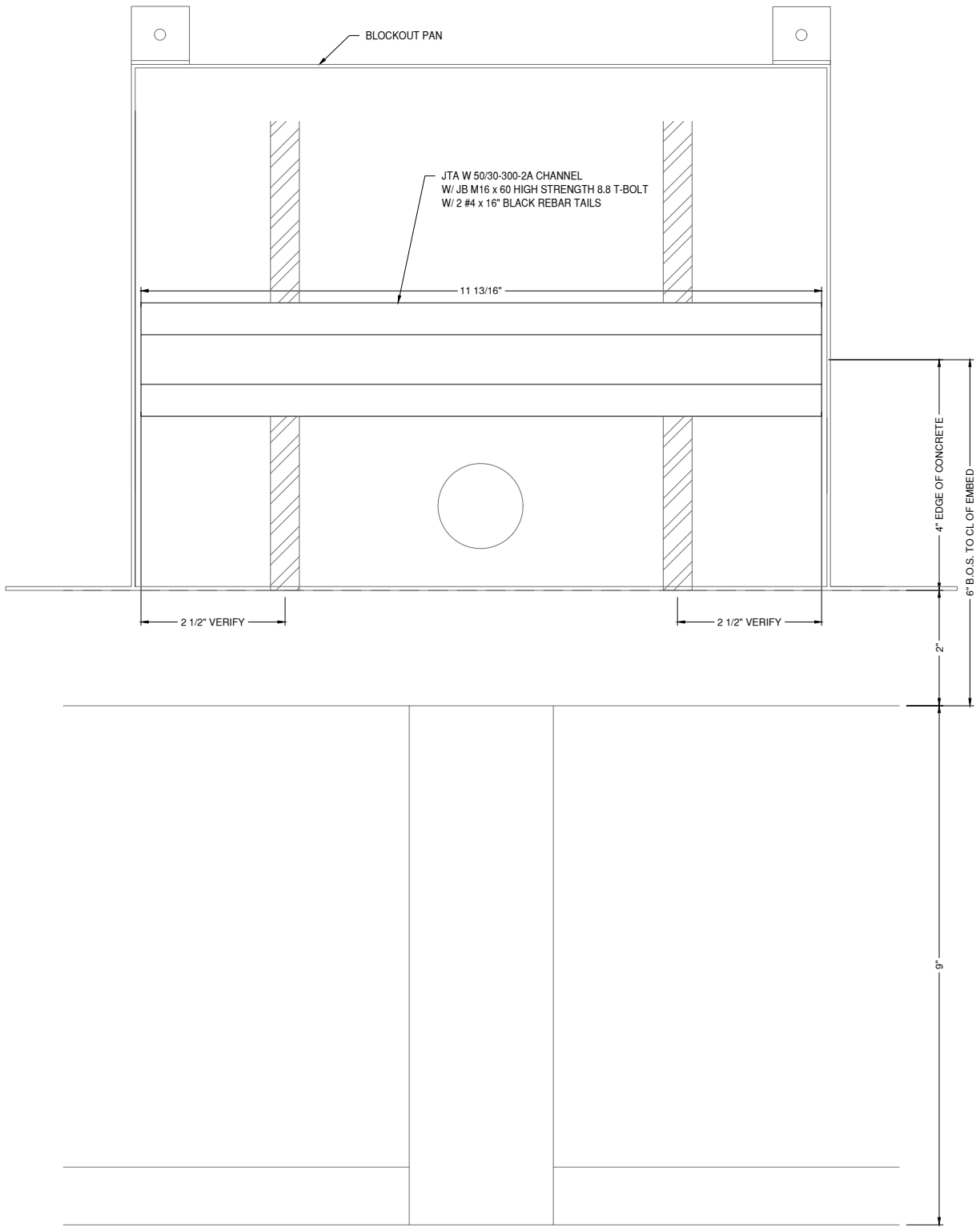
SHEET DESCRIPTION:
DETAILS

SHEET:
D7

NOTE:
ALL DIMENSIONS TO BE FIELD
VERIFIED PRIOR TO FABRICATION



10 TYP. EMBED JAMB DETAIL
D8 DRAWING SCALE
24x36: 3/4:1
11x17: 3/8:1
JORDAHL
ANCHOR C



11 TYP. EMBED VERT DETAIL
D8 DRAWING SCALE
24x36: 3/4:1
11x17: 3/8:1
JORDAHL
ANCHOR C

GLAZING CONTRACTOR

999 STREET, ST
CITY, STATE 99999
PH: 999.999.9999

MP drafting
& design
www.MPDRAFTING.com
P: 248.522.7096
F: 248.522.7030

ARCHITECT:
ZGF
ZIMMER GUNSUL FRANSCA ARCHITECTS LLP
925 FOURTH AVENUE SUITE 2400
SEATTLE, WASHINGTON 98104
PH: 206.623.9414

ARCHITECT NOTE:
ALL NOTES REQUESTING VERIFICATION,
CONFIRMATION, OR INFORMATION THAT ARE
NOT ANSWERED ARE ASSUMED TO BE
CORRECT AS SHOWN ON THESE DRAWINGS.

STAMPS/ SUBMITTALS:

REVISION	DATE
0	07.15.24
1	09.26.24
2	12.23.24
-	-
-	-

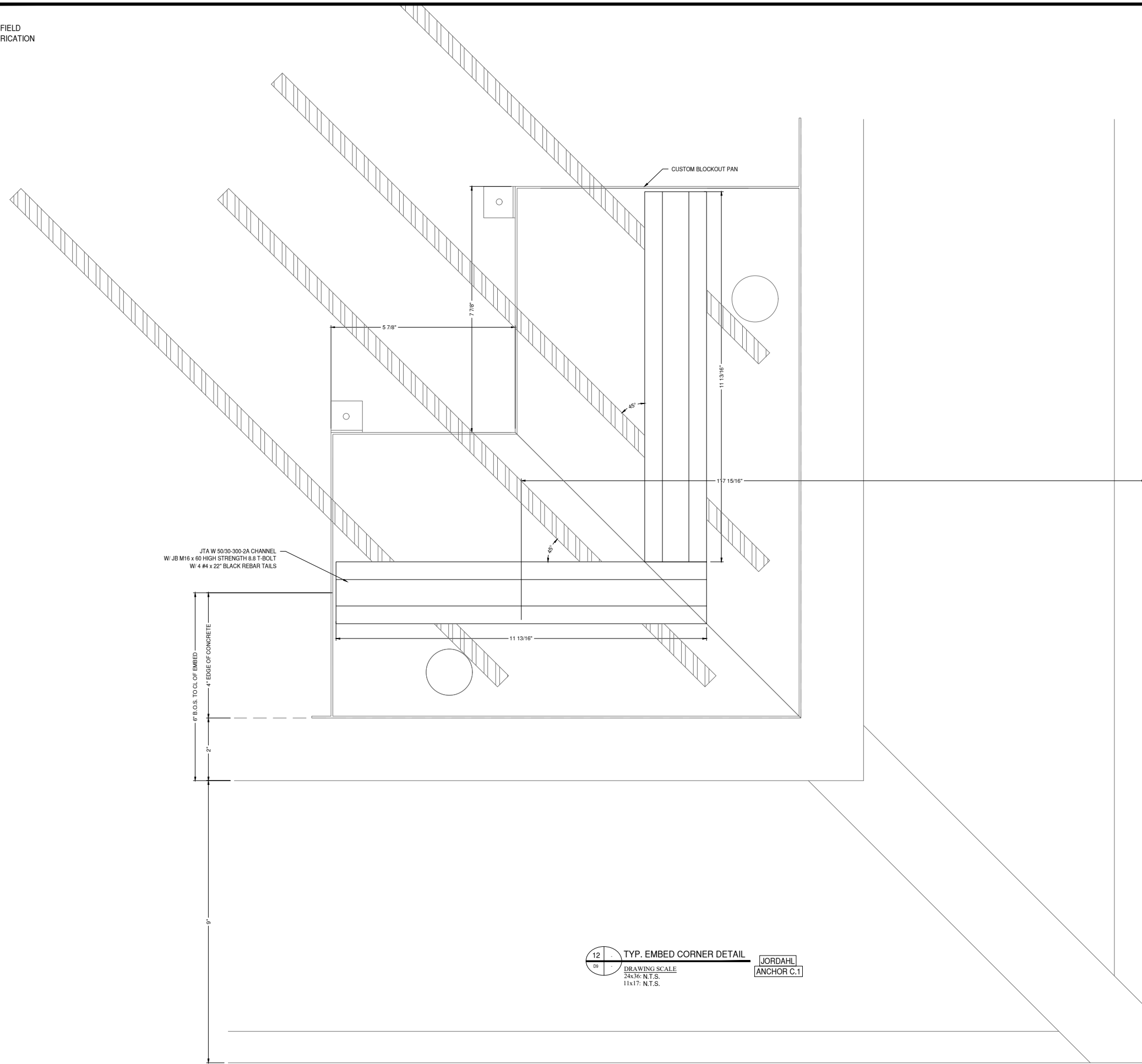
PROJECT NUMBER:
24-087

PROJECT NAME:
**HENRY FORD-MSU
RESEARCH**

SHEET DESCRIPTION:
DETAILS

SHEET:
D8

NOTE:
ALL DIMENSIONS TO BE FIELD
VERIFIED PRIOR TO FABRICATION



JTA W 2030-300-2A CHANNEL
W JB M16 x 60 HIGH STRENGTH 8.8 T-BOLT
W 4 #4 x 22" BLACK REBAR TAILS

6" B.C.S. TO CL OF EMBED
4" EDGE OF CONCRETE
2"

12 02 TYP. EMBED CORNER DETAIL
DRAWING SCALE
24x36: N.T.S.
11x17: N.T.S.
JORDAHL
ANCHOR C.1

GLAZING CONTRACTOR

999 STREET, ST
CITY, STATE 99999
PH: 999.999.9999



www.MPDRAFTING.com
P: 248.522.7096
F: 248.522.7030

ARCHITECT:

ZGF
ZIMMER GUNSUL FRANSCA ARCHITECTS LLP
925 FOURTH AVENUE SUITE 2400
SEATTLE, WASHINGTON 98104
PH: 206.623.9414

ARCHITECT NOTE:
ALL NOTES REQUESTING VERIFICATION,
CONFIRMATION, OR INFORMATION THAT ARE
NOT ANSWERED ARE ASSUMED TO BE
CORRECT AS SHOWN ON THESE DRAWINGS.

STAMPS/ SUBMITTALS:

REVISION	DATE
0	07.15.24
1	09.26.24
2	12.23.24
-	-
-	-

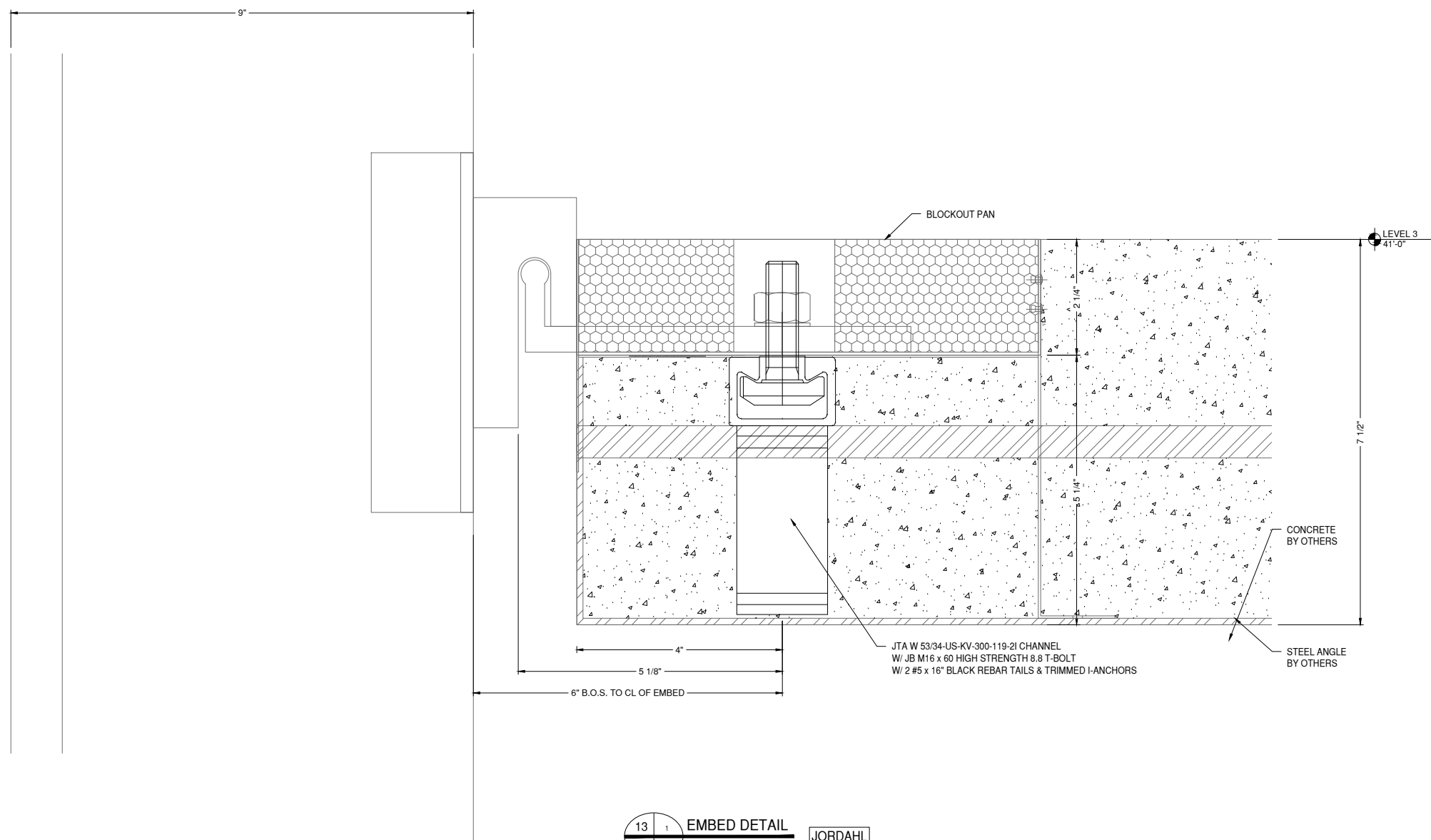
PROJECT NUMBER:
24-087

PROJECT NAME:
**HENRY FORD-MSU
RESEARCH**

SHEET DESCRIPTION:
DETAILS

SHEET:
D9

NOTE:
ALL DIMENSIONS TO BE FIELD
VERIFIED PRIOR TO FABRICATION



13 1
010 A4.23

EMBED DETAIL

JORDAHL ANCHOR D

DRAWING SCALE
24x36: 3/4:1
11x17: 3/8:1

GLAZING CONTRACTOR

999 STREET, ST
CITY, STATE 99999
PH: 999.999.9999



www.MPDRAFTING.com
P: 248.522.7096
F: 248.522.7030

ARCHITECT:

ZGF
ZIMMER GUNSUL FRANSCA ARCHITECTS LLP
925 FOURTH AVENUE SUITE 2400
SEATTLE, WASHINGTON 98104
PH: 206.623.9414

ARCHITECT NOTE:
ALL NOTES REQUESTING VERIFICATION,
CONFIRMATION, OR INFORMATION THAT ARE
NOT ANSWERED ARE ASSUMED TO BE
CORRECT AS SHOWN ON THESE DRAWINGS.

STAMPS/ SUBMITTALS:

REVISION	DATE
0	07.15.24
1	09.26.24
2	12.23.24
-	-
-	-

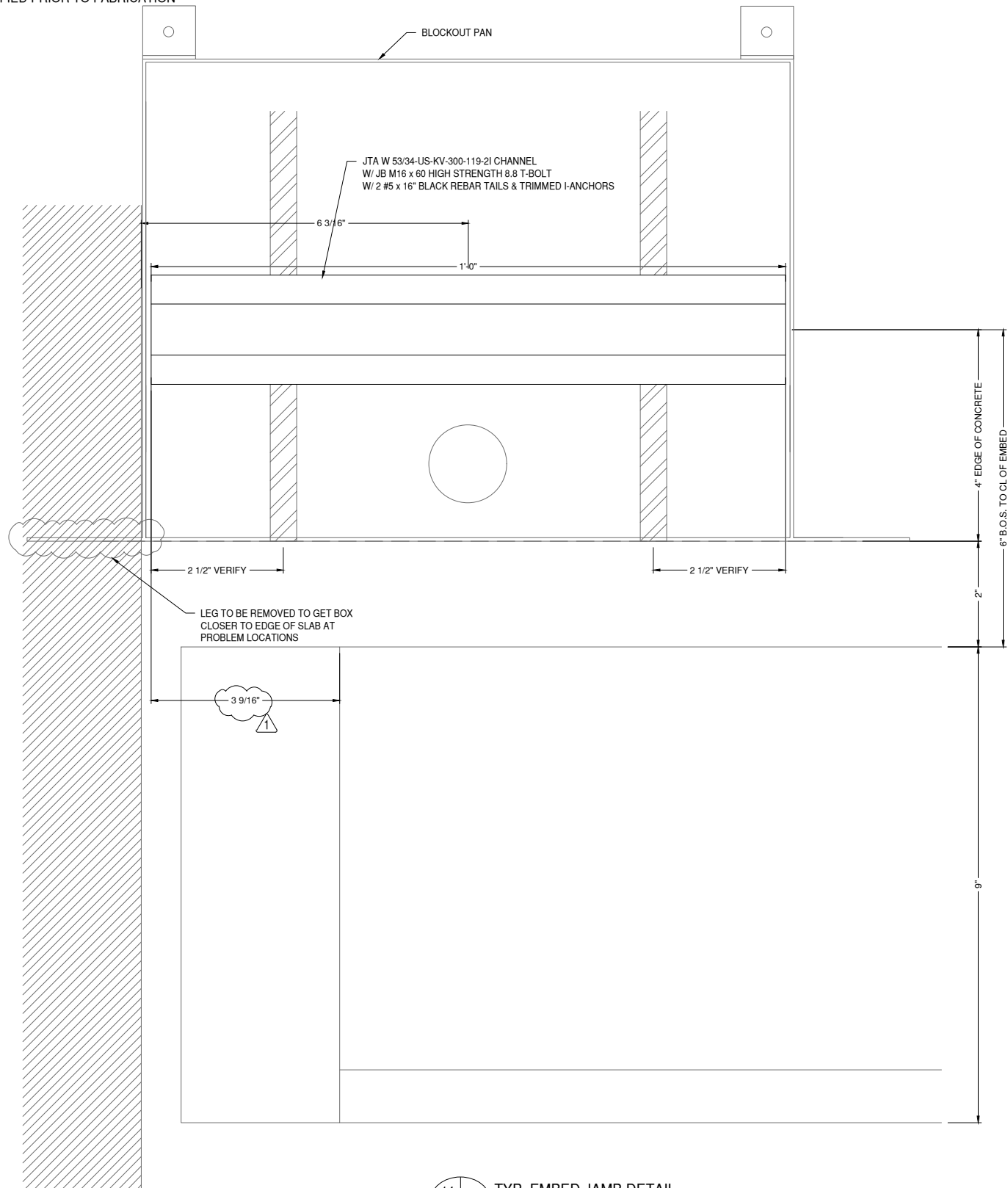
PROJECT NUMBER:
24-087

PROJECT NAME:
**HENRY FORD-MSU
RESEARCH**

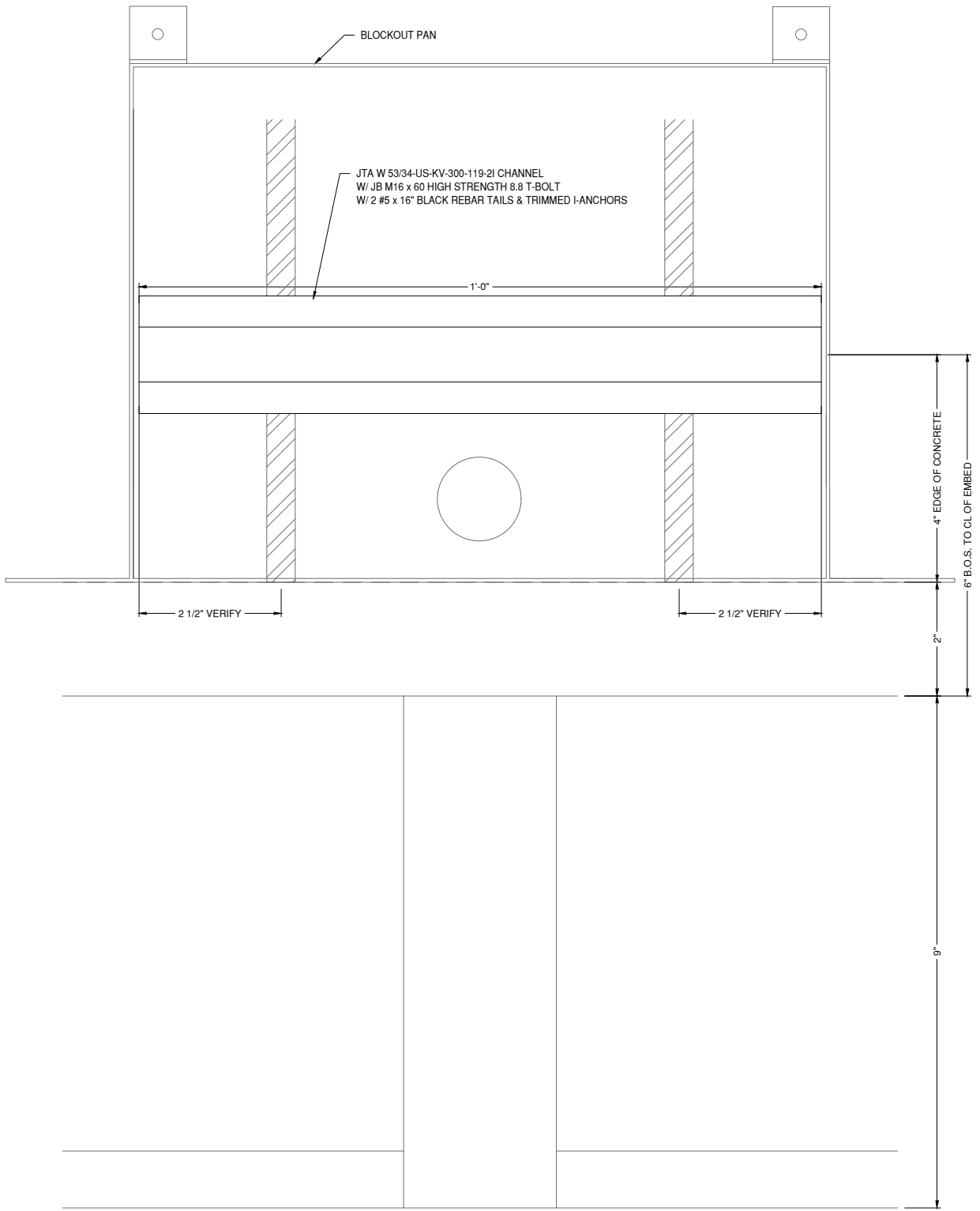
SHEET DESCRIPTION:
DETAILS

SHEET:
D10

NOTE:
ALL DIMENSIONS TO BE FIELD
VERIFIED PRIOR TO FABRICATION



14
D11
TYP. EMBED JAMB DETAIL
DRAWING SCALE
24x36: 3/4:1
11x17: 3/8:1
JORDAHL
ANCHOR D



15
D11
TYP. EMBED VERT DETAIL
DRAWING SCALE
24x36: 3/4:1
11x17: 3/8:1
JORDAHL
ANCHOR D

GLAZING CONTRACTOR

999 STREET, ST
CITY, STATE 99999
PH: 999.999.9999



www.MPDRAFTING.com
P: 248.522.7096
F: 248.522.7030

ARCHITECT:

ZGF
ZIMMER GUNSUL FRANSCA ARCHITECTS LLP
925 FOURTH AVENUE SUITE 2400
SEATTLE, WASHINGTON 98104
PH: 206.623.9414

ARCHITECT NOTE:
ALL NOTES REQUESTING VERIFICATION,
CONFIRMATION, OR INFORMATION THAT ARE
NOT ANSWERED ARE ASSUMED TO BE
CORRECT AS SHOWN ON THESE DRAWINGS.

STAMPS/ SUBMITTALS:

REVISION	DATE
0	07.15.24
1	09.26.24
2	12.23.24
-	-
-	-

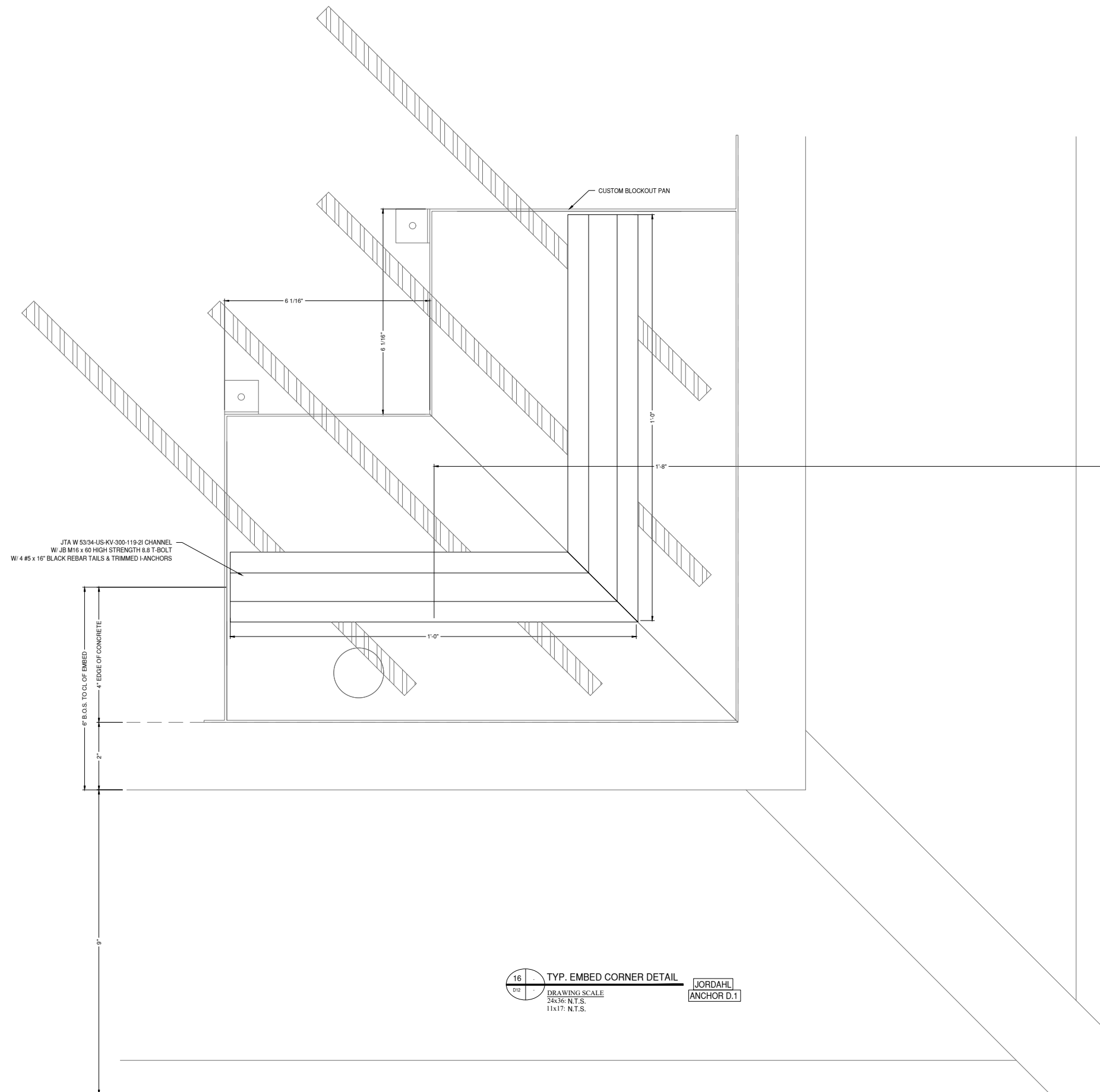
PROJECT NUMBER:
24-087

PROJECT NAME:
**HENRY FORD-MSU
RESEARCH**

SHEET DESCRIPTION:
DETAILS

SHEET:
D11

NOTE:
ALL DIMENSIONS TO BE FIELD
VERIFIED PRIOR TO FABRICATION



JTA W 53x34-US-KV-300-119-21 CHANNEL
W/ 4 #5 x 16\"/>

16
012
TYP. EMBED CORNER DETAIL
DRAWING SCALE
24x36: N.T.S.
11x17: N.T.S.
JORDAHL
ANCHOR D.1

GLAZING CONTRACTOR

999 STREET, ST
CITY, STATE 99999
PH: 999.999.9999



www.MPDRAFTING.com
P: 248.522.7096
F: 248.522.7030

ARCHITECT:

ZGF
ZIMMER GUNSUL FRANSCA ARCHITECTS LLP
925 FOURTH AVENUE SUITE 2400
SEATTLE, WASHINGTON 98104
PH: 206.623.9414

ARCHITECT NOTE:
ALL NOTES REQUESTING VERIFICATION,
CONFIRMATION, OR INFORMATION THAT ARE
NOT ANSWERED ARE ASSUMED TO BE
CORRECT AS SHOWN ON THESE DRAWINGS.

STAMPS/ SUBMITTALS:

REVISION	DATE
0	07.15.24
1	09.26.24
2	12.23.24
-	-
-	-

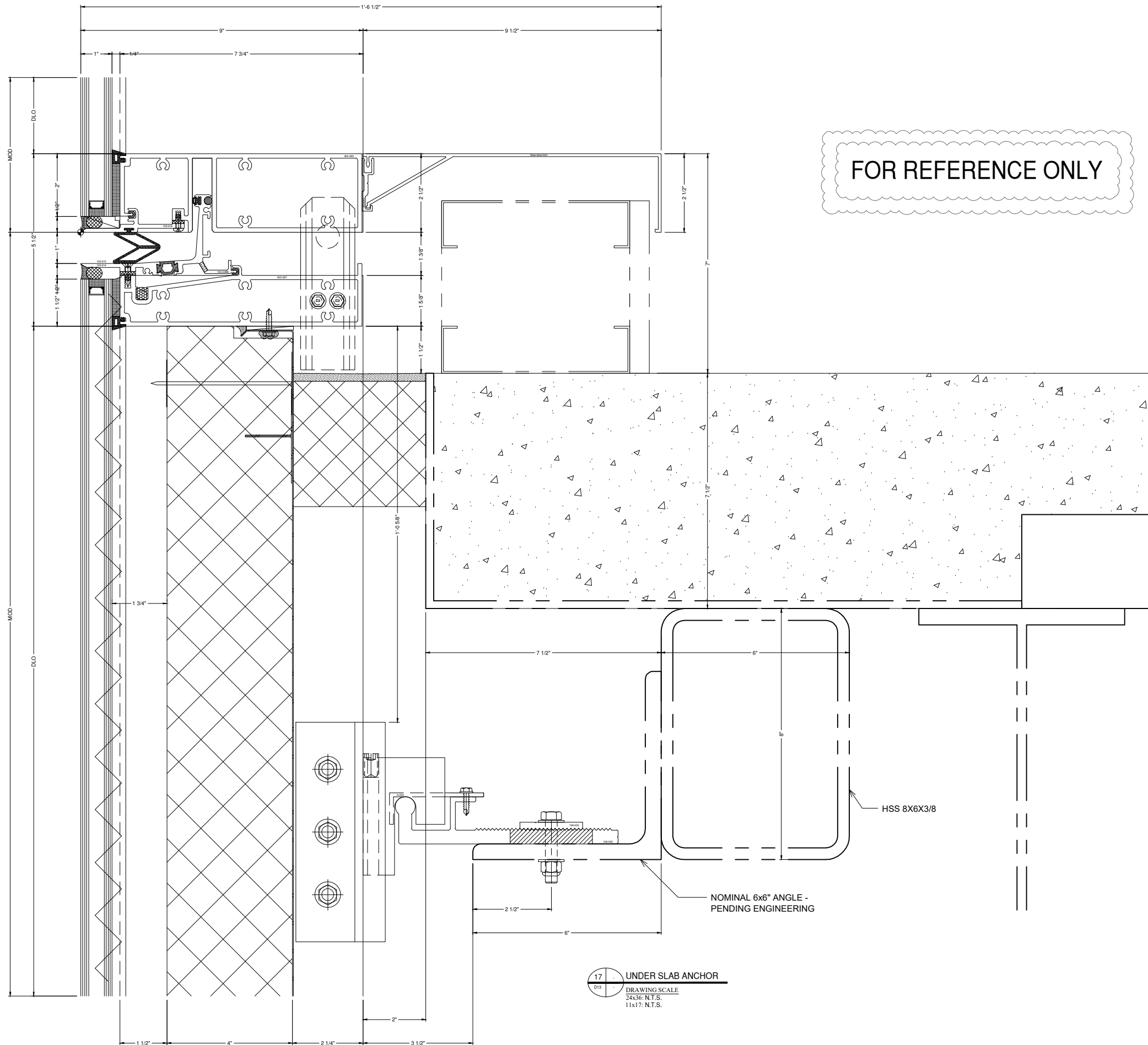
PROJECT NUMBER:
24-087

PROJECT NAME:
**HENRY FORD-MSU
RESEARCH**

SHEET DESCRIPTION:
DETAILS

SHEET:
D12

NOTE:
ALL DIMENSIONS TO BE FIELD
VERIFIED PRIOR TO FABRICATION



FOR REFERENCE ONLY

GLAZING CONTRACTOR

999 STREET, ST
CITY, STATE 99999
PH: 999.999.9999



www.MPDRAFTING.com
P: 248.522.7096
F: 248.522.7030

ARCHITECT:

ZGF
ZIMMER GUNSUL FRANSCA ARCHITECTS LLP
925 FOURTH AVENUE SUITE 2400
SEATTLE, WASHINGTON 98104
PH: 206.623.9414

ARCHITECT NOTE:
ALL NOTES REQUESTING VERIFICATION,
CONFIRMATION, OR INFORMATION THAT ARE
NOT ANSWERED ARE ASSUMED TO BE
CORRECT AS SHOWN ON THESE DRAWINGS.

STAMPS/ SUBMITTALS:

REVISION	DATE
0	07.15.24
1	09.26.24
2	12.23.24
-	-
-	-

PROJECT NUMBER:
24-087

PROJECT NAME:
**HENRY FORD-MSU
RESEARCH**

SHEET DESCRIPTION:
DETAILS

SHEET:
D13

17 UNDER SLAB ANCHOR
DRAWING SCALE
24x36: N.T.S.
11x17: N.T.S.