

# MORTON TRAVEL PLAZA

MILEPOST 72 N I-77  
BURNWELL, WV 25083

## CURTAIN WALL & STOREFRONT SHOP DRAWINGS

### DIMENSIONAL VERIFICATION

FIELD VERIFIED DIMENSIONS:   
GUARANTEED DIMENSIONS:

### SHEET INDEX

C1 THRU C2	COVER SHEET
P1 THRU P2	FLOOR PLANS
E1 THRU E12	ELEVATIONS
D1 THRU D21	DETAILS

### REVISIONS

REV	DESCRIPTION	DATE	INITIALS
0	1ST SUBMITTAL	02.26.2026	KMR

GLAZING  
CONTRACTOR

999 STREET, ST  
CITY, STATE 99999  
PH: 999.999.9999

**MP** drafting  
& design

www.MPDRAFTING.com  
P: 248.522.7096  
F: 248.522.7030

ARCHITECT

HNTB  
715 KIRK DR.  
KANSAS CITY, MO 64105

STAMP AREA

MOST RECENT REVISION	DATE
0	02.26.2026

PROJECT NUMBER:  
26-050E

PROJECT NAME  
MORTON TRAVEL PLAZA

SHEET DESCRIPTION  
COVER SHEET

SHEET #  
**C1**

# GLAZING SCHEDULE

# SYSTEM SCOPE

# SYMBOLS

# DRAWING NOTES

GL1	<p><b>1" O.A. TEMPERED INSULATED UNIT</b></p> <p>1/4" OPTIGRAY TEMPERED GLASS - OUTBOARD 1/2" ARGON AIRSPACE (MILL SPACER) 1/4" CLEAR TEMPERED GLASS - INBOARD</p> <p>SB90 #3 SURFACE</p>
-----	---

GL3	<p><b>1" O.A. TEMPERED INSULATED UNIT</b></p> <p>1/4" OPTIGRAY TEMPERED GLASS - OUTBOARD 1/2" ARGON AIRSPACE (MILL SPACER) 1/4" CLEAR TEMPERED GLASS - INBOARD</p> <p>BLACK CERAMIC FRIT ON #4 SURFACE</p>
-----	--

GL4	<p><b>1/2" CLEAR TEMPERED FLOAT GLASS</b></p>
-----	---

GL5	<p><b>1/4" CLEAR TEMPERED GLASS</b></p>
-----	---

**SYSTEM #1:**  
 MANUFACTURER: YKK  
 SYSTEM TYPE: YCW 750 OG CURTAINWALL  
 SYSTEM DEPTH: 2 1/2" X 7 1/2"  
 GLAZING DEPTH: 1"  
 FINISH: BLACK ANODIZED

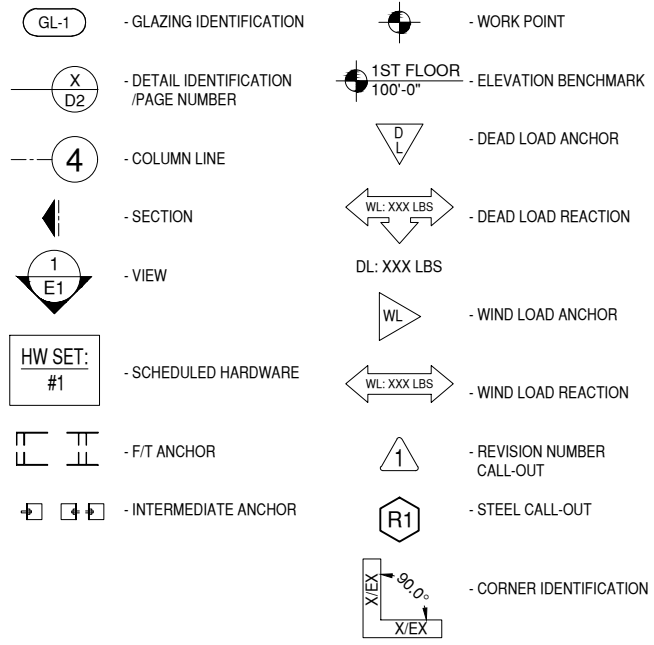
**SYSTEM #2:**  
 MANUFACTURER: YKK  
 SYSTEM TYPE: YES 45 TU STOREFRONT  
 SYSTEM DEPTH: 2" X 4 1/2"  
 GLAZING DEPTH: 1"  
 FINISH: BLACK ANODIZED

**SYSTEM #3:**  
 MANUFACTURER: CRL  
 SYSTEM TYPE: DW1800P TRANSACTION WINDOW  
 SYSTEM DEPTH: 2 1/2" X 7 1/2"  
 GLAZING DEPTH: 1/4"  
 FINISH: BLACK ANODIZED

**ENTRANCES SYSTEM #1:**  
 MANUFACTURER: YKK  
 ENTRANCE TYPE: 50D WIDE STILE DOOR  
 GLAZING DEPTH: 1"  
 STILE DEPTH: 5"  
 BASE DEPTH: 10"

**ENTRANCES SYSTEM #2:**  
 MANUFACTURER: KAWNEER  
 ENTRANCE TYPE: 1010 SLIDER  
 GLAZING DEPTH: 1/4"

**PRIMARY EXTERIOR SEALANT:**  
 DOW CWS  
 COLOR: BLACK



## ABBREVIATIONS

R.O. - ROUGH OPENING	N.T.S. - NOT TO SCALE
D.O. - DOOR OPENING	F.F. - FINISH FLOOR
D.L.O. - DAY LIGHT OPENING	V.I.F. - VERIFY IN FIELD
S.F.O. - STOREFRONT OPENING	DL - DEADLOAD
C.W.O. - CURTAIN WALL OPENING	WL - WINDLOAD
G.S. - GLASS SIZE	E.O.G - EDGE OF GLASS
F.S. - FRAME SIZE	T/O - TOP OF
W.P. - WORK POINT	B/O - BOTTOM OF
CL - CENTER LINE	REF. - REFERENCE
	O.A. - OVERALL

- MP DRAFTING & DESIGN AND THE CUSTOMER WILL ASSUME NO RESPONSIBILITY FOR ERRORS RESULTING FROM THE USE OF THESE DRAWINGS BY OTHER TRADES.
- FINAL APPROVAL BY THE GENERAL CONTRACTOR CONSTITUTES ACCEPTANCE OF ALL DEVIATIONS TO THE CONTRACT DOCUMENTS MADE BY MP DRAFTING & DESIGN AND THE CUSTOMER IN THESE DRAWINGS.
- THESE DRAWINGS REPRESENT MP DRAFTING'S AND THE CUSTOMER'S INTERPRETATION OF THE APPLICATION OF PRODUCTS TO THIS PROJECT IN FUNCTIONAL COMPLIANCE WITH THE ARCHITECT'S DRAWINGS AND SPECIFICATION. IT IS IMPORTANT THAT THIS INTERPRETATION BE REVIEWED DIMENSIONALLY AND FUNCTIONALLY WITH RESPECT TO ACTUAL ARCHITECT'S INTENT, INTERFACING CONDITIONS, MATERIAL AND JOB SITE CONDITIONS.
- ALL DIMENSIONS SHALL BE FIELD VERIFIED AND/OR APPROVED BY THE GENERAL CONTRACTOR PRIOR TO GLASS ORDERING AND FABRICATION. MP DRAFTING & DESIGN AND THE CUSTOMER WILL ASSUME NO RESPONSIBILITY FOR DIMENSIONAL ERRORS OR CHANGES RESULTING FROM FIELD CORRECTIONS.
- PROJECT MATERIALS MUST BE PROTECTED IMMEDIATELY FROM STAINING BY WET CARDBOARD PAPER AND FROM THE ACTION OF HARSH ALKALIS AND SAND IN CONCRETE, STUCCO, MORTAR OR PLASTER. THE SETTING OF THE PROJECT MATERIALS REQUIRES THE GENERAL CONTRACTOR TO CLOSELY SUPERVISE OTHER TRADES SO AS TO PREVENT MARRING OR DISCOLORATION FROM ANY CAUSE.
- ALL SEALANT JOINTS SHOULD BE SEALED WATERTIGHT FOLLOWING THE SEALANT MANUFACTURER'S RECOMMENDATIONS AS TO SIZE, METHOD OF APPLICATION AND COMPATIBILITY WITH ADJOINING MATERIALS.
- ALL FRAMING SYSTEMS SHALL BE FABRICATED & INSTALLED PER THE MANUFACTURER'S INSTRUCTIONS.
- THE ROUGH OPENINGS PROVIDED MUST BE SQUARE AND WITHIN SPECIFIED BUILDING TOLERANCES.
- PERIMETER SUBSTRATE MUST BE CAPABLE OF WITHSTANDING REACTION FORCES IMPOSED BY DESIGN LOADS.
- ALL FASTENING INFORMATION TO BE VERIFIED ON SITE BY CUSTOMER FOR VARIATION FROM SHOP DRAWINGS. ALL FASTENERS SHOWN FOR REFERENCE ONLY UNLESS SPECIFICALLY CALLED OUT BY PROFESSIONAL ENGINEER.
- LAWS AND BUILDING AND SAFETY CODES GOVERNING THE DESIGN AND USE OF GLAZING ENTRANCE, WINDOW AND CURTAIN WALL PRODUCTS VARY WIDELY. MP DRAFTING & DESIGN AND THE CUSTOMER DOES NOT CONTROL THESE SELECTION OF PRODUCT CONFIGURATIONS, OPERATING HARDWARE OR GLAZING MATERIALS AND ASSUMES NO RESPONSIBILITY.
- SEE CUSTOMER'S QUOTATION FOR ANY EXCLUDED ITEMS NOT NOTED WITHIN.

**PROPRIETARY NOTICE:**  
 THIS DRAWING SHEET AND CONTENTS HEREIN ARE PROPERTY OF MP DRAFTING & DESIGN AND ITS CUSTOMERS. USE OF THESE DRAWINGS, ITS CONTENT AND DESIGN CONCEPTS ARE INTENDED FOR THE USE OF THE INTENDED RECIPIENT. MP DRAFTING & DESIGN AND ITS CUSTOMERS ARE NOT RESPONSIBLE FOR USE BY OTHER PARTIES.

**ARCHITECT NOTE:**  
 ALL NOTES REQUESTING VERIFICATION, CONFIRMATION, OR INFORMATION THAT ARE NOT ANSWERED ARE ASSUMED TO BE CORRECT AS SHOWN ON THESE DRAWINGS.

## ENGINEERING INFO

## DOOR SWING CHART

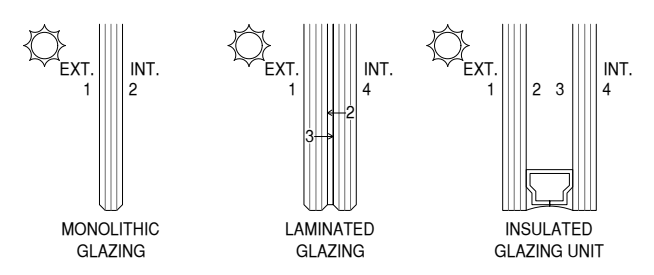
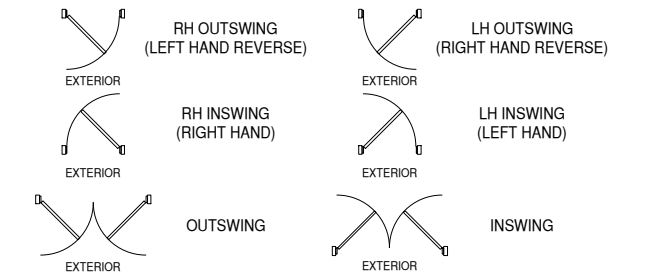
## GLASS SURFACE KEY

**P.E. STRUCTURAL REVIEW WILL BE PROVIDED AFTER ARCHITECTURAL APPROVAL OF THESE SHOP DRAWINGS.**

DESIGN LOADS: - PER XXX  
 BASIC WINDSPEED: 107 MPH  
 IMPORTANCE FACTOR: -  
 EXPOSURE CATEGORY: C  
 BUILDING HEIGHT: 48'-8"  
 TYPICAL WINDLOAD: -  
 CORNER WINDLOAD: -  
 SNOW LOADS: -  
 ALLOWABLE DEFLECTION: - L/175 (SPAN < 13'-6"), L/240+1/4" (SPAN >= 13'-6")

**ENGINEERING REVIEW NOTES:**

- ALL APPLICABLE INFORMATION SHOWN, SYSTEM REVIEW, REINFORCEMENT, FASTENERS, LOADS, ETC. WILL BE PROVIDED WITH THE PE REVIEW.
- IF CALCULATIONS HAVE NOT BEEN PROVIDED TO THE CUSTOMER, ENGINEERING HAS NOT BEEN COMPLETED.
- IT IS NOT RECOMMENDED TO PURCHASE MATERIAL OR BEGIN FABRICATION PRIOR TO RECEIVING CALCULATIONS FROM THE ENGINEER.

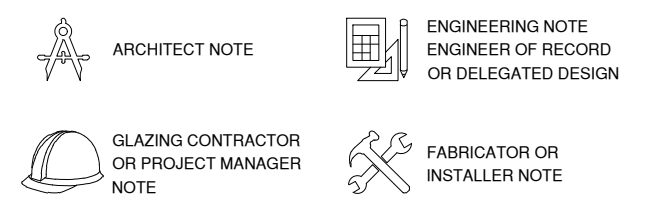


## SYSTEM NOTES

**STRUCTURE BY OTHERS**  
 THE BUILDING STRUCTURE AND COMPONENTS THEREOF MUST BE CAPABLE OF SAFELY CARRYING THE LOADS IMPOSED UPON IT BY THE SYSTEMS DETAILED, INCLUDING BUT NOT LIMITED TO DEAD LOADS OF THE SYSTEMS, WIND LOADINGS, THERMAL LOADINGS, SEISMIC LOADINGS, SNOW LOADINGS AND LIVE LOADINGS.

THESE SHOP DRAWINGS HAVE BEEN PREPARED BASED ON ARCHITECTURAL DRAWINGS: ISSUED FOR PERMIT ON 01/13/2025

## NOTE SYMBOL KEY



# GLAZING CONTRACTOR

999 STREET, ST  
 CITY, STATE 99999  
 PH: 999.999.9999

# MP drafting & design

www.MPDRAFTING.com  
 P: 248.522.7096  
 F: 248.522.7030

# ARCHITECT

HNTB  
 715 KIRK DR.  
 KANSAS CITY, MO 64105

# STAMP AREA

<b>MOST RECENT REVISION</b>	<b>DATE</b>
0	02.26.2026

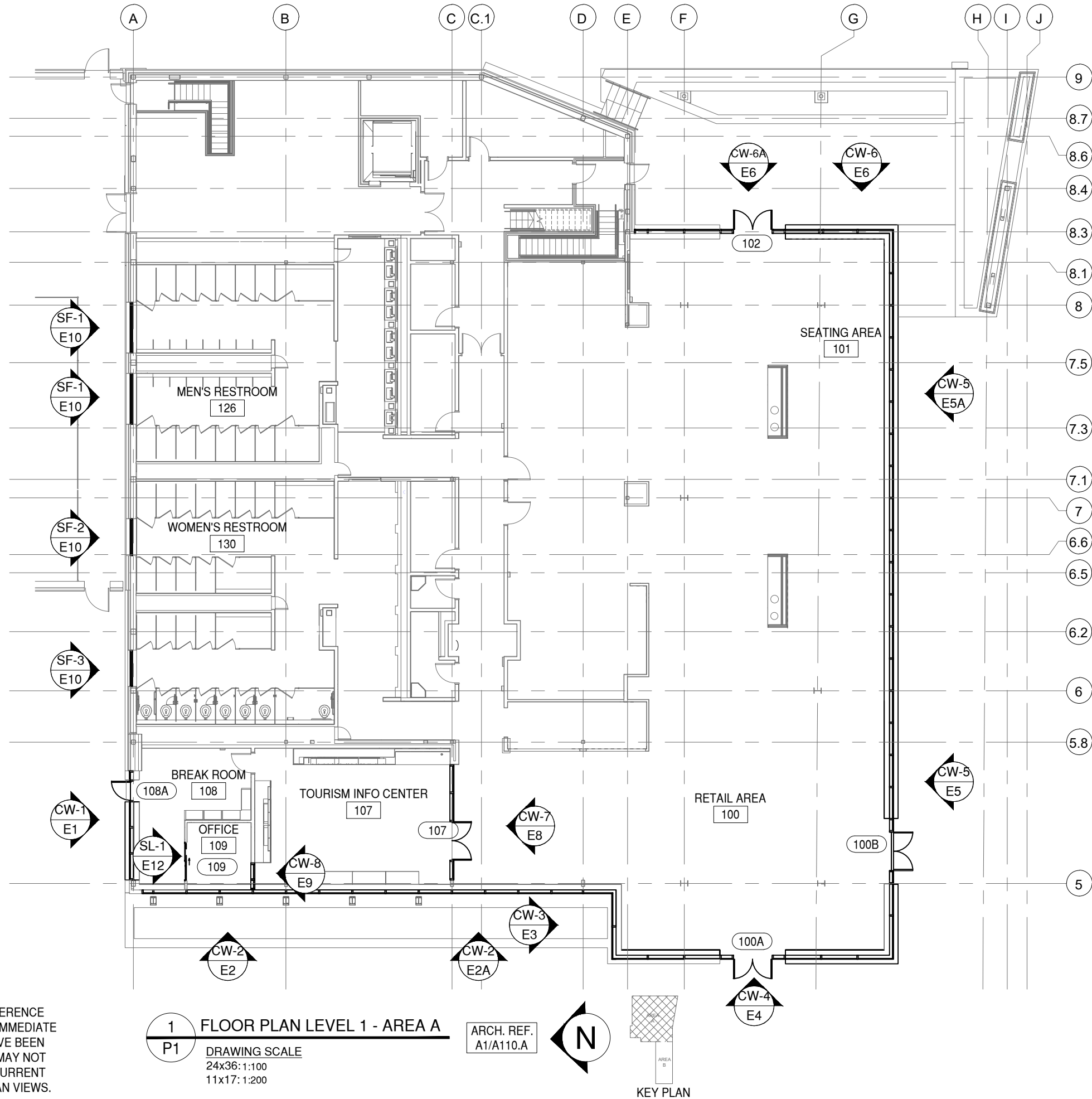
**PROJECT NUMBER:**  
 26-050E

**PROJECT NAME**  
 MORTON TRAVEL PLAZA

**SHEET DESCRIPTION:**  
 COVER SHEET

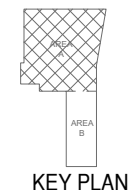

**SHEET:**  
 C2

NOTE:  
ALL DIMENSIONS TO BE FIELD  
VERIFIED PRIOR TO FABRICATION



**1** FLOOR PLAN LEVEL 1 - AREA A  
P1 DRAWING SCALE  
24x36: 1:100  
11x17: 1:200

ARCH. REF.  
A1/A110.A



NOTE:  
THESE PLANS VIEWS ARE FOR LOCATION REFERENCE  
ONLY. WALLS AND STRUCTURES WITHIN THE IMMEDIATE  
SURROUNDINGS OF THE SCOPE OF WORK HAVE BEEN  
INCLUDED. OTHER WALLS AND STRUCTURES MAY NOT  
BE INCLUDED. PLEASE REFER TO THE MOST CURRENT  
SET OF ARCHITECTURAL PLANS FOR FULL PLAN VIEWS.

# GLAZING CONTRACTOR

999 STREET, ST  
CITY, STATE 99999  
PH: 999.999.9999



www.MPDRAFTING.com  
P: 248.522.7096  
F: 248.522.7030

## ARCHITECT

HNTB  
715 KIRK DR.  
KANSAS CITY, MO 64105

## STAMP AREA

MOST RECENT REVISION	DATE
0	02.26.2026

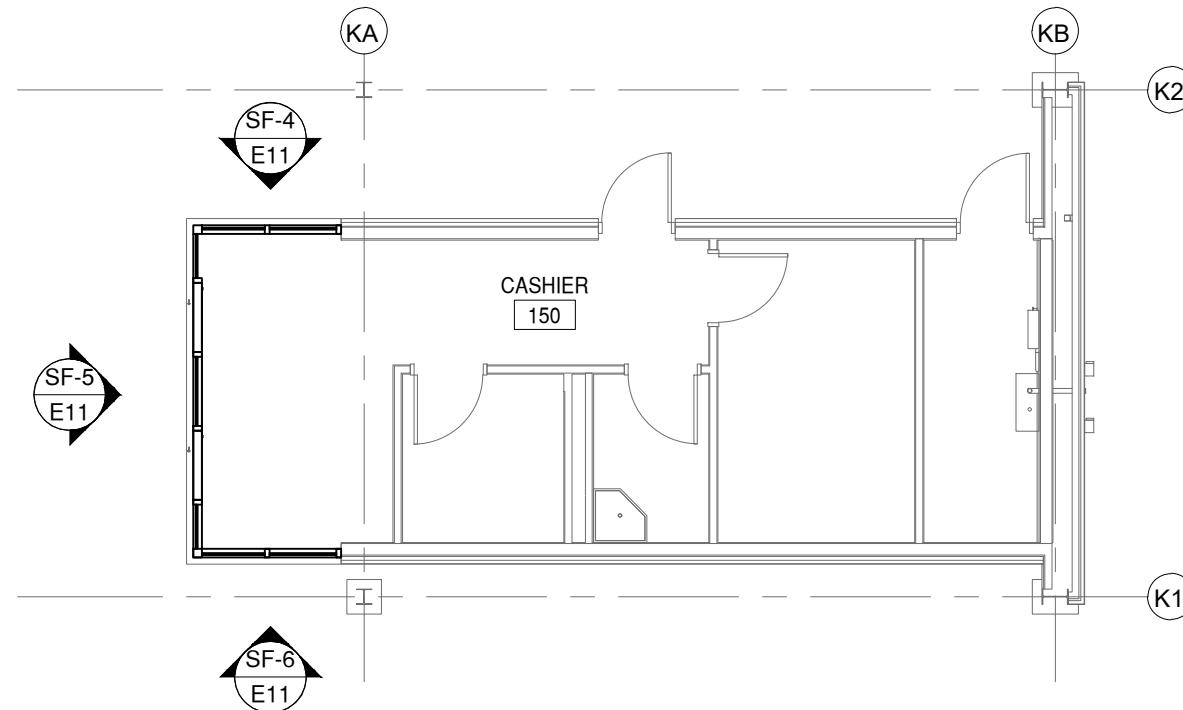
PROJECT NUMBER:  
**26-050E**

PROJECT NAME  
**MORTON TRAVEL PLAZA**

SHEET DESCRIPTION:  
**PLAN VIEW**

SHEET:  
**P1**

NOTE:  
ALL DIMENSIONS TO BE FIELD  
VERIFIED PRIOR TO FABRICATION



2 CASHIER BUILDING  
P2

DRAWING SCALE  
24x36: N.T.S.  
11x17: N.T.S.

ARCH. REF.  
A1/A520



NOTE:  
THESE PLANS VIEWS ARE FOR LOCATION REFERENCE  
ONLY. WALLS AND STRUCTURES WITHIN THE IMMEDIATE  
SURROUNDINGS OF THE SCOPE OF WORK HAVE BEEN  
INCLUDED. OTHER WALLS AND STRUCTURES MAY NOT  
BE INCLUDED. PLEASE REFER TO THE MOST CURRENT  
SET OF ARCHITECTURAL PLANS FOR FULL PLAN VIEWS.

# GLAZING CONTRACTOR

999 STREET, ST  
CITY, STATE 99999  
PH: 999.999.9999

**MP** drafting  
& design

www.MPDRAFTING.com  
P: 248.522.7096  
F: 248.522.7030

## ARCHITECT

HNTB  
715 KIRK DR.  
KANSAS CITY, MO 64105

## STAMP AREA

MOST RECENT REVISION	DATE
0	02.26.2026

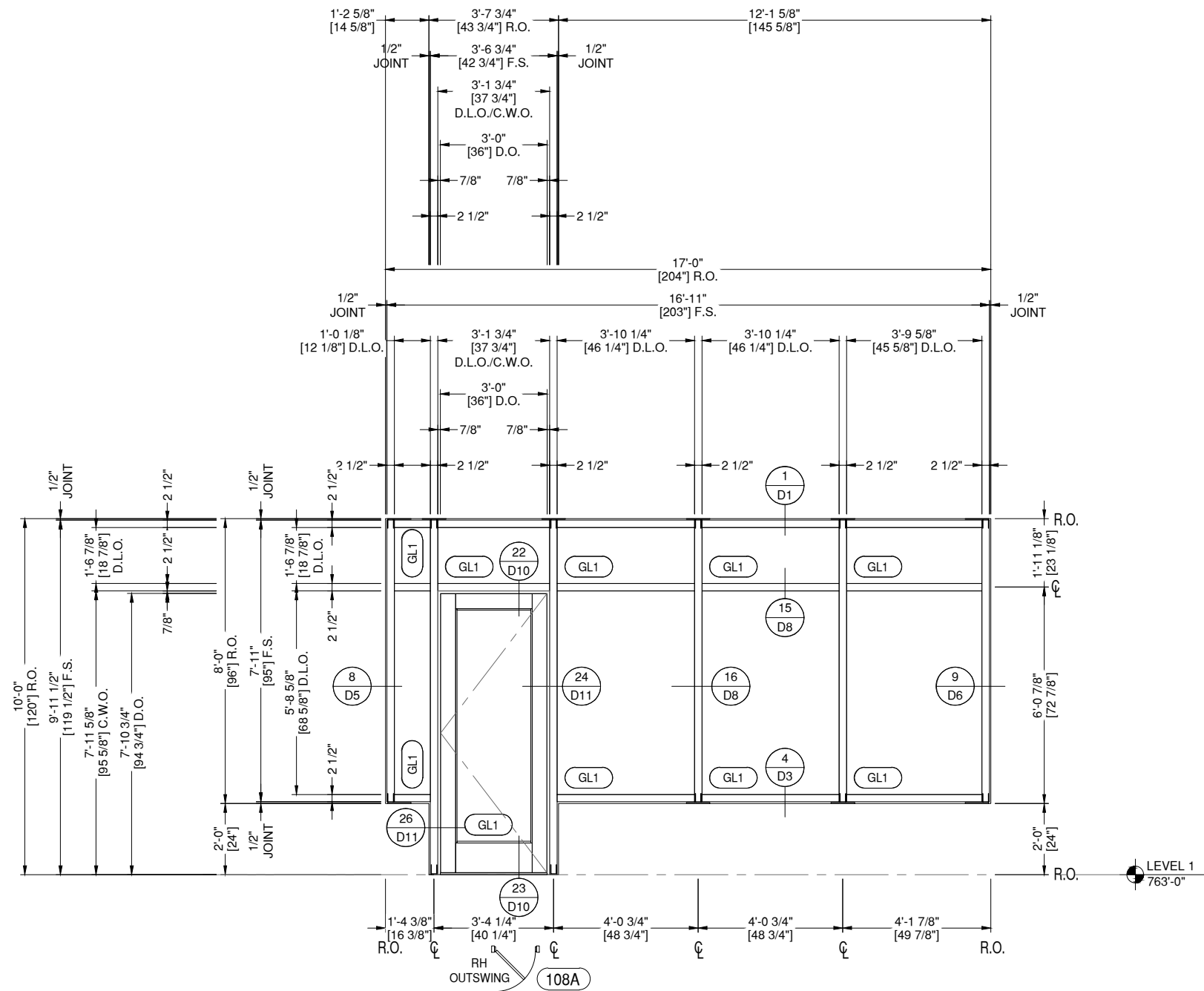
PROJECT NUMBER:  
26-050E

PROJECT NAME  
MORTON TRAVEL PLAZA

SHEET DESCRIPTION:  
PLAN VIEW

SHEET:  
**P2**

NOTE:  
ALL DIMENSIONS TO BE FIELD  
VERIFIED PRIOR TO FABRICATION



**CW-1 ELEVATION CW-1**  
**E1**

**DRAWING SCALE**  
24x36: 1/2" = 1'-0"  
11x17: 1/4" = 1'-0"

THUS REQ'D: 1  
OPP REQ'D: 0  
TOTAL REQ'D: 1

ARCH. REF.  
A1/A313

HW SET:  
1.2

YKK YCW 750 OG SERIES CW  
YKK 50D WIDE STILE DOORS  
FINISH: BLACK ANODIZED

# GLAZING CONTRACTOR

999 STREET, ST  
CITY, STATE 99999  
PH: 999.999.9999



www.MPDRAFTING.com

P: 248.522.7096  
F: 248.522.7030

## ARCHITECT

HNTB

715 KIRK DR.  
KANSAS CITY, MO 64105

## STAMP AREA

MOST RECENT REVISION	DATE
0	02.26.2026

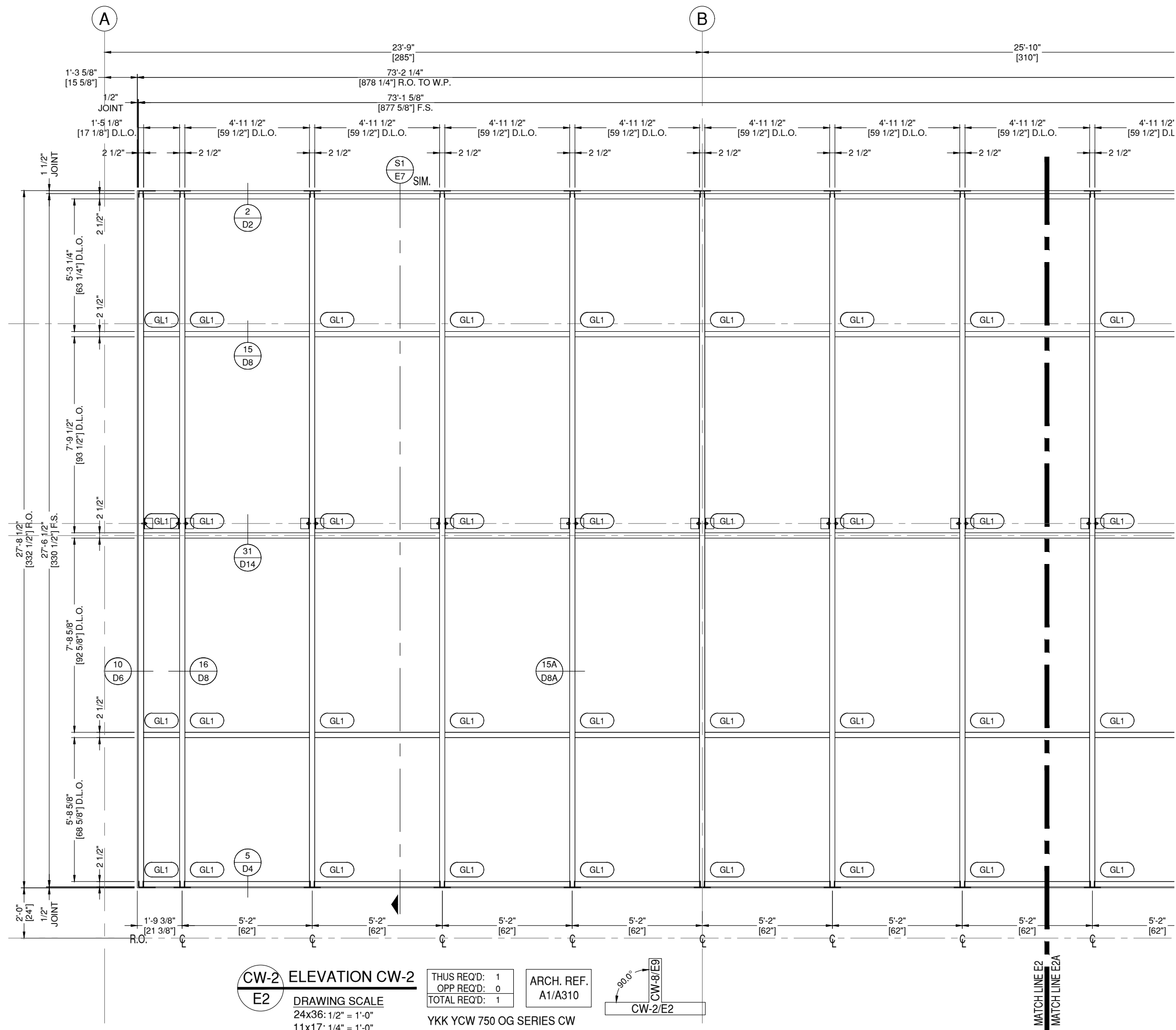
PROJECT NUMBER:  
**26-050E**

PROJECT NAME  
**MORTON TRAVEL PLAZA**

SHEET DESCRIPTION:  
**ELEVATIONS**

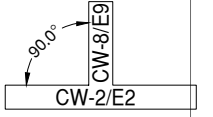
SHEET:  
**E1**

NOTE:  
ALL DIMENSIONS TO BE FIELD  
VERIFIED PRIOR TO FABRICATION



**CW-2 ELEVATION CW-2**  
E2  
DRAWING SCALE  
24x36: 1/2" = 1'-0"  
11x17: 1/4" = 1'-0"

THUS REQ'D: 1  
OPP REQ'D: 0  
TOTAL REQ'D: 1  
ARCH. REF.  
A1/A310  
YKK YCW 750 OG SERIES CW  
FINISH: BLACK ANODIZED



MATCH LINE E2  
MATCH LINE E2A

# GLAZING CONTRACTOR

999 STREET, ST  
CITY, STATE 99999  
PH: 999.999.9999



www.MPDRAFTING.com  
P: 248.522.7096  
F: 248.522.7030

## ARCHITECT

HNTB  
715 KIRK DR.  
KANSAS CITY, MO 64105

## STAMP AREA

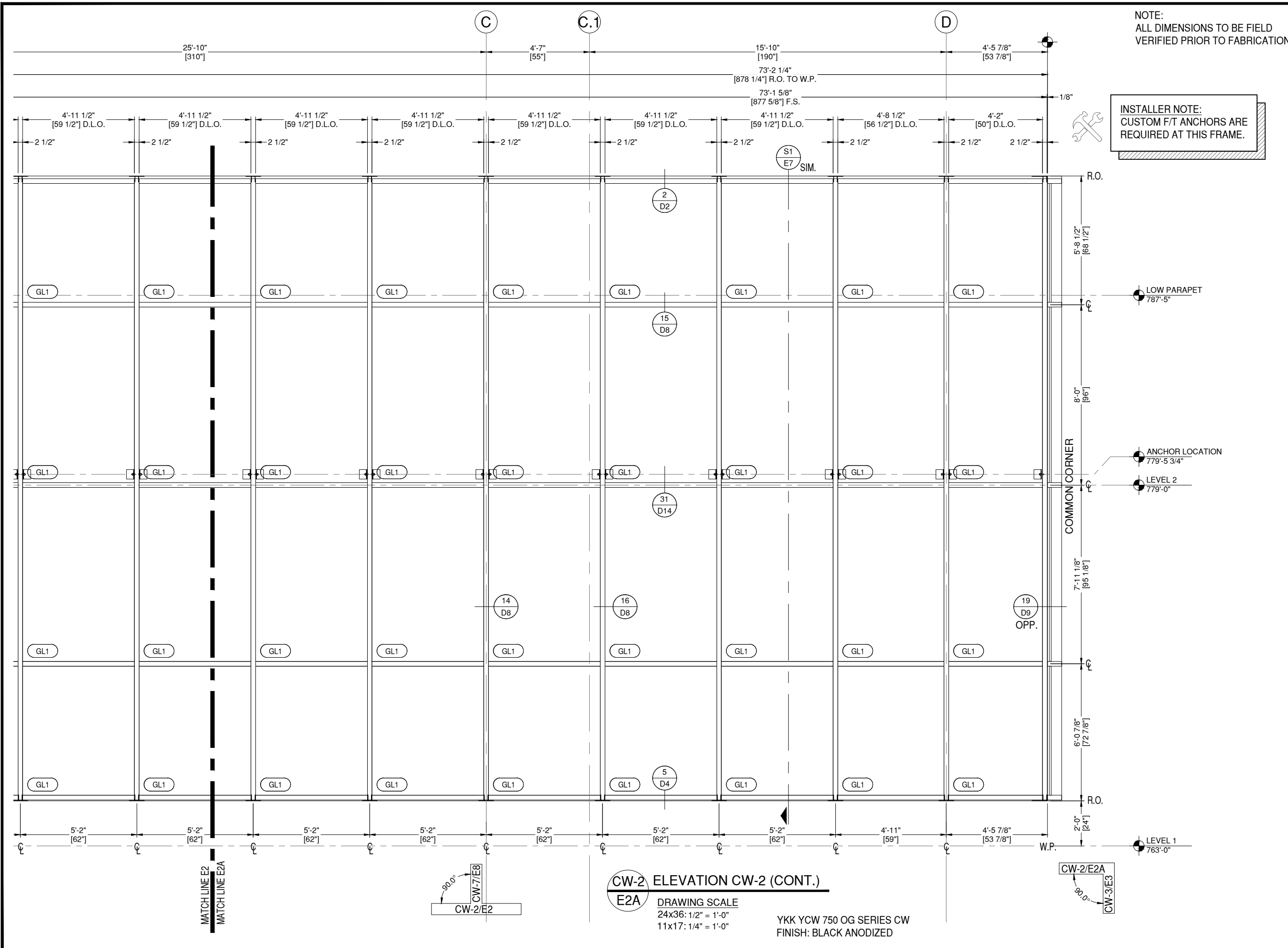
MOST RECENT REVISION	DATE
0	02.26.2026

PROJECT NUMBER:  
**26-050E**

PROJECT NAME  
**MORTON TRAVEL PLAZA**

SHEET DESCRIPTION:  
**ELEVATIONS**

SHEET:  
**E2**



NOTE:  
ALL DIMENSIONS TO BE FIELD  
VERIFIED PRIOR TO FABRICATION

INSTALLER NOTE:  
CUSTOM F/T ANCHORS ARE  
REQUIRED AT THIS FRAME.

# GLAZING CONTRACTOR

999 STREET, ST  
CITY, STATE 99999  
PH: 999.999.9999

**MP** drafting  
& design  
www.MPDRAFTING.com  
P: 248.522.7096  
F: 248.522.7030

**ARCHITECT**  
HNTB  
715 KIRK DR.  
KANSAS CITY, MO 64105

## STAMP AREA

MOST RECENT REVISION	DATE
0	02.26.2026

PROJECT NUMBER:  
**26-050E**

PROJECT NAME  
**MORTON TRAVEL PLAZA**

SHEET DESCRIPTION:  
**ELEVATIONS**

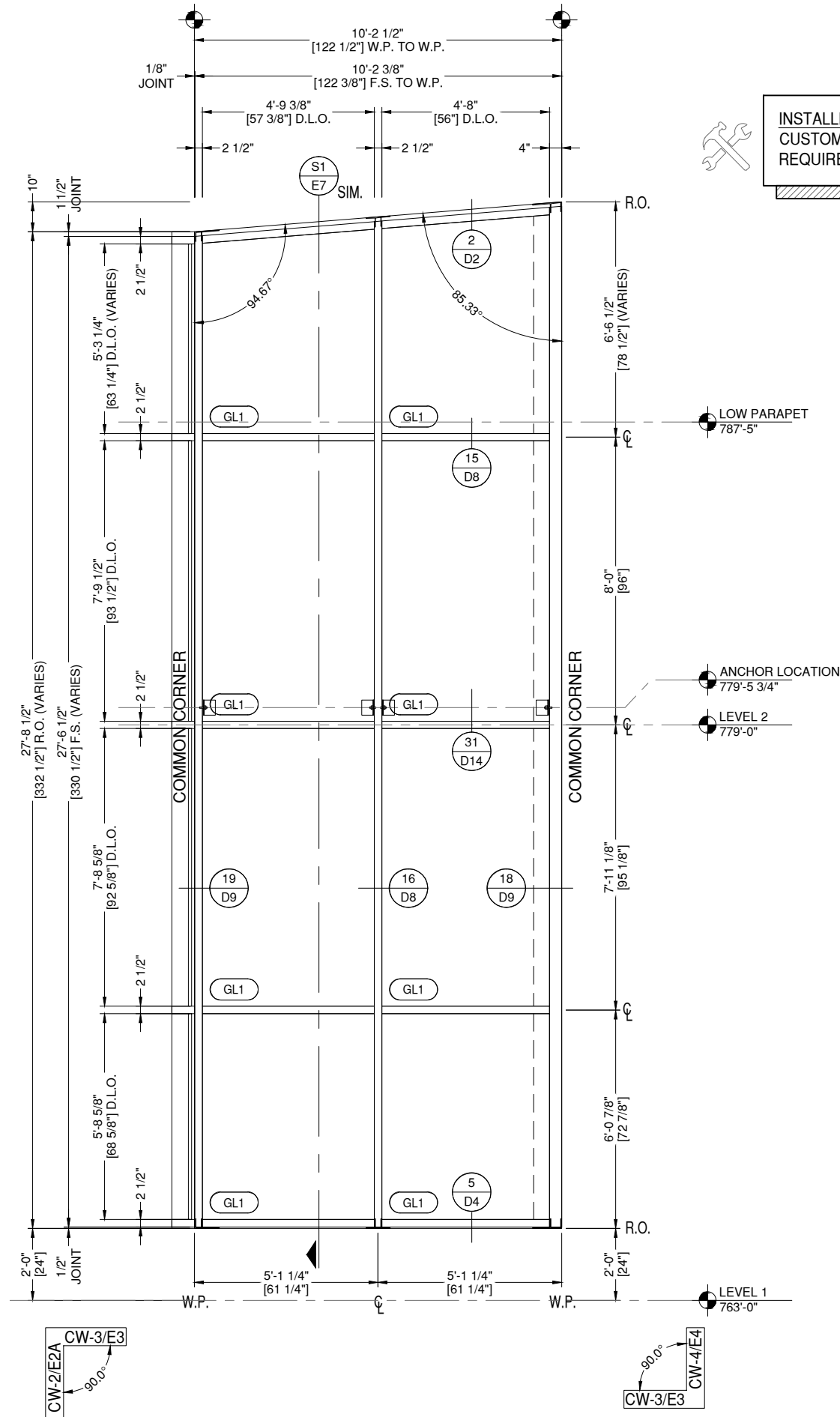
SHEET:  
**E2A**

**CW-2 ELEVATION CW-2 (CONT.)**

**E2A**  
DRAWING SCALE  
24x36: 1/2" = 1'-0"  
11x17: 1/4" = 1'-0"

YKK YCW 750 OG SERIES CW  
FINISH: BLACK ANODIZED

NOTE:  
ALL DIMENSIONS TO BE FIELD  
VERIFIED PRIOR TO FABRICATION



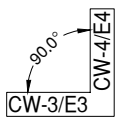
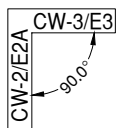
**INSTALLER NOTE:**  
CUSTOM F/T ANCHORS ARE  
REQUIRED AT THIS FRAME.

**CW-3 ELEVATION CW-3**  
**E3**  
DRAWING SCALE  
24x36: 1/2" = 1'-0"  
11x17: 1/4" = 1'-0"

THUS REQ'D:	1
OPP REQ'D:	0
TOTAL REQ'D:	1

ARCH. REF.  
F1/A310

YKK YCW 750 OG SERIES CW  
FINISH: BLACK ANODIZED



# GLAZING CONTRACTOR

999 STREET, ST  
CITY, STATE 99999  
PH: 999.999.9999



www.MPDRAFTING.com  
P: 248.522.7096  
F: 248.522.7030

## ARCHITECT

HNTB  
715 KIRK DR.  
KANSAS CITY, MO 64105

## STAMP AREA

MOST RECENT REVISION	DATE
0	02.26.2026

PROJECT NUMBER:  
**26-050E**

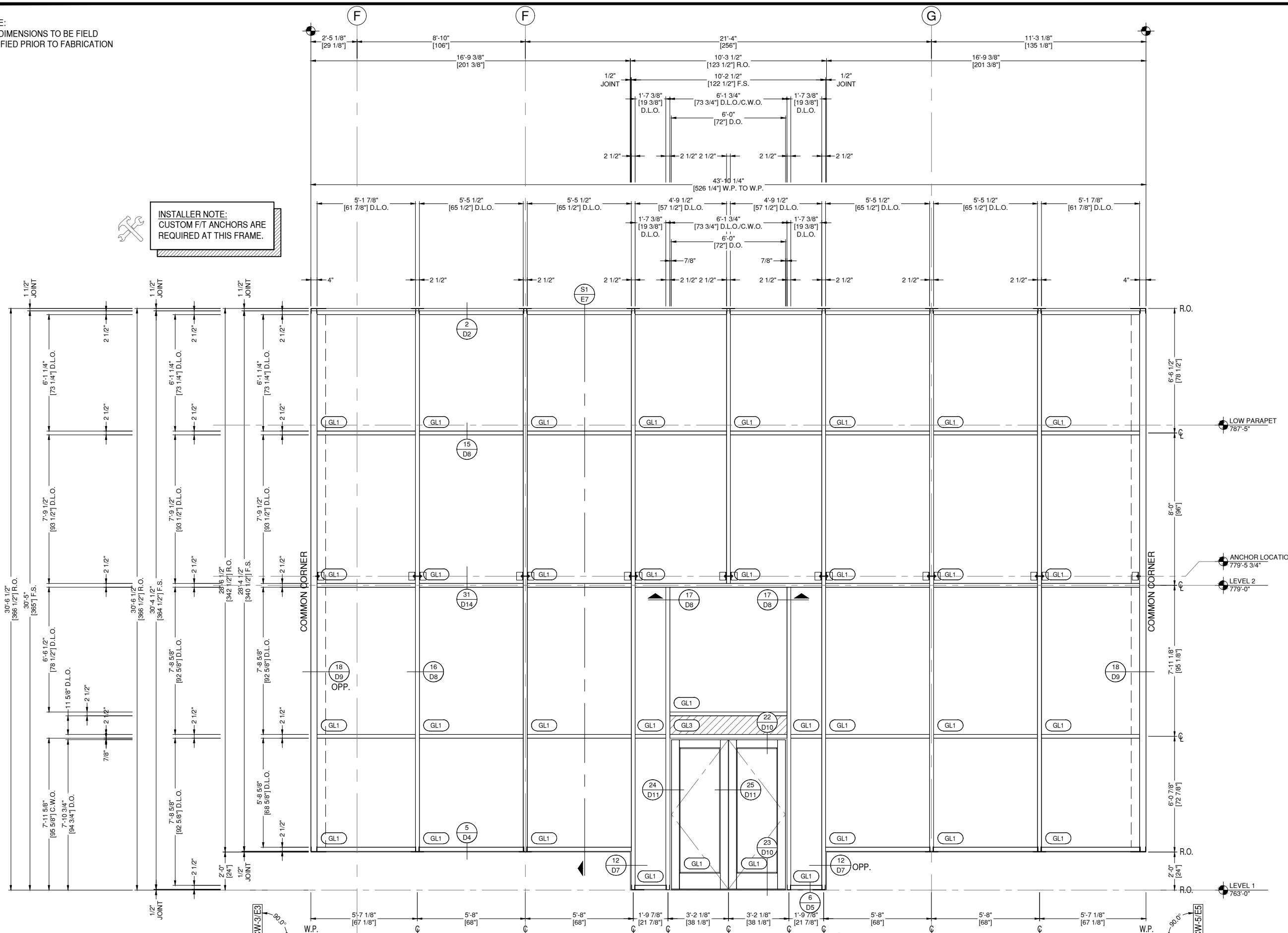
PROJECT NAME  
**MORTON TRAVEL PLAZA**

SHEET DESCRIPTION:  
**ELEVATIONS**

SHEET:  
**E3**

NOTE:  
ALL DIMENSIONS TO BE FIELD  
VERIFIED PRIOR TO FABRICATION

INSTALLER NOTE:  
CUSTOM F/T ANCHORS ARE  
REQUIRED AT THIS FRAME.



# GLAZING CONTRACTOR

999 STREET, ST  
CITY, STATE 99999  
PH: 999.999.9999



www.MPDRAFTING.com

P: 248.522.7096  
F: 248.522.7030

## ARCHITECT

HNTB  
715 KIRK DR.  
KANSAS CITY, MO 64105

## STAMP AREA

MOST RECENT REVISION	DATE
0	02.26.2026

PROJECT NUMBER:  
**26-050E**

PROJECT NAME  
**MORTON TRAVEL PLAZA**

SHEET DESCRIPTION:  
**ELEVATIONS**

SHEET:  
**E4**

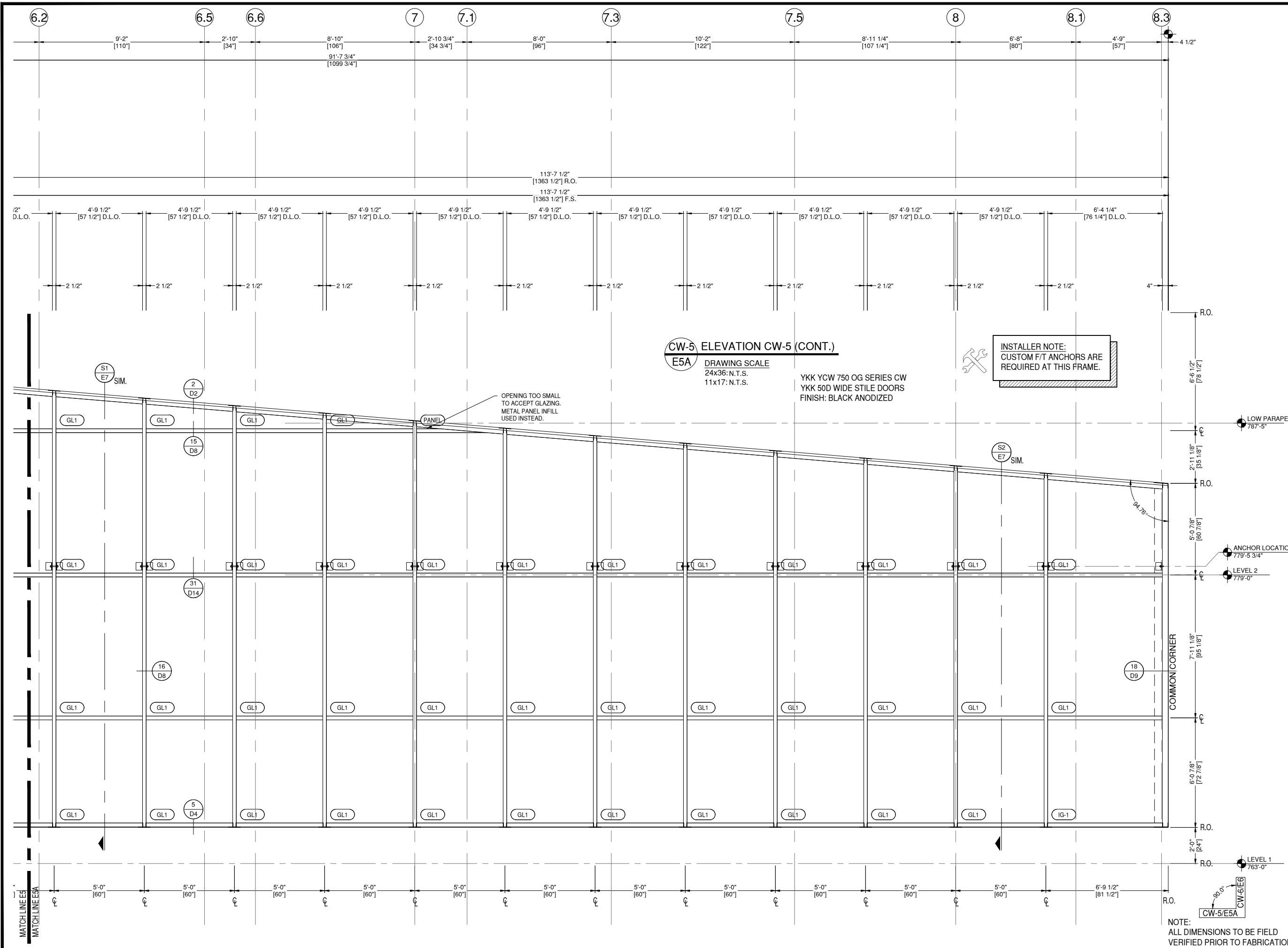
**CW-4 ELEVATION CW-4**  
**E4**

DRAWING SCALE  
24x36: N.T.S.  
11x17: N.T.S.

THUS REQ'D: 1	ARCH. REF. A1/A310	HW SET: 1.1
OPP REQ'D: 0		
TOTAL REQ'D: 1		

YKK YCW 750 OG SERIES CW  
YKK 50D WIDE STILE DOORS  
FINISH: BLACK ANODIZED





# GLAZING CONTRACTOR

999 STREET, ST  
 CITY, STATE 99999  
 PH: 999.999.9999

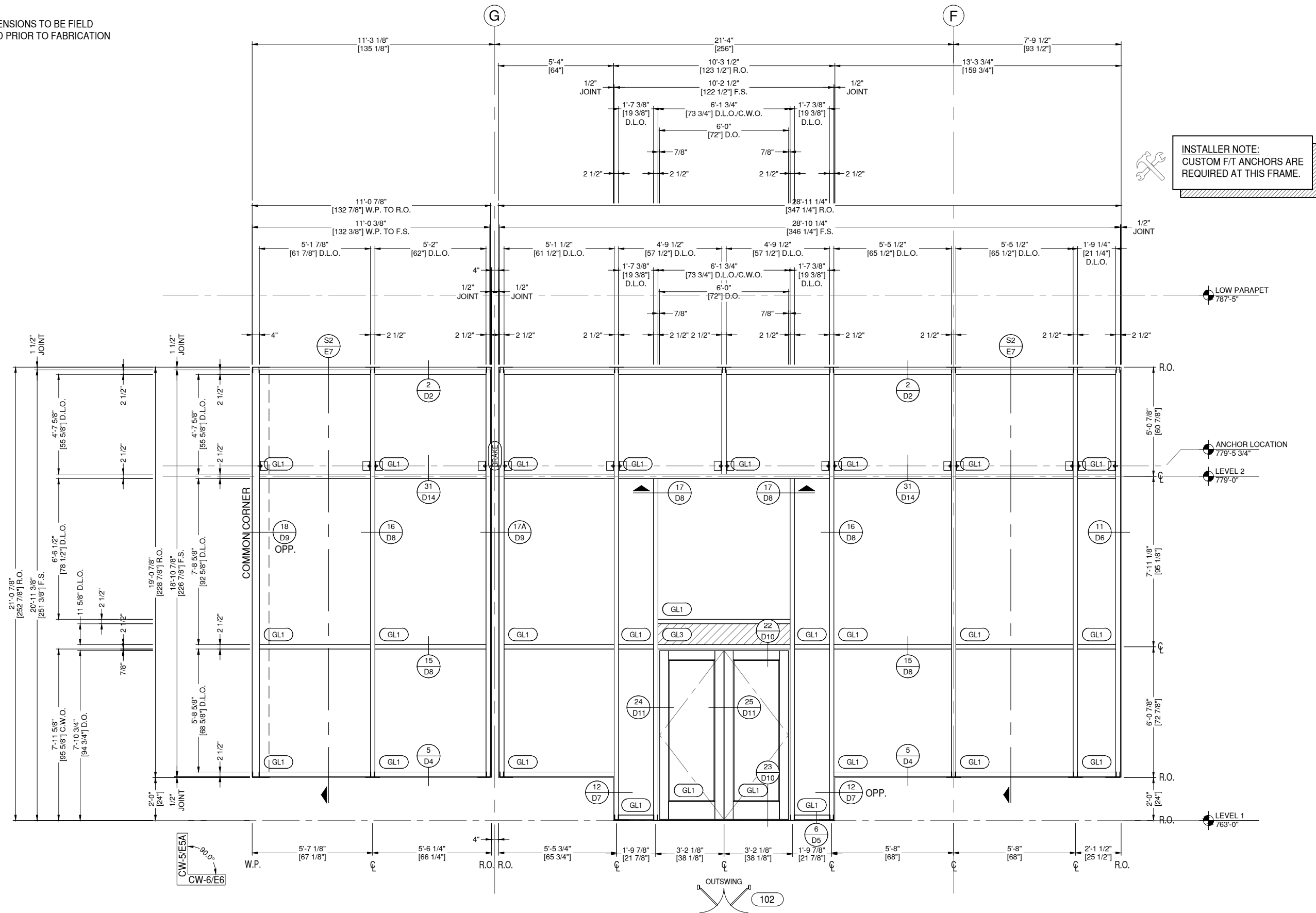
**MP drafting & design**  
 www.MPDRAFTING.com  
 P: 248.522.7096  
 F: 248.522.7030

**ARCHITECT**  
 HNTB  
 715 KIRK DR.  
 KANSAS CITY, MO 64105

## STAMP AREA

<b>MOST RECENT REVISION</b> 0	<b>DATE</b> 02.26.2026
<b>PROJECT NUMBER:</b> 26-050E	
<b>PROJECT NAME</b> MORTON TRAVEL PLAZA	
<b>SHEET DESCRIPTION:</b> ELEVATIONS	
<b>SHEET:</b> <b>E5A</b>	

NOTE:  
ALL DIMENSIONS TO BE FIELD  
VERIFIED PRIOR TO FABRICATION



**INSTALLER NOTE:**  
CUSTOM F/T ANCHORS ARE  
REQUIRED AT THIS FRAME.

# GLAZING CONTRACTOR

999 STREET, ST  
CITY, STATE 99999  
PH: 999.999.9999

## MP drafting & design

www.MPDRAFTING.com  
P: 248.522.7096  
F: 248.522.7030

## ARCHITECT

HNTB  
715 KIRK DR.  
KANSAS CITY, MO 64105

## STAMP AREA

<b>MOST RECENT REVISION</b>	<b>DATE</b>
0	02.26.2026

**PROJECT NUMBER:**  
26-050E

**PROJECT NAME**  
MORTON TRAVEL PLAZA

**SHEET DESCRIPTION:**  
ELEVATIONS

**SHEET:**  
E6

**CW-6 ELEVATION CW-6**  
E6  
DRAWING SCALE  
24x36: N.T.S.  
11x17: N.T.S.

THUS REQ'D:	1	ARCH. REF.	E4/A311
OPP REQ'D:	0		
TOTAL REQ'D:	1		

YKK YCW 750 OG SERIES CW  
FINISH: BLACK ANODIZED

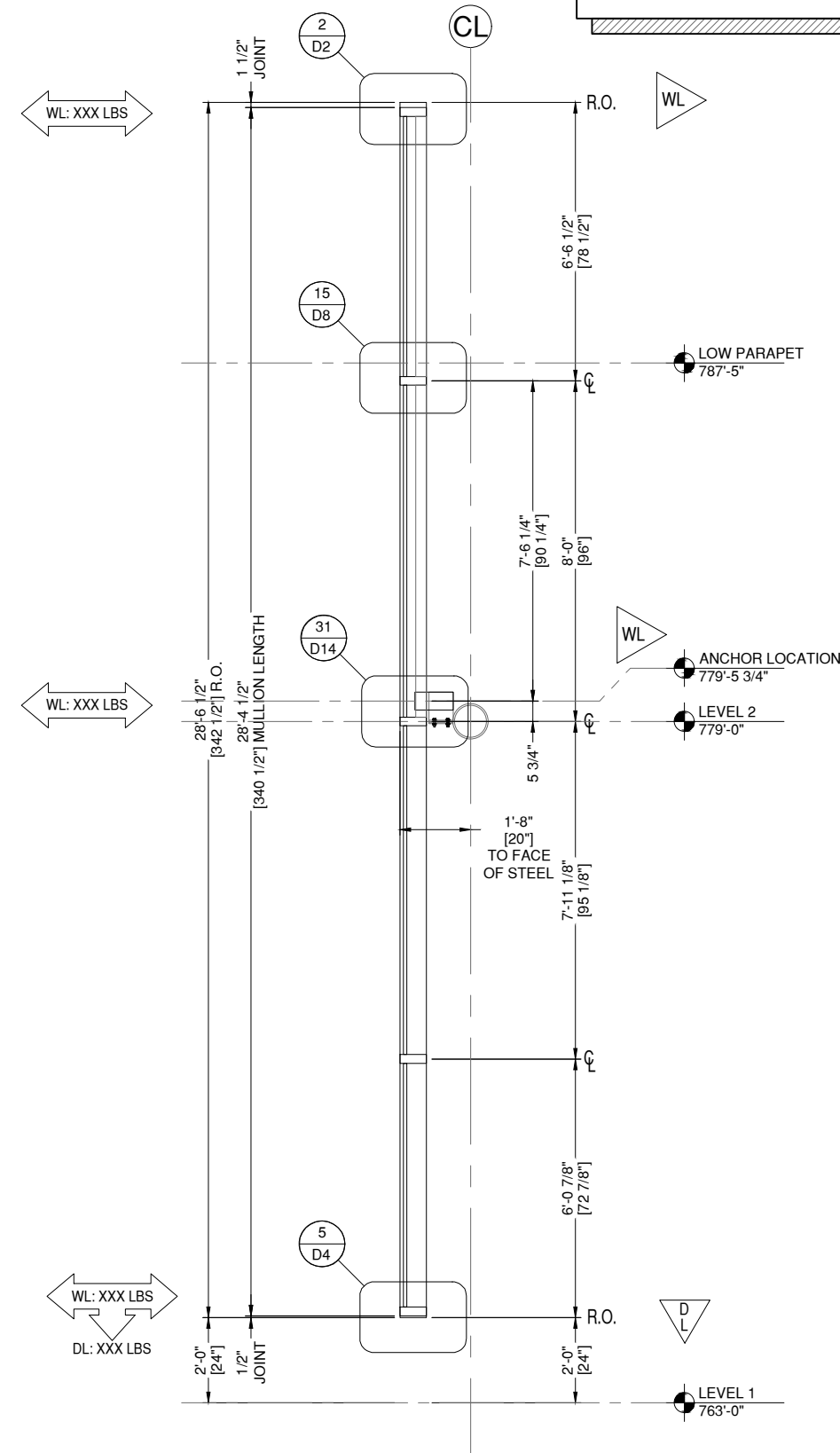
**CW-6A ELEVATION CW-6A**  
E6  
DRAWING SCALE  
24x36: N.T.S.  
11x17: N.T.S.

THUS REQ'D:	1	ARCH. REF.	E4/A311	HW SET:	1.1
OPP REQ'D:	0				
TOTAL REQ'D:	1				

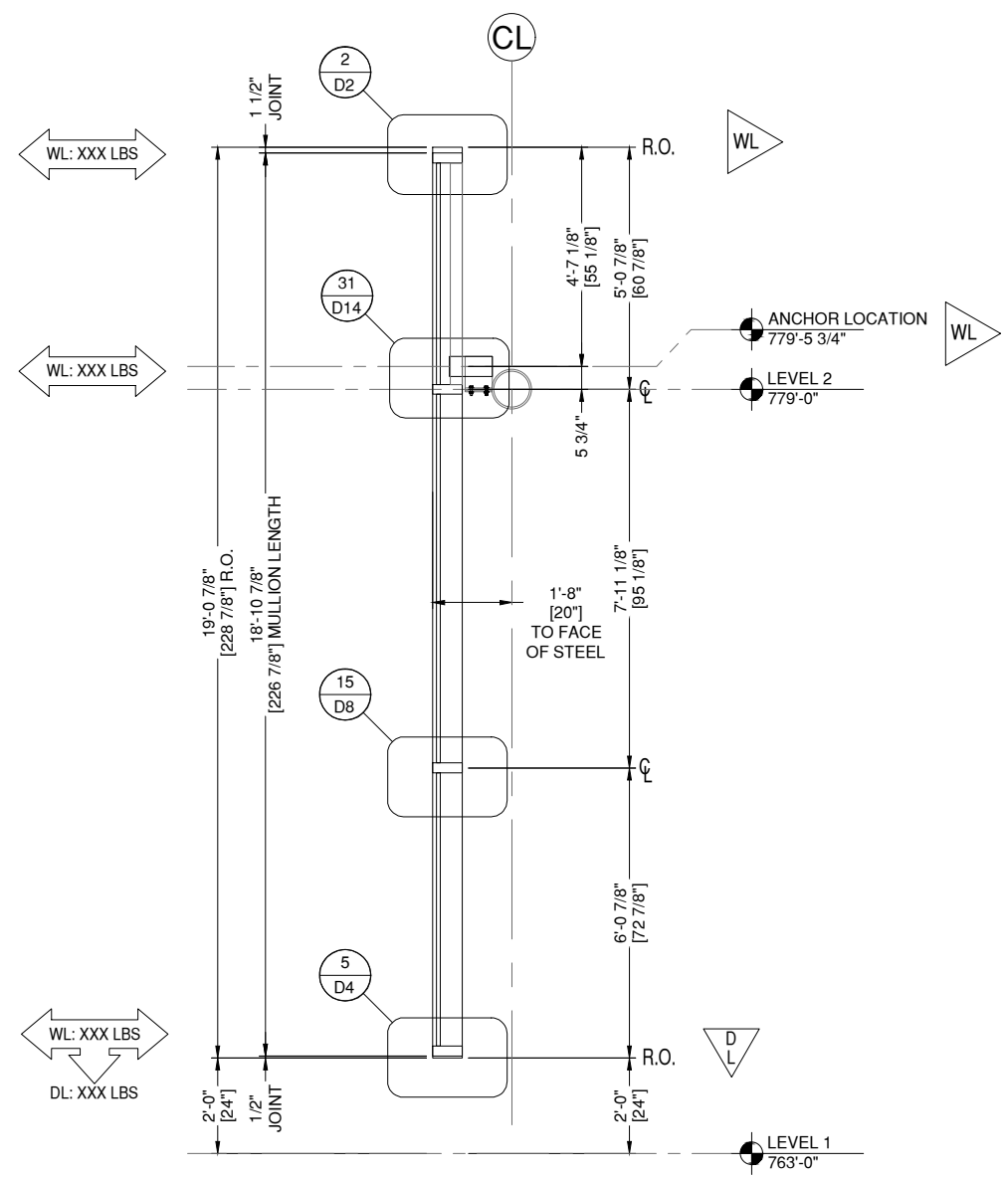
YKK YCW 750 OG SERIES CW  
YKK 50D WIDE STILE DOORS  
FINISH: BLACK ANODIZED

NOTE:  
ALL DIMENSIONS TO BE FIELD  
VERIFIED PRIOR TO FABRICATION

**INSTALLER NOTE:**  
MATERIAL LENGTH IS BETWEEN 24  
FEET AND 30 FEET. CUSTOM LENGTH  
MULLIONS ARE RECOMMENDED.



**S1 SECTION 1**  
E7 DRAWING SCALE  
24x36: 1/2" = 1'-0"  
11x17: 1/4" = 1'-0"  
ARCH. REF. A4/A411



**S2 SECTION 2**  
E7 DRAWING SCALE  
24x36: 1/2" = 1'-0"  
11x17: 1/4" = 1'-0"  
ARCH. REF. A4/A411

**GLAZING  
CONTRACTOR**

999 STREET, ST  
CITY, STATE 99999  
PH: 999.999.9999

**MP drafting  
& design**  
www.MPDRAFTING.com  
P: 248.522.7096  
F: 248.522.7030

**ARCHITECT**

HNTB  
715 KIRK DR.  
KANSAS CITY, MO 64105

**STAMP AREA**

<b>MOST RECENT REVISION</b>	<b>DATE</b>
0	02.26.2026

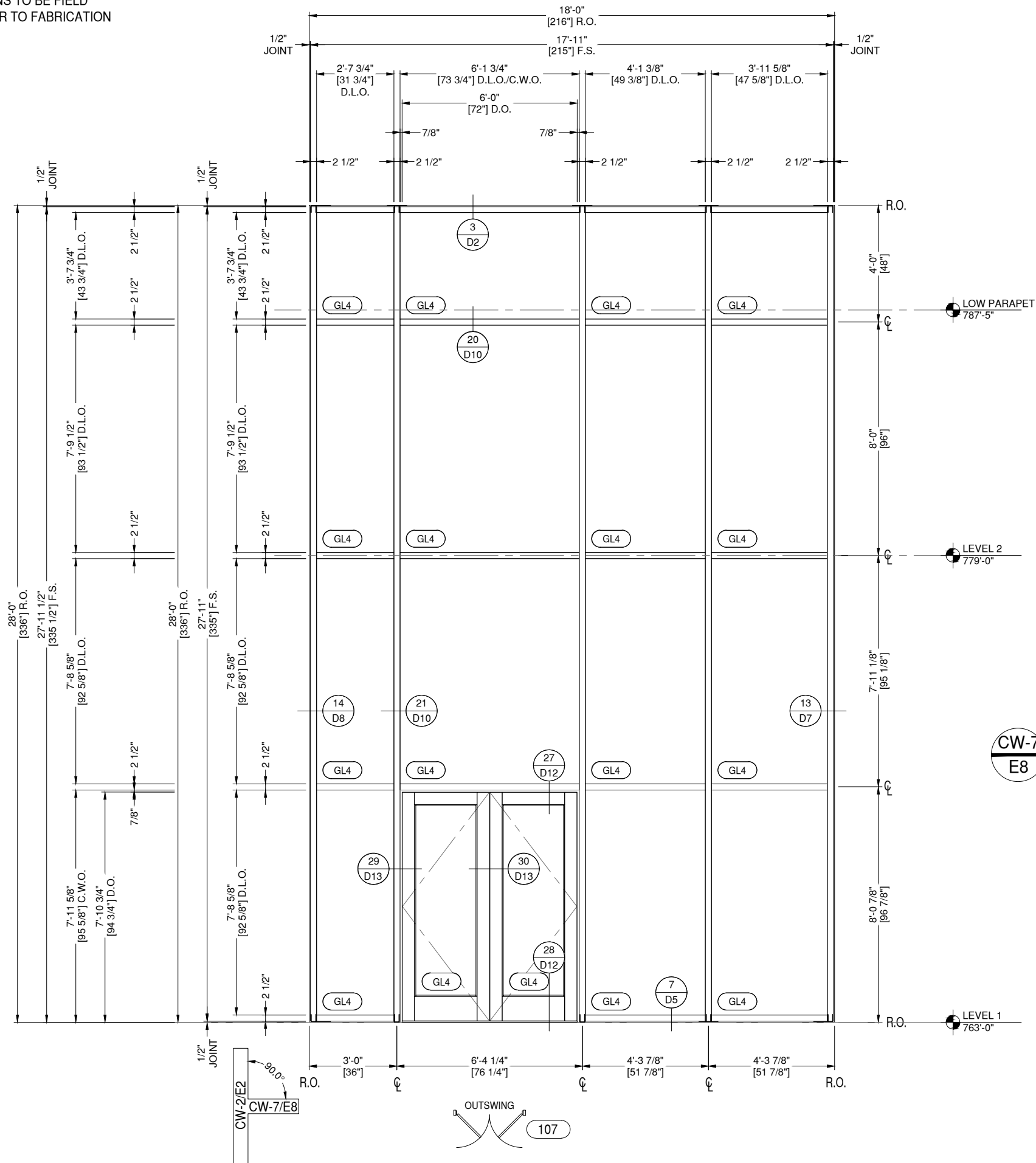
**PROJECT NUMBER:**  
26-050E

**PROJECT NAME**  
MORTON TRAVEL PLAZA

**SHEET DESCRIPTION:**  
ELEVATIONS

**SHEET:**  
**E7**

NOTE:  
ALL DIMENSIONS TO BE FIELD  
VERIFIED PRIOR TO FABRICATION



**CW-7 ELEVATION CW-7**  
**E8**

DRAWING SCALE  
24x36: 1/2" = 1'-0"  
11x17: 1/4" = 1'-0"

THUS REQD:	1
OPP REQD:	0
TOTAL REQD:	1

ARCH. REF.	F1/A700
------------	---------

HW SET:	17.0
---------	------

YKK YCW 750 OG SERIES CW  
YKK 50D WIDE STILE DOORS  
FINISH: BLACK ANODIZED

# GLAZING CONTRACTOR

999 STREET, ST  
CITY, STATE 99999  
PH: 999.999.9999

**MP** drafting & design  
www.MPDRAFTING.com  
P: 248.522.7096  
F: 248.522.7030

## ARCHITECT

HNTB  
715 KIRK DR.  
KANSAS CITY, MO 64105

## STAMP AREA

MOST RECENT REVISION	DATE
0	02.26.2026

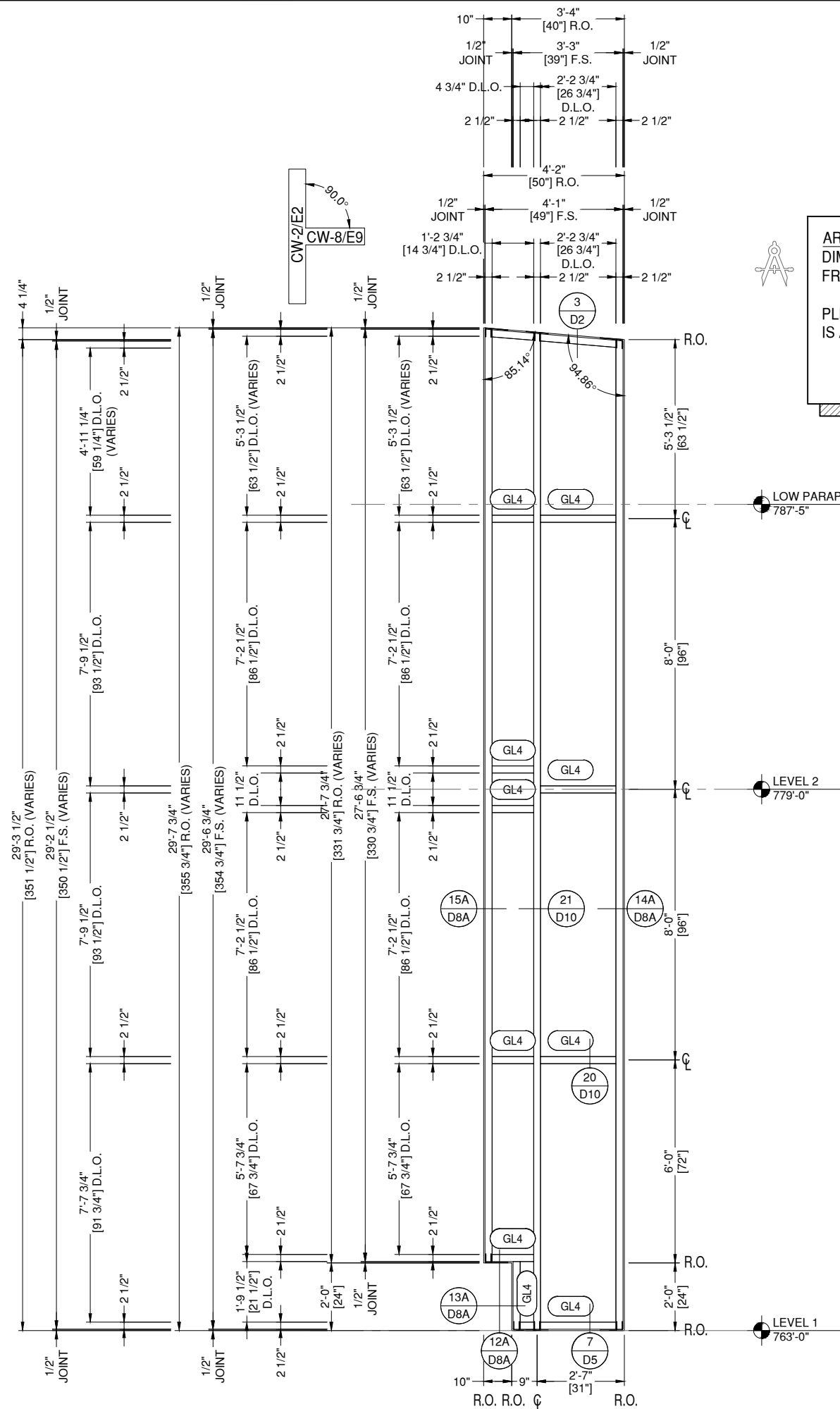
PROJECT NUMBER:  
**26-050E**

PROJECT NAME  
**MORTON TRAVEL PLAZA**

SHEET DESCRIPTION:  
**ELEVATIONS**

SHEET:  
**E8**

NOTE:  
ALL DIMENSIONS TO BE FIELD  
VERIFIED PRIOR TO FABRICATION



ARCHITECT NOTE:  
DIMENSIONS HAVE BEEN SCALED  
FROM PDF.

PLEASE CONFIRM THIS LAYOUT  
IS ACCEPTABLE

YES  NO

INSTALLER NOTE:  
CUSTOM F/T ANCHORS  
ARE REQUIRED AT THE  
HEAD OF THIS FRAME.

**CW-8 ELEVATION CW-8**  
**E9**

DRAWING SCALE  
24x36: 1/2" = 1'-0"  
11x17: 1/4" = 1'-0"

THUS REQ'D:	1
OPP REQ'D:	0
TOTAL REQ'D:	1

ARCH. REF.  
A3/A702

YKK YCW 750 OG SERIES CW  
FINISH: BLACK ANODIZED

# GLAZING CONTRACTOR

999 STREET, ST  
CITY, STATE 99999  
PH: 999.999.9999



www.MPDRAFTING.com  
P: 248.522.7096  
F: 248.522.7030

## ARCHITECT

HNTB  
715 KIRK DR.  
KANSAS CITY, MO 64105

## STAMP AREA

MOST RECENT REVISION	DATE
0	02.26.2026

PROJECT NUMBER:  
**26-050E**

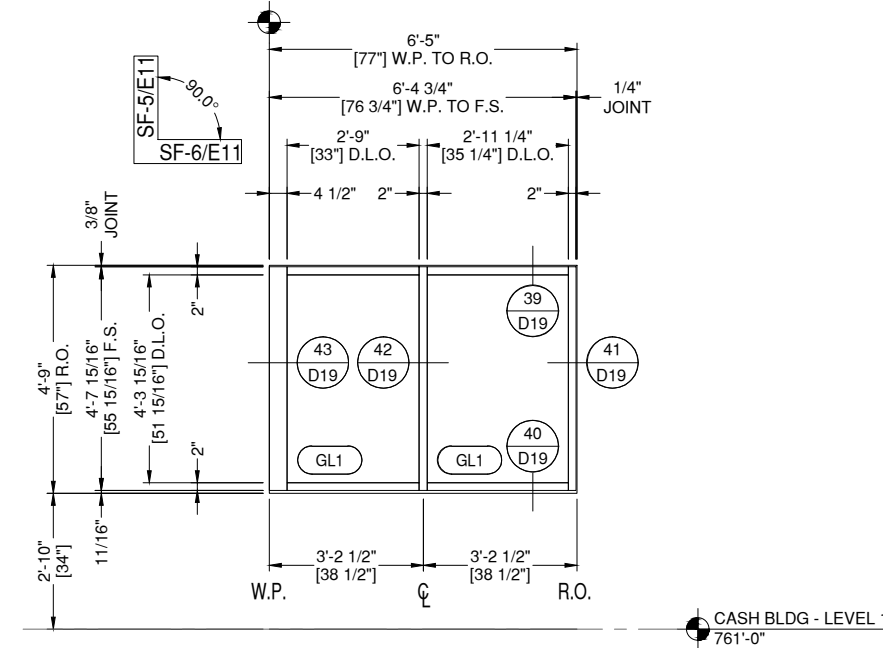
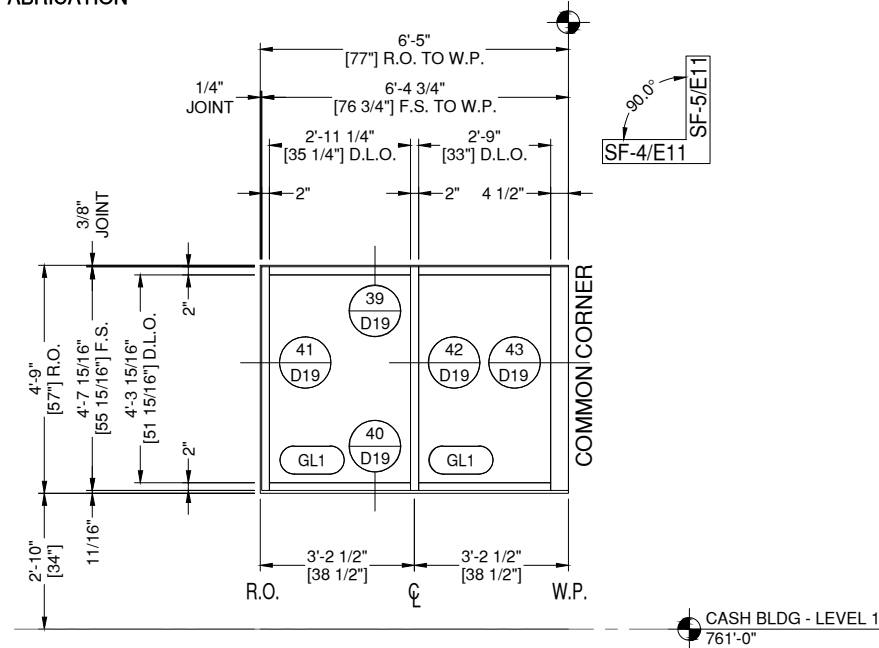
PROJECT NAME  
**MORTON TRAVEL PLAZA**

SHEET DESCRIPTION:  
**ELEVATIONS**

SHEET:  
**E9**



NOTE:  
ALL DIMENSIONS TO BE FIELD  
VERIFIED PRIOR TO FABRICATION



**SF-4** ELEVATION SF-4  
**E11** DRAWING SCALE  
24x36: 1/2" = 1'-0"  
11x17: 1/4" = 1'-0"

THUS REQ'D:	1
OPP REQ'D:	0
TOTAL REQ'D:	1

ARCH. REF.  
A3/A316

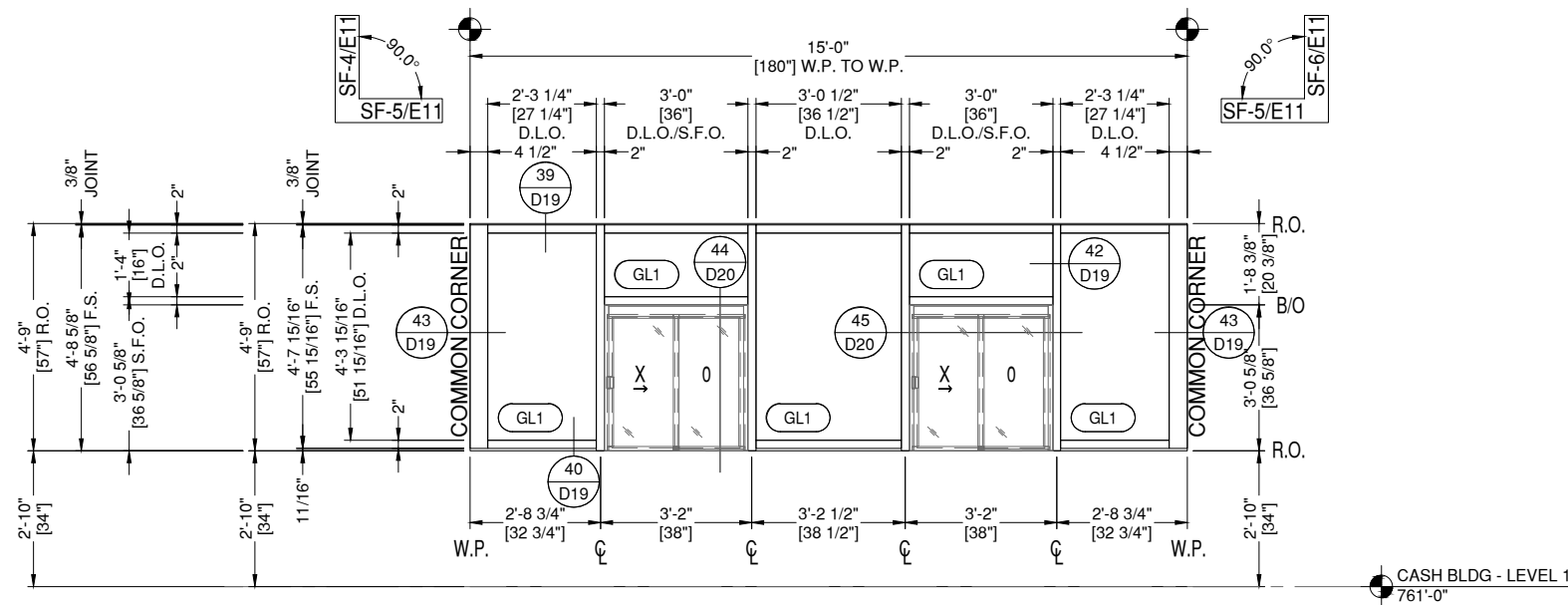
YKK YES 45 TU SERIES SF  
FINISH: BLACK ANODIZED

**SF-6** ELEVATION SF-6  
**E11** DRAWING SCALE  
24x36: 1/2" = 1'-0"  
11x17: 1/4" = 1'-0"

THUS REQ'D:	1
OPP REQ'D:	0
TOTAL REQ'D:	1

ARCH. REF.  
A3/A316

YKK YES 45 TU SERIES SF  
FINISH: BLACK ANODIZED



**SF-5** ELEVATION SF-5  
**E11** DRAWING SCALE  
24x36: 1/2" = 1'-0"  
11x17: 1/4" = 1'-0"

THUS REQ'D:	1
OPP REQ'D:	0
TOTAL REQ'D:	1

ARCH. REF.  
A1/A316

YKK YES 45 TU SERIES SF  
CRL DW1800P TRANSACTION WINDOW  
FINISH: BLACK ANODIZED

# GLAZING CONTRACTOR

999 STREET, ST  
CITY, STATE 99999  
PH: 999.999.9999

**MP** drafting  
& design

www.MPDRAFTING.com  
P: 248.522.7096  
F: 248.522.7030

## ARCHITECT

HNTB

715 KIRK DR.  
KANSAS CITY, MO 64105

## STAMP AREA

MOST RECENT REVISION	DATE
0	02.26.2026

PROJECT NUMBER:  
26-050E

PROJECT NAME  
MORTON TRAVEL PLAZA

SHEET DESCRIPTION:  
ELEVATIONS

SHEET:  
**E11**

NOTE:  
ALL DIMENSIONS TO BE FIELD  
VERIFIED PRIOR TO FABRICATION

# GLAZING CONTRACTOR

999 STREET, ST  
CITY, STATE 99999  
PH: 999.999.9999

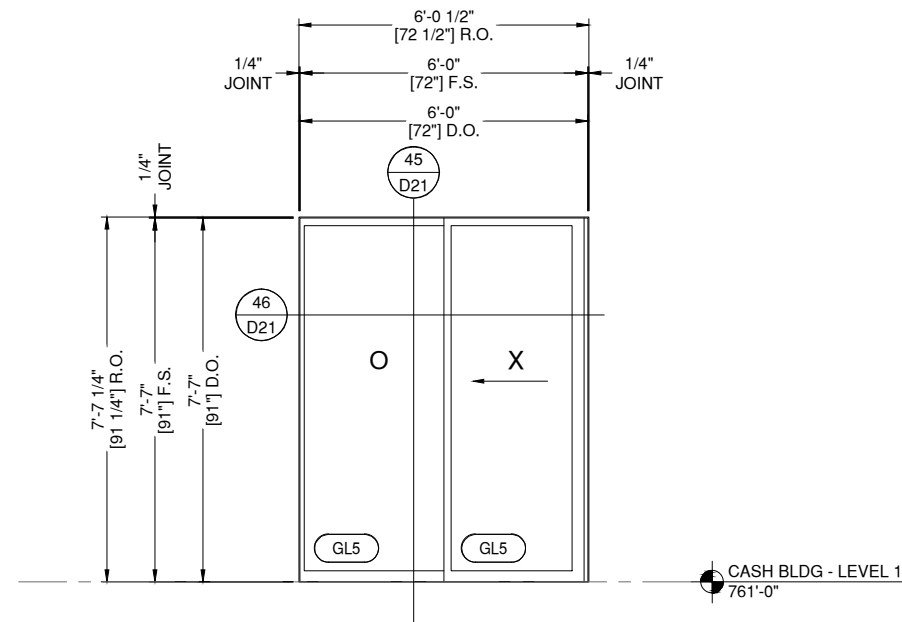


www.MPDRAFTING.com  
P: 248.522.7096  
F: 248.522.7030

## ARCHITECT

HNTB  
715 KIRK DR.  
KANSAS CITY, MO 64105

## STAMP AREA



**SL-1 SLIDING DOOR 1**  
**E12**

**DRAWING SCALE**  
24x36: 1/2" = 1'-0"  
11x17: 1/4" = 1'-0"

THUS REQ'D:	1
OPP REQ'D:	0
TOTAL REQ'D:	1

ARCH. REF.  
D2/A702

KAWNEER 1010 SLIDER DOOR  
FINISH: BLACK ANODIZED

MOST RECENT REVISION	DATE
0	02.26.2026

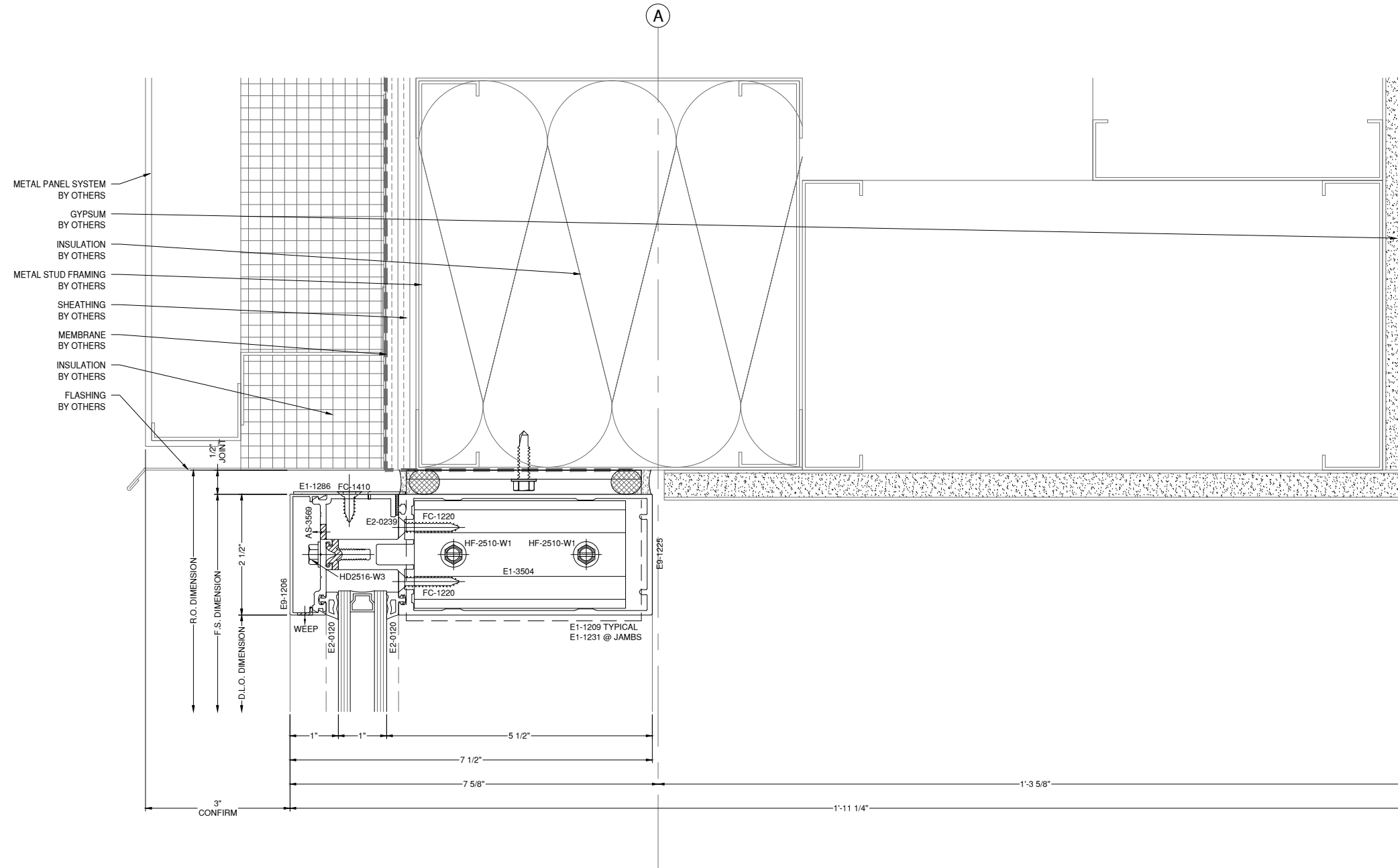
PROJECT NUMBER:  
**26-050E**

PROJECT NAME  
**MORTON TRAVEL PLAZA**

SHEET DESCRIPTION:  
**ELEVATIONS**

SHEET:  
**E12**

NOTE:  
ALL DIMENSIONS TO BE FIELD  
VERIFIED PRIOR TO FABRICATION



1 03 HEAD DETAIL 750 OG  
D1 A614 DRAWING SCALE  
24x36: 3/4:1  
11x17: 3/8:1

NOTE:  
FASTENERS SHOWN FOR LOCATION  
REFERENCE ONLY. FASTENER TYPE, SIZE  
AND SPACING ARE TO BE DETERMINED  
BY THE PROFESSIONAL ENGINEER.

# GLAZING CONTRACTOR

999 STREET, ST  
CITY, STATE 99999  
PH: 999.999.9999

**MP** drafting  
& design

www.MPDRAFTING.com  
P: 248.522.7096  
F: 248.522.7030

## ARCHITECT

HNTB  
715 KIRK DR.  
KANSAS CITY, MO 64105

## STAMP AREA

<b>MOST RECENT REVISION</b>	<b>DATE</b>
0	02.26.2026

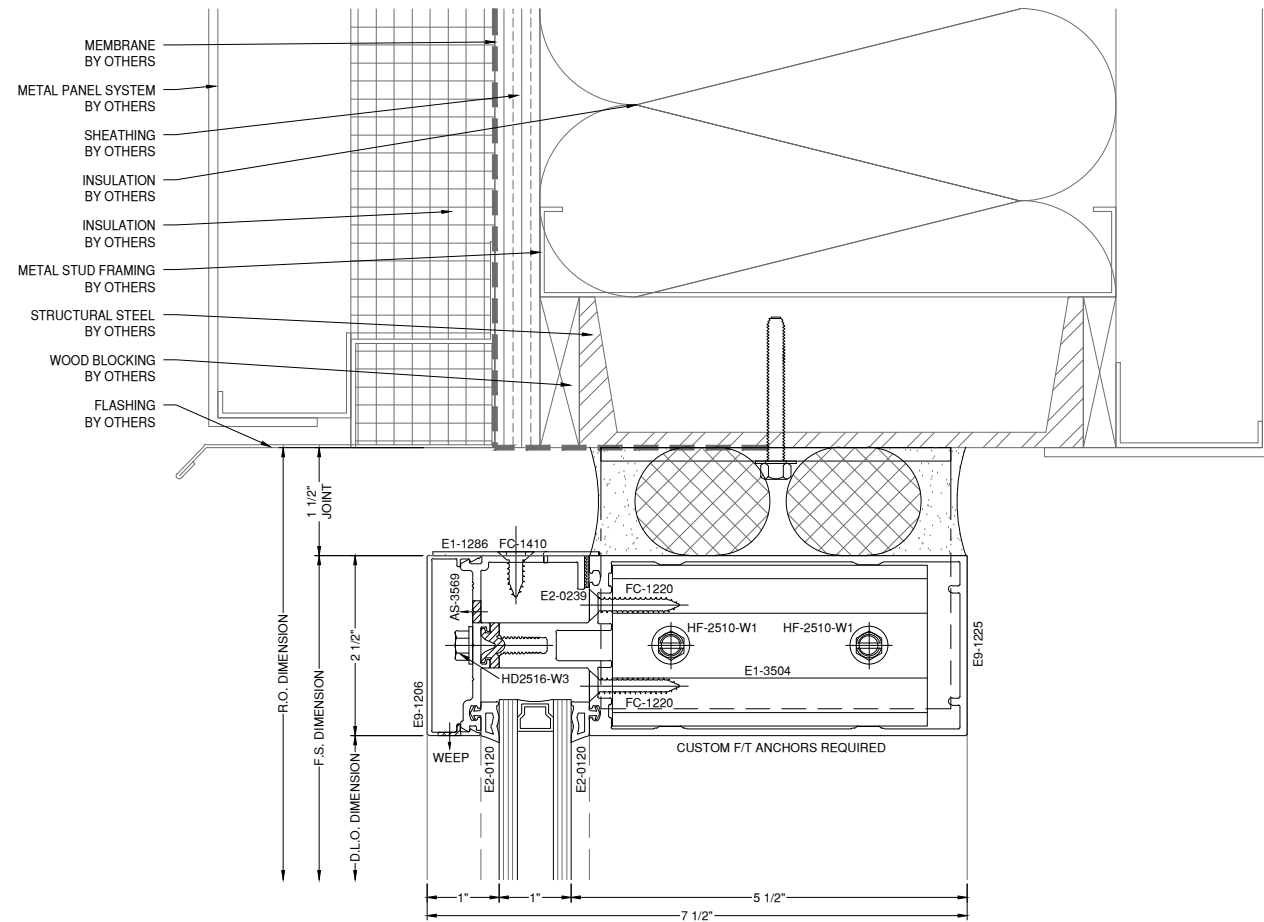
**PROJECT NUMBER:**  
26-050E

**PROJECT NAME**  
MORTON TRAVEL PLAZA

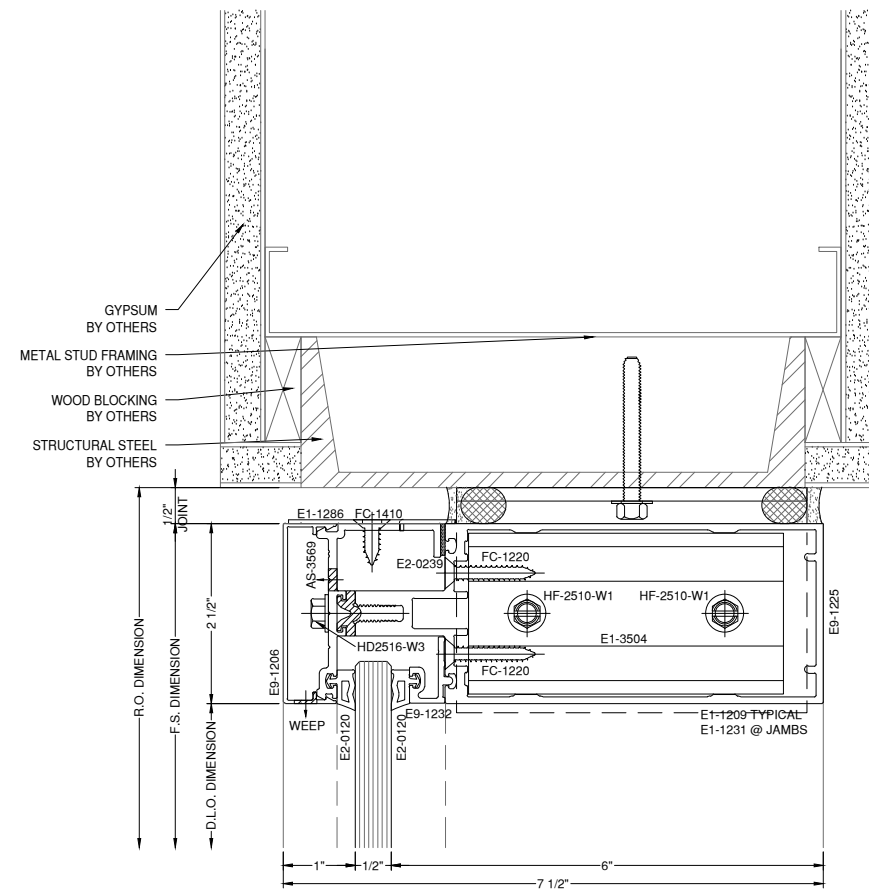
**SHEET DESCRIPTION:**  
DETAILS

**SHEET:**  
D1

NOTE:  
ALL DIMENSIONS TO BE FIELD  
VERIFIED PRIOR TO FABRICATION



**2** HEAD DETAIL  
D2 A620  
DRAWING SCALE  
24x36: 3/4:1  
11x17: 3/8:1  
750 OG



**3** HEAD DETAIL  
D2 A721  
DRAWING SCALE  
24x36: 3/4:1  
11x17: 3/8:1  
750 OG

NOTE:  
FASTENERS SHOWN FOR LOCATION  
REFERENCE ONLY. FASTENER TYPE, SIZE  
AND SPACING ARE TO BE DETERMINED  
BY THE PROFESSIONAL ENGINEER.

# GLAZING CONTRACTOR

999 STREET, ST  
CITY, STATE 99999  
PH: 999.999.9999

**MP** drafting  
& design

www.MPDRAFTING.com  
P: 248.522.7096  
F: 248.522.7030

## ARCHITECT

HNTB  
715 KIRK DR.  
KANSAS CITY, MO 64105

## STAMP AREA

<b>MOST RECENT REVISION</b>	<b>DATE</b>
0	02.26.2026

**PROJECT NUMBER:**  
26-050E

**PROJECT NAME**  
MORTON TRAVEL PLAZA

**SHEET DESCRIPTION:**  
DETAILS

**SHEET:**  
D2

NOTE:  
ALL DIMENSIONS TO BE FIELD  
VERIFIED PRIOR TO FABRICATION

# GLAZING CONTRACTOR

999 STREET, ST  
CITY, STATE 99999  
PH: 999.999.9999

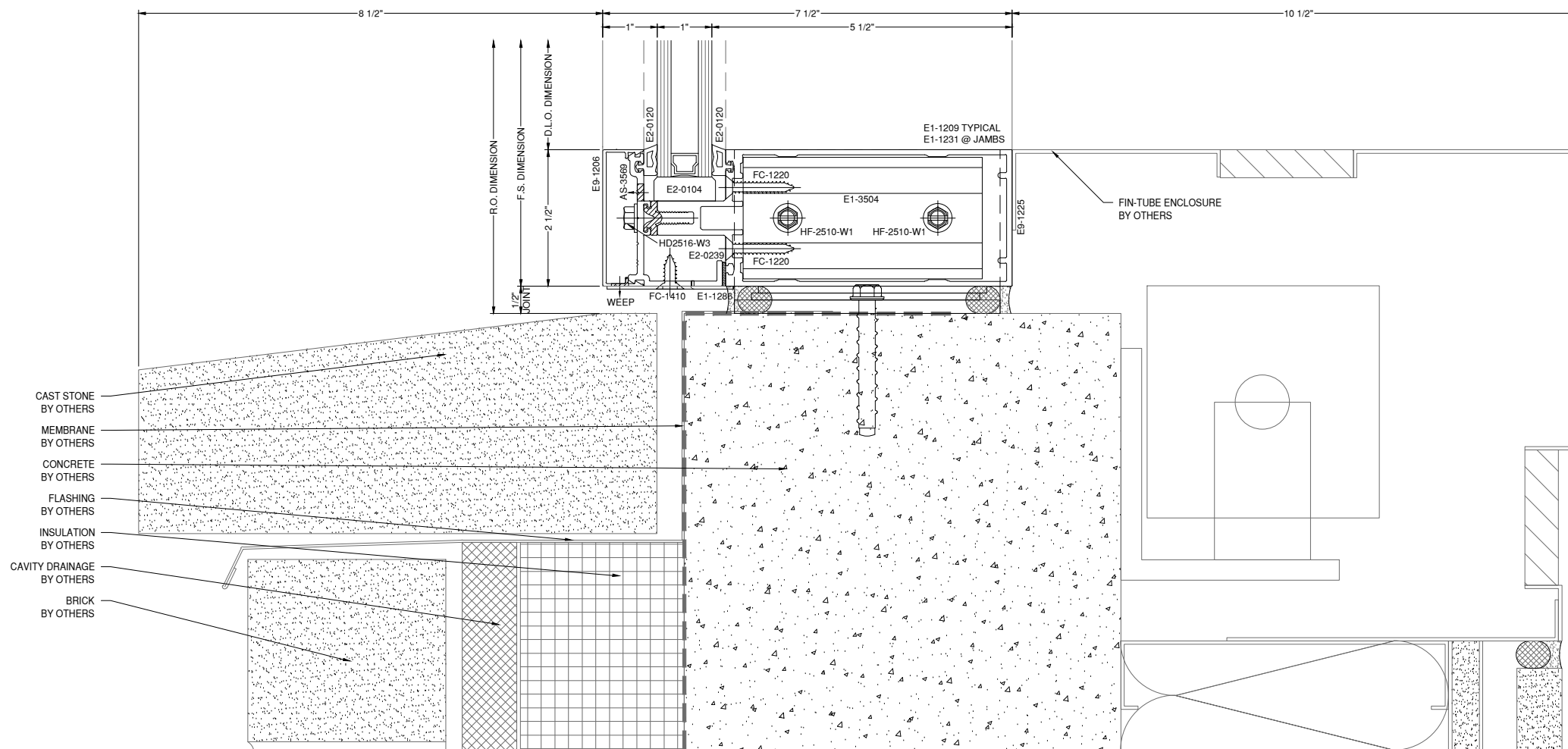
**MP** drafting  
& design

www.MPDRAFTING.com  
P: 248.522.7096  
F: 248.522.7030

## ARCHITECT

HNTB  
715 KIRK DR.  
KANSAS CITY, MO 64105

## STAMP AREA



**SILL DETAIL**  
DRAWING SCALE  
24x36: 3/4:1  
11x17: 3/8:1  
750 OG

NOTE:  
FASTENERS SHOWN FOR LOCATION  
REFERENCE ONLY. FASTENER TYPE, SIZE  
AND SPACING ARE TO BE DETERMINED  
BY THE PROFESSIONAL ENGINEER.

MOST RECENT REVISION	DATE
0	02.26.2026

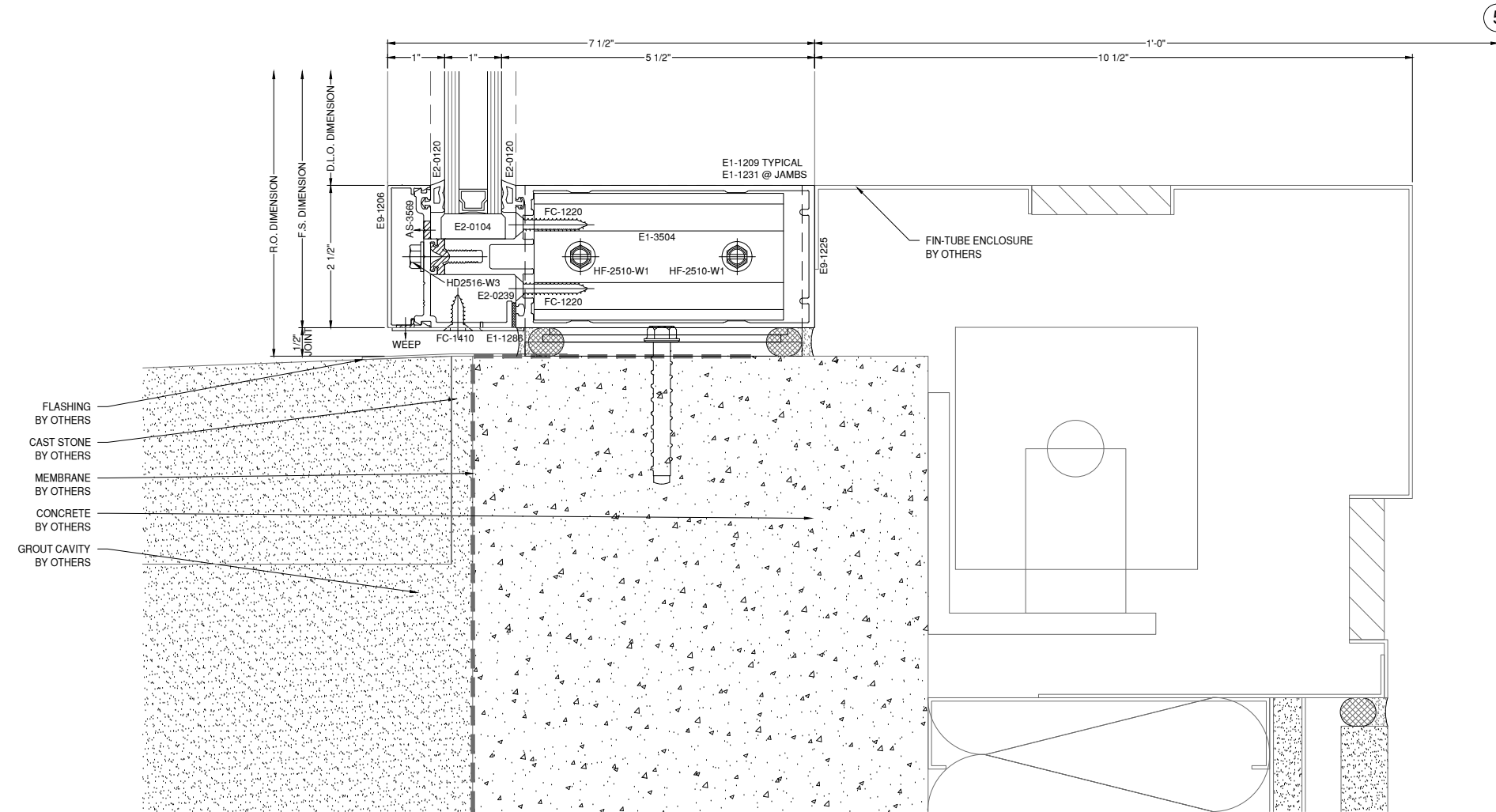
PROJECT NUMBER:  
**26-050E**

PROJECT NAME  
**MORTON TRAVEL PLAZA**

SHEET DESCRIPTION:  
**DETAILS**

SHEET:  
**D3**

NOTE:  
ALL DIMENSIONS TO BE FIELD  
VERIFIED PRIOR TO FABRICATION



5 SILL DETAIL  
DRAWING SCALE  
24x36: 3/4:1  
11x17: 3/8:1  
750 OG

NOTE:  
FASTENERS SHOWN FOR LOCATION  
REFERENCE ONLY. FASTENER TYPE, SIZE  
AND SPACING ARE TO BE DETERMINED  
BY THE PROFESSIONAL ENGINEER.

# GLAZING CONTRACTOR

999 STREET, ST  
CITY, STATE 99999  
PH: 999.999.9999

**MP** drafting  
& design

www.MPDRAFTING.com  
P: 248.522.7096  
F: 248.522.7030

## ARCHITECT

HNTB  
715 KIRK DR.  
KANSAS CITY, MO 64105

## STAMP AREA

<b>MOST RECENT REVISION</b>	<b>DATE</b>
0	02.26.2026

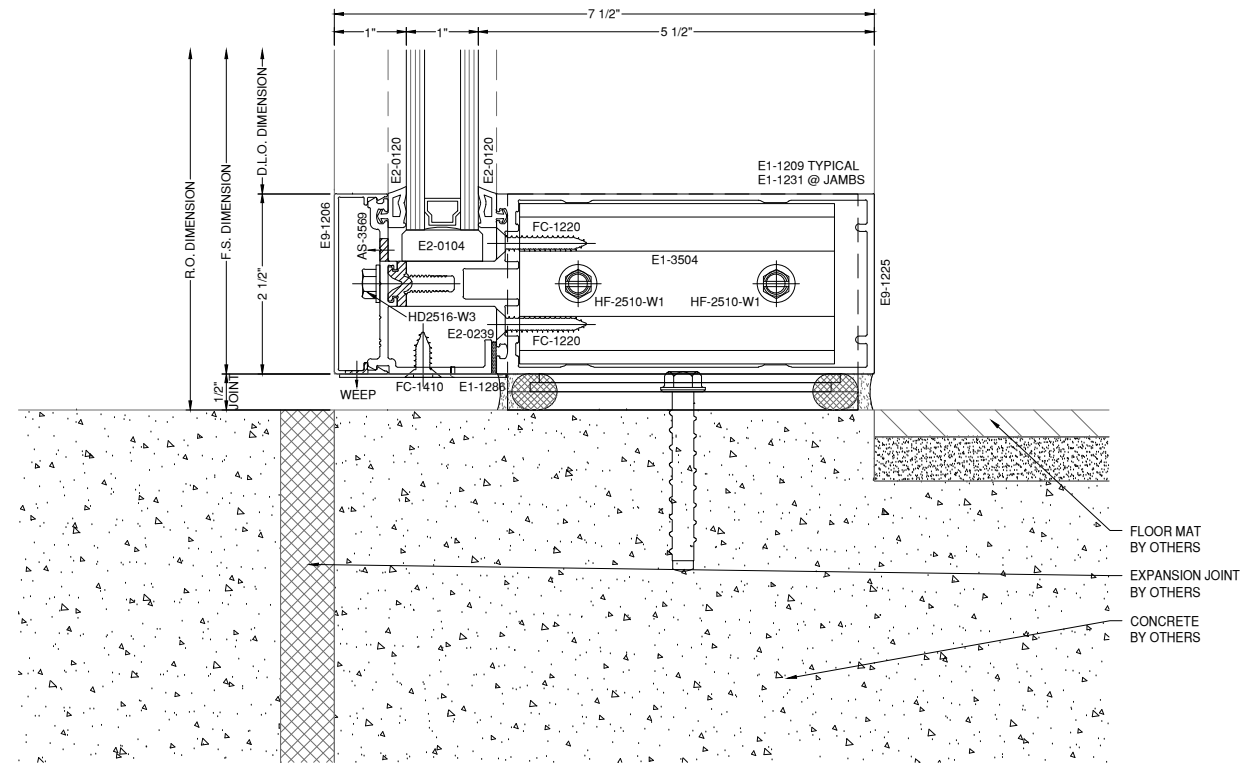
**PROJECT NUMBER:**  
26-050E

**PROJECT NAME**  
MORTON TRAVEL PLAZA

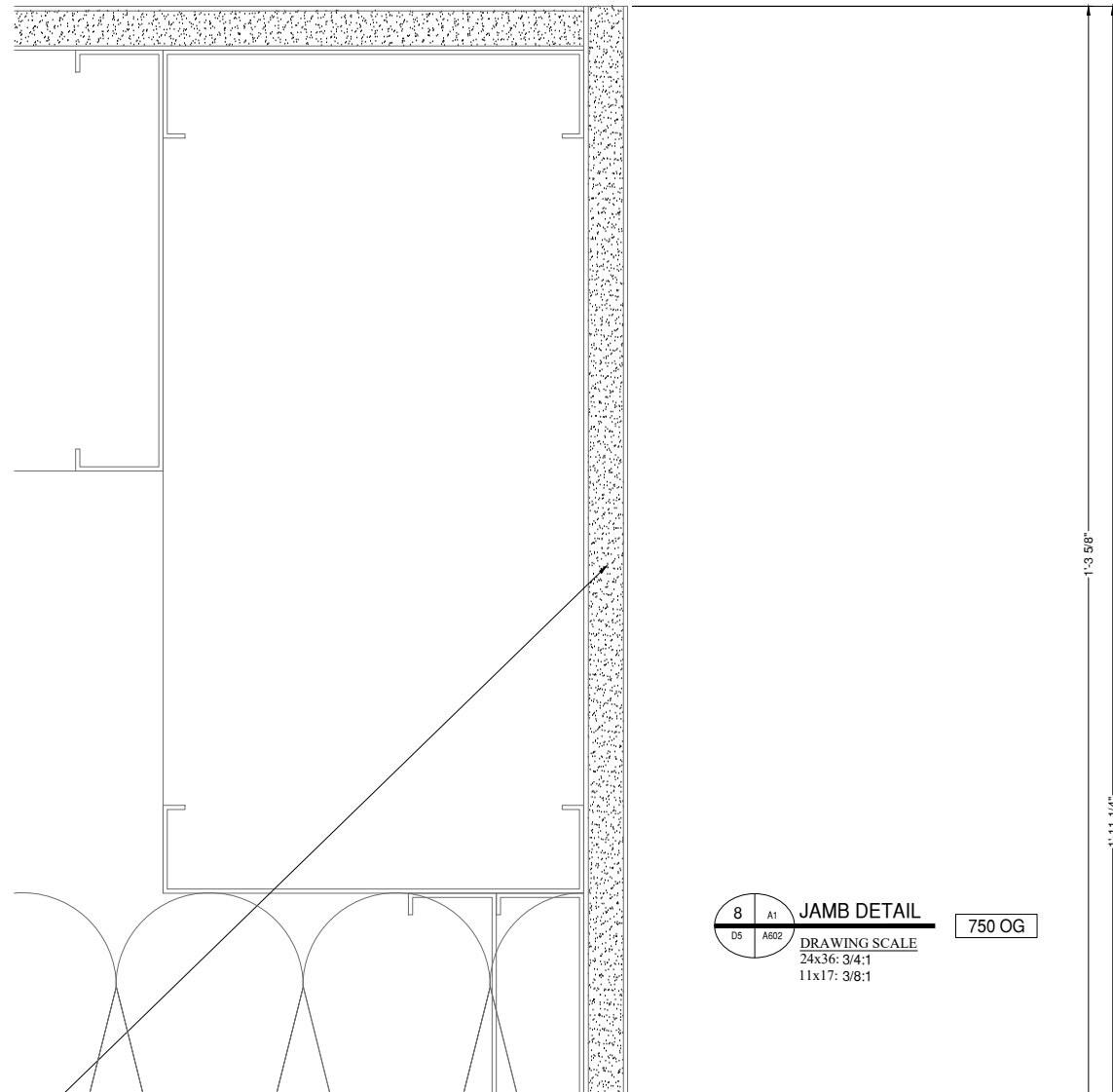
**SHEET DESCRIPTION:**  
DETAILS

**SHEET:**  
D4

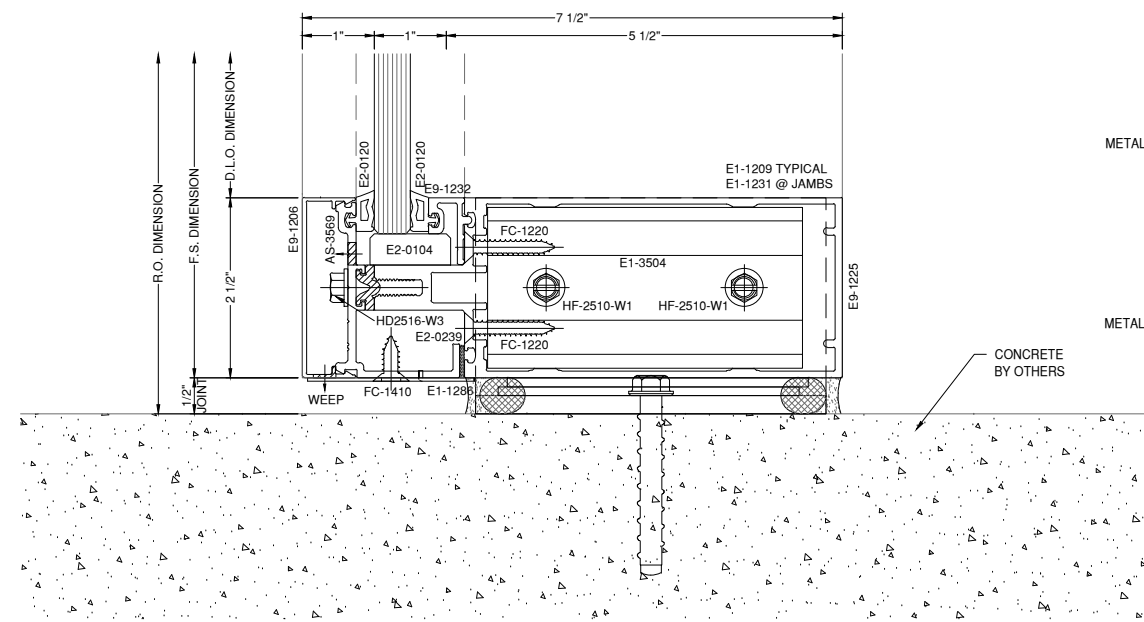
NOTE:  
ALL DIMENSIONS TO BE FIELD  
VERIFIED PRIOR TO FABRICATION



**6** **SILL DETAIL** **750 OG**  
DRAWING SCALE  
24x36: 3/4:1  
11x17: 3/8:1

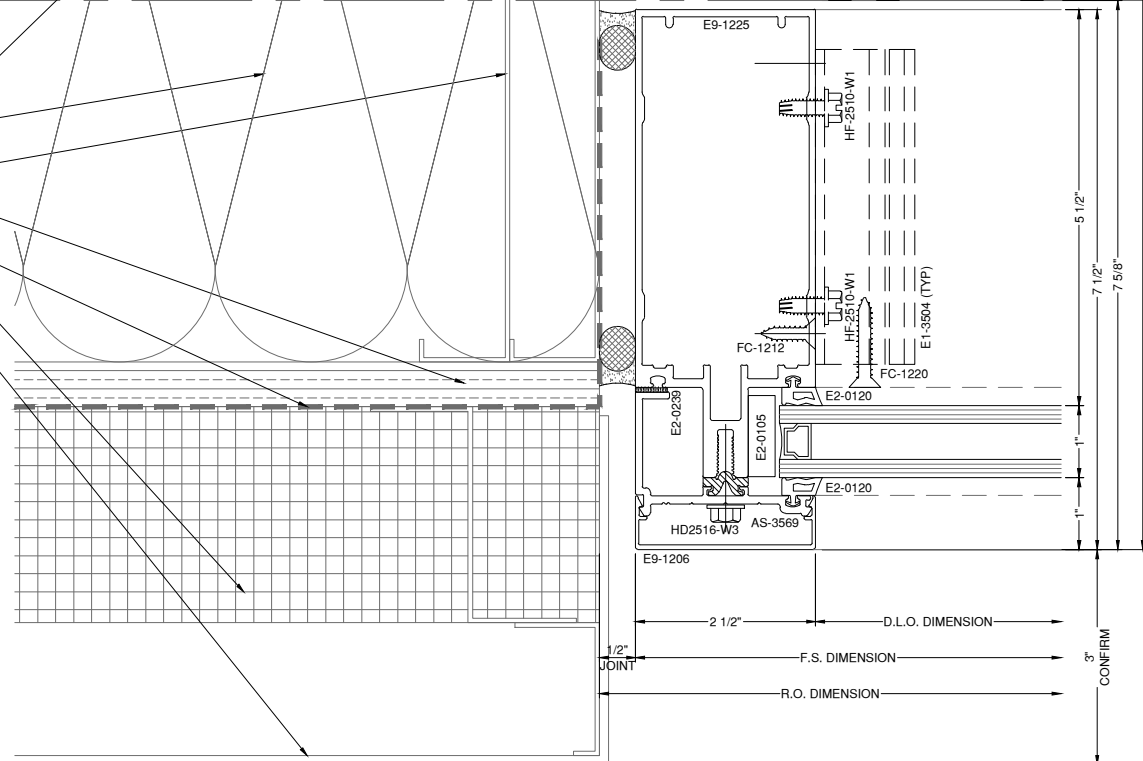


**8** **JAMB DETAIL** **750 OG**  
DRAWING SCALE  
24x36: 3/4:1  
11x17: 3/8:1



**7** **SILL DETAIL** **750 OG**  
DRAWING SCALE  
24x36: 3/4:1  
11x17: 3/8:1

- GYPSUM BY OTHERS
- INSULATION BY OTHERS
- METAL STUD FRAMING BY OTHERS
- SHEATHING BY OTHERS
- MEMBRANE BY OTHERS
- INSULATION BY OTHERS
- METAL PANEL SYSTEM BY OTHERS



NOTE:  
FASTENERS SHOWN FOR LOCATION  
REFERENCE ONLY. FASTENER TYPE, SIZE  
AND SPACING ARE TO BE DETERMINED  
BY THE PROFESSIONAL ENGINEER.

# GLAZING CONTRACTOR

999 STREET, ST  
CITY, STATE 99999  
PH: 999.999.9999

**MP** drafting  
& design  
www.MPDRAFTING.com  
P: 248.522.7096  
F: 248.522.7030

## ARCHITECT

HNTB  
715 KIRK DR.  
KANSAS CITY, MO 64105

## STAMP AREA

MOST RECENT REVISION	DATE
0	02.26.2026

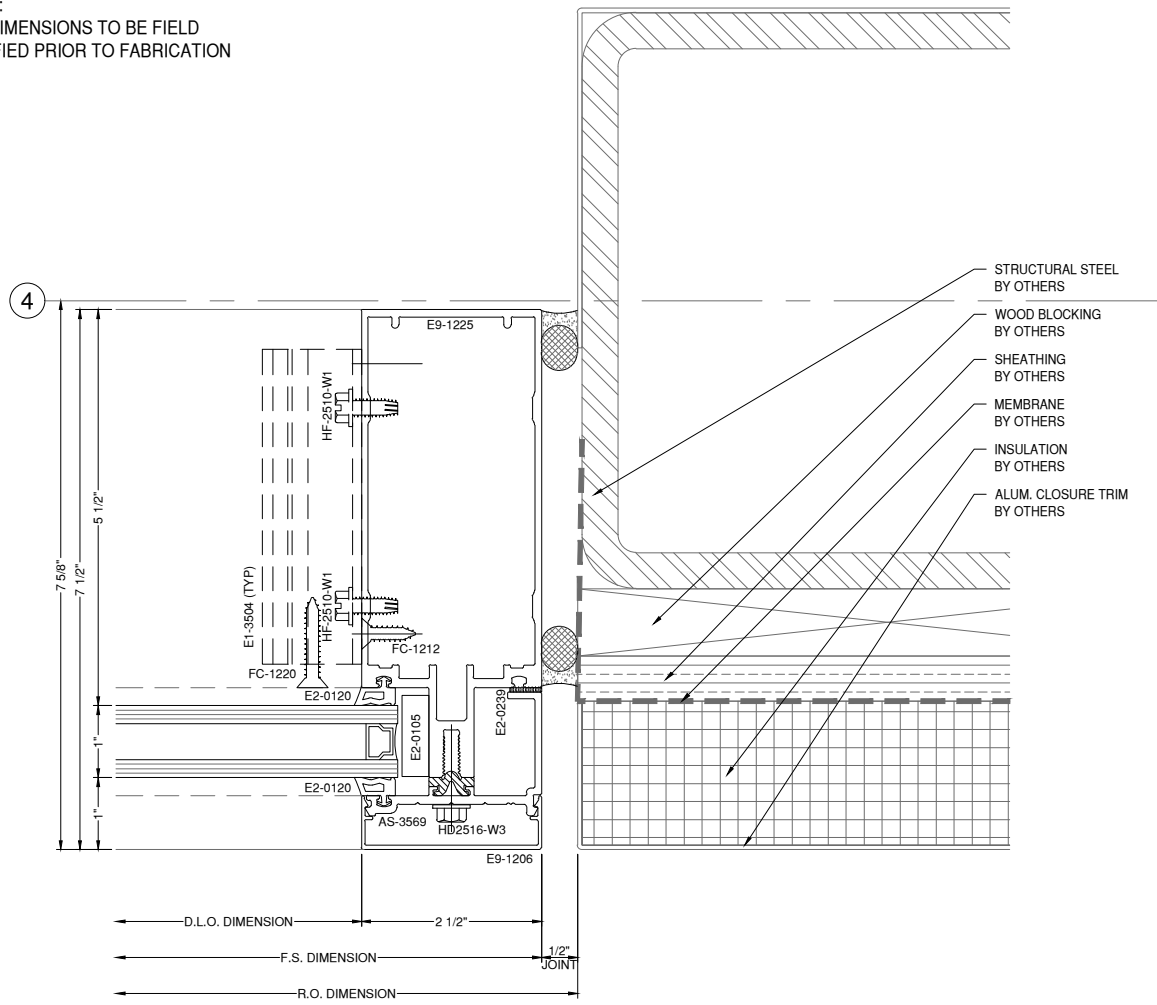
PROJECT NUMBER:  
**26-050E**

PROJECT NAME  
**MORTON TRAVEL PLAZA**

SHEET DESCRIPTION:  
**DETAILS**

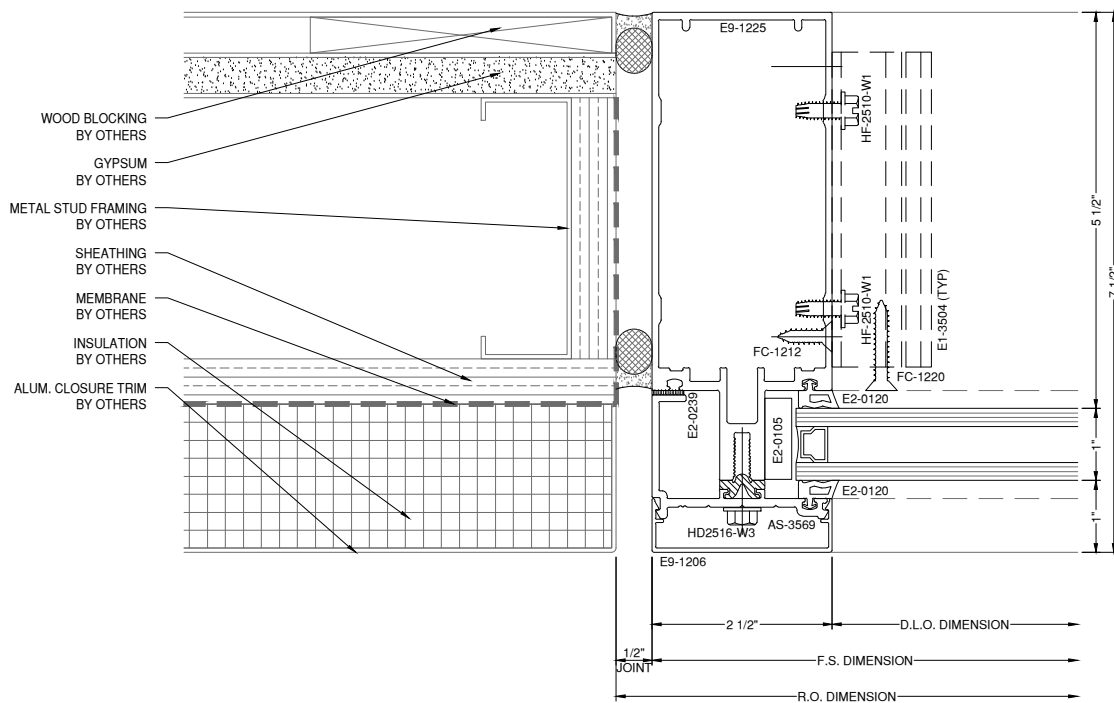
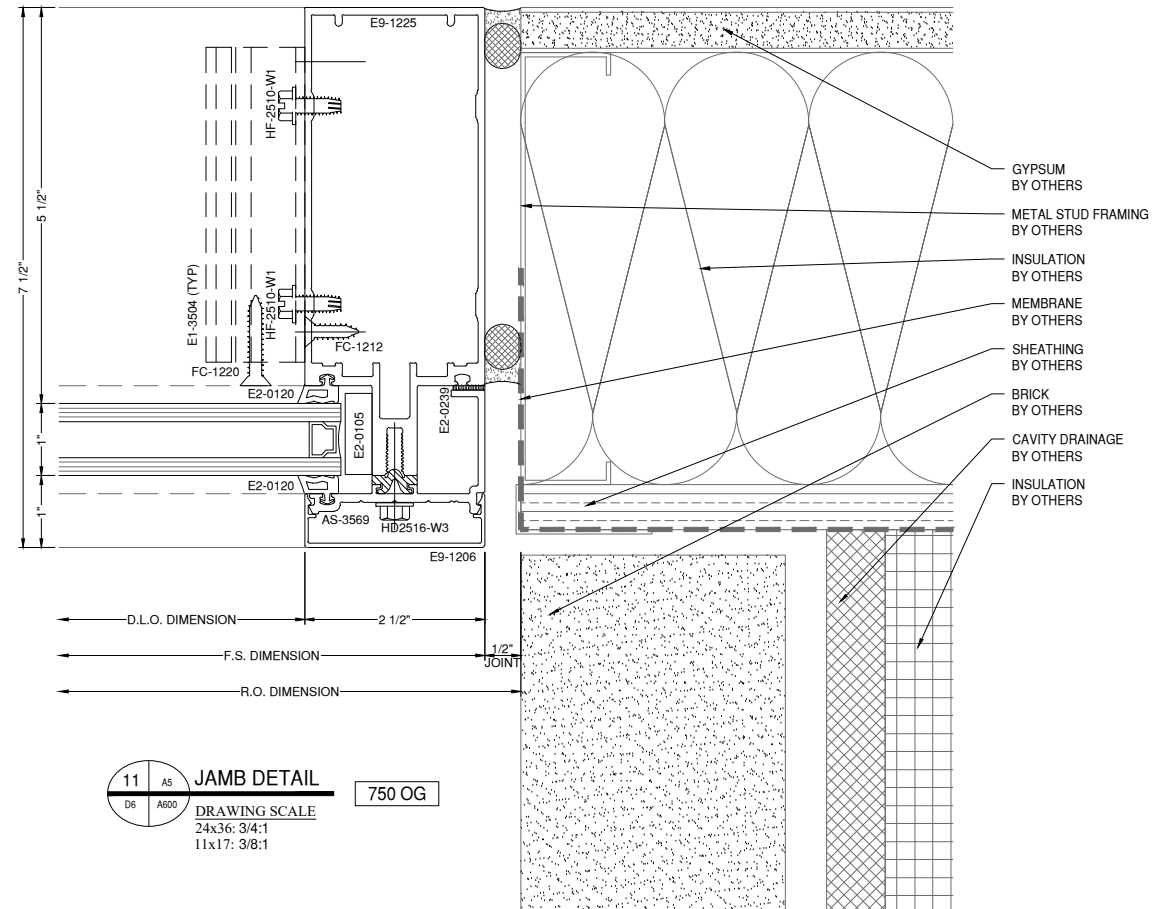
SHEET:  
**D5**

NOTE:  
ALL DIMENSIONS TO BE FIELD  
VERIFIED PRIOR TO FABRICATION



9 CS JAMB DETAIL 750 OG  
DRAWING SCALE  
24x36: 3/4:1  
11x17: 3/8:1

10 CS JAMB DETAIL 750 OG  
DRAWING SCALE  
24x36: 3/4:1  
11x17: 3/8:1



# GLAZING CONTRACTOR

999 STREET, ST  
CITY, STATE 99999  
PH: 999.999.9999

**MP** drafting  
& design

www.MPDRAFTING.com  
P: 248.522.7096  
F: 248.522.7030

## ARCHITECT

HNTB  
715 KIRK DR.  
KANSAS CITY, MO 64105

## STAMP AREA

MOST RECENT REVISION	DATE
0	02.26.2026

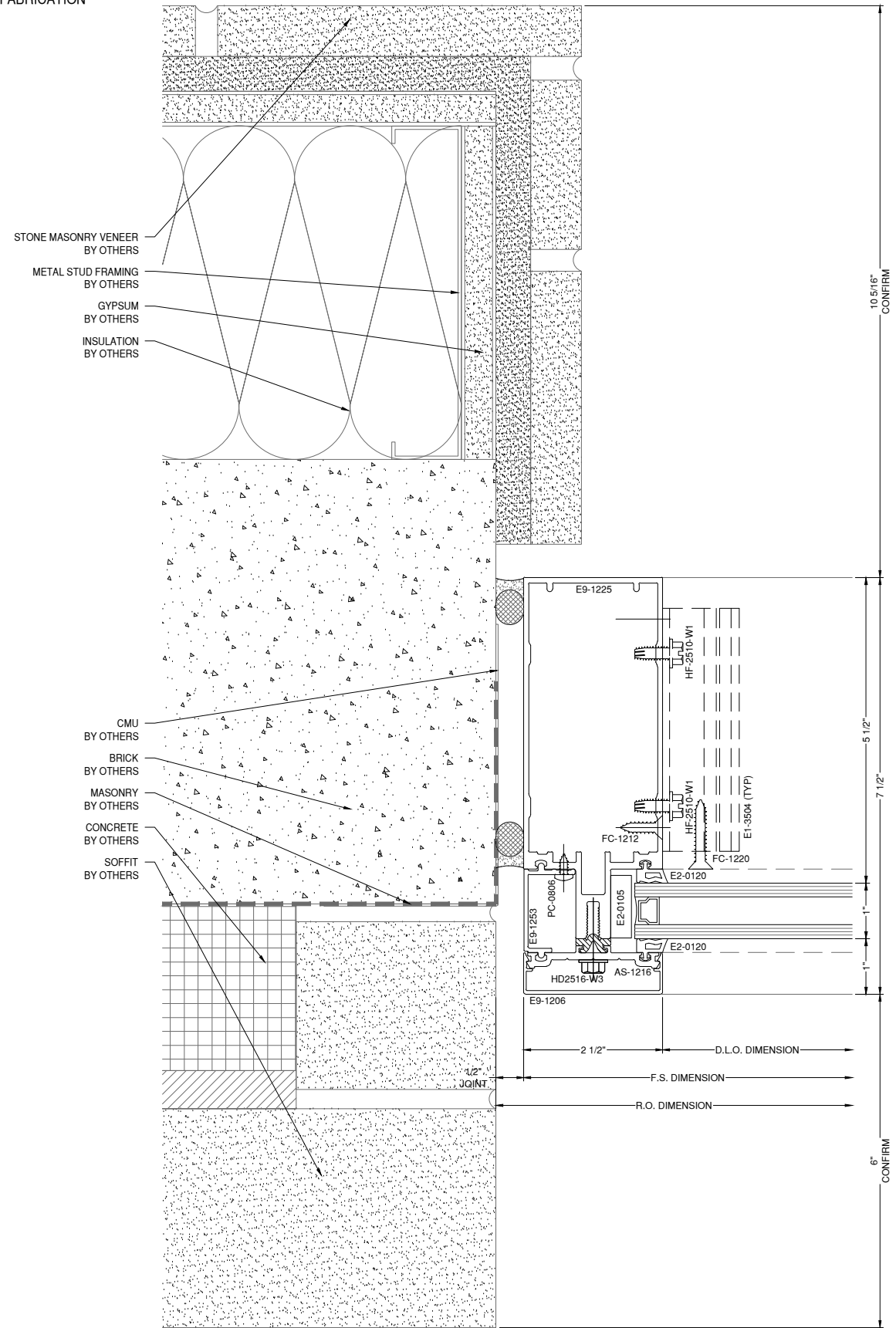
PROJECT NUMBER:  
26-050E

PROJECT NAME  
MORTON TRAVEL PLAZA

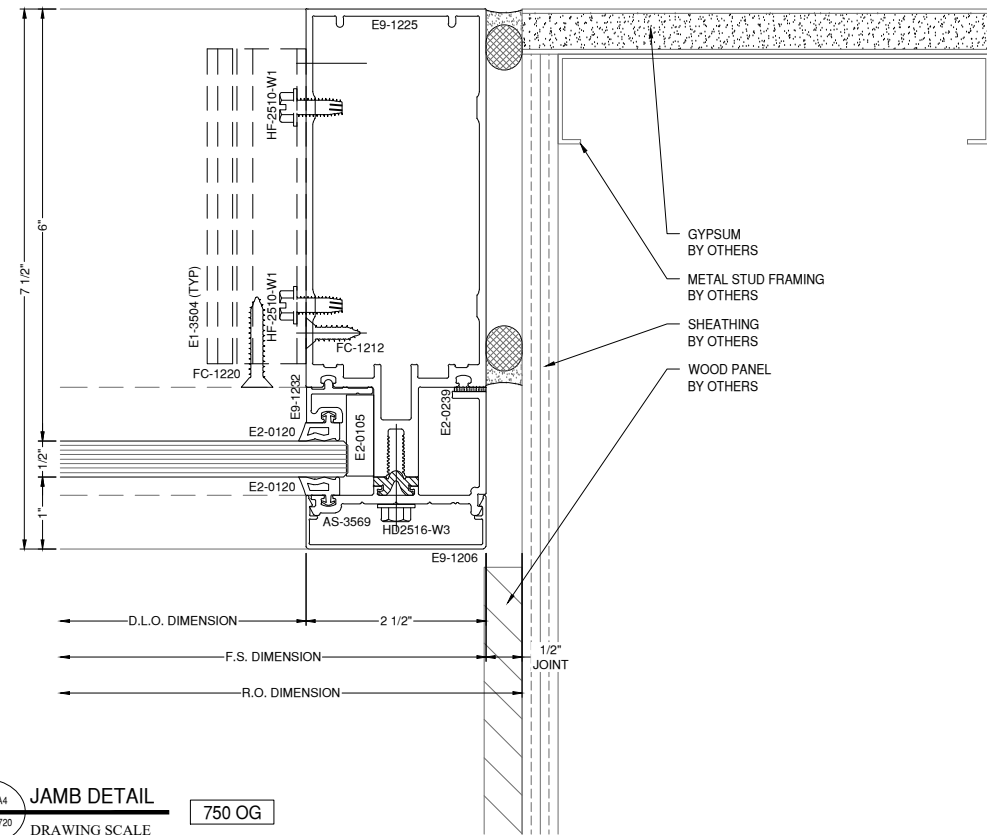
SHEET DESCRIPTION:  
DETAILS

SHEET:  
**D6**

NOTE:  
ALL DIMENSIONS TO BE FIELD  
VERIFIED PRIOR TO FABRICATION



12 A3 JAMB DETAIL 750 OG  
DRAWING SCALE  
24x36: 3/4:1  
11x17: 3/8:1



13 A4 JAMB DETAIL 750 OG  
DRAWING SCALE  
24x36: 3/4:1  
11x17: 3/8:1

# GLAZING CONTRACTOR

999 STREET, ST  
CITY, STATE 99999  
PH: 999.999.9999

**MP** drafting  
& design  
www.MPDRAFTING.com  
P: 248.522.7096  
F: 248.522.7030

**ARCHITECT**  
HNTB  
715 KIRK DR.  
KANSAS CITY, MO 64105

## STAMP AREA

<b>MOST RECENT REVISION</b>	<b>DATE</b>
0	02.26.2026

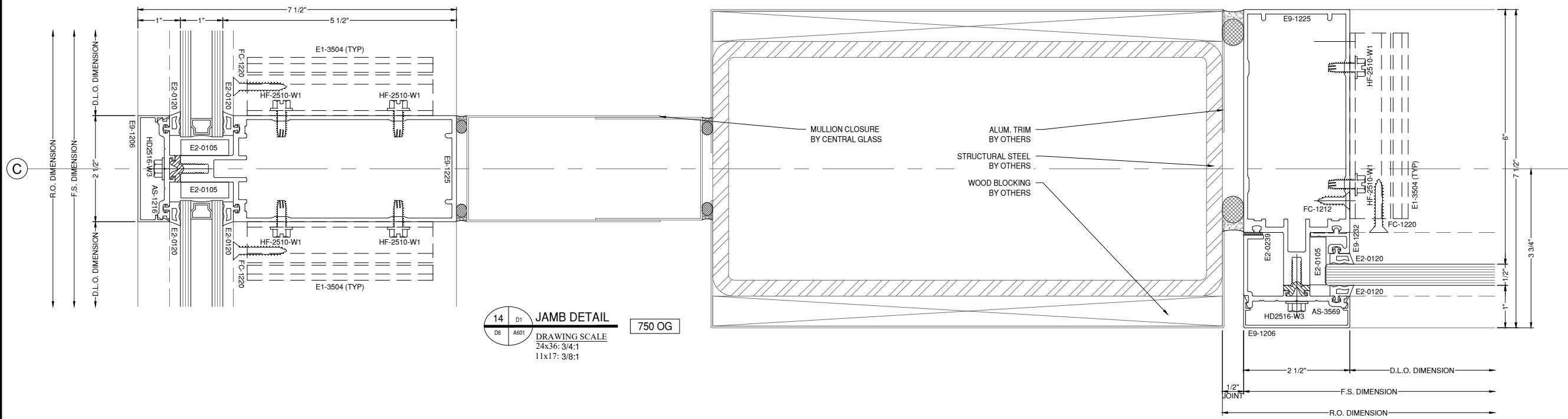
**PROJECT NUMBER:**  
26-050E

**PROJECT NAME**  
MORTON TRAVEL PLAZA

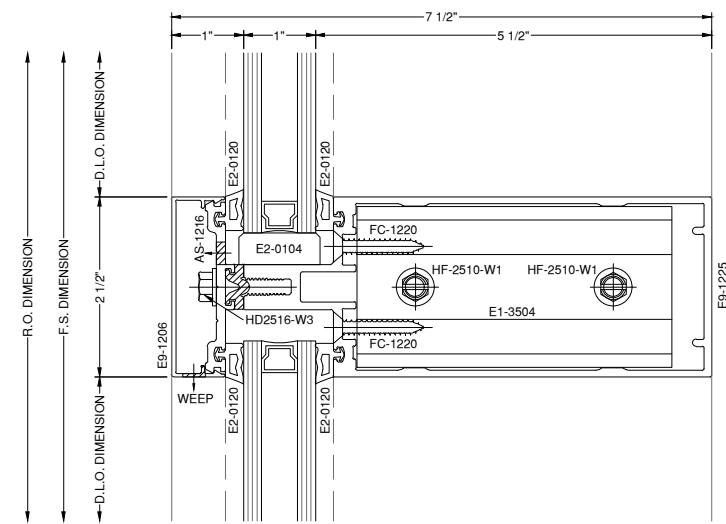
**SHEET DESCRIPTION:**  
DETAILS

**SHEET:**  
D7

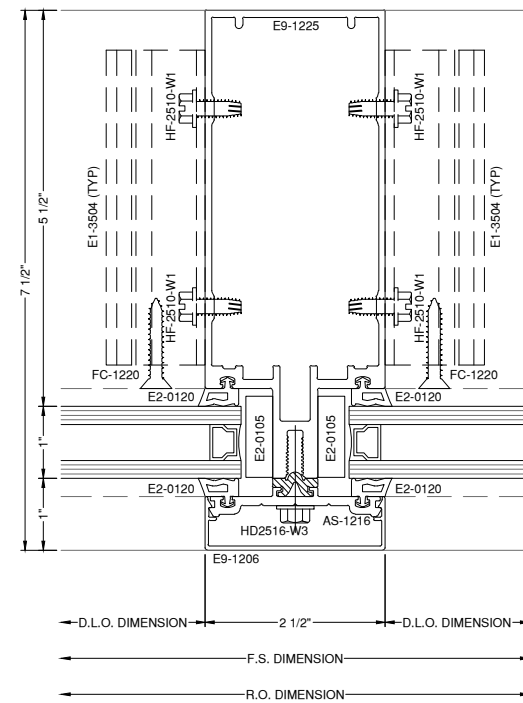
NOTE:  
ALL DIMENSIONS TO BE FIELD  
VERIFIED PRIOR TO FABRICATION



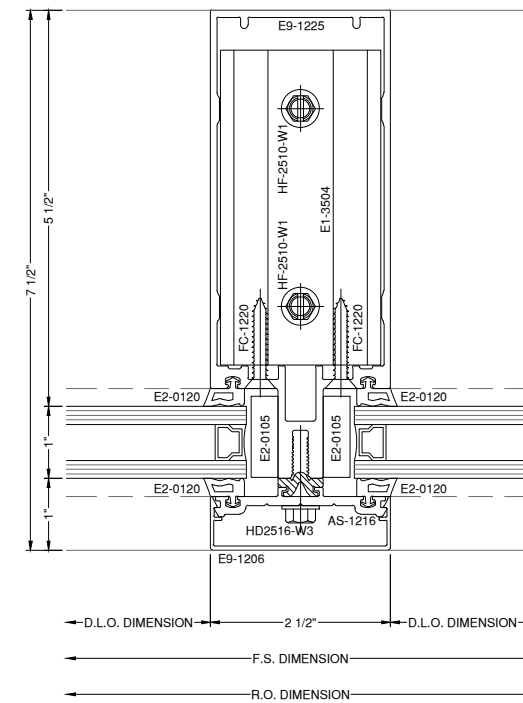
**14** JAMB DETAIL  
D8 DB A801  
DRAWING SCALE  
24x36: 3/4:1  
11x17: 3/8:1  
750 OG



**15** HORZ. DETAIL  
D8 DB  
DRAWING SCALE  
24x36: 3/4:1  
11x17: 3/8:1  
750 OG



**16** VERT. DETAIL  
D8 DB  
DRAWING SCALE  
24x36: 3/4:1  
11x17: 3/8:1  
750 OG



**17** VERT. DETAIL  
D8 DB  
DRAWING SCALE  
24x36: 3/4:1  
11x17: 3/8:1  
750 OG

ENGINEER NOTE:  
CONFIRM SHEAR BLOCK  
CONNECTION BETWEEN VERTICAL  
AND UNDERSIDE OF HORIZONTAL

# GLAZING CONTRACTOR

999 STREET, ST  
CITY, STATE 99999  
PH: 999.999.9999



www.MPDRAFTING.com  
P: 248.522.7096  
F: 248.522.7030

## ARCHITECT

HNTB  
715 KIRK DR.  
KANSAS CITY, MO 64105

## STAMP AREA

<b>MOST RECENT REVISION</b>	<b>DATE</b>
0	02.26.2026

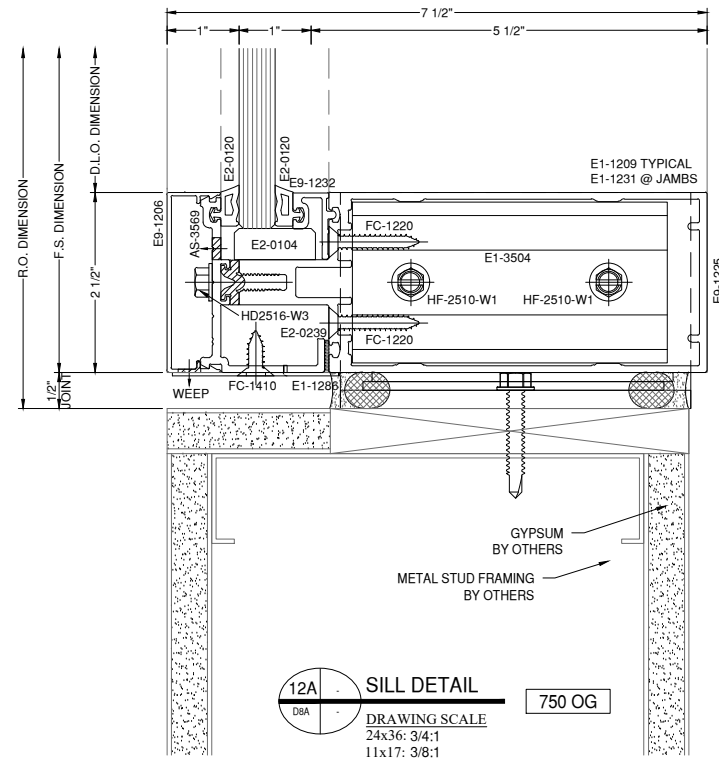
**PROJECT NUMBER:**  
26-050E

**PROJECT NAME**  
MORTON TRAVEL PLAZA

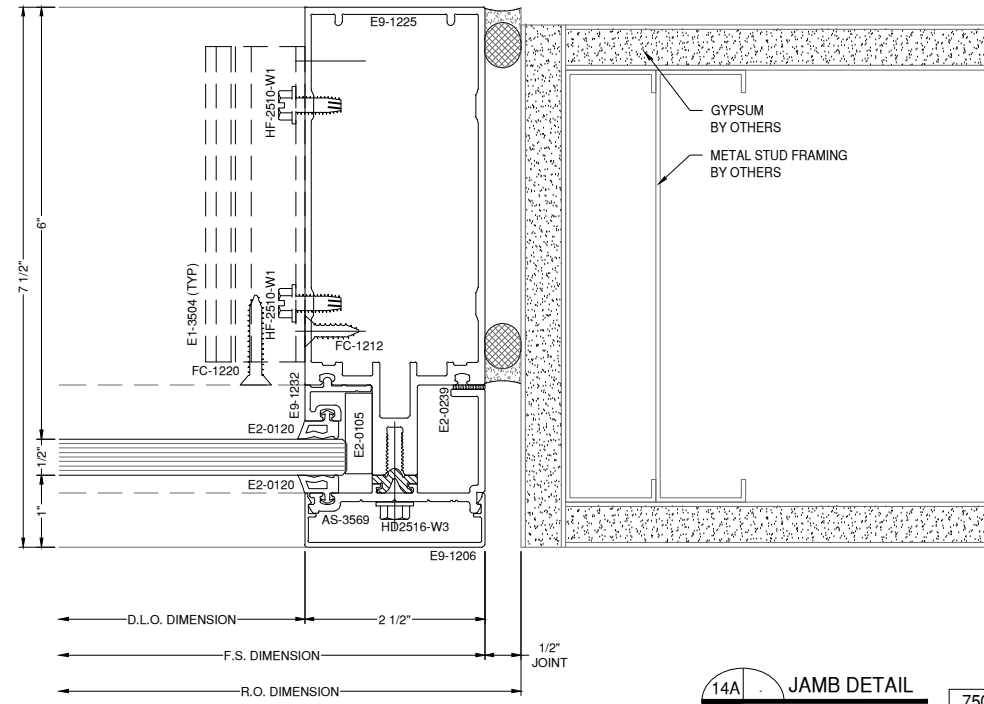
**SHEET DESCRIPTION:**  
DETAILS

**SHEET:**  
D8

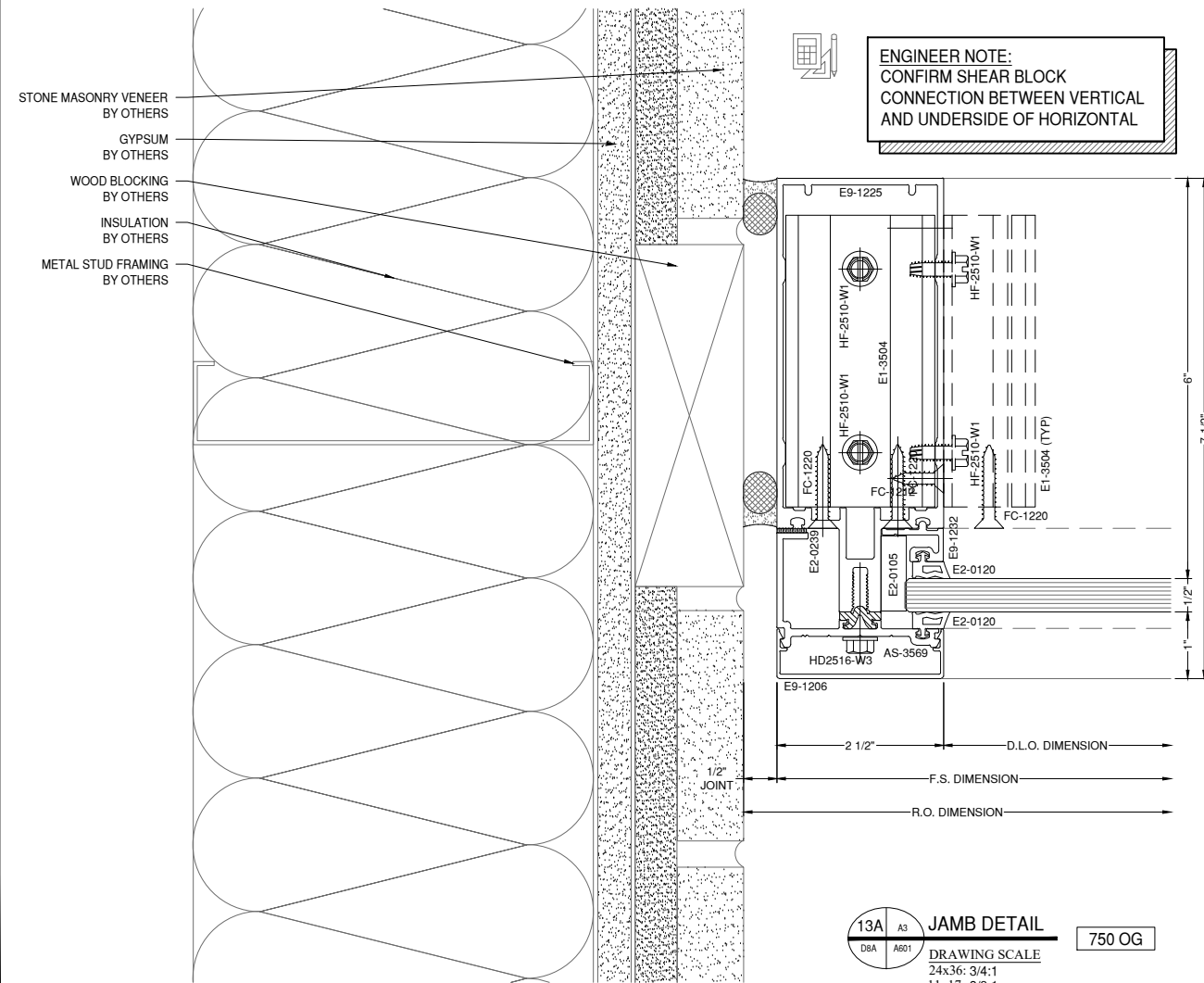
NOTE:  
ALL DIMENSIONS TO BE FIELD  
VERIFIED PRIOR TO FABRICATION



**12A** SILL DETAIL  
DRAWING SCALE  
24x36: 3/4:1  
11x17: 3/8:1  
750 OG

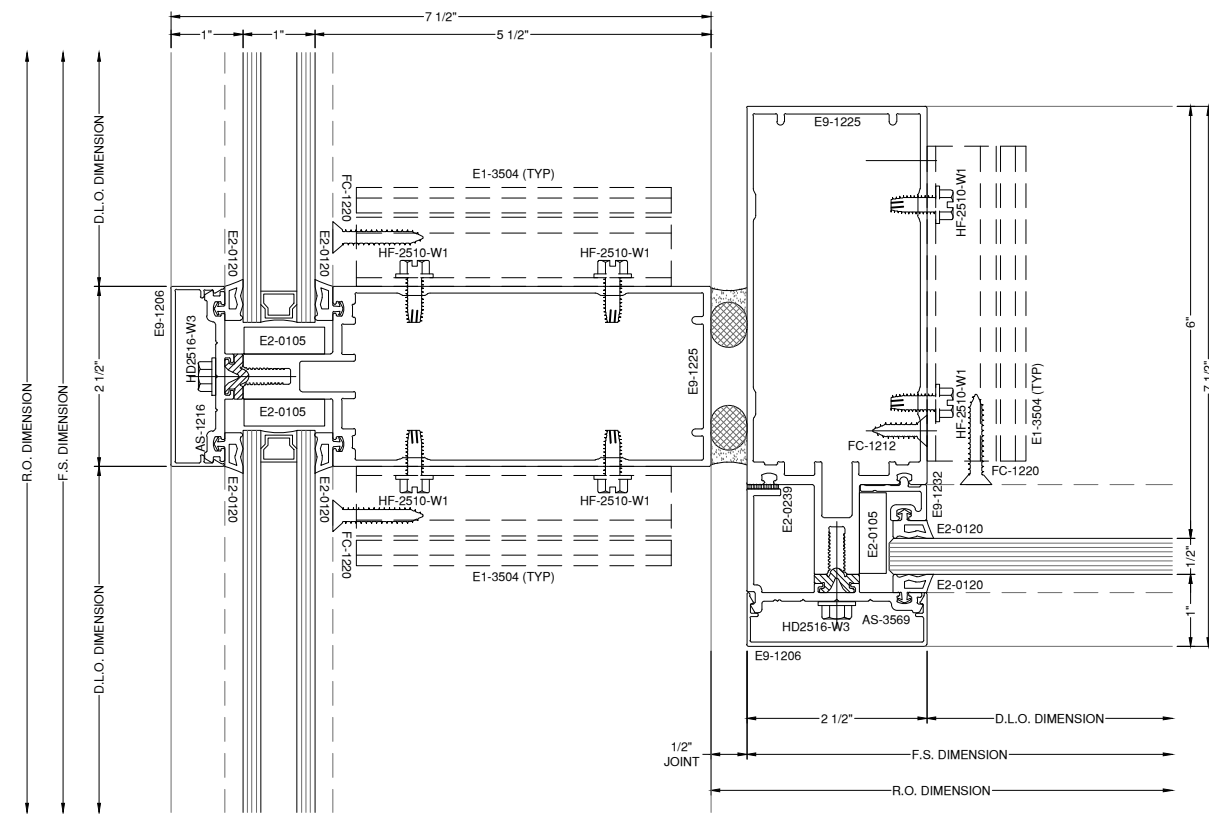


**14A** JAMB DETAIL  
DRAWING SCALE  
24x36: 3/4:1  
11x17: 3/8:1  
750 OG



ENGINEER NOTE:  
CONFIRM SHEAR BLOCK  
CONNECTION BETWEEN VERTICAL  
AND UNDERSIDE OF HORIZONTAL

**13A** JAMB DETAIL  
DRAWING SCALE  
24x36: 3/4:1  
11x17: 3/8:1  
750 OG



**15A** JAMB DETAIL  
DRAWING SCALE  
24x36: 3/4:1  
11x17: 3/8:1  
750 OG

NOTE:  
FASTENERS SHOWN FOR LOCATION  
REFERENCE ONLY. FASTENER TYPE, SIZE  
AND SPACING ARE TO BE DETERMINED  
BY THE PROFESSIONAL ENGINEER.

# GLAZING CONTRACTOR

999 STREET, ST  
CITY, STATE 99999  
PH: 999.999.9999



www.MPDRAFTING.com  
P: 248.522.7096  
F: 248.522.7030

## ARCHITECT

HNTB  
715 KIRK DR.  
KANSAS CITY, MO 64105

## STAMP AREA

MOST RECENT REVISION	DATE
0	02.26.2026

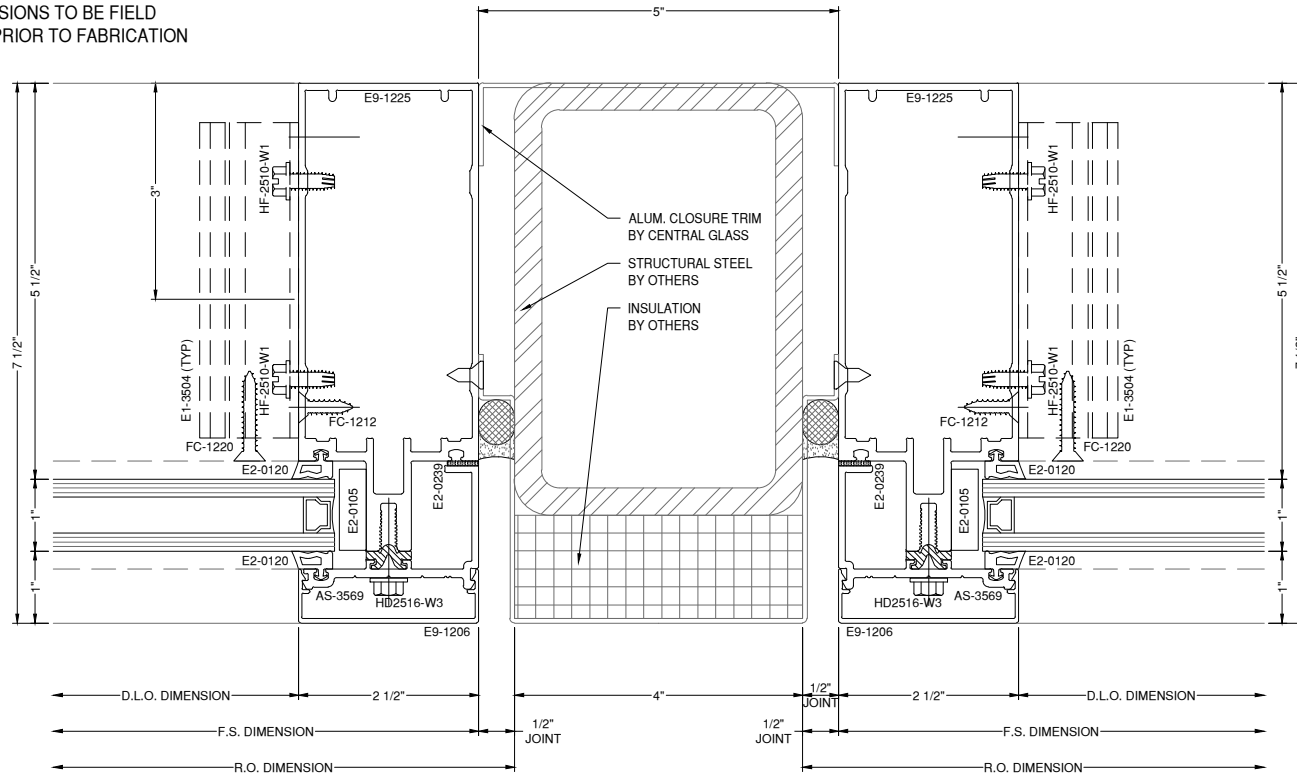
PROJECT NUMBER:  
**26-050E**

PROJECT NAME  
**MORTON TRAVEL PLAZA**

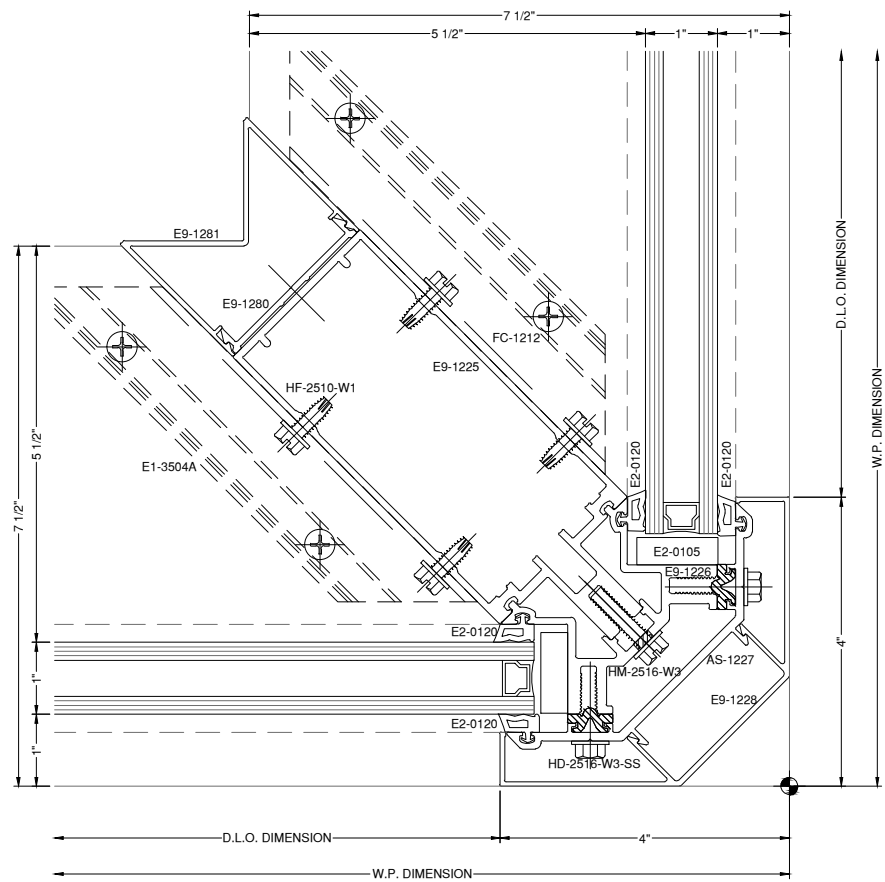
SHEET DESCRIPTION:  
**DETAILS**

SHEET:  
**D8A**

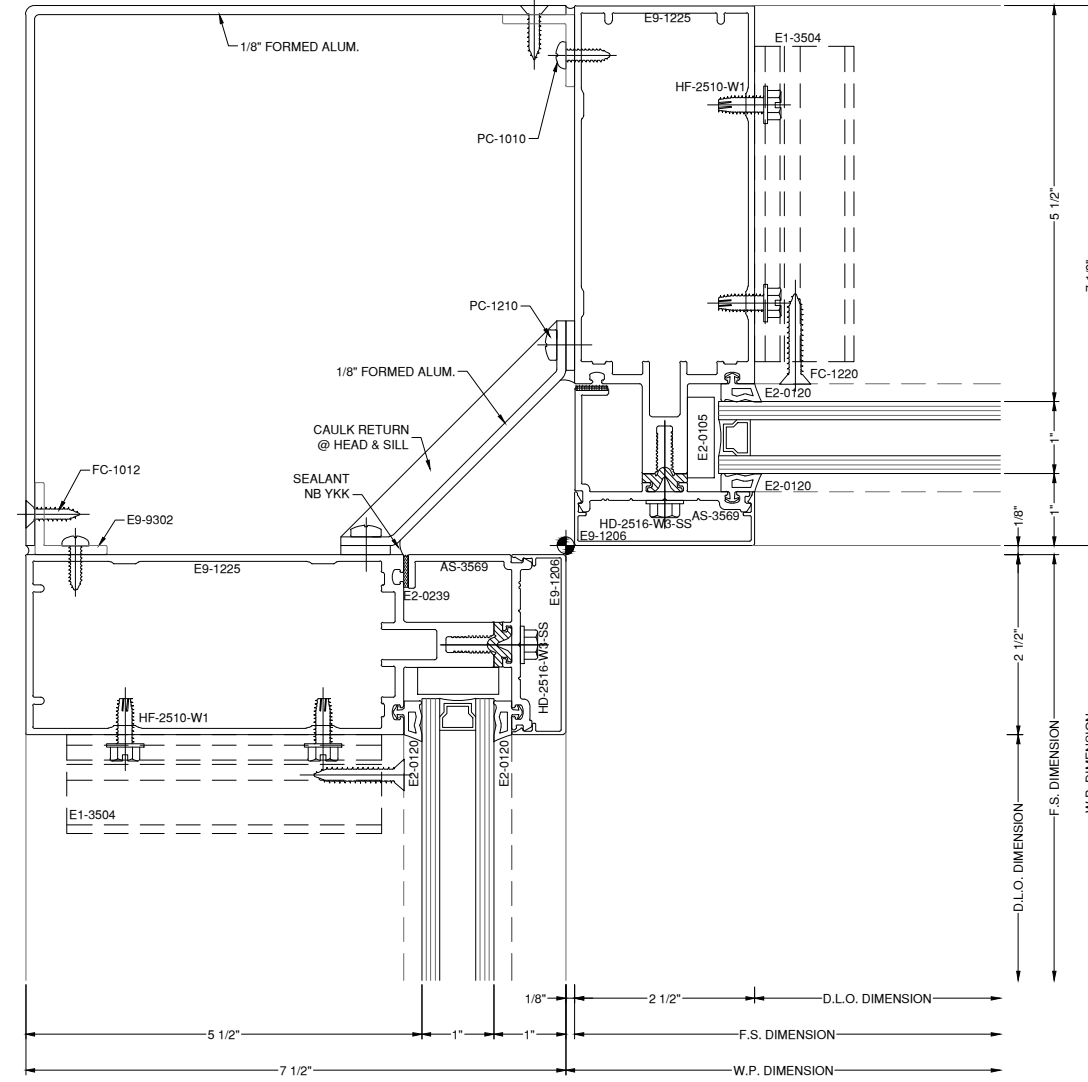
NOTE:  
ALL DIMENSIONS TO BE FIELD  
VERIFIED PRIOR TO FABRICATION



17A A2 VERT. DETAIL 750 OG  
DRAWING SCALE  
24x36: 3/4:1  
11x17: 3/8:1



18 OUTSIDE CORNER 750 OG  
DRAWING SCALE  
24x36: 3/4:1  
11x17: 3/8:1



19 INSIDE CORNER 750 OG  
DRAWING SCALE  
24x36: 3/4:1  
11x17: 3/8:1

# GLAZING CONTRACTOR

999 STREET, ST  
CITY, STATE 99999  
PH: 999.999.9999



www.MPDRAFTING.com  
P: 248.522.7096  
F: 248.522.7030

## ARCHITECT

HNTB  
715 KIRK DR.  
KANSAS CITY, MO 64105

## STAMP AREA

MOST RECENT REVISION	DATE
0	02.26.2026

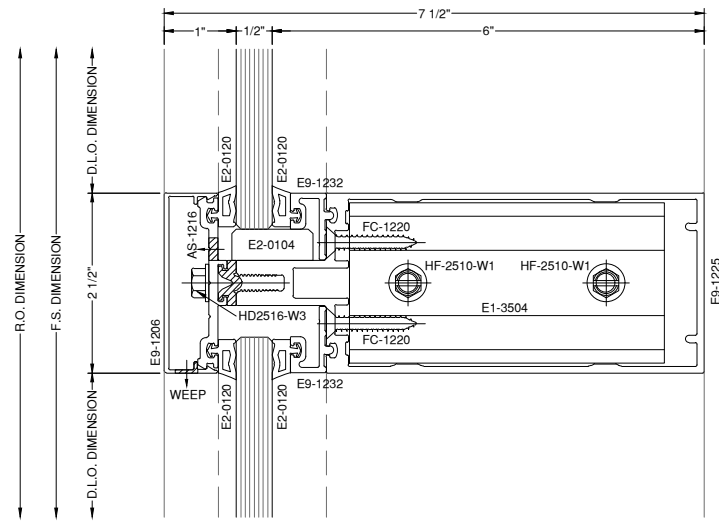
PROJECT NUMBER:  
26-050E

PROJECT NAME  
MORTON TRAVEL PLAZA

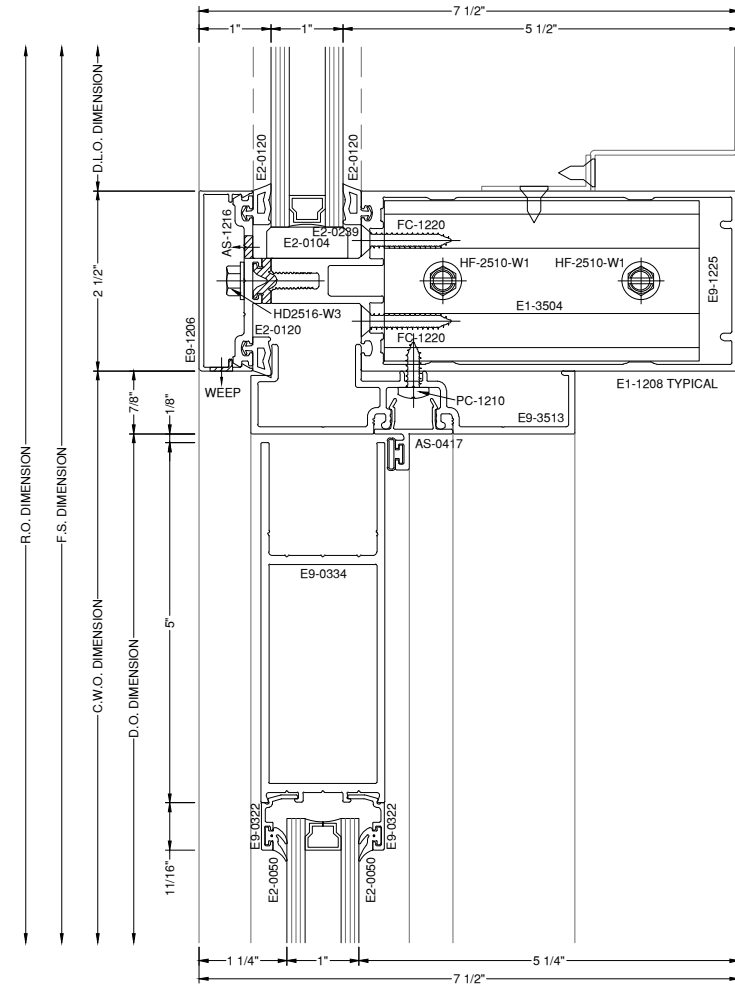
SHEET DESCRIPTION:  
DETAILS

SHEET:  
D9

NOTE:  
ALL DIMENSIONS TO BE FIELD  
VERIFIED PRIOR TO FABRICATION

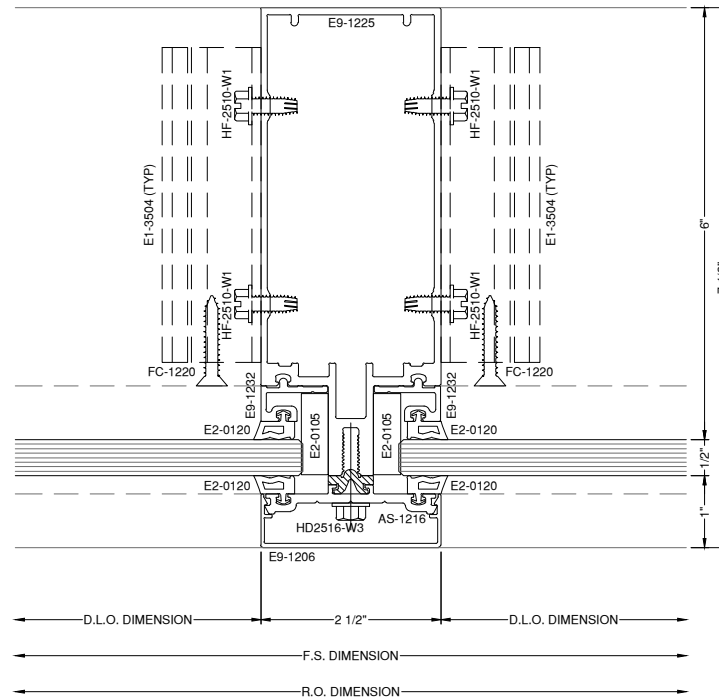


**20** HORZ. DETAIL  
DRAWING SCALE  
24x36: 3/4:1  
11x17: 3/8:1  
750 OG



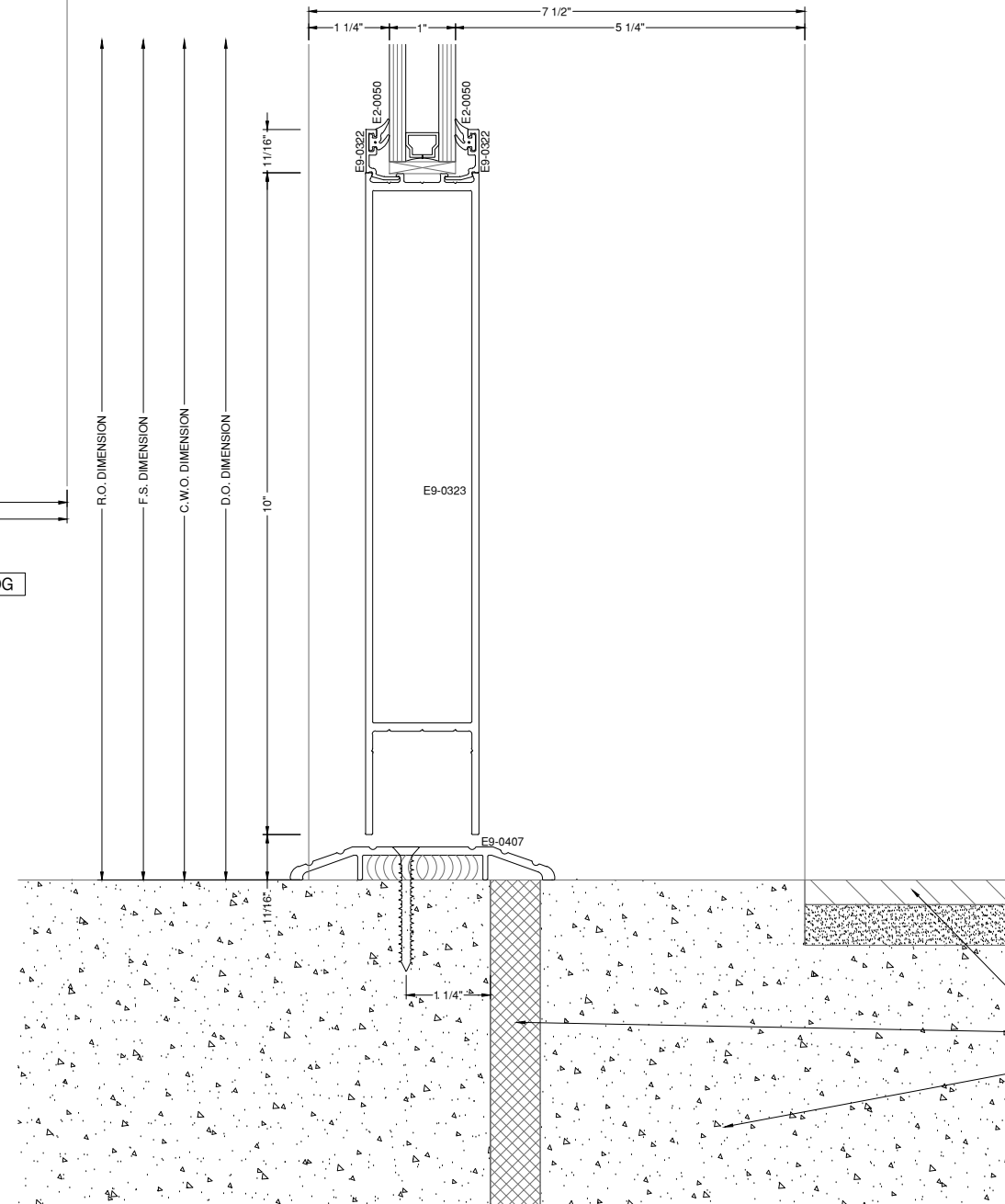
**22** DOOR HEAD DETAIL  
DRAWING SCALE  
24x36: 3/4:1  
11x17: 3/8:1  
750 OG

1/16" BREAK ALUMINUM CLOSURE TRIM AT GL-3 LOCATION  
FINISH TO MATCH CURTAIN WALL



**21** VERT. DETAIL  
DRAWING SCALE  
24x36: 3/4:1  
11x17: 3/8:1  
750 OG

NOTE:  
FASTENERS SHOWN FOR LOCATION  
REFERENCE ONLY. FASTENER TYPE, SIZE  
AND SPACING ARE TO BE DETERMINED  
BY THE PROFESSIONAL ENGINEER.



**23** THRESHOLD DETAIL  
DRAWING SCALE  
24x36: 3/4:1  
11x17: 3/8:1  
750 OG

FLOOR MAT  
BY OTHERS  
EXPANSION JOINT  
BY OTHERS  
CONCRETE  
BY OTHERS

# GLAZING CONTRACTOR

999 STREET, ST  
CITY, STATE 99999  
PH: 999.999.9999



www.MPDRAFTING.com  
P: 248.522.7096  
F: 248.522.7030

## ARCHITECT

HNTB  
715 KIRK DR.  
KANSAS CITY, MO 64105

## STAMP AREA

<b>MOST RECENT REVISION</b>	<b>DATE</b>
0	02.26.2026

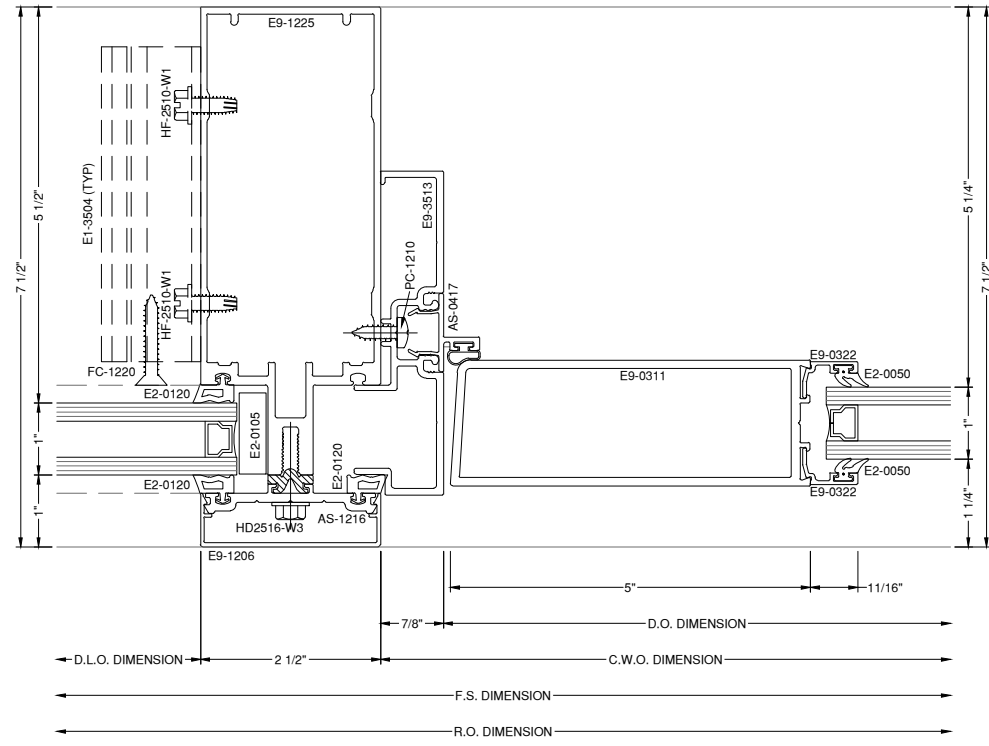
**PROJECT NUMBER:**  
26-050E

**PROJECT NAME**  
MORTON TRAVEL PLAZA

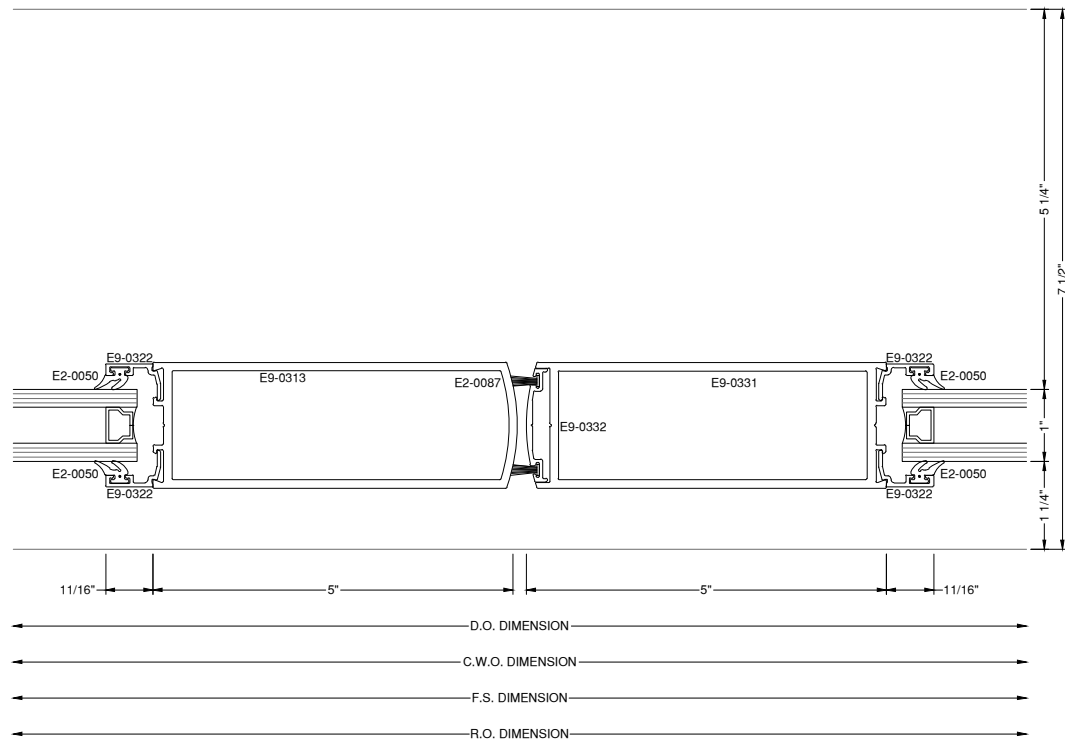
**SHEET DESCRIPTION:**  
DETAILS

**SHEET:**  
D10

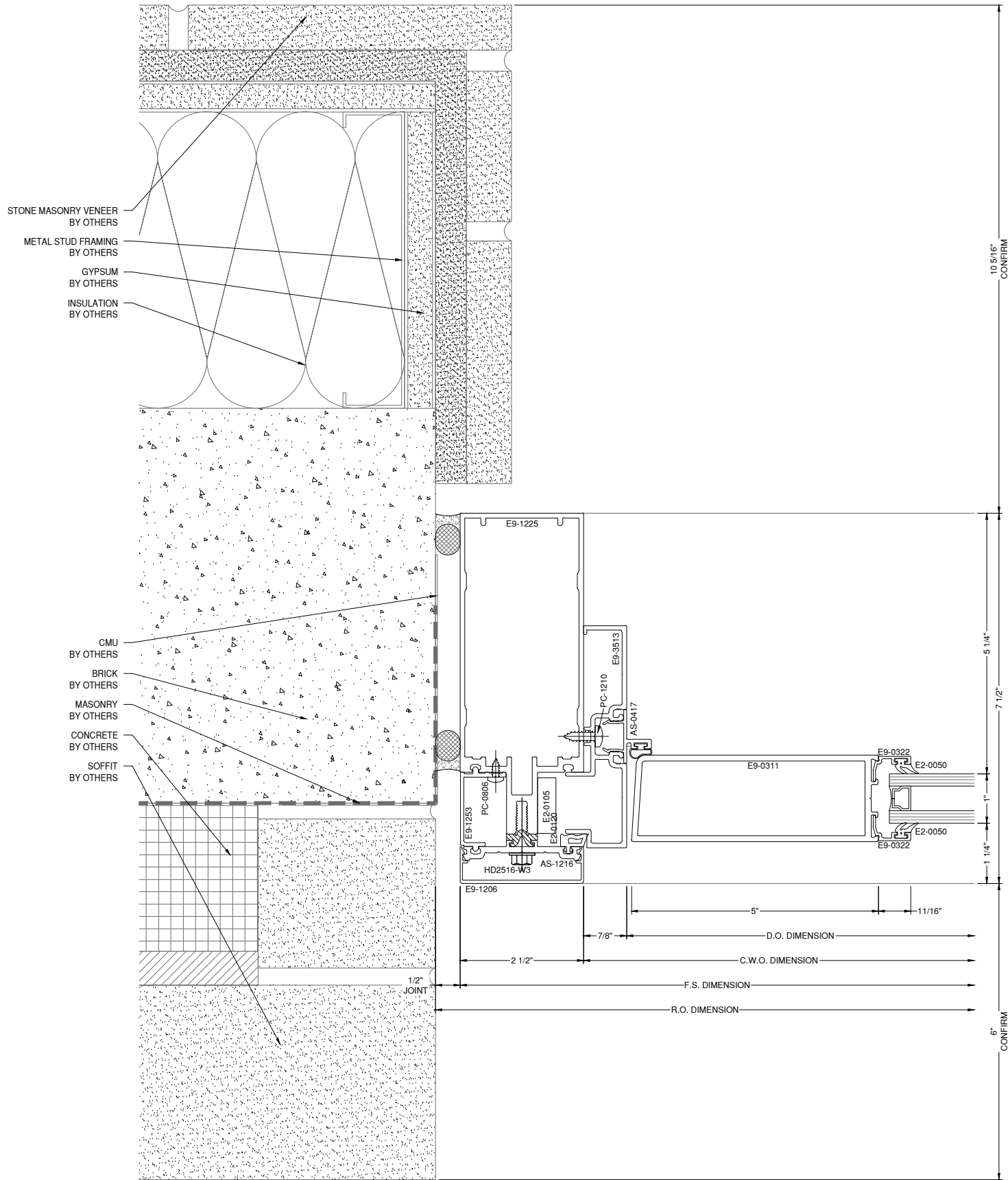
NOTE:  
ALL DIMENSIONS TO BE FIELD  
VERIFIED PRIOR TO FABRICATION



**24** DOOR JAMB DETAIL 750 OG  
DRAWING SCALE  
24x36: 3/4:1  
11x17: 3/8:1



**25** MEETING STILE DETAIL 750 OG  
DRAWING SCALE  
24x36: 3/4:1  
11x17: 3/8:1



**26** DOOR JAMB DETAIL 750 OG  
DRAWING SCALE  
24x36: 3/4:1  
11x17: 3/8:1

# GLAZING CONTRACTOR

999 STREET, ST  
CITY, STATE 99999  
PH: 999.999.9999



www.MPDRAFTING.com  
P: 248.522.7096  
F: 248.522.7030

## ARCHITECT

HNTB  
715 KIRK DR.  
KANSAS CITY, MO 64105

## STAMP AREA

<b>MOST RECENT REVISION</b>	<b>DATE</b>
0	02.26.2026

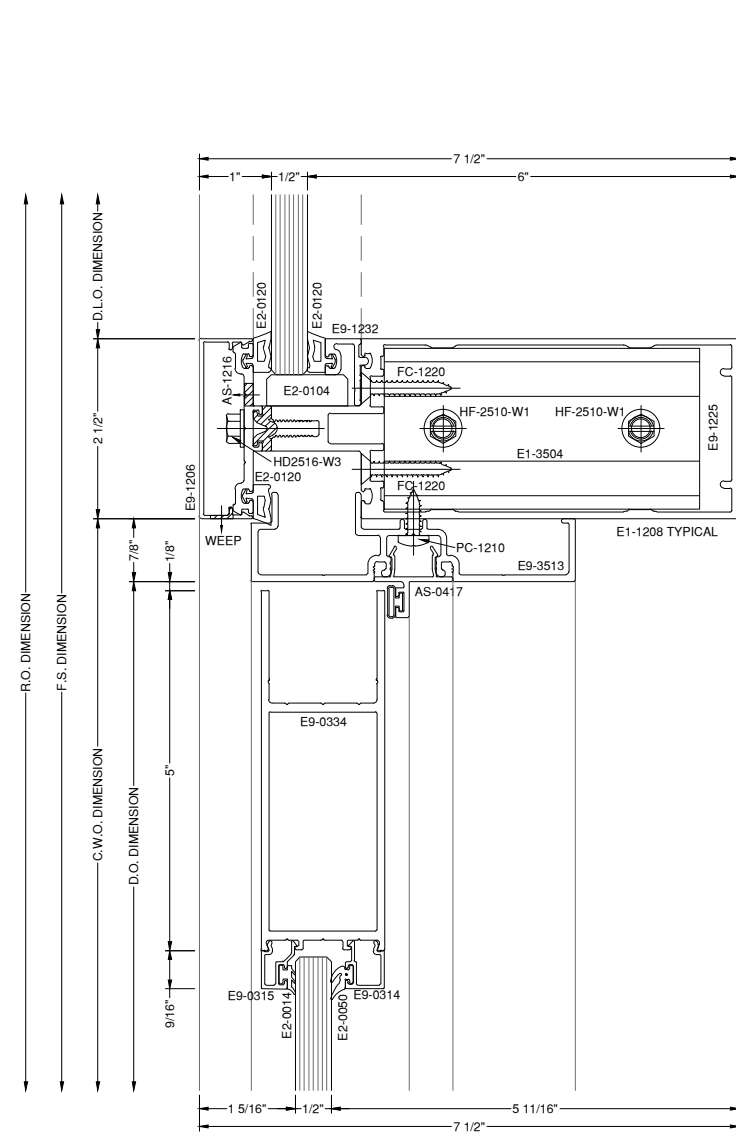
**PROJECT NUMBER:**  
26-050E

**PROJECT NAME**  
MORTON TRAVEL PLAZA

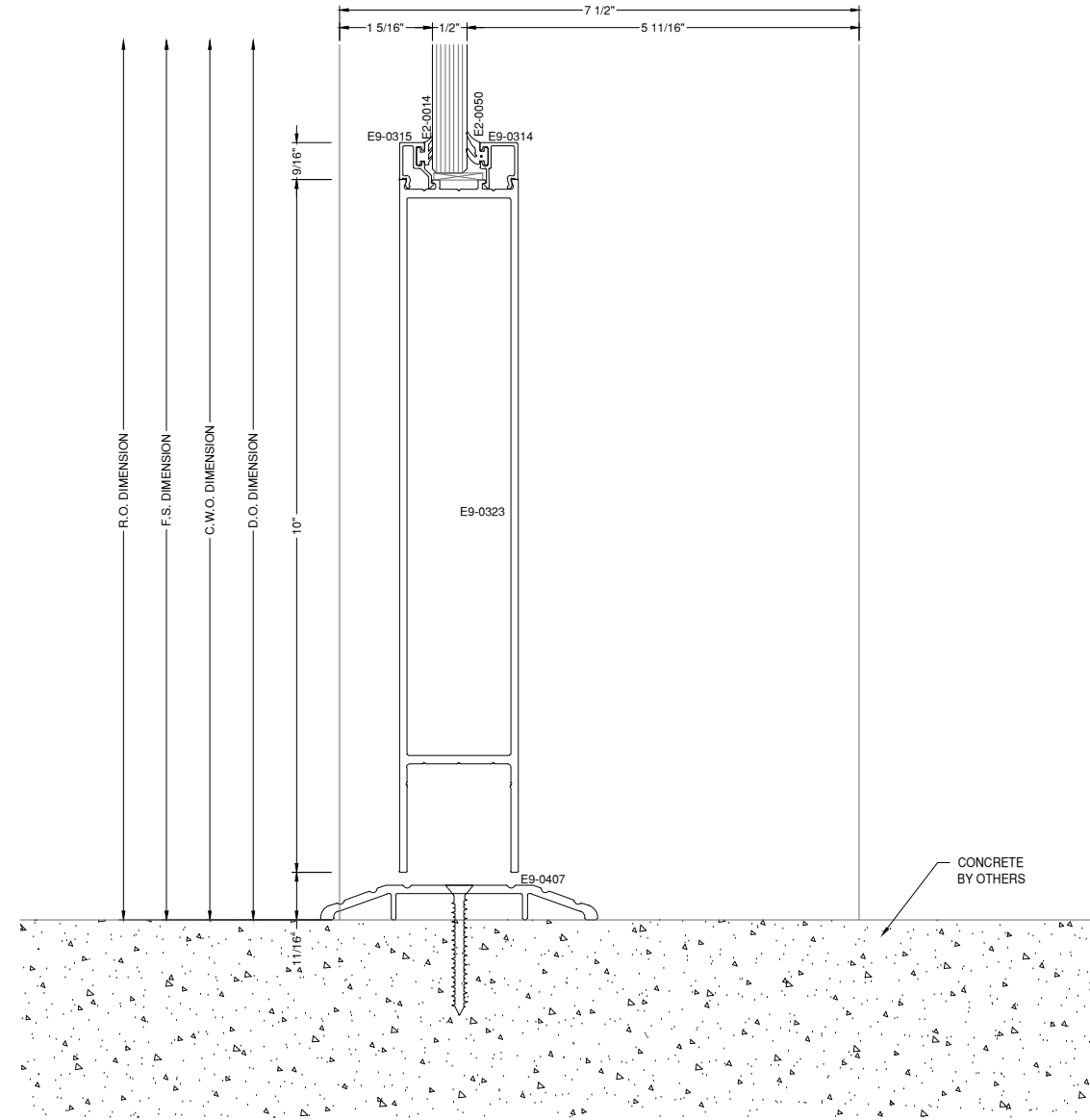
**SHEET DESCRIPTION:**  
DETAILS

**SHEET:**  
D11

NOTE:  
ALL DIMENSIONS TO BE FIELD  
VERIFIED PRIOR TO FABRICATION



27 - DOOR HEAD DETAIL 750 OG  
DRAWING SCALE  
24x36: 3/4:1  
11x17: 3/8:1



28 - THRESHOLD DETAIL 750 OG  
DRAWING SCALE  
24x36: 3/4:1  
11x17: 3/8:1

NOTE:  
FASTENERS SHOWN FOR LOCATION  
REFERENCE ONLY. FASTENER TYPE, SIZE  
AND SPACING ARE TO BE DETERMINED  
BY THE PROFESSIONAL ENGINEER.

# GLAZING CONTRACTOR

999 STREET, ST  
CITY, STATE 99999  
PH: 999.999.9999

**MP** drafting  
& design

www.MPDRAFTING.com  
P: 248.522.7096  
F: 248.522.7030

## ARCHITECT

HNTB  
715 KIRK DR.  
KANSAS CITY, MO 64105

## STAMP AREA

MOST RECENT REVISION	DATE
0	02.26.2026

PROJECT NUMBER:  
26-050E

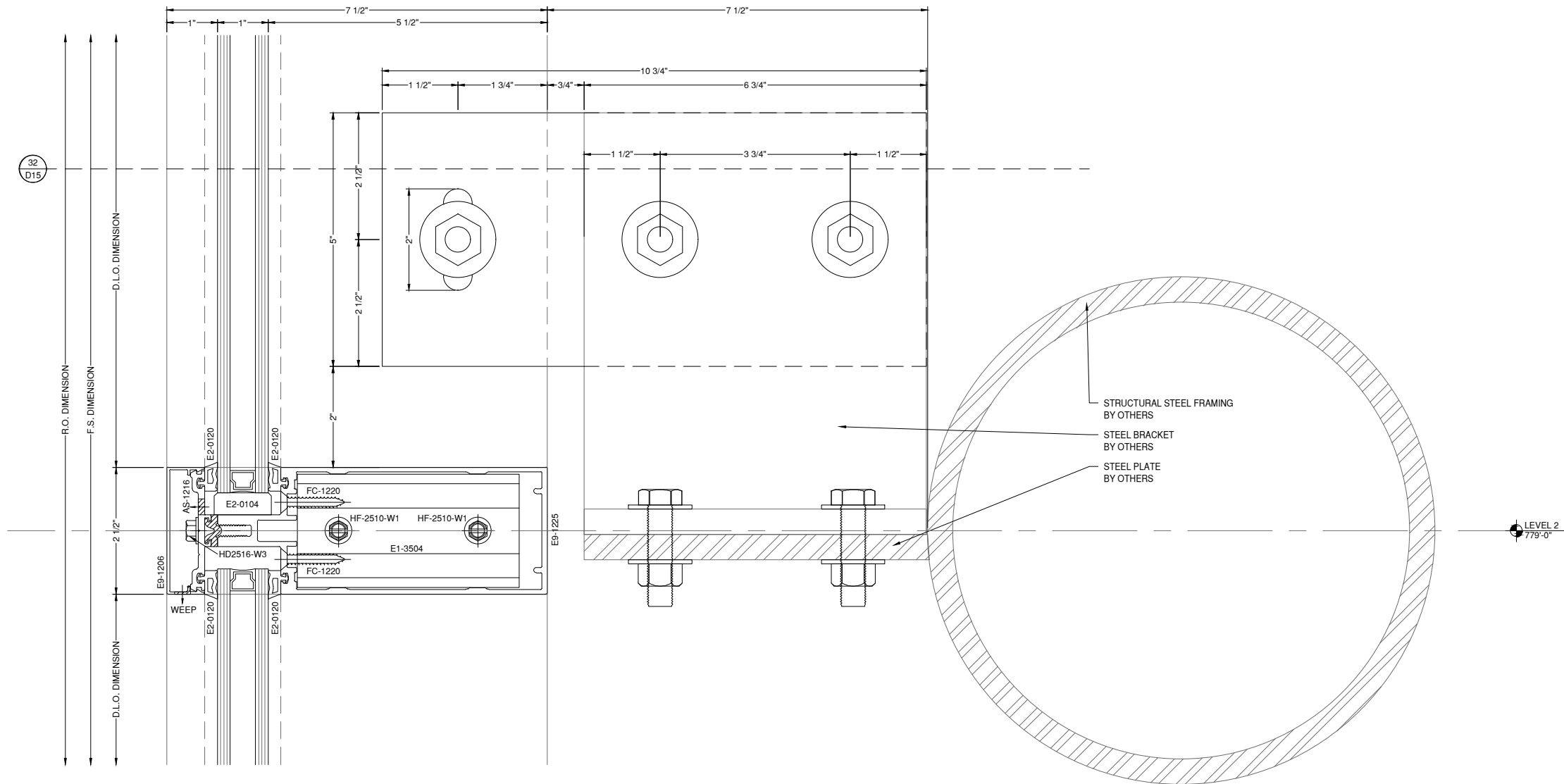
PROJECT NAME  
MORTON TRAVEL PLAZA

SHEET DESCRIPTION:  
DETAILS

SHEET:  
**D12**



NOTE:  
ALL DIMENSIONS TO BE FIELD  
VERIFIED PRIOR TO FABRICATION



31 g1 ANCHOR DETAIL 750 OG  
D14 A613  
DRAWING SCALE  
24x36: 3/4:1  
11x17: 3/8:1

NOTE:  
FASTENERS SHOWN FOR LOCATION  
REFERENCE ONLY. FASTENER TYPE, SIZE  
AND SPACING ARE TO BE DETERMINED  
BY THE PROFESSIONAL ENGINEER.

# GLAZING CONTRACTOR

999 STREET, ST  
CITY, STATE 99999  
PH: 999.999.9999

**MP** drafting  
& design

www.MPDRAFTING.com  
P: 248.522.7096  
F: 248.522.7030

## ARCHITECT

HNTB  
715 KIRK DR.  
KANSAS CITY, MO 64105

## STAMP AREA

MOST RECENT REVISION	DATE
0	02.26.2026

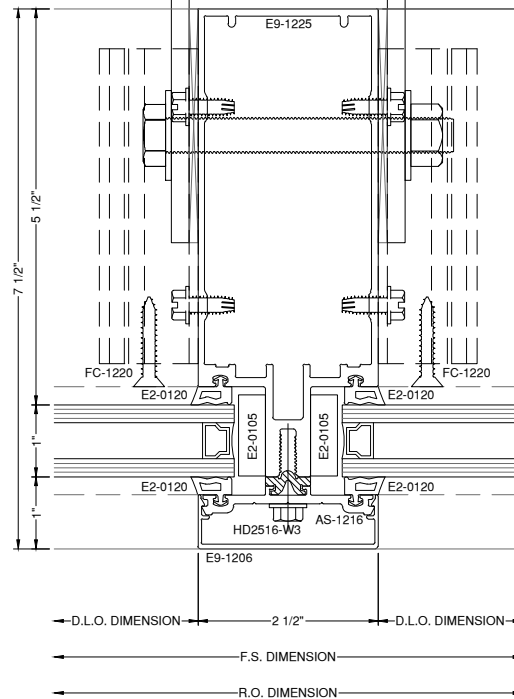
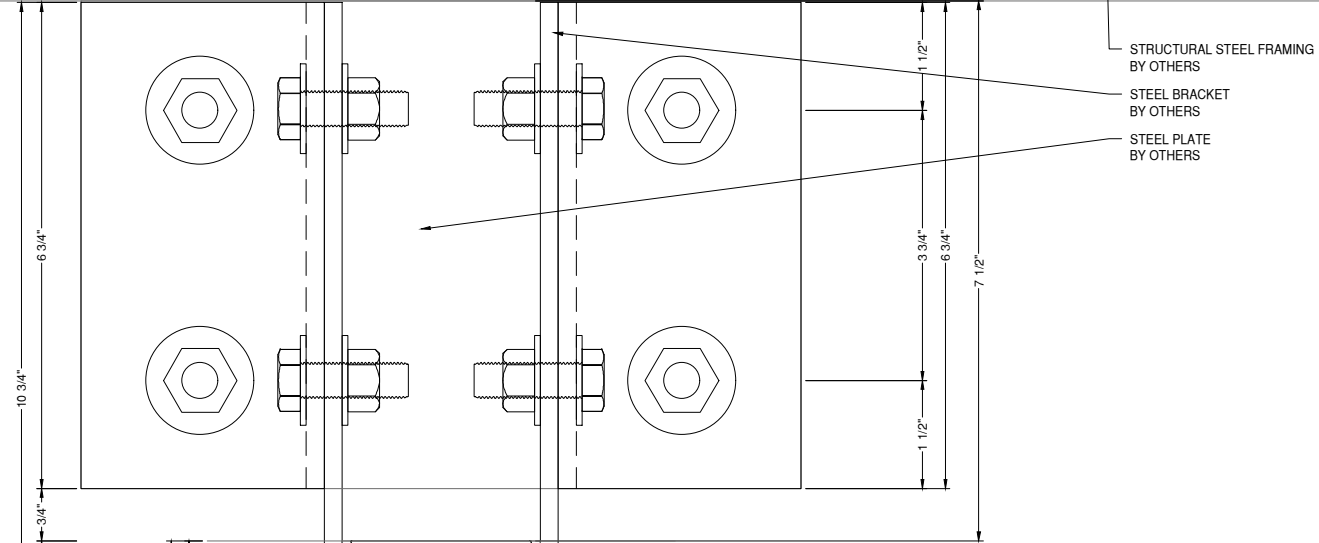

PROJECT NUMBER:  
**26-050E**

PROJECT NAME  
**MORTON TRAVEL PLAZA**

SHEET DESCRIPTION:  
**DETAILS**

SHEET:  
**D14**

NOTE:  
ALL DIMENSIONS TO BE FIELD  
VERIFIED PRIOR TO FABRICATION



32 | G1 | **ANCHOR DETAIL**  
D15 | A613 | **DRAWING SCALE**  
 24x36: 3/4:1  
 11x17: 3/8:1

750 OG

NOTE:  
FASTENERS SHOWN FOR LOCATION  
REFERENCE ONLY. FASTENER TYPE, SIZE  
AND SPACING ARE TO BE DETERMINED  
BY THE PROFESSIONAL ENGINEER.

# GLAZING CONTRACTOR

999 STREET, ST  
CITY, STATE 99999  
PH: 999.999.9999



www.MPDRAFTING.com  
P: 248.522.7096  
F: 248.522.7030

## ARCHITECT

HNTB  
715 KIRK DR.  
KANSAS CITY, MO 64105

## STAMP AREA

MOST RECENT REVISION	DATE
0	02.26.2026

PROJECT NUMBER:  
**26-050E**

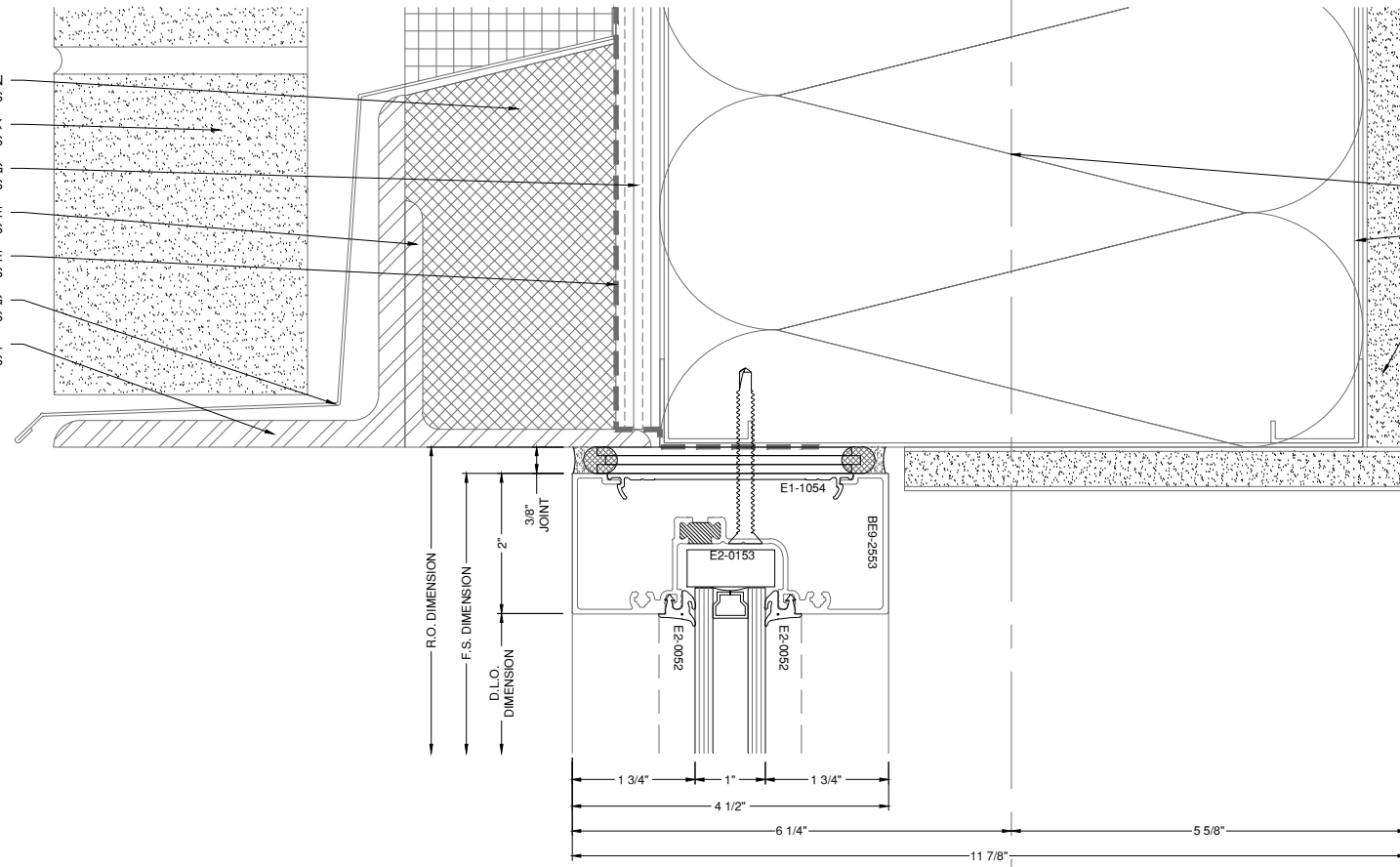
PROJECT NAME  
**MORTON TRAVEL PLAZA**

SHEET DESCRIPTION:  
**DETAILS**

SHEET:  
**D15**

NOTE:  
ALL DIMENSIONS TO BE FIELD  
VERIFIED PRIOR TO FABRICATION

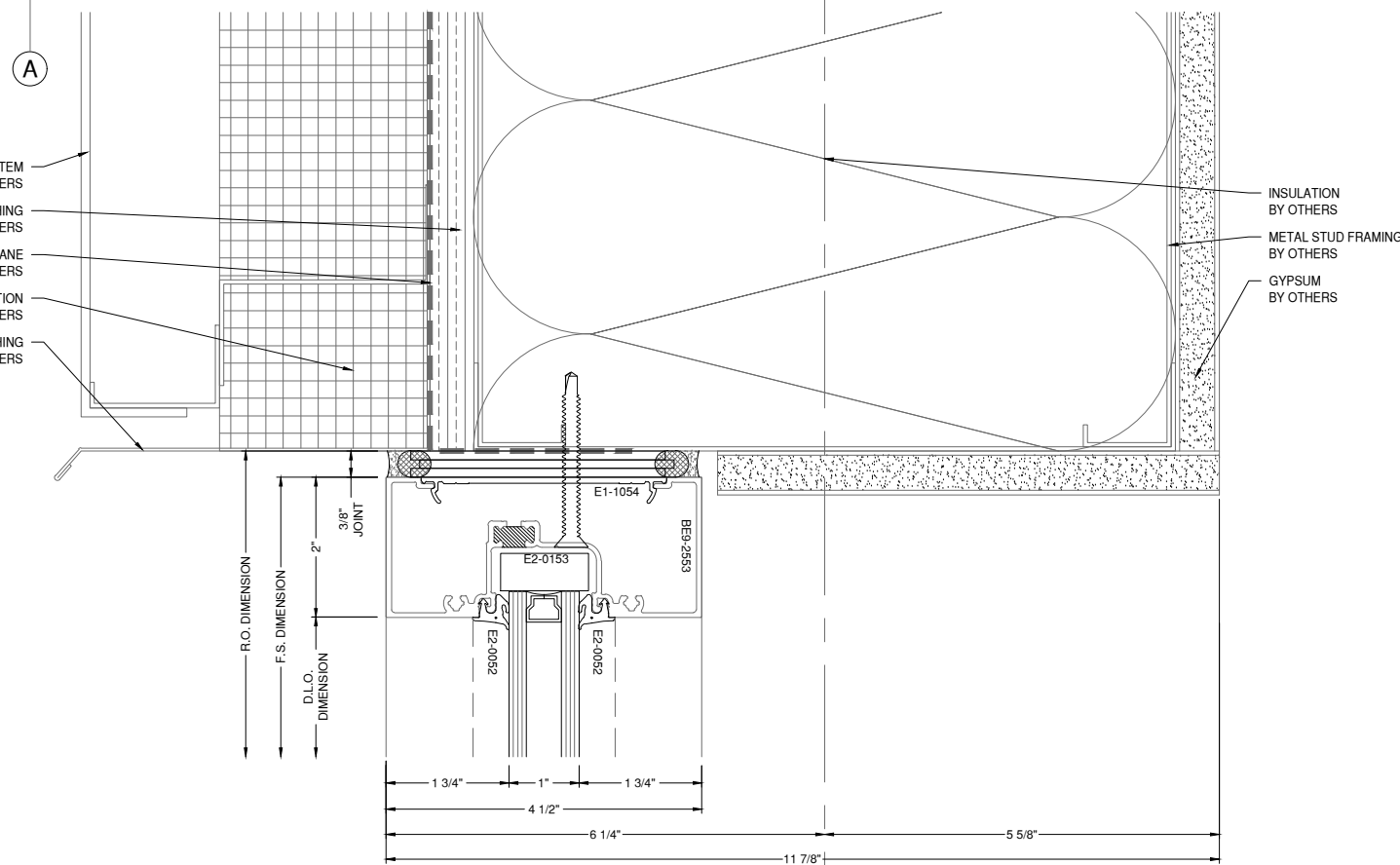
- SPRAY FOAM INSULATION  
BY OTHERS
- BRICK  
BY OTHERS
- SHEATHING  
BY OTHERS
- STEEL ANGLE  
BY OTHERS
- MEMBRANE  
BY OTHERS
- FLASHING  
BY OTHERS
- STEEL LINTEL  
BY OTHERS



- INSULATION  
BY OTHERS
- METAL STUD FRAMING  
BY OTHERS
- GYP SUM  
BY OTHERS

**33** G3 HEAD DETAIL  
D16 A620 DRAWING SCALE  
24x36: 3/4:1  
11x17: 3/8:1  
YES45TU

- METAL PANEL SYSTEM  
BY OTHERS
- SHEATHING  
BY OTHERS
- MEMBRANE  
BY OTHERS
- INSULATION  
BY OTHERS
- FLASHING  
BY OTHERS



- INSULATION  
BY OTHERS
- METAL STUD FRAMING  
BY OTHERS
- GYP SUM  
BY OTHERS

**34** G1 HEAD DETAIL  
D16 A620 DRAWING SCALE  
24x36: 3/4:1  
11x17: 3/8:1  
YES45TU

NOTE:  
FASTENERS SHOWN FOR LOCATION  
REFERENCE ONLY. FASTENER TYPE, SIZE  
AND SPACING ARE TO BE DETERMINED  
BY THE PROFESSIONAL ENGINEER.

# GLAZING CONTRACTOR

999 STREET, ST  
CITY, STATE 99999  
PH: 999.999.9999



www.MPDRAFTING.com  
P: 248.522.7096  
F: 248.522.7030

## ARCHITECT

HNTB  
715 KIRK DR.  
KANSAS CITY, MO 64105

## STAMP AREA

<b>MOST RECENT REVISION</b>	<b>DATE</b>
0	02.26.2026

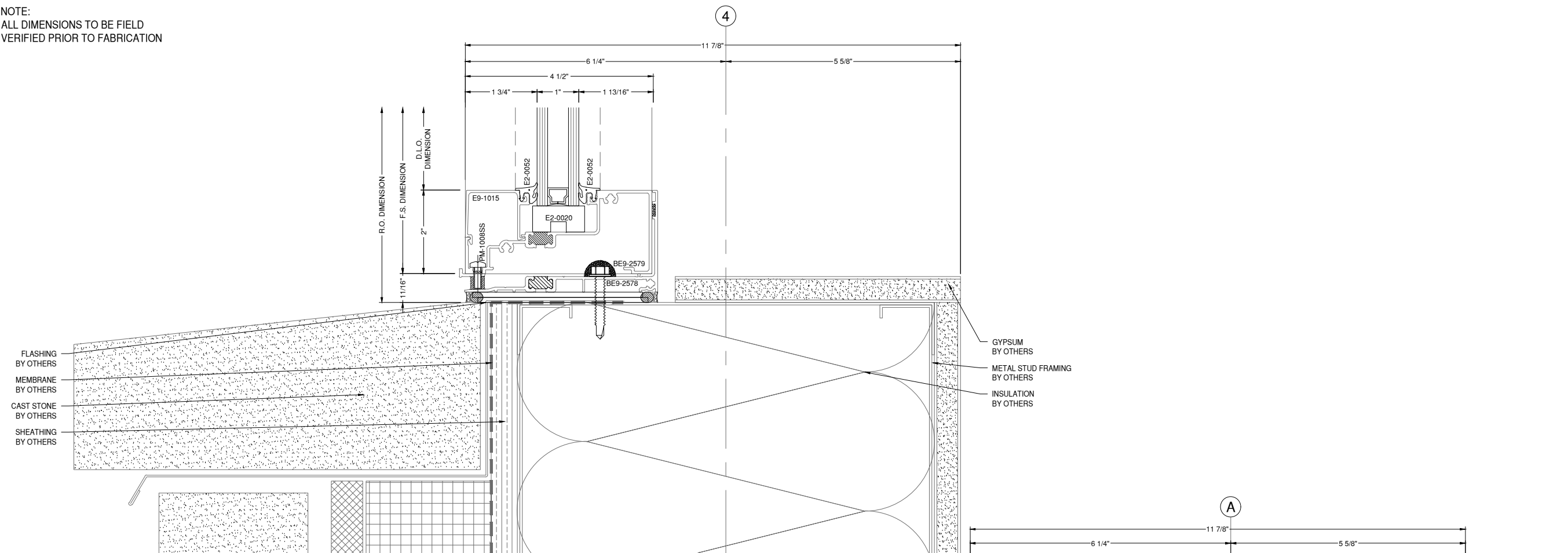
**PROJECT NUMBER:**  
26-050E

**PROJECT NAME**  
MORTON TRAVEL PLAZA

**SHEET DESCRIPTION:**  
DETAILS

**SHEET:**  
**D16**

NOTE:  
ALL DIMENSIONS TO BE FIELD  
VERIFIED PRIOR TO FABRICATION



**35** F3 SILL DETAIL YES45TU  
D17 A620  
DRAWING SCALE  
24x36: 3/4:1  
11x17: 3/8:1

FLASHING  
BY OTHERS  
MEMBRANE  
BY OTHERS  
CAST STONE  
BY OTHERS  
SHEATHING  
BY OTHERS

GYPSUM  
BY OTHERS  
METAL STUD FRAMING  
BY OTHERS  
INSULATION  
BY OTHERS

FLASHING  
BY OTHERS  
INSULATION  
BY OTHERS  
MEMBRANE  
BY OTHERS  
SHEATHING  
BY OTHERS  
METAL PANEL SYSTEM  
BY OTHERS

GYPSUM  
BY OTHERS  
METAL STUD FRAMING  
BY OTHERS  
INSULATION  
BY OTHERS

NOTE:  
FASTENERS SHOWN FOR LOCATION  
REFERENCE ONLY. FASTENER TYPE, SIZE  
AND SPACING ARE TO BE DETERMINED  
BY THE PROFESSIONAL ENGINEER.

**36** F1 SILL DETAIL YES45TU  
D17 A620  
DRAWING SCALE  
24x36: 3/4:1  
11x17: 3/8:1

# GLAZING CONTRACTOR

999 STREET, ST  
CITY, STATE 99999  
PH: 999.999.9999

**MP** drafting  
& design  
www.MPDRAFTING.com  
P: 248.522.7096  
F: 248.522.7030

**ARCHITECT**  
HNTB  
715 KIRK DR.  
KANSAS CITY, MO 64105

## STAMP AREA

<b>MOST RECENT REVISION</b>	<b>DATE</b>
0	02.26.2026

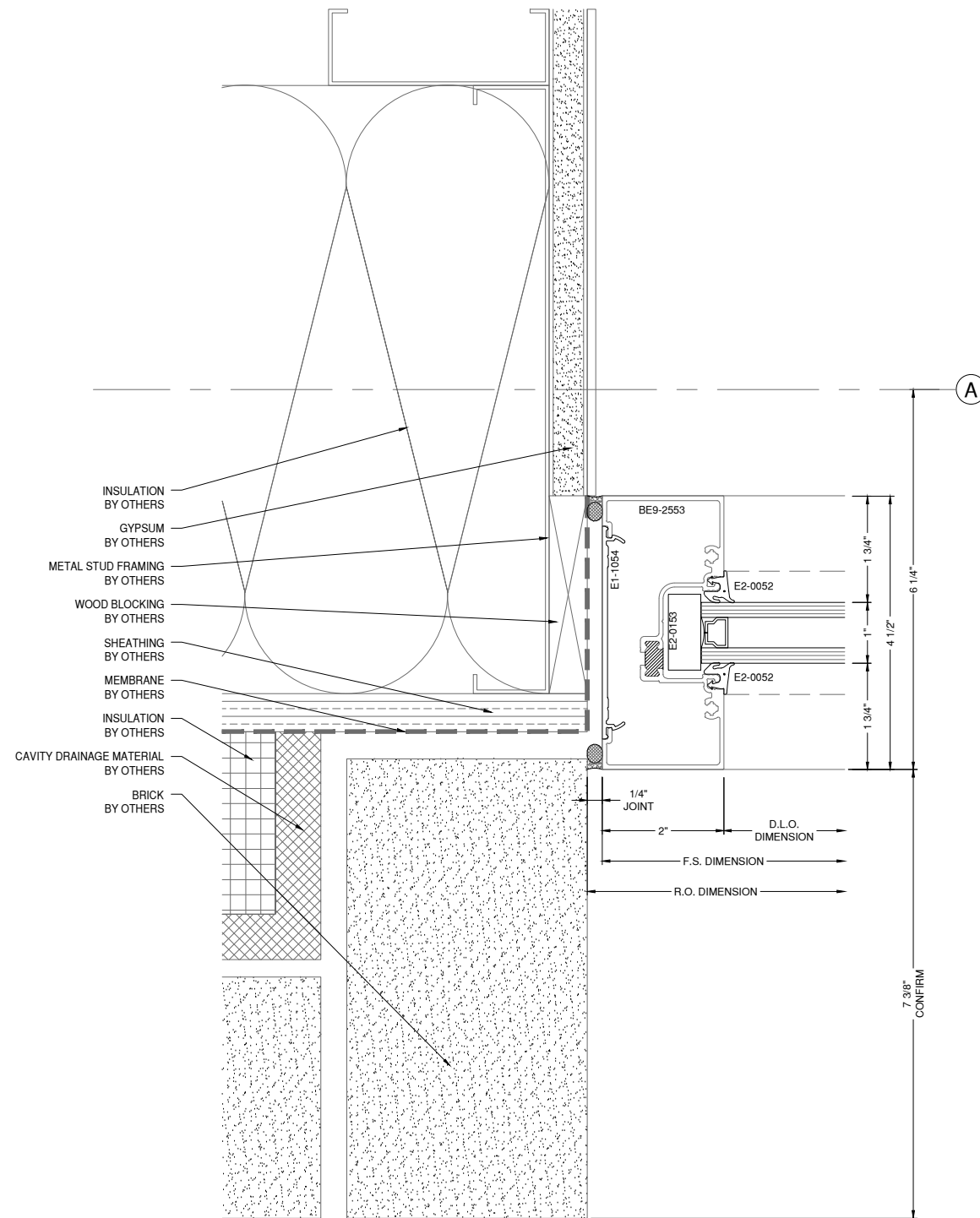
**PROJECT NUMBER:**  
26-050E

**PROJECT NAME**  
MORTON TRAVEL PLAZA

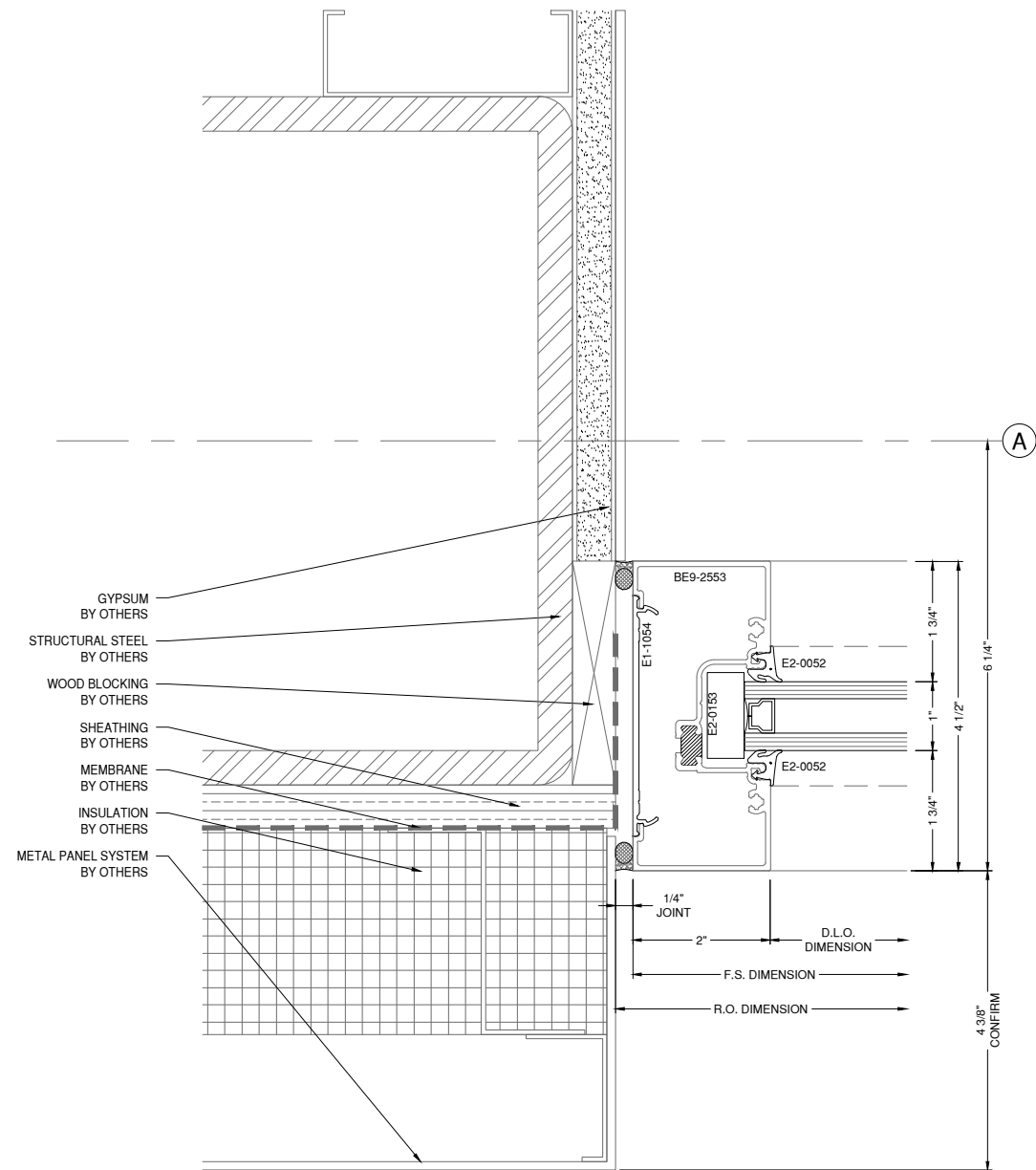
**SHEET DESCRIPTION:**  
DETAILS

**SHEET:**  
**D17**

NOTE:  
ALL DIMENSIONS TO BE FIELD  
VERIFIED PRIOR TO FABRICATION



37 G1 JAMB DETAIL YES45TU  
D18 A602 DRAWING SCALE  
24x36: 3/4:1  
11x17: 3/8:1



38 C1 JAMB DETAIL YES45TU  
D18 A602 DRAWING SCALE  
24x36: 3/4:1  
11x17: 3/8:1

# GLAZING CONTRACTOR

999 STREET, ST  
CITY, STATE 99999  
PH: 999.999.9999

**MP** drafting  
& design

www.MPDRAFTING.com  
P: 248.522.7096  
F: 248.522.7030

## ARCHITECT

HNTB  
715 KIRK DR.  
KANSAS CITY, MO 64105

## STAMP AREA

MOST RECENT REVISION	DATE
0	02.26.2026

PROJECT NUMBER:  
26-050E

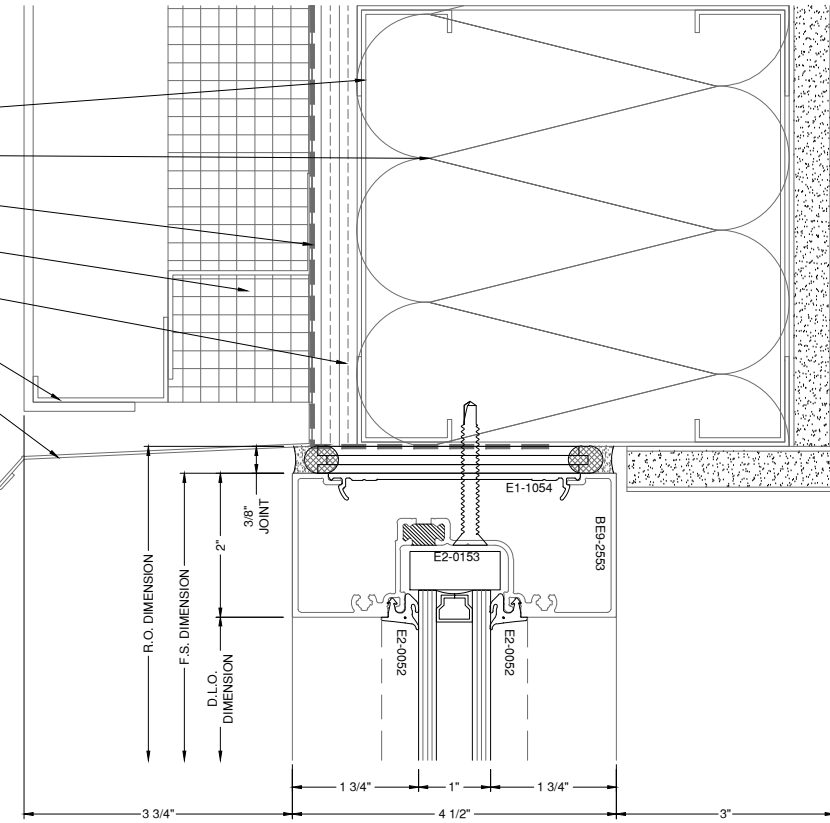
PROJECT NAME  
MORTON TRAVEL PLAZA

SHEET DESCRIPTION:  
DETAILS

SHEET:  
**D18**

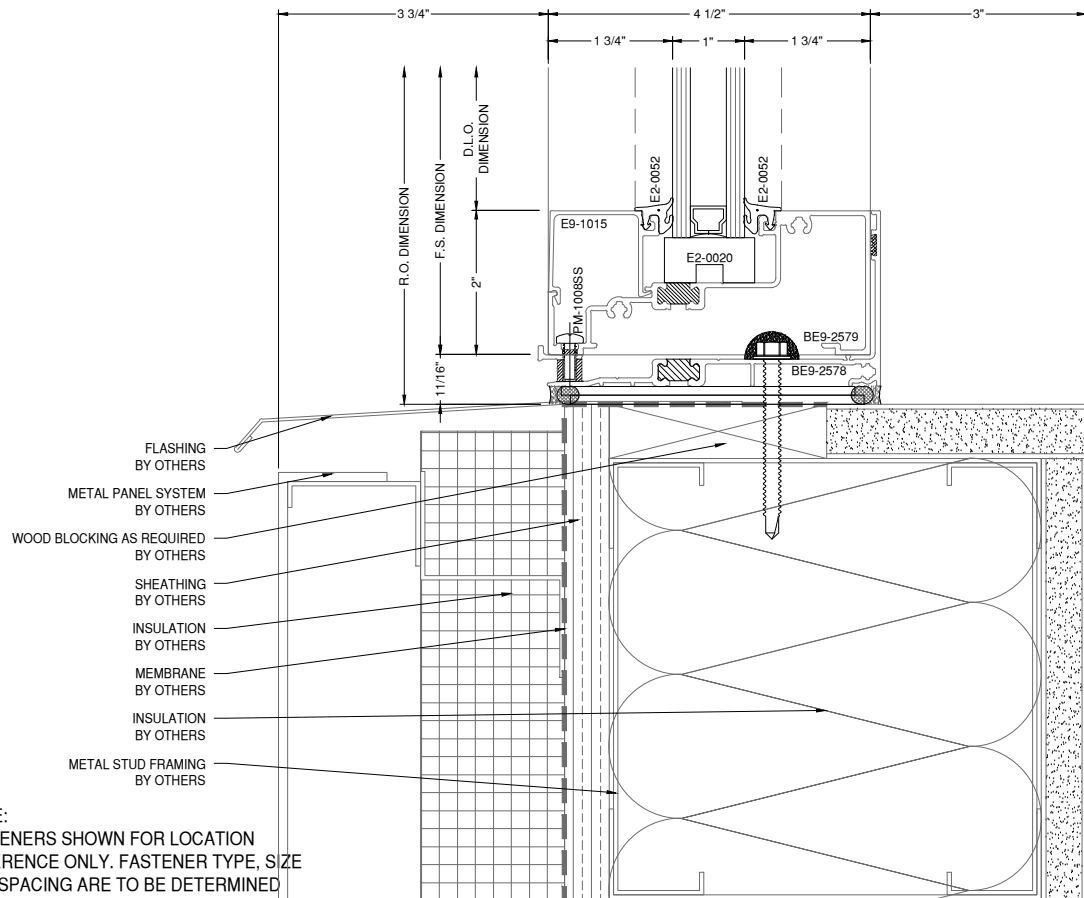
NOTE:  
ALL DIMENSIONS TO BE FIELD  
VERIFIED PRIOR TO FABRICATION

- METAL STUD FRAMING BY OTHERS
- INSULATION BY OTHERS
- MEMBRANE BY OTHERS
- INSULATION BY OTHERS
- SHEATHING BY OTHERS
- METAL PANEL SYSTEM BY OTHERS
- FLASHING BY OTHERS



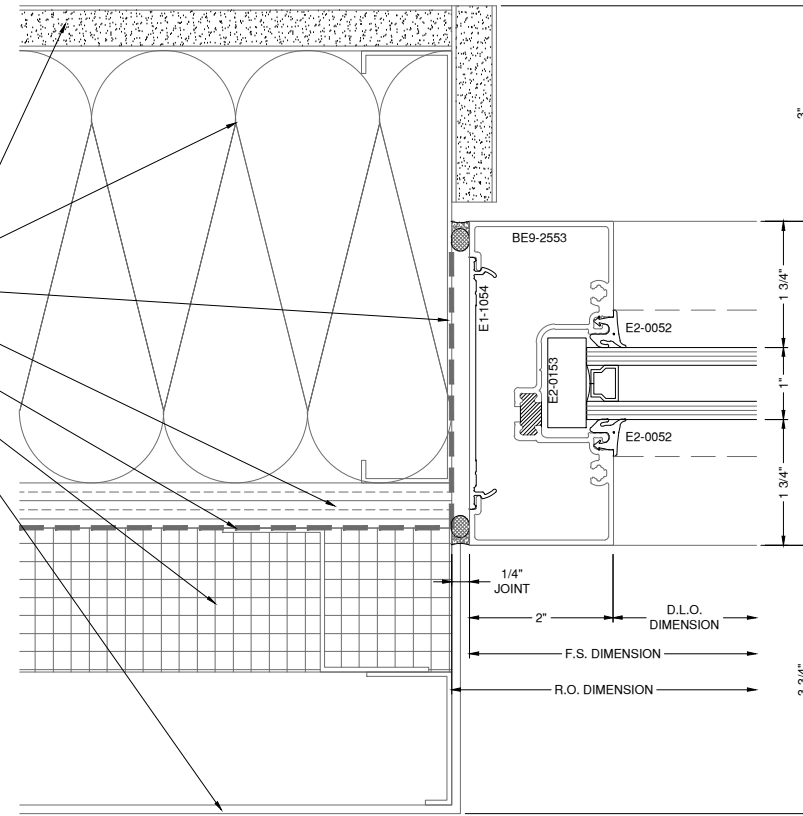
**39** HEAD DETAIL  
D19 A617  
DRAWING SCALE  
24x36: 3/4:1  
11x17: 3/8:1  
YES45TU

**40** SILL DETAIL  
D19 A617  
DRAWING SCALE  
24x36: 3/4:1  
11x17: 3/8:1  
YES45TU

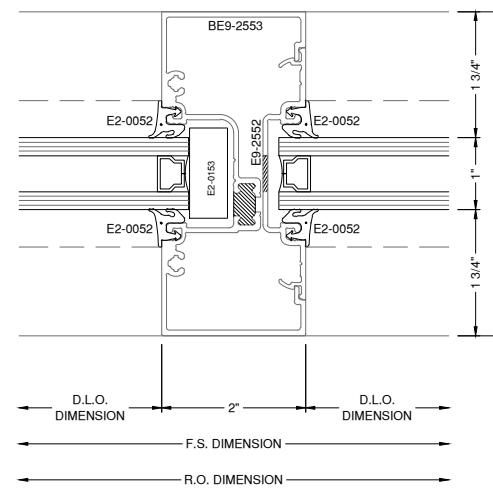


NOTE:  
FASTENERS SHOWN FOR LOCATION  
REFERENCE ONLY. FASTENER TYPE, SIZE  
AND SPACING ARE TO BE DETERMINED  
BY THE PROFESSIONAL ENGINEER.

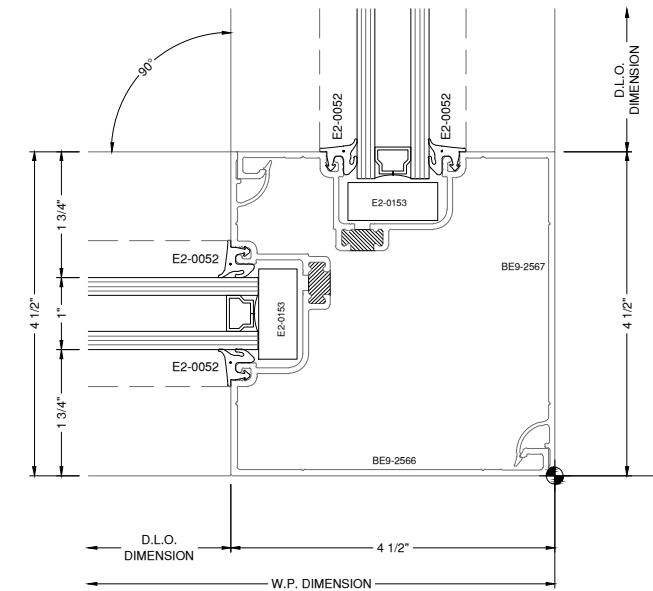
- GYPSUM BY OTHERS
- INSULATION BY OTHERS
- METAL STUD FRAMING BY OTHERS
- SHEATHING BY OTHERS
- MEMBRANE BY OTHERS
- INSULATION BY OTHERS
- METAL PANEL SYSTEM BY OTHERS



**41** JAMB DETAIL  
D19 A603  
DRAWING SCALE  
24x36: 3/4:1  
11x17: 3/8:1  
YES45TU



**42** VERT. DETAIL  
D19  
DRAWING SCALE  
24x36: 3/4:1  
11x17: 3/8:1  
YES45TU



**43** CORNER DETAIL  
D19  
DRAWING SCALE  
24x36: 3/4:1  
11x17: 3/8:1  
YES45TU

# GLAZING CONTRACTOR

999 STREET, ST  
CITY, STATE 99999  
PH: 999.999.9999



www.MPDRAFTING.com  
P: 248.522.7096  
F: 248.522.7030

## ARCHITECT

HNTB  
715 KIRK DR.  
KANSAS CITY, MO 64105

## STAMP AREA

MOST RECENT REVISION	DATE
0	02.26.2026

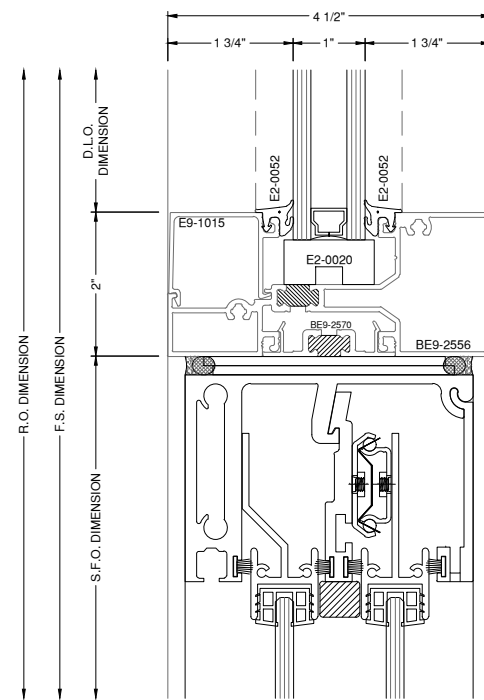
PROJECT NUMBER:  
**26-050E**

PROJECT NAME  
**MORTON TRAVEL PLAZA**

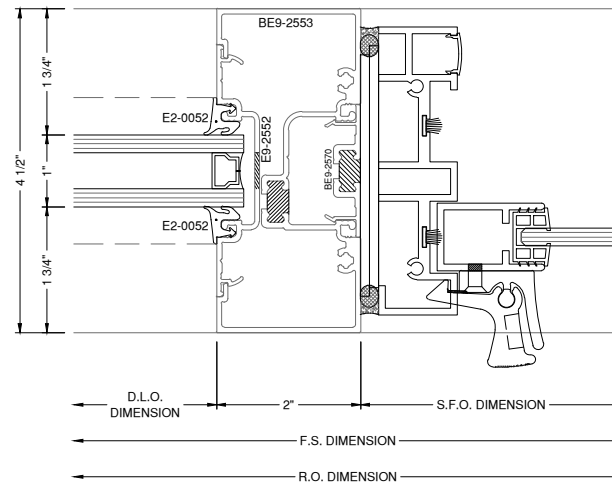
SHEET DESCRIPTION:  
**DETAILS**

SHEET:  
**D19**

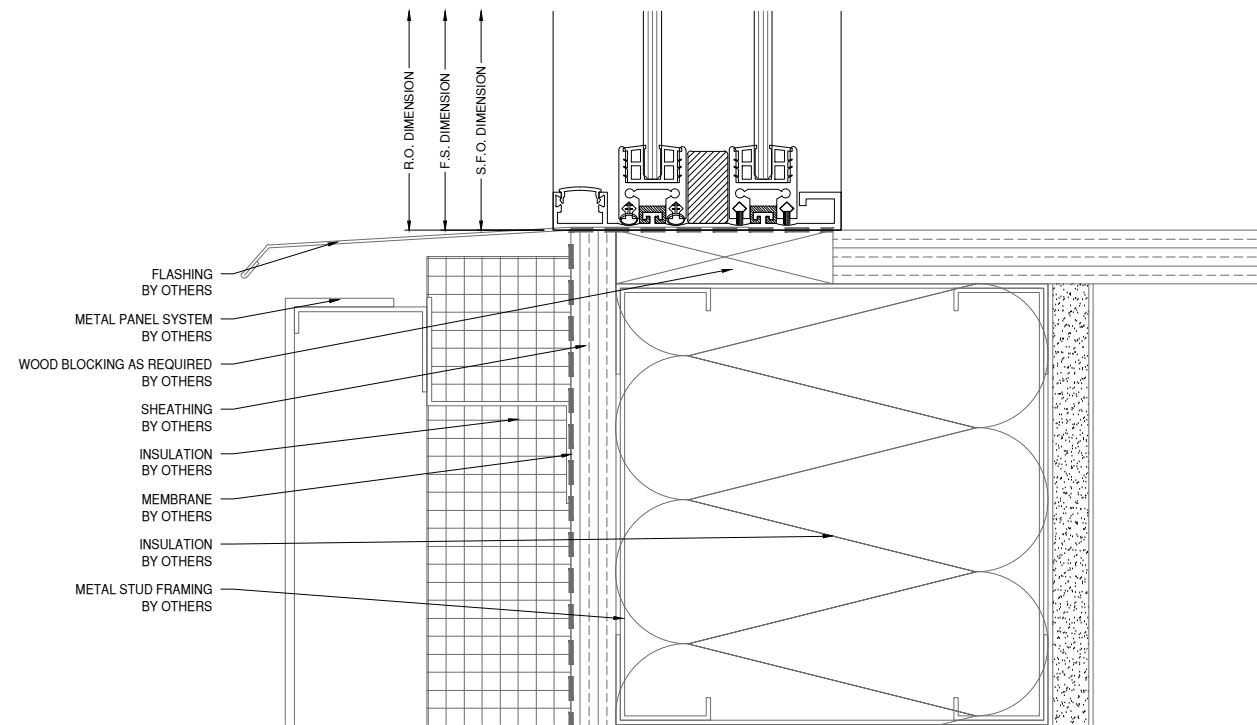
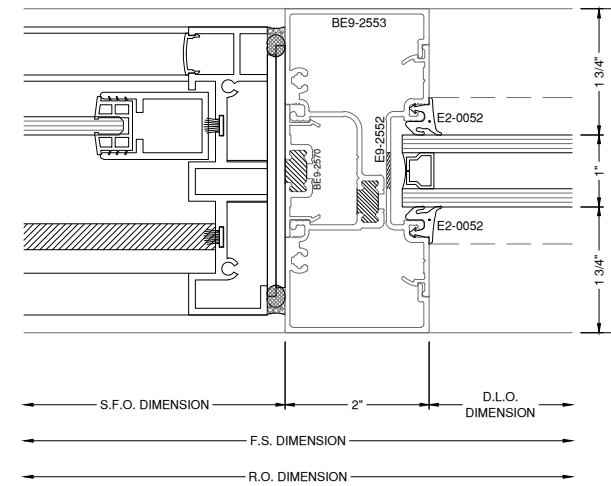
NOTE:  
ALL DIMENSIONS TO BE FIELD  
VERIFIED PRIOR TO FABRICATION



**44** SECTION DETAIL  
D20 A617  
DRAWING SCALE  
24x36: 3/4:1  
11x17: 3/8:1  
YES45TU  
DW1800P



**45** SECTION DETAIL  
D20  
DRAWING SCALE  
24x36: 3/4:1  
11x17: 3/8:1  
YES45TU  
DW1800P



NOTE:  
FASTENERS SHOWN FOR LOCATION  
REFERENCE ONLY. FASTENER TYPE, SIZE  
AND SPACING ARE TO BE DETERMINED  
BY THE PROFESSIONAL ENGINEER.

# GLAZING CONTRACTOR

999 STREET, ST  
CITY, STATE 99999  
PH: 999.999.9999



www.MPDRAFTING.com  
P: 248.522.7096  
F: 248.522.7030

## ARCHITECT

HNTB  
715 KIRK DR.  
KANSAS CITY, MO 64105

## STAMP AREA

<b>MOST RECENT REVISION</b>	<b>DATE</b>
0	02.26.2026

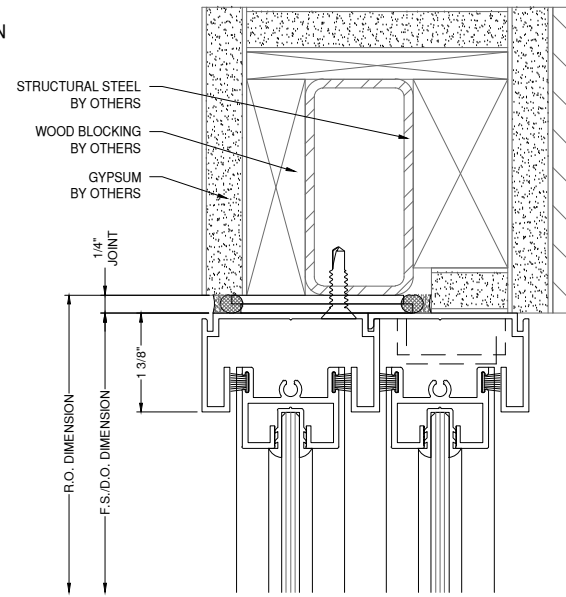
**PROJECT NUMBER:**  
26-050E

**PROJECT NAME**  
MORTON TRAVEL PLAZA

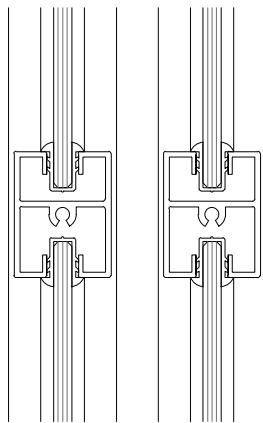
**SHEET DESCRIPTION:**  
DETAILS

**SHEET:**  
D20

NOTE:  
ALL DIMENSIONS TO BE FIELD  
VERIFIED PRIOR TO FABRICATION

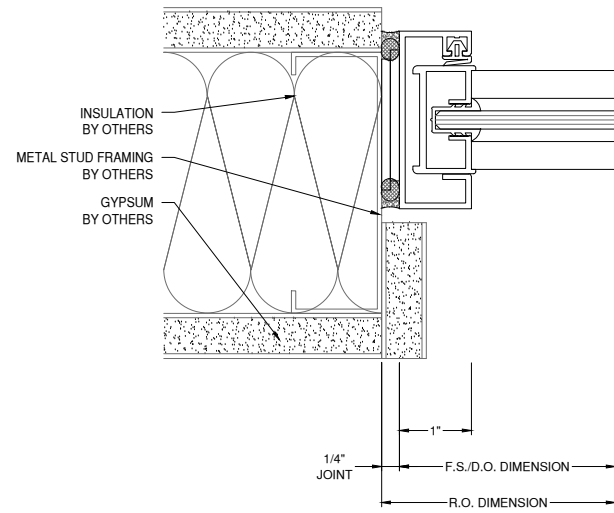


R.O. DIMENSION  
F.S./D.O. DIMENSION  
1.38\"/>

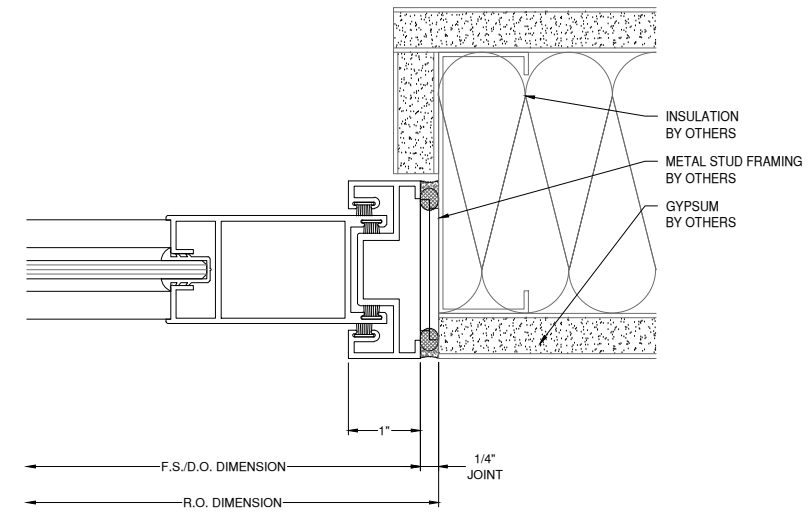
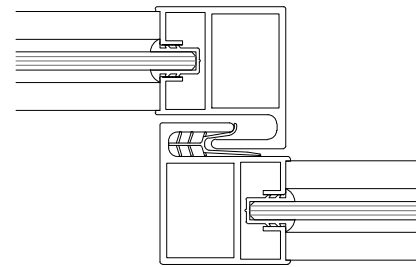


45 C4 SLIDER SECTION  
D21 A810  
DRAWING SCALE  
24x36: 3/4:1  
11x17: 3/8:1

1010



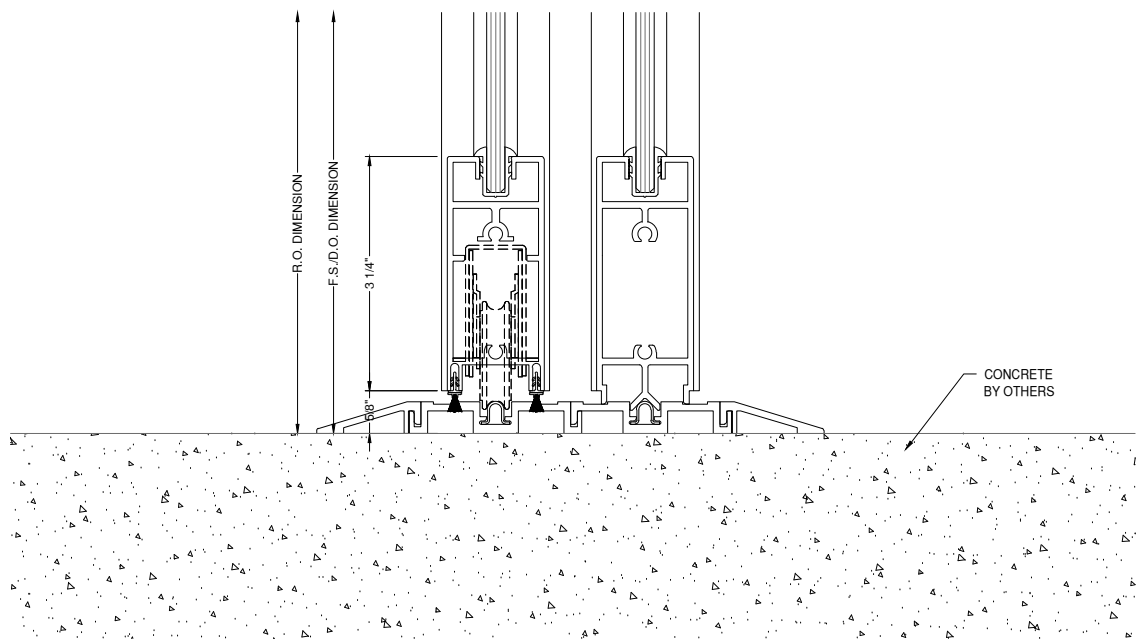
1\"/>



F.S./D.O. DIMENSION  
R.O. DIMENSION  
1/4\"/>

46 C4 SLIDER SECTION  
D21 A810  
DRAWING SCALE  
24x36: 3/4:1  
11x17: 3/8:1

1010



CONCRETE  
BY OTHERS

NOTE:  
FASTENERS SHOWN FOR LOCATION  
REFERENCE ONLY. FASTENER TYPE, SIZE  
AND SPACING ARE TO BE DETERMINED  
BY THE PROFESSIONAL ENGINEER.

# GLAZING CONTRACTOR

999 STREET, ST  
CITY, STATE 99999  
PH: 999.999.9999



www.MPDRAFTING.com  
P: 248.522.7096  
F: 248.522.7030

## ARCHITECT

HNTB  
715 KIRK DR.  
KANSAS CITY, MO 64105

## STAMP AREA

MOST RECENT REVISION	DATE
0	02.26.2026

PROJECT NUMBER:  
26-050E

PROJECT NAME  
MORTON TRAVEL PLAZA

SHEET DESCRIPTION:  
DETAILS

SHEET:  
**D21**