

THE BROOKS APARTMENTS

9900 56TH AVE N, PLYMOUTH, MN 55442

PAC-CLAD PANEL SHOP DRAWING PACKAGE

GLAZING
CONTRACTOR

999 STREET, ST
CITY, STATE 99999
PH: 999.999.9999

FINISH SCHEDULE

PAC-CLAD 12" FLUSH PANELS	 -SLATE GRAY	 -MIDNIGHT BRONZE
	 -MUSKET GRAY	
	 -CITYSCAPE	

SYSTEM NOTES

SYSTEMS TYPES
SYSTEM #1: PAC-CLAD 12" FLUSH PANELS




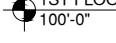








FINISHES
MUSKET GRAY - PAC-CLAD TRIM
MIDNIGHT BRONZE - PAC-CLAD SOFFIT AND TRIM ALONG PARAPET

SEALANT TYPES
TBD

STRUCTURE BY OTHERS
THE BUILDING STRUCTURE AND COMPONENTS THEREOF MUST BE CAPABLE OF SAFELY CARRYING THE LOADS IMPOSED UPON IT BY THE SYSTEMS DETAILED, INCLUDING BUT NOT LIMITED TO DEAD LOADS OF THE SYSTEMS, WIND LOADINGS, THERMAL LOADINGS, SEISMIC LOADINGS, SNOW LOADINGS AND LIVE LOADINGS.

NOTES:
THESE SHOP DRAWINGS HAVE BEEN PREPARED BASED ON ARCHITECTURAL DRAWINGS:
THE BROOKS APARTMENTS - ASI #04 - 02.14.24

SYMBOLS

 - GLAZING IDENTIFICATION	 - WORK POINT
 - DETAIL IDENTIFICATION /PAGE NUMBER	 1ST FLOOR 100'-0" - ELEVATION BENCHMARK
 - COLUMN LINE	 - DEAD LOAD ANCHOR
 - SECTION	 - WIND LOAD ANCHOR
 - VIEW	 - REVISION NUMBER CALL-OUT
 - SCHEDULED HARDWARE	 - STEEL CALL-OUT

R.O. - ROUGH OPENING	N.T.S. - NOT TO SCALE
D.O. - DOOR OPENING	F.F. - FINISH FLOOR
D.L.O. - DAY LIGHT OPENING	V.I.F. - VERIFY IN FIELD
S.F.O. - STOREFRONT OPENING	DL - DEADLOAD
C.W.O. - CURTAINWALL OPENING	WL - WINDLOAD
G.S. - GLASS SIZE	E.O.G - EDGE OF GLASS
F.S. - FRAME SIZE	T/O - TOP OF
W.P. - WORK POINT	B/O - BOTTOM OF
CL - CENTER LINE	REF. - REFERENCE

DRAWING NOTES

- MP DRAFTING & DESIGN AND THE CUSTOMER WILL ASSUME NO RESPONSIBILITY FOR ERRORS RESULTING FROM THE USE OF THESE DRAWINGS BY OTHER TRADES.
 - FINAL APPROVAL BY THE GENERAL CONTRACTOR CONSTITUTES ACCEPTANCE OF ALL DEVIATIONS TO THE CONTRACT DOCUMENTS MADE BY MP DRAFTING & DESIGN AND THE CUSTOMER IN THESE DRAWINGS.
 - THESE DRAWINGS REPRESENT MP DRAFTING'S AND THE CUSTOMER'S INTERPRETATION OF THE APPLICATION OF PRODUCTS TO THIS PROJECT IN FUNCTIONAL COMPLIANCE WITH THE ARCHITECT'S DRAWINGS AND SPECIFICATION. IT IS IMPORTANT THAT THIS INTERPRETATION BE REVIEWED DIMENSIONALLY AND FUNCTIONALLY WITH RESPECT TO ACTUAL ARCHITECT'S INTENT, INTERFACING CONDITIONS, MATERIAL AND JOB SITE CONDITIONS.
 - ALL DIMENSIONS SHALL BE FIELD VERIFIED AND/OR APPROVED BY THE GENERAL CONTRACTOR PRIOR TO GLASS ORDERING AND FABRICATION. MP DRAFTING & DESIGN AND THE CUSTOMER WILL ASSUME NO RESPONSIBILITY FOR DIMENSIONAL ERRORS OR CHANGES RESULTING FROM FIELD CORRECTIONS.
 - PROJECT MATERIALS MUST BE PROTECTED IMMEDIATELY FROM STAINING BY WET CARDBOARD PAPER AND FROM THE ACTION OF HARSH ALKALIS AND SAND IN CONCRETE, STUCCO, MORTAR OR PLASTER. THE SETTING OF THE PROJECT MATERIALS REQUIRES THE GENERAL CONTRACTOR TO CLOSELY SUPERVISE OTHER TRADES SO AS TO PREVENT MARRING OR DISCOLORATION FROM ANY CAUSE.
 - ALL SEALANT JOINTS SHOULD BE SEALED WATERTIGHT FOLLOWING THE SEALANT MANUFACTURER'S RECOMMENDATIONS AS TO SIZE, METHOD OF APPLICATION AND COMPATIBILITY WITH ADJOINING MATERIALS.
 - ALL FRAMING SYSTEMS SHALL BE FABRICATED & INSTALLED PER THE MANUFACTURER'S INSTRUCTIONS.
 - THE ROUGH OPENINGS PROVIDED MUST BE SQUARE AND WITHIN SPECIFIED BUILDING TOLERANCES.
 - PERIMETER SUBSTRATE MUST BE CAPABLE OF WITHSTANDING REACTION FORCES IMPOSED BY DESIGN LOADS.
 - ALL FASTENING INFORMATION TO BE VERIFIED ON SITE BY CUSTOMER FOR VARIATION FROM SHOP DRAWINGS. ALL FASTENERS SHOWN FOR REFERENCE ONLY UNLESS SPECIFICALLY CALLED OUT BY PROFESSIONAL ENGINEER.
 - LAWS AND BUILDING AND SAFETY CODES GOVERNING THE DESIGN AND USE OF GLAZING ENTRANCE, WINDOW AND CURTAIN WALL PRODUCTS VARY WIDELY. MP DRAFTING & DESIGN AND THE CUSTOMER DOES NOT CONTROL THESE SELECTION OF PRODUCT CONFIGURATIONS, OPERATING HARDWARE OR GLAZING MATERIALS AND ASSUMES NO RESPONSIBILITY.
 - SEE CUSTOMER'S QUOTATION FOR ANY EXCLUDED ITEMS NOT NOTED WITHIN.
- PROPRIETARY NOTICE:**
THIS DRAWING SHEET AND CONTENTS HEREIN ARE PROPERTY OF MP DRAFTING & DESIGN AND ITS CUSTOMERS. USE OF THESE DRAWINGS, ITS CONTENT AND DESIGN CONCEPTS ARE INTENDED FOR THE USE OF THE INTENDED RECIPIENT. MP DRAFTING & DESIGN AND ITS CUSTOMERS ARE NOT RESPONSIBLE FOR USE BY OTHER PARTIES.

ENGINEERING

P.E. STRUCTURAL REVIEW INCLUDED: YES NO

TYPICAL ENGINEERING NOTE:

ENGINEERING REVIEW (IF REQUIRED) WILL BE PROVIDED AFTER 1ST SUBMITTAL APPROVAL OF THESE SHOP DRAWINGS. ALL APPLICABLE INFORMATION BELOW, SYSTEM REVIEW, REINFORCEMENT, FASTENERS, LOADS, ETC. WILL BE PROVIDED AT THAT TIME.

ARCHITECT NOTE: PLEASE VERIFY ALL INFORMATION BELOW

DESIGN LOADS: (PER ----)	-
BASIC WINDSPEED:	-
IMPORTANCE FACTOR:	-
EXPOSURE CATEGORY:	-
BUILDING HEIGHT:	-
TYPICAL WINDLOAD:	-
CORNER WINDLOAD:	-
SNOW LOADS:	-
ALLOWABLE DEFLECTION:	- L/175 (SPAN < 13'-6"), L/240+1/4" (SPAN >= 13'-6")

SHEET INDEX

C1	COVER SHEET
P1 THRU P16	FLOOR PLANS
S1 THRU S9	SECTIONS
E1 THRU E36	ELEVATIONS
D1 THRU D17	DETAILS





DIMENSION VERIFICATION

FIELD VERIFIED:
GUARANTEED DIMENSIONS:

REVISIONS

REV	DESCRIPTION	DATE	BY
0	1ST SUBMITTAL	03.13.24	SI
1	2ND SUBMITTAL	03.22.24	SI
2	3RD SUBMITTAL	04.02.24	SI

NOTE SYMBOL KEY

 ARCHITECT NOTE	 ENGINEERING NOTE ENGINEER OF RECORD OR DELEGATED DESIGN
 GLAZING CONTRACTOR OR PROJECT MANAGER NOTE	 FABRICATOR OR INSTALLER NOTE

MP drafting
& design

www.MPDRAFTING.com
P: 248.522.7096
F: 248.522.7030

ARCHITECT:

KAAS WILSON ARCHITECTS
1301 AMERICAN BLVD E. SUITE 100
BLOOMINGTON, MN 55425
P: 612.879.6000
F: 612.879.6666

ARCHITECT NOTE:
ALL NOTES REQUESTING VERIFICATION,
CONFIRMATION, OR INFORMATION THAT ARE
NOT ANSWERED ARE ASSUMED TO BE
CORRECT AS SHOWN ON THESE DRAWINGS.

STAMPS/ SUBMITTALS:

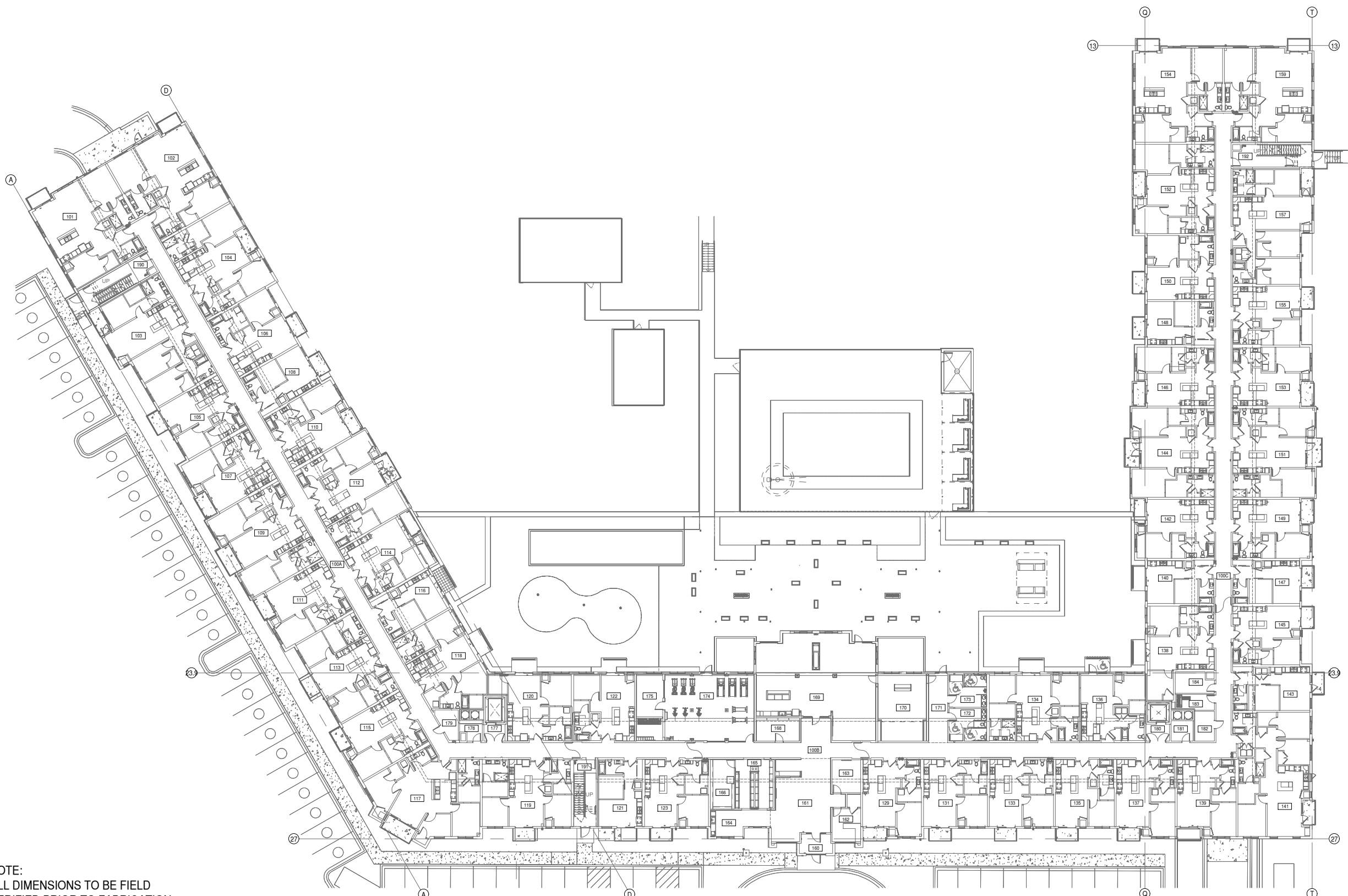
REVISION	DATE
0	03.13.24
1	03.22.24
2	04.02.24
-	-
-	-

PROJECT NUMBER:
24-015

PROJECT NAME:
THE BROOKS APTS

SHEET DESCRIPTION:
COVER SHEET

SHEET:
C1



NOTE:
ALL DIMENSIONS TO BE FIELD
VERIFIED PRIOR TO FABRICATION

NOTE:
THESE PLANS VIEWS ARE FOR LOCATION REFERENCE
ONLY. WALLS AND STRUCTURES WITHIN THE IMMEDIATE
SURROUNDINGS OF THE SCOPE OF WORK HAVE BEEN
INCLUDED. OTHER WALLS AND STRUCTURES MAY NOT
BE INCLUDED. PLEASE REFER TO THE MOST CURRENT
SET OF ARCHITECTURAL PLANS FOR FULL PLAN VIEWS.

1 LEVEL 1 OVERALL FLOOR PLAN
P1 DRAWING SCALE 24x36: N.T.S. 11x17: N.T.S. ARCH. REF. 1/A310



GLAZING CONTRACTOR

999 STREET, ST
CITY, STATE 99999
PH: 999.999.9999



www.MPDRAFTING.com

P: 248.522.7096
F: 248.522.7030

ARCHITECT:

KAAS WILSON ARCHITECTS

1301 AMERICAN BLVD E. SUITE 100
BLOOMINGTON, MN 55425
P: 612.879.6000
F: 612.879.6666

ARCHITECT NOTE:
ALL NOTES REQUESTING VERIFICATION,
CONFIRMATION, OR INFORMATION THAT ARE
NOT ANSWERED ARE ASSUMED TO BE
CORRECT AS SHOWN ON THESE DRAWINGS.

STAMPS/ SUBMITTALS:

REVISION	DATE
0	03.13.24
1	03.22.24
2	04.02.24
-	-
-	-

PROJECT NUMBER:
24-015

PROJECT NAME:
THE BROOKS APTS

SHEET DESCRIPTION:
PLAN VIEW

SHEET:
P1

GLAZING CONTRACTOR

999 STREET, ST
CITY, STATE 99999
PH: 999.999.9999



www.MPDRAFTING.com

P: 248.522.7096
F: 248.522.7030

ARCHITECT:

KAAS WILSON ARCHITECTS
1301 AMERICAN BLVD E. SUITE 100
BLOOMINGTON, MN 55425
P: 612.879.6000
F: 612.879.6666

ARCHITECT NOTE:
ALL NOTES REQUESTING VERIFICATION,
CONFIRMATION, OR INFORMATION THAT ARE
NOT ANSWERED ARE ASSUMED TO BE
CORRECT AS SHOWN ON THESE DRAWINGS.

STAMPS/ SUBMITTALS:

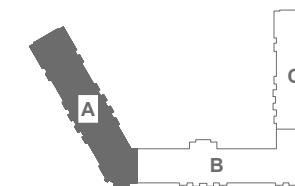
REVISION	DATE
0	03.13.24
1	03.22.24
2	04.02.24
-	-

PROJECT NUMBER:
24-015

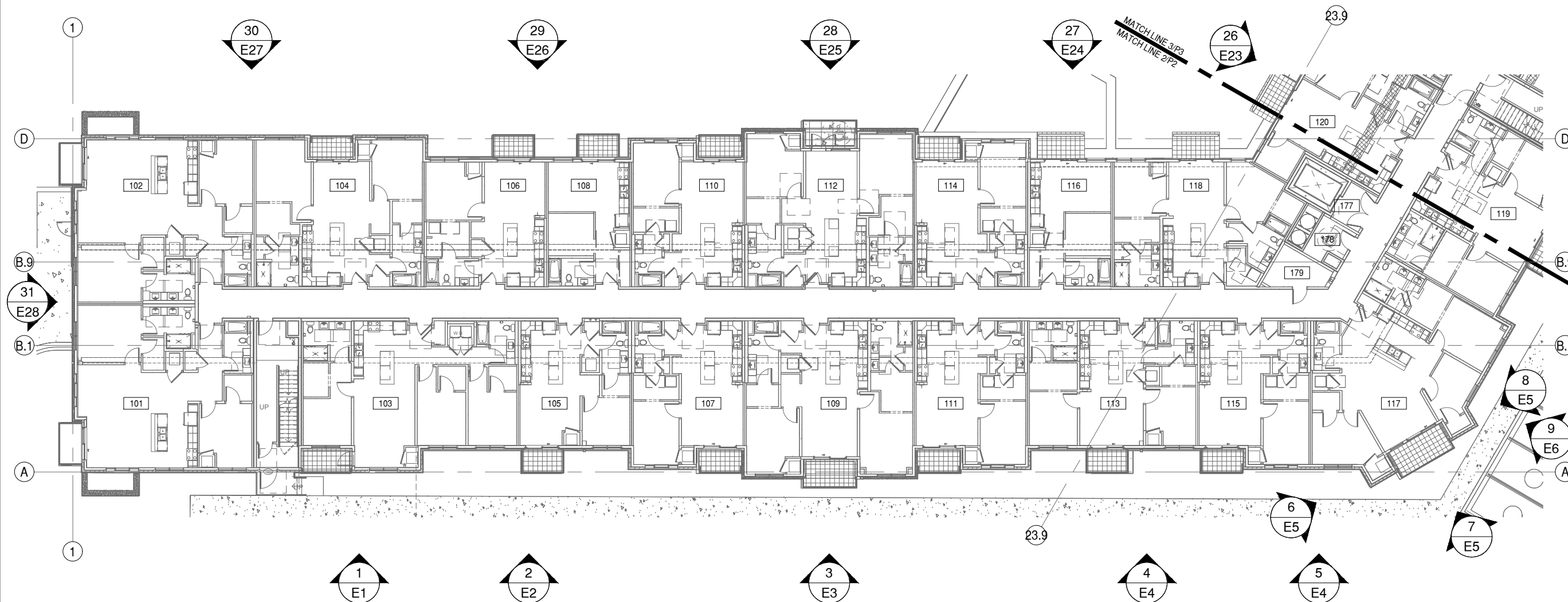
PROJECT NAME:
THE BROOKS APTS

SHEET DESCRIPTION:
PLAN VIEW

SHEET:
P2



KEY PLAN



NOTE:
ALL DIMENSIONS TO BE FIELD
VERIFIED PRIOR TO FABRICATION

NOTE:
THESE PLANS VIEWS ARE FOR LOCATION REFERENCE
ONLY. WALLS AND STRUCTURES WITHIN THE IMMEDIATE
SURROUNDINGS OF THE SCOPE OF WORK HAVE BEEN
INCLUDED. OTHER WALLS AND STRUCTURES MAY NOT
BE INCLUDED. PLEASE REFER TO THE MOST CURRENT
SET OF ARCHITECTURAL PLANS FOR FULL PLAN VIEWS.

2 LEVEL 1 - AREA A
P2 DRAWING SCALE
24x36: N.T.S. ARCH. REF.
11x17: N.T.S. 1/A311



GLAZING CONTRACTOR

999 STREET, ST
CITY, STATE 99999
PH: 999.999.9999



www.MPDRAFTING.com

P: 248.522.7096
F: 248.522.7030

ARCHITECT:

KAAS WILSON ARCHITECTS
1301 AMERICAN BLVD E. SUITE 100
BLOOMINGTON, MN 55425
P: 612.879.6000
F: 612.879.6666

ARCHITECT NOTE:
ALL NOTES REQUESTING VERIFICATION,
CONFIRMATION, OR INFORMATION THAT ARE
NOT ANSWERED ARE ASSUMED TO BE
CORRECT AS SHOWN ON THESE DRAWINGS.

STAMPS/ SUBMITTALS:

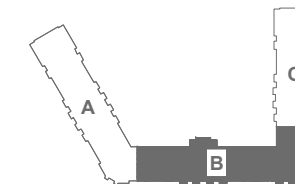
REVISION	DATE
0	03.13.24
1	03.22.24
2	04.02.24
-	-
-	-

PROJECT NUMBER:
24-015

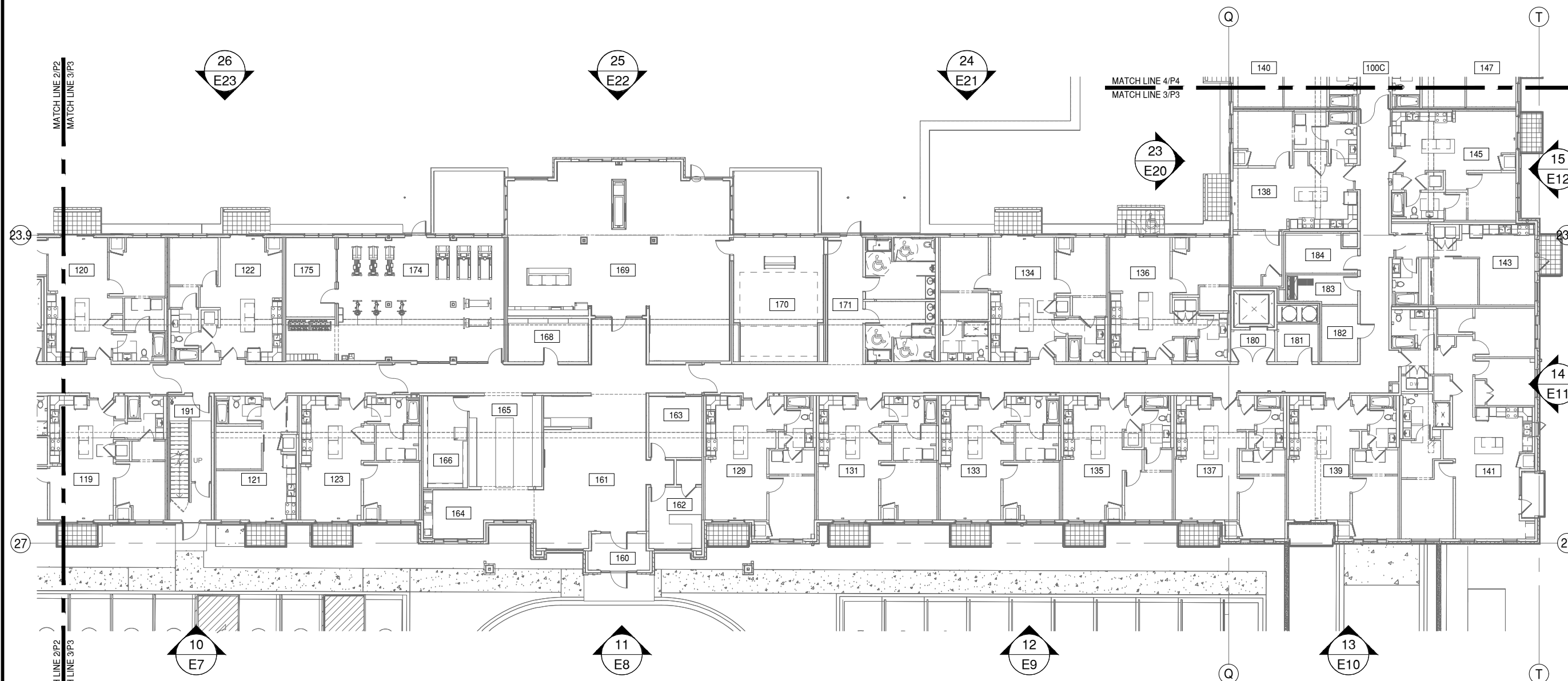
PROJECT NAME:
THE BROOKS APTS

SHEET DESCRIPTION:
PLAN VIEW

SHEET:
P3



KEY PLAN



NOTE:
ALL DIMENSIONS TO BE FIELD
VERIFIED PRIOR TO FABRICATION

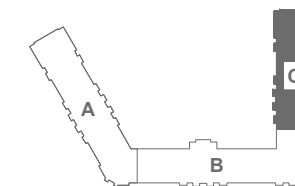
NOTE:
THESE PLANS VIEWS ARE FOR LOCATION REFERENCE
ONLY. WALLS AND STRUCTURES WITHIN THE IMMEDIATE
SURROUNDINGS OF THE SCOPE OF WORK HAVE BEEN
INCLUDED. OTHER WALLS AND STRUCTURES MAY NOT
BE INCLUDED. PLEASE REFER TO THE MOST CURRENT
SET OF ARCHITECTURAL PLANS FOR FULL PLAN VIEWS.

3 LEVEL 1 - AREA B
P3 DRAWING SCALE
24x36: N.T.S. ARCH. REF.
11x17: N.T.S. 1/A312



GLAZING CONTRACTOR

999 STREET, ST
CITY, STATE 99999
PH: 999.999.9999



KEY PLAN

MP drafting & design

www.MPDRAFTING.com

P: 248.522.7096
F: 248.522.7030

ARCHITECT:

KAAS WILSON ARCHITECTS

1301 AMERICAN BLVD E. SUITE 100
BLOOMINGTON, MN 55425
P: 612.879.6000
F: 612.879.6666

ARCHITECT NOTE:
ALL NOTES REQUESTING VERIFICATION,
CONFIRMATION, OR INFORMATION THAT ARE
NOT ANSWERED ARE ASSUMED TO BE
CORRECT AS SHOWN ON THESE DRAWINGS.

STAMPS/ SUBMITTALS:

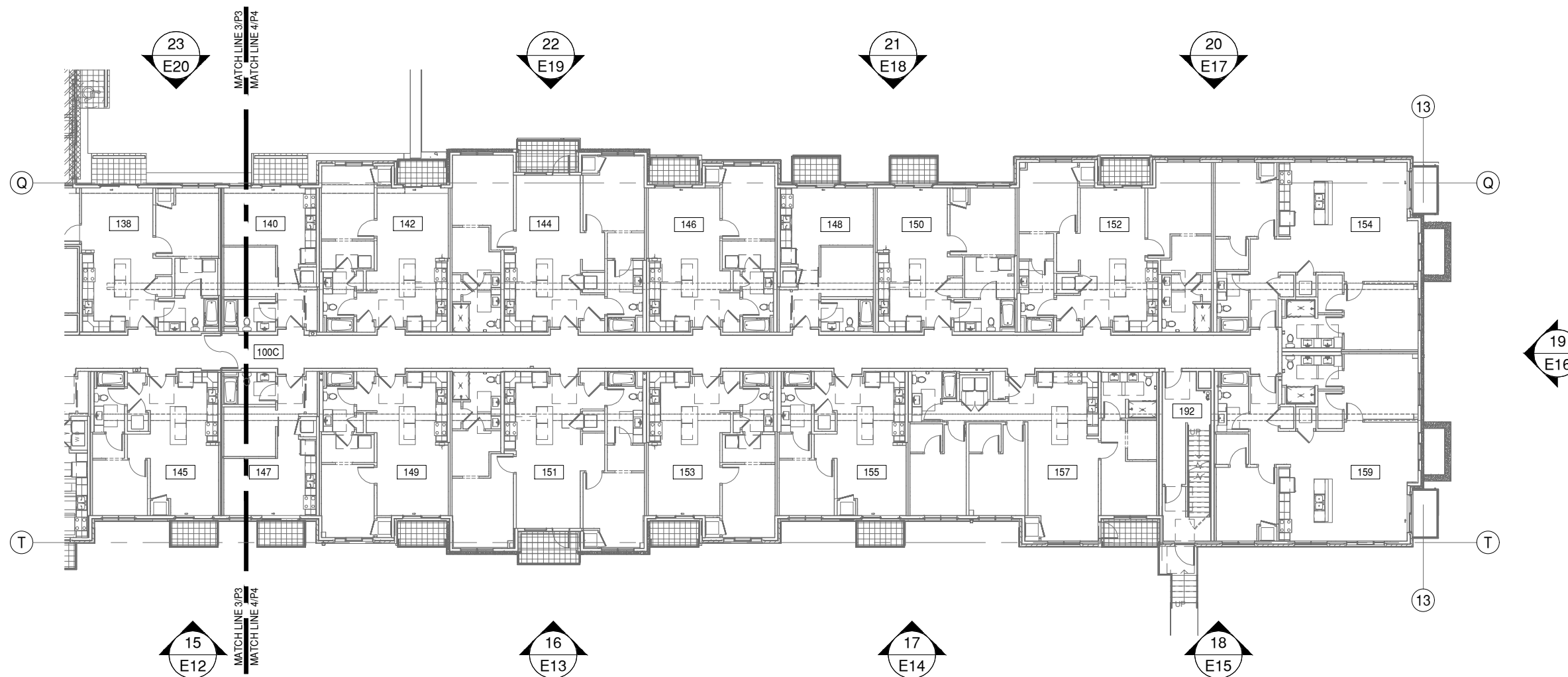
REVISION	DATE
0	03.13.24
1	03.22.24
2	04.02.24
-	-
-	-

PROJECT NUMBER:
24-015

PROJECT NAME:
THE BROOKS APTS

SHEET DESCRIPTION:
PLAN VIEW

SHEET:
P4

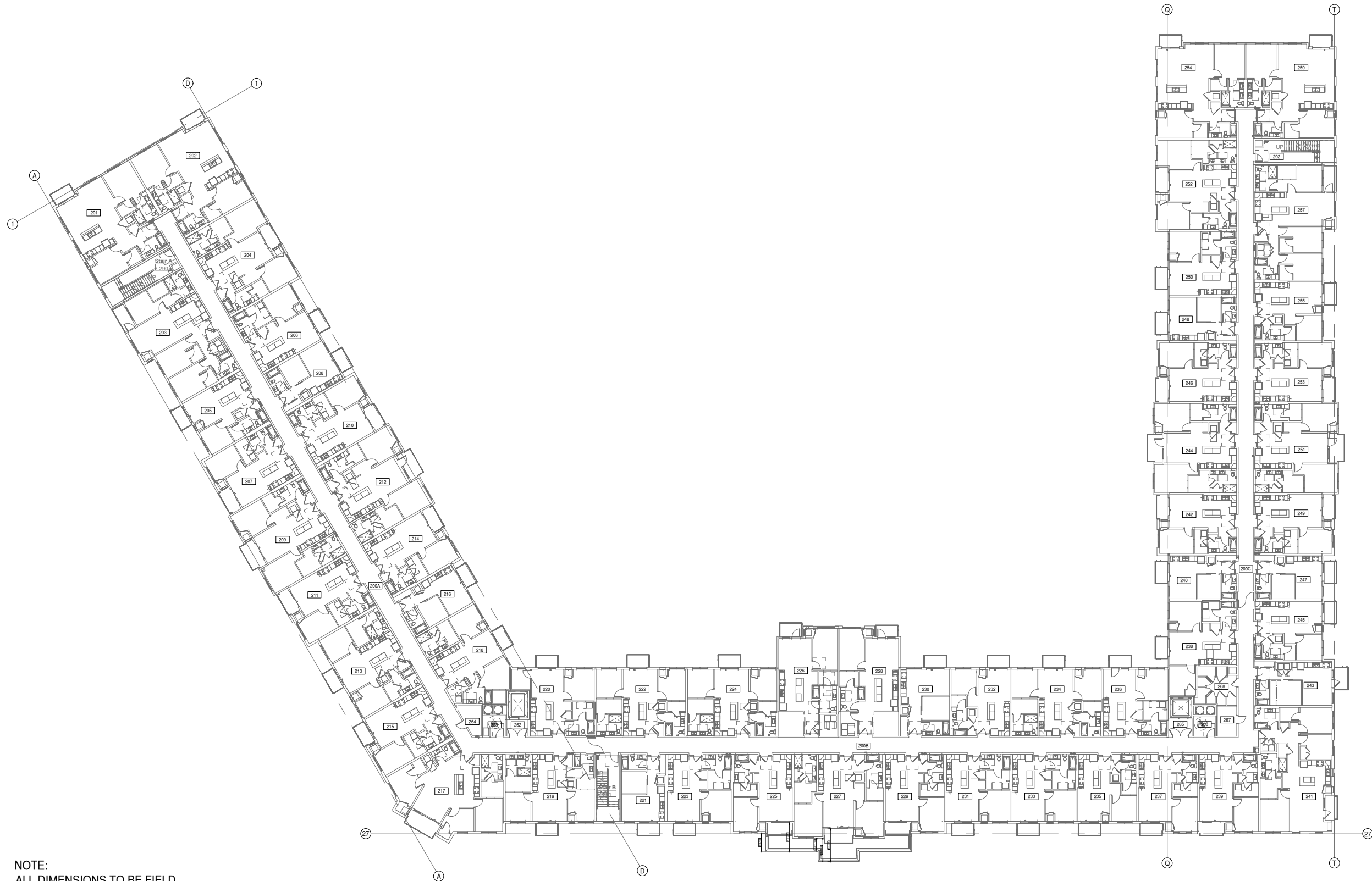


NOTE:
ALL DIMENSIONS TO BE FIELD
VERIFIED PRIOR TO FABRICATION

NOTE:
THESE PLANS VIEWS ARE FOR LOCATION REFERENCE
ONLY. WALLS AND STRUCTURES WITHIN THE IMMEDIATE
SURROUNDINGS OF THE SCOPE OF WORK HAVE BEEN
INCLUDED. OTHER WALLS AND STRUCTURES MAY NOT
BE INCLUDED. PLEASE REFER TO THE MOST CURRENT
SET OF ARCHITECTURAL PLANS FOR FULL PLAN VIEWS.

4 LEVEL 1 - AREA C
P4 DRAWING SCALE
24x36: N.T.S. ARCH. REF.
11x17: N.T.S. 1/A313





NOTE:
ALL DIMENSIONS TO BE FIELD
VERIFIED PRIOR TO FABRICATION

NOTE:
THESE PLANS VIEWS ARE FOR LOCATION REFERENCE
ONLY. WALLS AND STRUCTURES WITHIN THE IMMEDIATE
SURROUNDINGS OF THE SCOPE OF WORK HAVE BEEN
INCLUDED. OTHER WALLS AND STRUCTURES MAY NOT
BE INCLUDED. PLEASE REFER TO THE MOST CURRENT
SET OF ARCHITECTURAL PLANS FOR FULL PLAN VIEWS.

5 LEVEL 2 OVERALL FLOOR PLAN
P5 DRAWING SCALE ARCH. REF.
24x36: N.T.S. 1/A320
11x17: N.T.S.



GLAZING CONTRACTOR

999 STREET, ST
CITY, STATE 99999
PH: 999.999.9999



www.MPDRAFTING.com
P: 248.522.7096
F: 248.522.7030

ARCHITECT:

KAAS WILSON ARCHITECTS
1301 AMERICAN BLVD E. SUITE 100
BLOOMINGTON, MN 55425
P: 612.879.6000
F: 612.879.6666

ARCHITECT NOTE:
ALL NOTES REQUESTING VERIFICATION,
CONFIRMATION, OR INFORMATION THAT ARE
NOT ANSWERED ARE ASSUMED TO BE
CORRECT AS SHOWN ON THESE DRAWINGS.

STAMPS/ SUBMITTALS:

REVISION	DATE
0	03.13.24
1	03.22.24
2	04.02.24
-	-
-	-

PROJECT NUMBER:
24-015

PROJECT NAME:
THE BROOKS APTS

SHEET DESCRIPTION:
PLAN VIEW

SHEET:
P5

GLAZING CONTRACTOR

999 STREET, ST
CITY, STATE 99999
PH: 999.999.9999



www.MPDRAFTING.com

P: 248.522.7096
F: 248.522.7030

ARCHITECT:

KAAS WILSON ARCHITECTS
1301 AMERICAN BLVD E. SUITE 100
BLOOMINGTON, MN 55425
P: 612.879.6000
F: 612.879.6666

ARCHITECT NOTE:
ALL NOTES REQUESTING VERIFICATION,
CONFIRMATION, OR INFORMATION THAT ARE
NOT ANSWERED ARE ASSUMED TO BE
CORRECT AS SHOWN ON THESE DRAWINGS.

STAMPS/ SUBMITTALS:

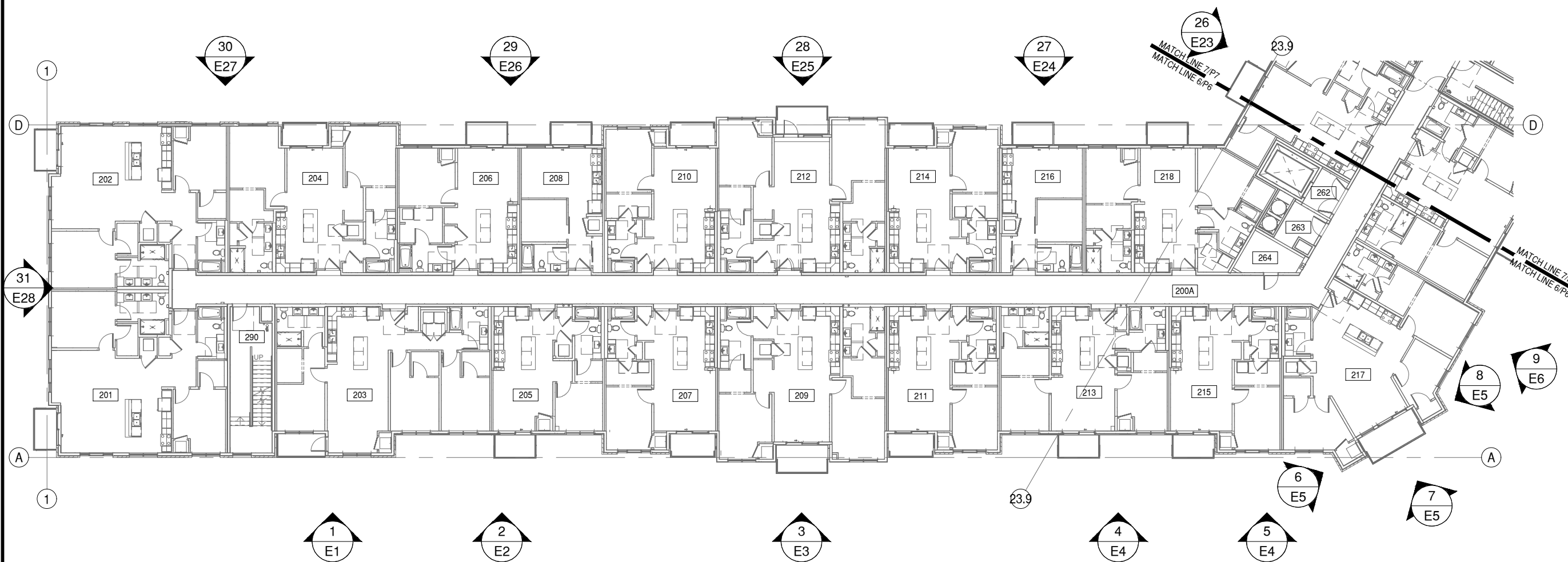
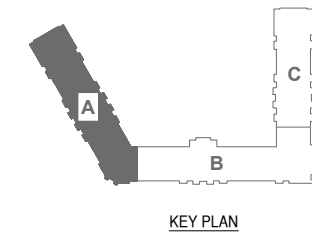
REVISION	DATE
0	03.13.24
1	03.22.24
2	04.02.24
-	-
-	-

PROJECT NUMBER:
24-015

PROJECT NAME:
THE BROOKS APTS

SHEET DESCRIPTION:
PLAN VIEW

SHEET:
P6



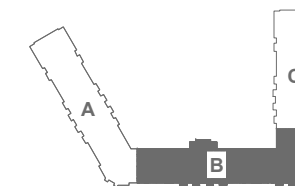
NOTE:
ALL DIMENSIONS TO BE FIELD
VERIFIED PRIOR TO FABRICATION

NOTE:
THESE PLANS VIEWS ARE FOR LOCATION REFERENCE
ONLY. WALLS AND STRUCTURES WITHIN THE IMMEDIATE
SURROUNDINGS OF THE SCOPE OF WORK HAVE BEEN
INCLUDED. OTHER WALLS AND STRUCTURES MAY NOT
BE INCLUDED. PLEASE REFER TO THE MOST CURRENT
SET OF ARCHITECTURAL PLANS FOR FULL PLAN VIEWS.

6 LEVEL 2 - AREA A
P6 DRAWING SCALE 24x36: N.T.S. ARCH. REF. 1/A321
11x17: N.T.S.

GLAZING CONTRACTOR

999 STREET, ST
CITY, STATE 99999
PH: 999.999.9999



KEY PLAN

MP drafting & design

www.MPDRAFTING.com

P: 248.522.7096
F: 248.522.7030

ARCHITECT:

KAAS WILSON ARCHITECTS

1301 AMERICAN BLVD E. SUITE 100
BLOOMINGTON, MN 55425
P: 612.879.6000
F: 612.879.6666

ARCHITECT NOTE:
ALL NOTES REQUESTING VERIFICATION,
CONFIRMATION, OR INFORMATION THAT ARE
NOT ANSWERED ARE ASSUMED TO BE
CORRECT AS SHOWN ON THESE DRAWINGS.

STAMPS/ SUBMITTALS:

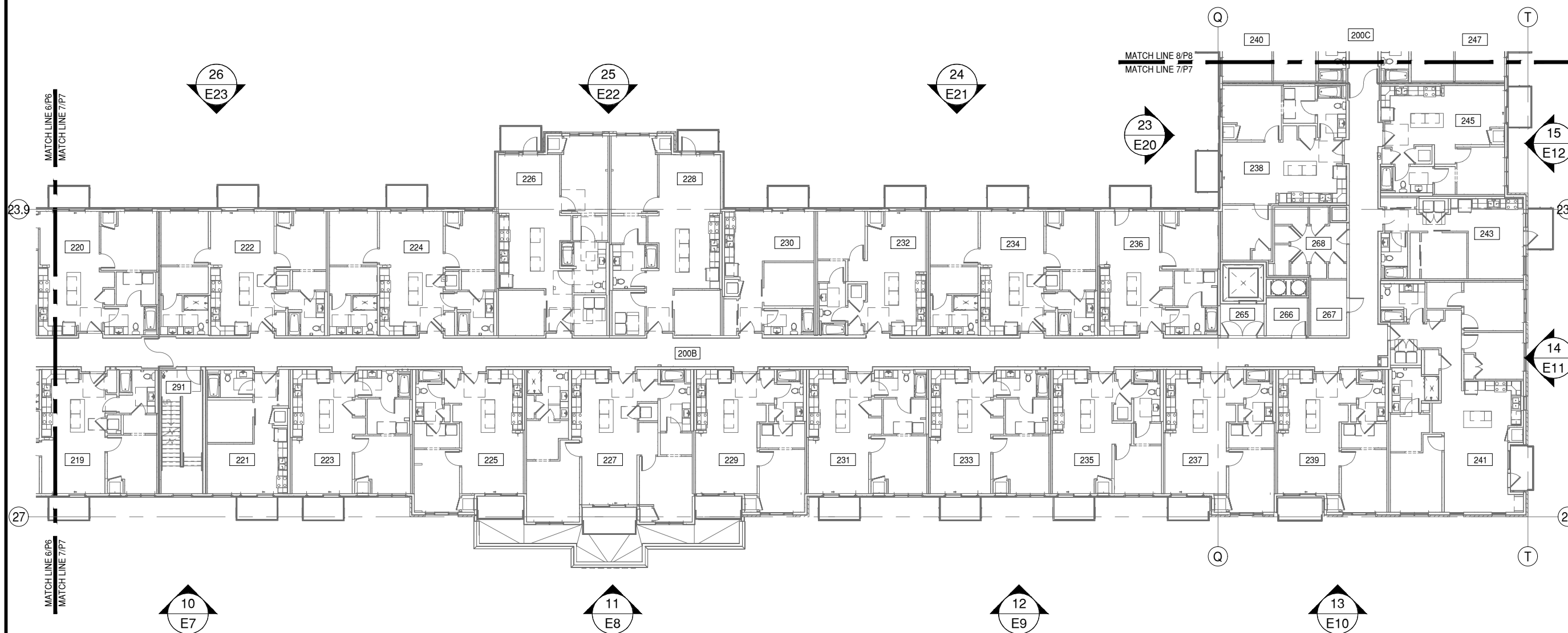
REVISION	DATE
0	03.13.24
1	03.22.24
2	04.02.24
-	-
-	-

PROJECT NUMBER:
24-015

PROJECT NAME:
THE BROOKS APTS

SHEET DESCRIPTION:
PLAN VIEW

SHEET:
P7



NOTE:
ALL DIMENSIONS TO BE FIELD
VERIFIED PRIOR TO FABRICATION

NOTE:
THESE PLANS VIEWS ARE FOR LOCATION REFERENCE
ONLY. WALLS AND STRUCTURES WITHIN THE IMMEDIATE
SURROUNDINGS OF THE SCOPE OF WORK HAVE BEEN
INCLUDED. OTHER WALLS AND STRUCTURES MAY NOT
BE INCLUDED. PLEASE REFER TO THE MOST CURRENT
SET OF ARCHITECTURAL PLANS FOR FULL PLAN VIEWS.

7 LEVEL 2 - AREA B
P7 DRAWING SCALE
24x36: N.T.S. ARCH. REF.
11x17: N.T.S. 1/A322



GLAZING CONTRACTOR

999 STREET, ST
CITY, STATE 99999
PH: 999.999.9999



KEY PLAN



www.MPDRAFTING.com

P: 248.522.7096
F: 248.522.7030

ARCHITECT:

KAAS WILSON ARCHITECTS

1301 AMERICAN BLVD E. SUITE 100
BLOOMINGTON, MN 55425
P: 612.879.6000
F: 612.879.6666

ARCHITECT NOTE:
ALL NOTES REQUESTING VERIFICATION,
CONFIRMATION, OR INFORMATION THAT ARE
NOT ANSWERED ARE ASSUMED TO BE
CORRECT AS SHOWN ON THESE DRAWINGS.

STAMPS/ SUBMITTALS:

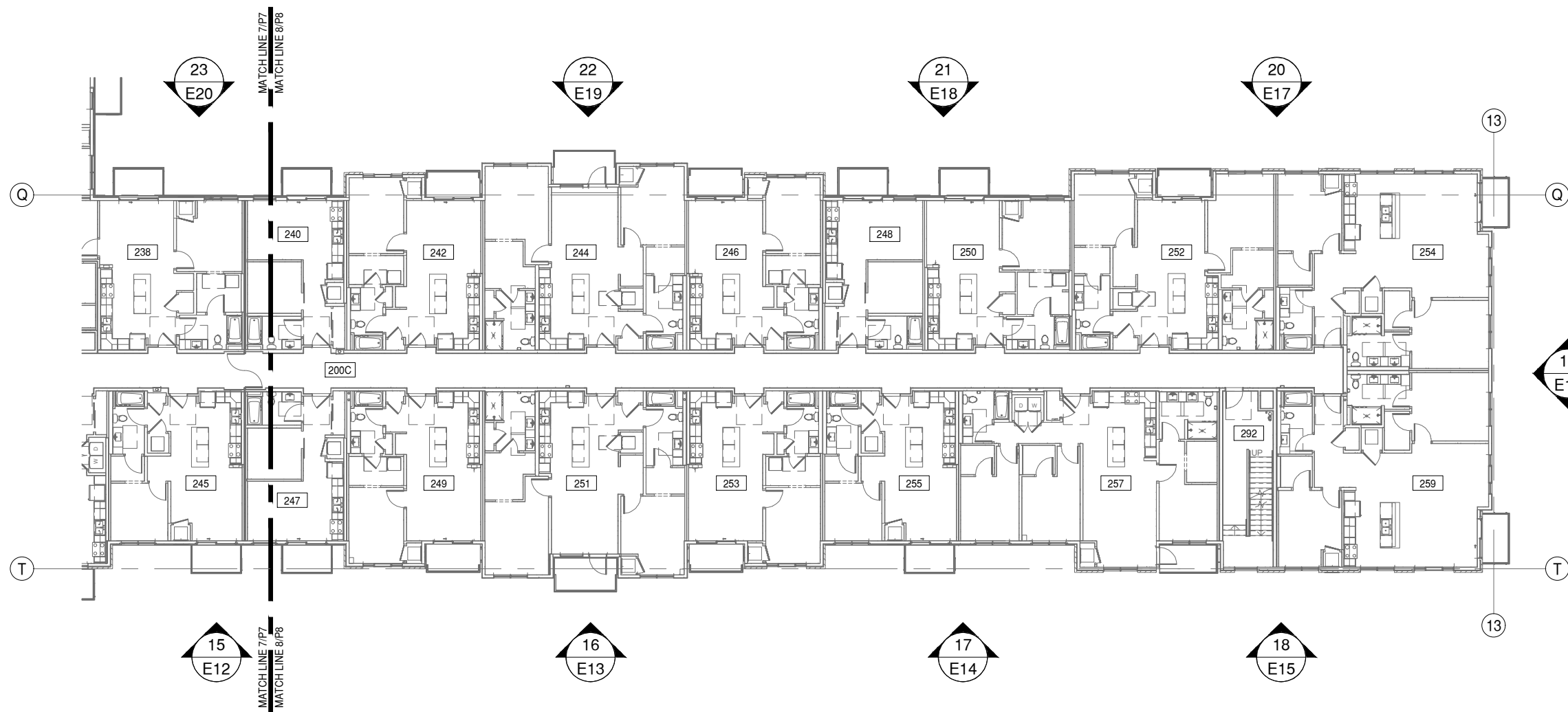
REVISION	DATE
0	03.13.24
1	03.22.24
2	04.02.24
-	-
-	-

PROJECT NUMBER:
24-015

PROJECT NAME:
THE BROOKS APTS

SHEET DESCRIPTION:
PLAN VIEW

SHEET:
P8

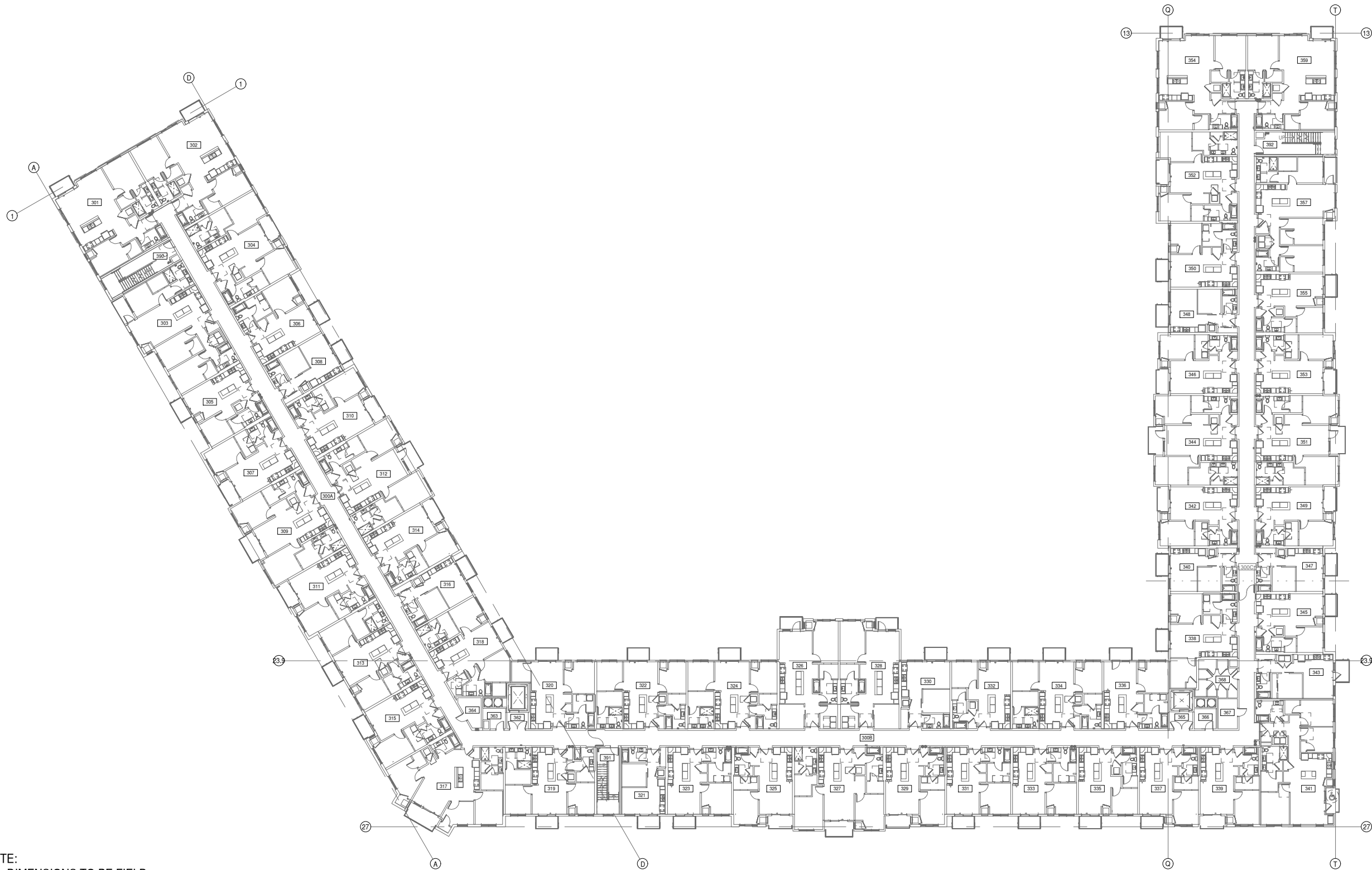


NOTE:
ALL DIMENSIONS TO BE FIELD
VERIFIED PRIOR TO FABRICATION

NOTE:
THESE PLANS VIEWS ARE FOR LOCATION REFERENCE
ONLY. WALLS AND STRUCTURES WITHIN THE IMMEDIATE
SURROUNDINGS OF THE SCOPE OF WORK HAVE BEEN
INCLUDED. OTHER WALLS AND STRUCTURES MAY NOT
BE INCLUDED. PLEASE REFER TO THE MOST CURRENT
SET OF ARCHITECTURAL PLANS FOR FULL PLAN VIEWS.

8 LEVEL 2 - AREA C
P8 DRAWING SCALE
24x36: N.T.S. ARCH. REF.
11x17: N.T.S. 1/A323





NOTE:
ALL DIMENSIONS TO BE FIELD
VERIFIED PRIOR TO FABRICATION

NOTE:
THESE PLANS VIEWS ARE FOR LOCATION REFERENCE
ONLY. WALLS AND STRUCTURES WITHIN THE IMMEDIATE
SURROUNDINGS OF THE SCOPE OF WORK HAVE BEEN
INCLUDED. OTHER WALLS AND STRUCTURES MAY NOT
BE INCLUDED. PLEASE REFER TO THE MOST CURRENT
SET OF ARCHITECTURAL PLANS FOR FULL PLAN VIEWS.

9 LEVEL 3 OVERALL FLOOR PLAN
P9 DRAWING SCALE ARCH. REF.
24x36: N.T.S. 1/A330
11x17: N.T.S.



GLAZING CONTRACTOR

999 STREET, ST
CITY, STATE 99999
PH: 999.999.9999



www.MPDRAFTING.com
P: 248.522.7096
F: 248.522.7030

ARCHITECT:

KAAS WILSON ARCHITECTS
1301 AMERICAN BLVD E. SUITE 100
BLOOMINGTON, MN 55425
P: 612.879.6000
F: 612.879.6666

ARCHITECT NOTE:
ALL NOTES REQUESTING VERIFICATION,
CONFIRMATION, OR INFORMATION THAT ARE
NOT ANSWERED ARE ASSUMED TO BE
CORRECT AS SHOWN ON THESE DRAWINGS.

STAMPS/ SUBMITTALS:

REVISION	DATE
0	03.13.24
1	03.22.24
2	04.02.24
-	-
-	-

PROJECT NUMBER:
24-015

PROJECT NAME:
THE BROOKS APTS

SHEET DESCRIPTION:
PLAN VIEW

SHEET:
P9

GLAZING CONTRACTOR

999 STREET, ST
CITY, STATE 99999
PH: 999.999.9999



www.MPDRAFTING.com
P: 248.522.7096
F: 248.522.7030

ARCHITECT:

KAAS WILSON ARCHITECTS
1301 AMERICAN BLVD E. SUITE 100
BLOOMINGTON, MN 55425
P: 612.879.6000
F: 612.879.6666

ARCHITECT NOTE:
ALL NOTES REQUESTING VERIFICATION,
CONFIRMATION, OR INFORMATION THAT ARE
NOT ANSWERED ARE ASSUMED TO BE
CORRECT AS SHOWN ON THESE DRAWINGS.

STAMPS/ SUBMITTALS:

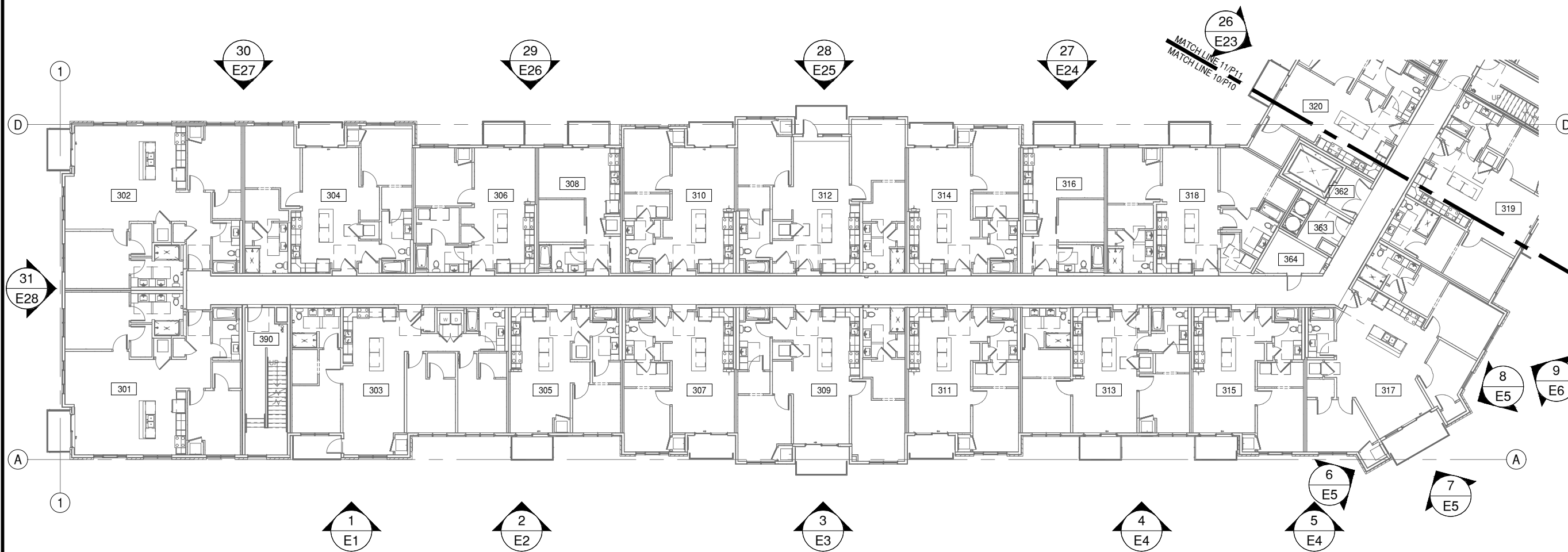
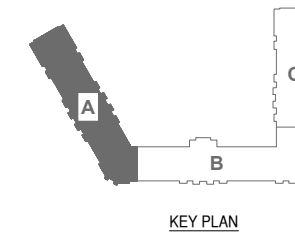
REVISION	DATE
0	03.13.24
1	03.22.24
2	04.02.24
-	-
-	-

PROJECT NUMBER:
24-015

PROJECT NAME:
THE BROOKS APTS

SHEET DESCRIPTION:
PLAN VIEW

SHEET:
P10



NOTE:
ALL DIMENSIONS TO BE FIELD
VERIFIED PRIOR TO FABRICATION

NOTE:
THESE PLANS VIEWS ARE FOR LOCATION REFERENCE
ONLY. WALLS AND STRUCTURES WITHIN THE IMMEDIATE
SURROUNDINGS OF THE SCOPE OF WORK HAVE BEEN
INCLUDED. OTHER WALLS AND STRUCTURES MAY NOT
BE INCLUDED. PLEASE REFER TO THE MOST CURRENT
SET OF ARCHITECTURAL PLANS FOR FULL PLAN VIEWS.

10 LEVEL 3 - AREA A
P10 DRAWING SCALE ARCH. REF.
24x36: N.T.S. 1/A331
11x17: N.T.S.

GLAZING CONTRACTOR

999 STREET, ST
CITY, STATE 99999
PH: 999.999.9999



www.MPDRAFTING.com

P: 248.522.7096
F: 248.522.7030

ARCHITECT:

KAAS WILSON ARCHITECTS
1301 AMERICAN BLVD E. SUITE 100
BLOOMINGTON, MN 55425
P: 612.879.6000
F: 612.879.6666

ARCHITECT NOTE:
ALL NOTES REQUESTING VERIFICATION,
CONFIRMATION, OR INFORMATION THAT ARE
NOT ANSWERED ARE ASSUMED TO BE
CORRECT AS SHOWN ON THESE DRAWINGS.

STAMPS/ SUBMITTALS:

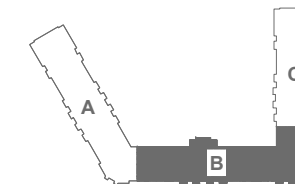
REVISION	DATE
0	03.13.24
1	03.22.24
2	04.02.24
-	-
-	-

PROJECT NUMBER:
24-015

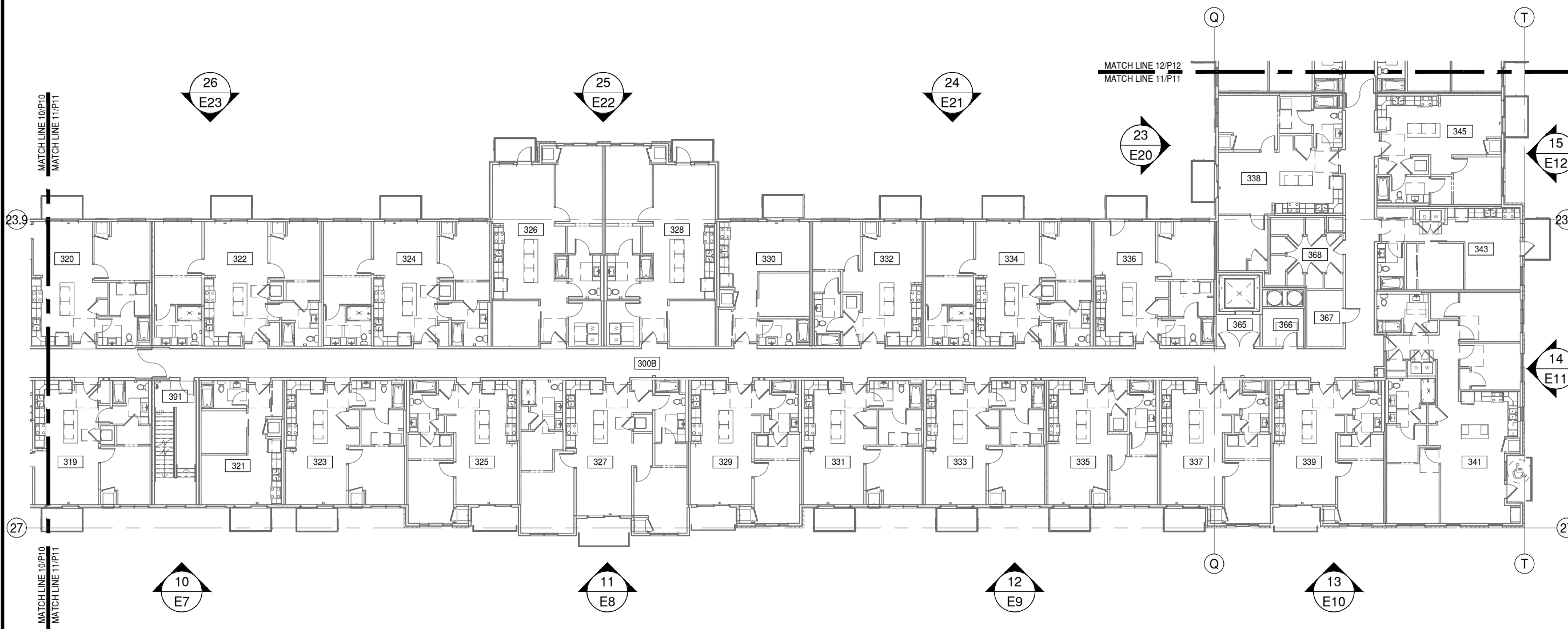
PROJECT NAME:
THE BROOKS APTS

SHEET DESCRIPTION:
PLAN VIEW

SHEET:
P11



KEY PLAN



NOTE:
ALL DIMENSIONS TO BE FIELD
VERIFIED PRIOR TO FABRICATION

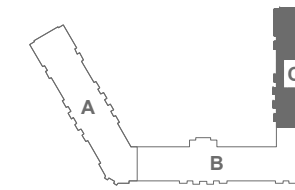
NOTE:
THESE PLANS VIEWS ARE FOR LOCATION REFERENCE
ONLY. WALLS AND STRUCTURES WITHIN THE IMMEDIATE
SURROUNDINGS OF THE SCOPE OF WORK HAVE BEEN
INCLUDED. OTHER WALLS AND STRUCTURES MAY NOT
BE INCLUDED. PLEASE REFER TO THE MOST CURRENT
SET OF ARCHITECTURAL PLANS FOR FULL PLAN VIEWS.

11 LEVEL 3 - AREA B
P11 DRAWING SCALE ARCH. REF.
24x36: N.T.S. 1/A332
11x17: N.T.S.



GLAZING CONTRACTOR

999 STREET, ST
CITY, STATE 99999
PH: 999.999.9999



KEY PLAN



www.MPDRAFTING.com
P: 248.522.7096
F: 248.522.7030

ARCHITECT:

KAAS WILSON ARCHITECTS
1301 AMERICAN BLVD E. SUITE 100
BLOOMINGTON, MN 55425
P: 612.879.6000
F: 612.879.6666

ARCHITECT NOTE:
ALL NOTES REQUESTING VERIFICATION,
CONFIRMATION, OR INFORMATION THAT ARE
NOT ANSWERED ARE ASSUMED TO BE
CORRECT AS SHOWN ON THESE DRAWINGS.

STAMPS/ SUBMITTALS:

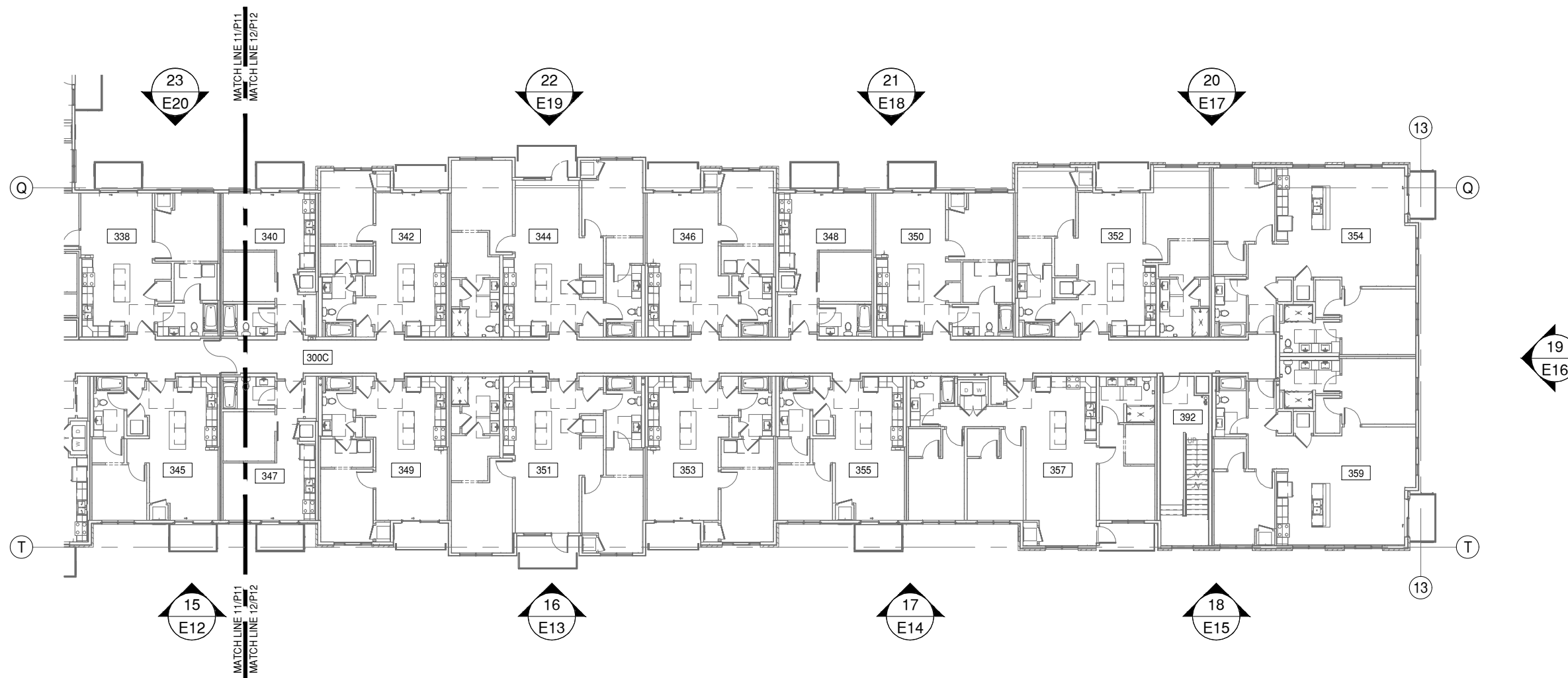
REVISION	DATE
0	03.13.24
1	03.22.24
2	04.02.24
-	-
-	-

PROJECT NUMBER:
24-015

PROJECT NAME:
THE BROOKS APTS

SHEET DESCRIPTION:
PLAN VIEW

SHEET:
P12

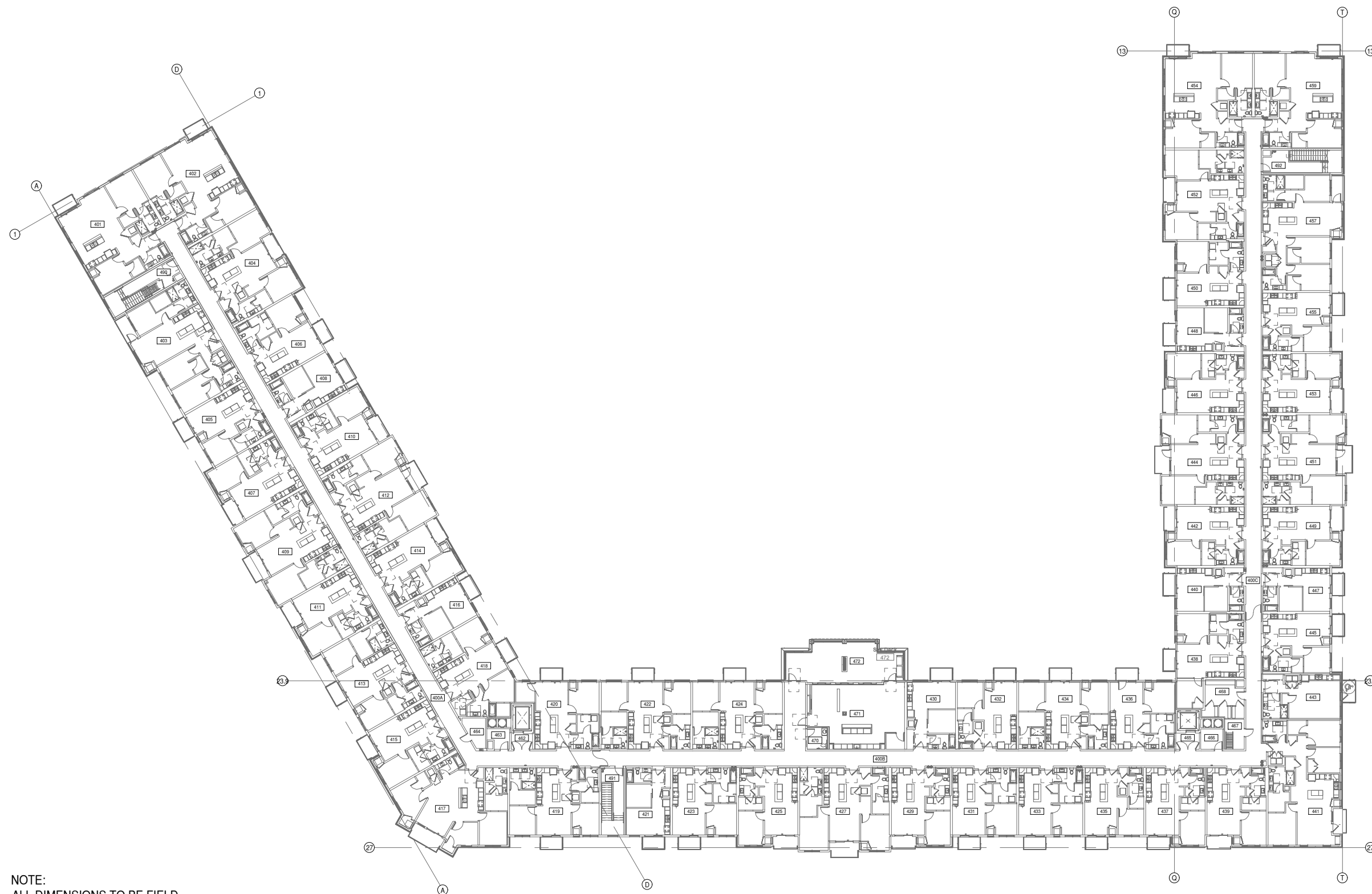


NOTE:
ALL DIMENSIONS TO BE FIELD
VERIFIED PRIOR TO FABRICATION

NOTE:
THESE PLANS VIEWS ARE FOR LOCATION REFERENCE
ONLY. WALLS AND STRUCTURES WITHIN THE IMMEDIATE
SURROUNDINGS OF THE SCOPE OF WORK HAVE BEEN
INCLUDED. OTHER WALLS AND STRUCTURES MAY NOT
BE INCLUDED. PLEASE REFER TO THE MOST CURRENT
SET OF ARCHITECTURAL PLANS FOR FULL PLAN VIEWS.

12 LEVEL 3 - AREA C
P12 DRAWING SCALE
24x36: N.T.S. ARCH. REF.
11x17: N.T.S. 1/A333





NOTE:
ALL DIMENSIONS TO BE FIELD
VERIFIED PRIOR TO FABRICATION

NOTE:
THESE PLANS VIEWS ARE FOR LOCATION REFERENCE
ONLY. WALLS AND STRUCTURES WITHIN THE IMMEDIATE
SURROUNDINGS OF THE SCOPE OF WORK HAVE BEEN
INCLUDED. OTHER WALLS AND STRUCTURES MAY NOT
BE INCLUDED. PLEASE REFER TO THE MOST CURRENT
SET OF ARCHITECTURAL PLANS FOR FULL PLAN VIEWS.

13 LEVEL 4 OVERALL FLOOR PLAN
P13 DRAWING SCALE ARCH. REF.
24x36:N.T.S. 1/A340
11x17:N.T.S.



GLAZING CONTRACTOR

999 STREET, ST
CITY, STATE 99999
PH: 999.999.9999



www.MPDRAFTING.com
P: 248.522.7096
F: 248.522.7030

ARCHITECT:

KAAS WILSON ARCHITECTS
1301 AMERICAN BLVD E. SUITE 100
BLOOMINGTON, MN 55425
P: 612.879.6000
F: 612.879.6666

ARCHITECT NOTE:
ALL NOTES REQUESTING VERIFICATION,
CONFIRMATION, OR INFORMATION THAT ARE
NOT ANSWERED ARE ASSUMED TO BE
CORRECT AS SHOWN ON THESE DRAWINGS.

STAMPS/ SUBMITTALS:

REVISION	DATE
0	03.13.24
1	03.22.24
2	04.02.24
-	-
-	-

PROJECT NUMBER:
24-015

PROJECT NAME:
THE BROOKS APTS

SHEET DESCRIPTION:
PLAN VIEW

SHEET:
P13

GLAZING CONTRACTOR

999 STREET, ST
CITY, STATE 99999
PH: 999.999.9999



www.MPDRAFTING.com
P: 248.522.7096
F: 248.522.7030

ARCHITECT:

KAAS WILSON ARCHITECTS
1301 AMERICAN BLVD E. SUITE 100
BLOOMINGTON, MN 55425
P: 612.879.6000
F: 612.879.6666

ARCHITECT NOTE:
ALL NOTES REQUESTING VERIFICATION,
CONFIRMATION, OR INFORMATION THAT ARE
NOT ANSWERED ARE ASSUMED TO BE
CORRECT AS SHOWN ON THESE DRAWINGS.

STAMPS/ SUBMITTALS:

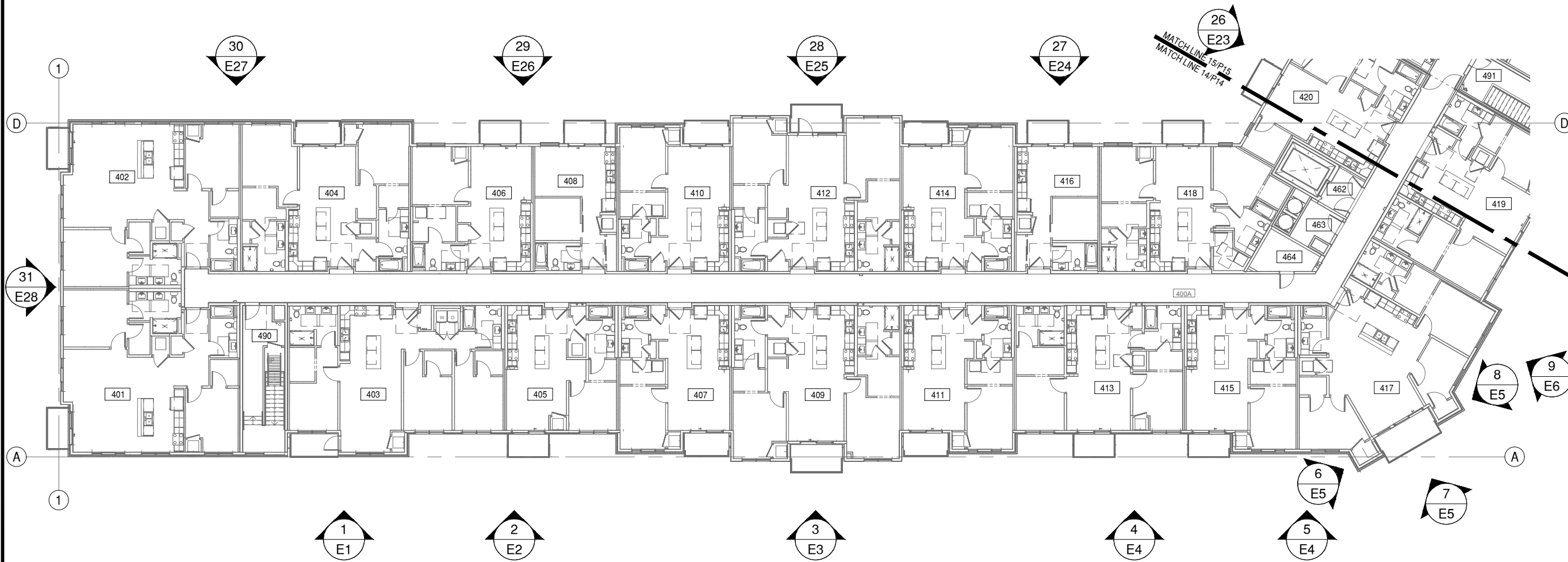
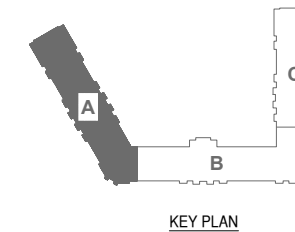
REVISION	DATE
0	03.13.24
1	03.22.24
2	04.02.24
-	-
-	-

PROJECT NUMBER:
24-015

PROJECT NAME:
THE BROOKS APTS

SHEET DESCRIPTION:
PLAN VIEW

SHEET:
P14



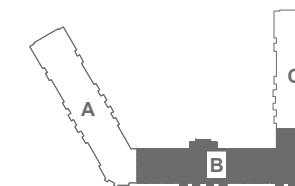
NOTE:
ALL DIMENSIONS TO BE FIELD
VERIFIED PRIOR TO FABRICATION

NOTE:
THESE PLANS VIEWS ARE FOR LOCATION REFERENCE
ONLY. WALLS AND STRUCTURES WITHIN THE IMMEDIATE
SURROUNDINGS OF THE SCOPE OF WORK HAVE BEEN
INCLUDED. OTHER WALLS AND STRUCTURES MAY NOT
BE INCLUDED. PLEASE REFER TO THE MOST CURRENT
SET OF ARCHITECTURAL PLANS FOR FULL PLAN VIEWS.

14 LEVEL 4 - AREA A
P14 DRAWING SCALE ARCH. REF.
24x36: N.T.S. 1/A341
11x17: N.T.S.

GLAZING CONTRACTOR

999 STREET, ST
CITY, STATE 99999
PH: 999.999.9999



KEY PLAN



www.MPDRAFTING.com

P: 248.522.7096
F: 248.522.7030

ARCHITECT:

KAAS WILSON ARCHITECTS
1301 AMERICAN BLVD E. SUITE 100
BLOOMINGTON, MN 55425
P: 612.879.6000
F: 612.879.6666

ARCHITECT NOTE:
ALL NOTES REQUESTING VERIFICATION,
CONFIRMATION, OR INFORMATION THAT ARE
NOT ANSWERED ARE ASSUMED TO BE
CORRECT AS SHOWN ON THESE DRAWINGS.

STAMPS/ SUBMITTALS:

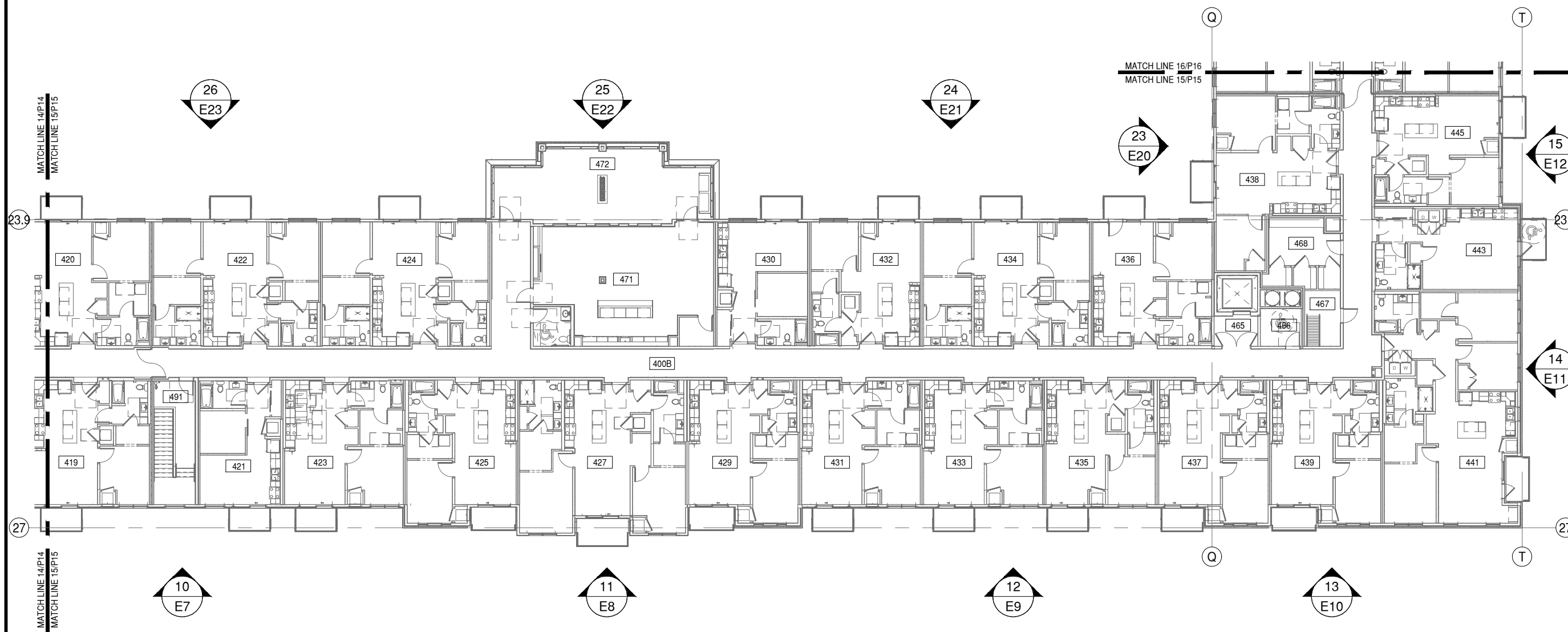
REVISION	DATE
0	03.13.24
1	03.22.24
2	04.02.24
-	-
-	-

PROJECT NUMBER:
24-015

PROJECT NAME:
THE BROOKS APTS

SHEET DESCRIPTION:
PLAN VIEW

SHEET:
P15



NOTE:
ALL DIMENSIONS TO BE FIELD
VERIFIED PRIOR TO FABRICATION

NOTE:
THESE PLANS VIEWS ARE FOR LOCATION REFERENCE
ONLY. WALLS AND STRUCTURES WITHIN THE IMMEDIATE
SURROUNDINGS OF THE SCOPE OF WORK HAVE BEEN
INCLUDED. OTHER WALLS AND STRUCTURES MAY NOT
BE INCLUDED. PLEASE REFER TO THE MOST CURRENT
SET OF ARCHITECTURAL PLANS FOR FULL PLAN VIEWS.

15 LEVEL 4 - AREA B
P15 DRAWING SCALE ARCH. REF.
24x36: N.T.S. 1/A342
11x17: N.T.S.



GLAZING CONTRACTOR

999 STREET, ST
CITY, STATE 99999
PH: 999.999.9999



KEY PLAN



www.MPDRAFTING.com

P: 248.522.7096
F: 248.522.7030

ARCHITECT:

KAAS WILSON ARCHITECTS

1301 AMERICAN BLVD E. SUITE 100
BLOOMINGTON, MN 55425
P: 612.879.6000
F: 612.879.6666

ARCHITECT NOTE:
ALL NOTES REQUESTING VERIFICATION,
CONFIRMATION, OR INFORMATION THAT ARE
NOT ANSWERED ARE ASSUMED TO BE
CORRECT AS SHOWN ON THESE DRAWINGS.

STAMPS/ SUBMITTALS:

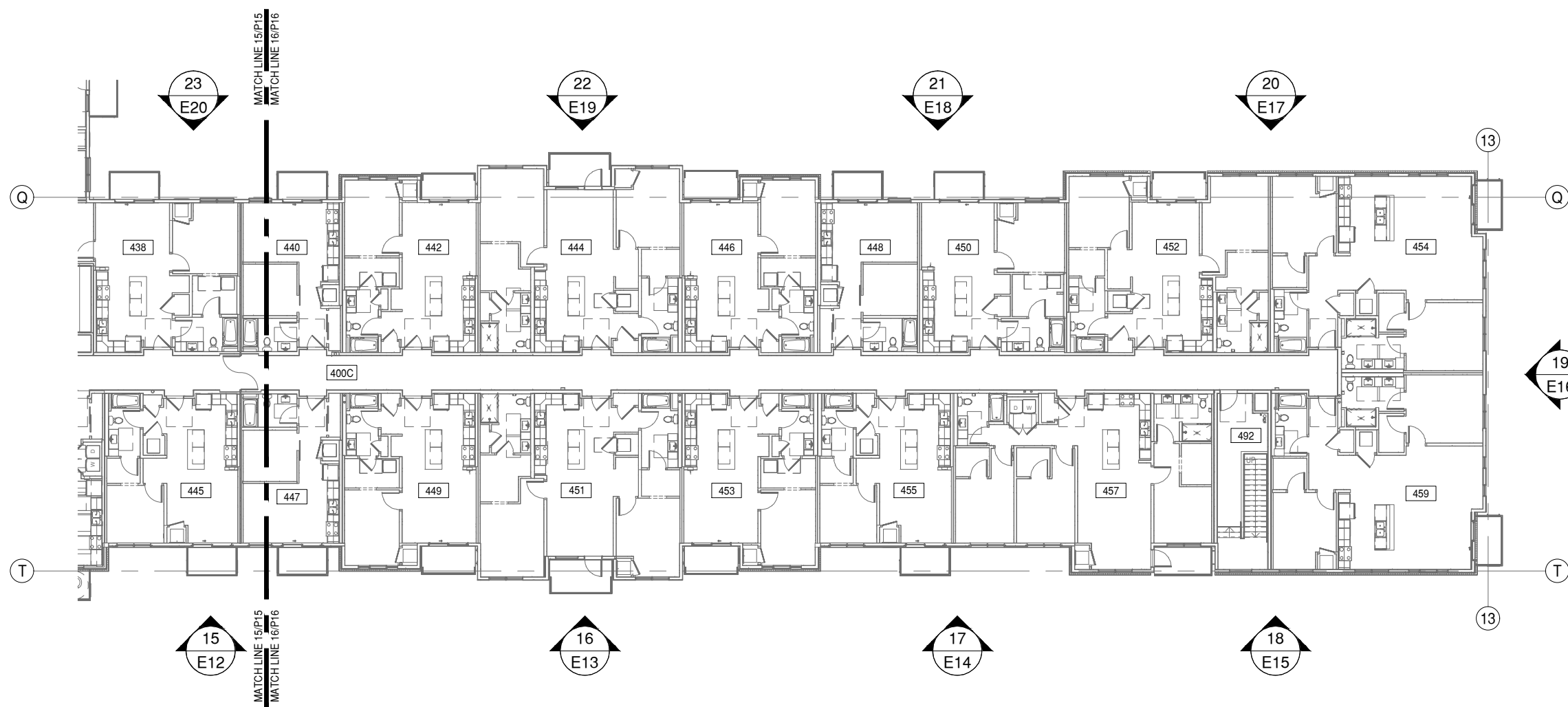
REVISION	DATE
0	03.13.24
1	03.22.24
2	04.02.24
-	-
-	-

PROJECT NUMBER:
24-015

PROJECT NAME:
THE BROOKS APTS

SHEET DESCRIPTION:
PLAN VIEW

SHEET:
P16



NOTE:
ALL DIMENSIONS TO BE FIELD
VERIFIED PRIOR TO FABRICATION

NOTE:
THESE PLANS VIEWS ARE FOR LOCATION REFERENCE
ONLY. WALLS AND STRUCTURES WITHIN THE IMMEDIATE
SURROUNDINGS OF THE SCOPE OF WORK HAVE BEEN
INCLUDED. OTHER WALLS AND STRUCTURES MAY NOT
BE INCLUDED. PLEASE REFER TO THE MOST CURRENT
SET OF ARCHITECTURAL PLANS FOR FULL PLAN VIEWS.

16 LEVEL 4 - AREA C
P16 DRAWING SCALE
24x36: N.T.S. ARCH. REF.
11x17: N.T.S. 1/A343



NOTE:
ALL DIMENSIONS TO BE FIELD
VERIFIED PRIOR TO FABRICATION

GLAZING CONTRACTOR

999 STREET, ST
CITY, STATE 99999
PH: 999.999.9999

MP drafting
& design
www.MPDRAFTING.com
P: 248.522.7096
F: 248.522.7030

ARCHITECT:
KAAS WILSON ARCHITECTS
1301 AMERICAN BLVD E. SUITE 100
BLOOMINGTON, MN 55425
P: 612.879.6000
F: 612.879.6666

ARCHITECT NOTE:
ALL NOTES REQUESTING VERIFICATION,
CONFIRMATION, OR INFORMATION THAT ARE
NOT ANSWERED ARE ASSUMED TO BE
CORRECT AS SHOWN ON THESE DRAWINGS.

**STAMPS/
SUBMITTALS:**

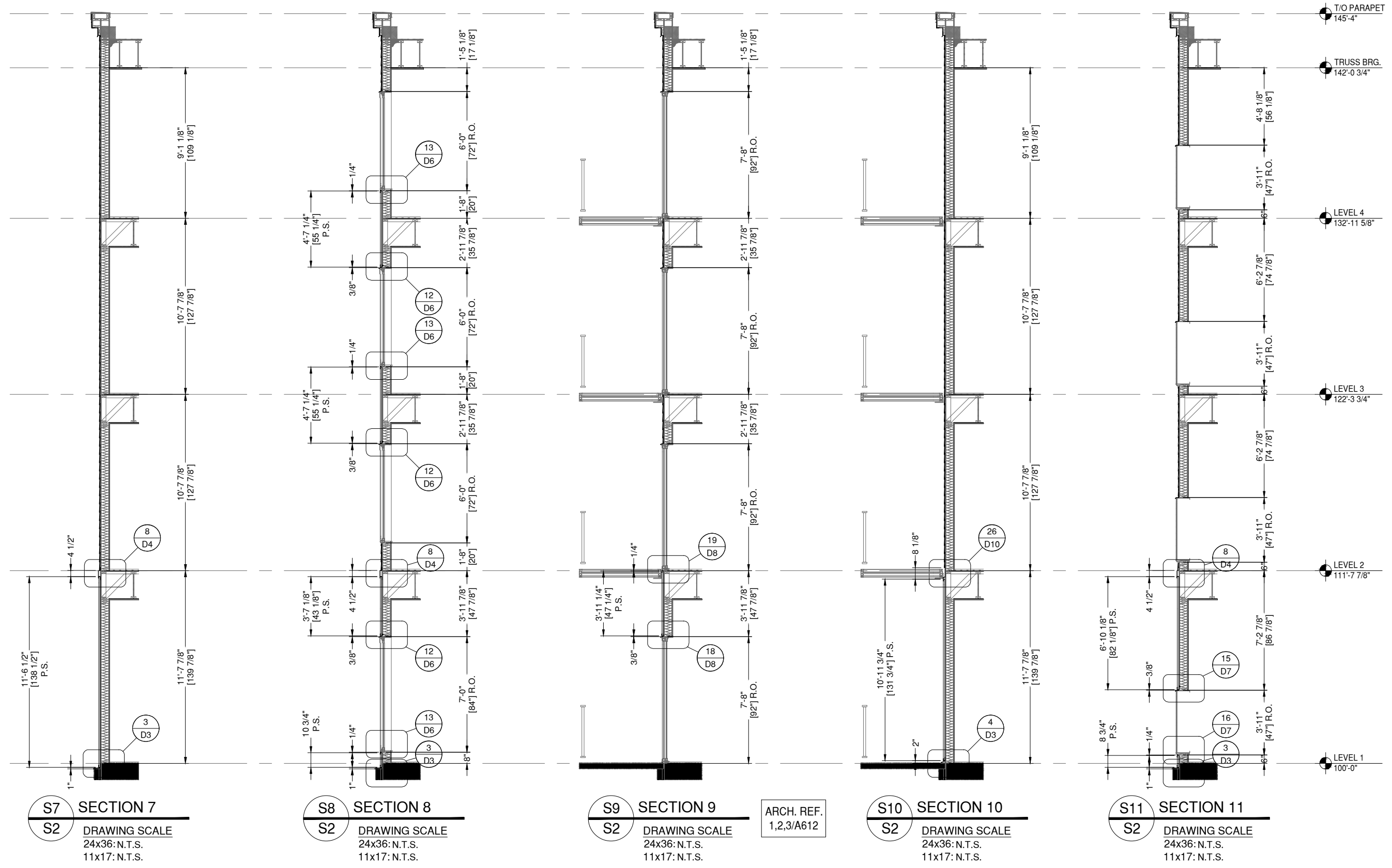
REVISION	DATE
0	03.13.24
1	03.22.24
2	04.02.24
.	.
.	.

PROJECT NUMBER:
24-015

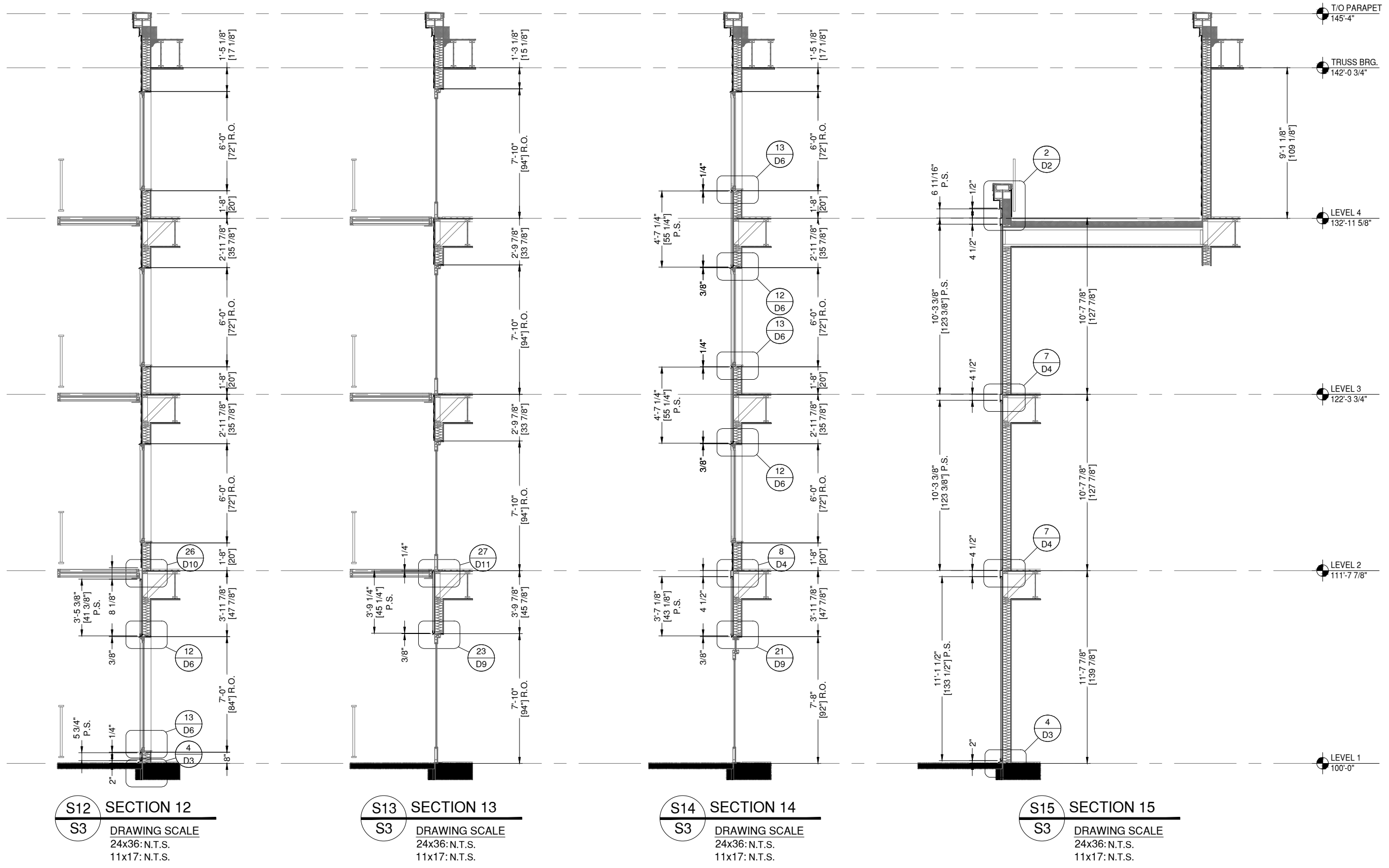
PROJECT NAME:
THE BROOKS APTS

SHEET DESCRIPTION:
SECTIONS

SHEET:
S2



NOTE:
ALL DIMENSIONS TO BE FIELD
VERIFIED PRIOR TO FABRICATION



S12 SECTION 12
S3 DRAWING SCALE
24x36: N.T.S.
11x17: N.T.S.

S13 SECTION 13
S3 DRAWING SCALE
24x36: N.T.S.
11x17: N.T.S.

S14 SECTION 14
S3 DRAWING SCALE
24x36: N.T.S.
11x17: N.T.S.

S15 SECTION 15
S3 DRAWING SCALE
24x36: N.T.S.
11x17: N.T.S.

GLAZING CONTRACTOR

999 STREET, ST
CITY, STATE 99999

PH: 999.999.9999



www.MPDRAFTING.com
P: 248.522.7096
F: 248.522.7030

ARCHITECT:

KAAS WILSON ARCHITECTS
1301 AMERICAN BLVD E. SUITE 100
BLOOMINGTON, MN 55425
P: 612.879.6000
F: 612.879.6666

ARCHITECT NOTE:
ALL NOTES REQUESTING VERIFICATION,
CONFIRMATION, OR INFORMATION THAT ARE
NOT ANSWERED ARE ASSUMED TO BE
CORRECT AS SHOWN ON THESE DRAWINGS.

STAMPS/ SUBMITTALS:

REVISION	DATE
0	03.13.24
1	03.22.24
2	04.02.24
-	-
-	-

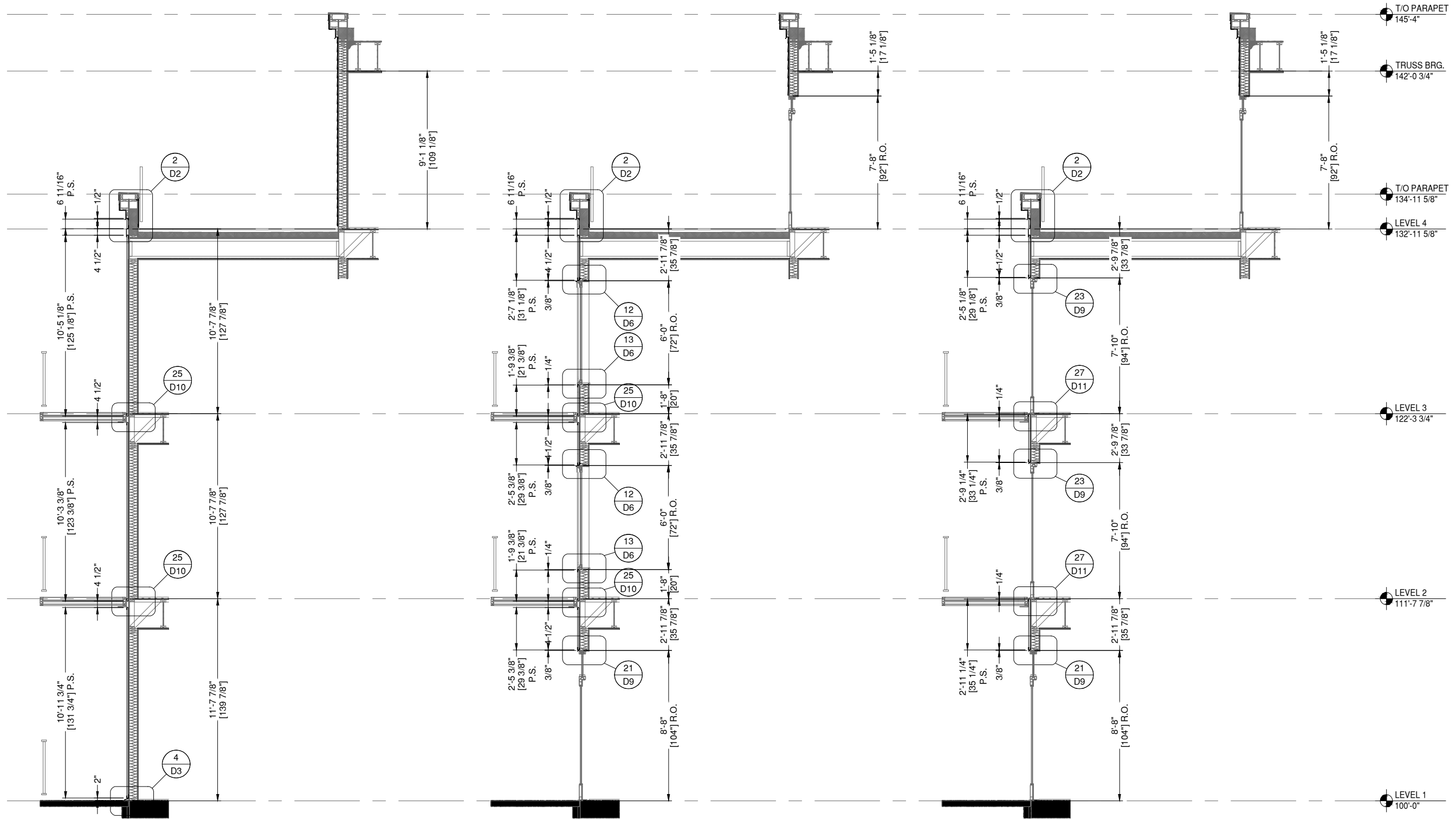
PROJECT NUMBER:
24-015

PROJECT NAME:
THE BROOKS APTS

SHEET DESCRIPTION:
SECTIONS

SHEET:
S3

NOTE:
ALL DIMENSIONS TO BE FIELD
VERIFIED PRIOR TO FABRICATION



S16 SECTION 16
S4 DRAWING SCALE
24x36: N.T.S.
11x17: N.T.S.

ARCH. REF.
2/A613

S17 SECTION 17
S4 DRAWING SCALE
24x36: N.T.S.
11x17: N.T.S.

S18 SECTION 18
S4 DRAWING SCALE
24x36: N.T.S.
11x17: N.T.S.

GLAZING CONTRACTOR

999 STREET, ST
CITY, STATE 99999

PH: 999.999.9999



www.MPDRAFTING.com
P: 248.522.7096
F: 248.522.7030

ARCHITECT:

KAAS WILSON ARCHITECTS
1801 AMERICAN BLVD E. SUITE 100
BLOOMINGTON, MN 55425
P: 612.879.6000
F: 612.879.6666

ARCHITECT NOTE:
ALL NOTES REQUESTING VERIFICATION,
CONFIRMATION, OR INFORMATION THAT ARE
NOT ANSWERED ARE ASSUMED TO BE
CORRECT AS SHOWN ON THESE DRAWINGS.

STAMPS/ SUBMITTALS:

REVISION	DATE
0	03.13.24
1	03.22.24
2	04.02.24
-	-
-	-

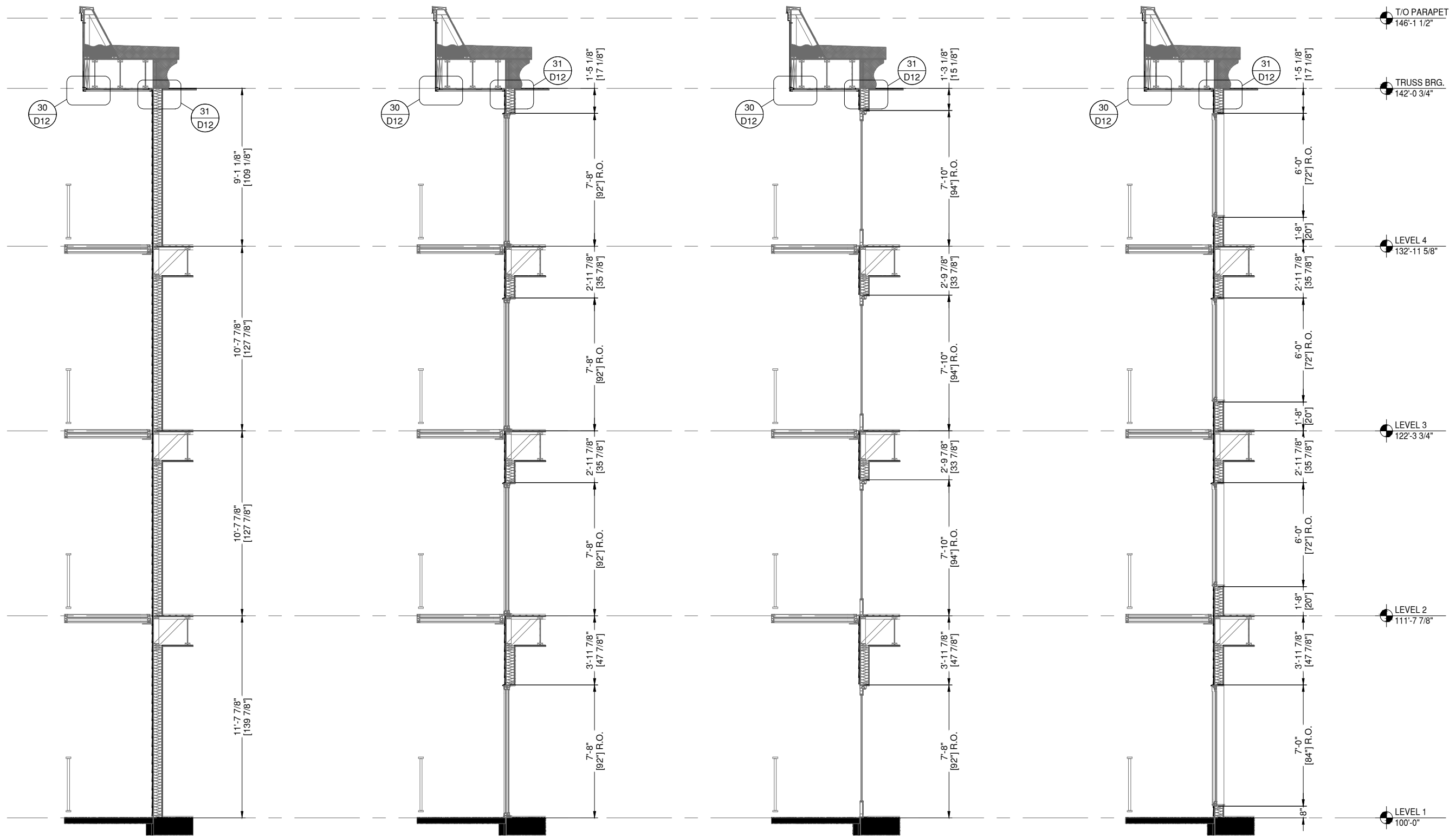
PROJECT NUMBER:
24-015

PROJECT NAME:
THE BROOKS APTS

SHEET DESCRIPTION:
SECTIONS

SHEET:
S4

NOTE:
ALL DIMENSIONS TO BE FIELD
VERIFIED PRIOR TO FABRICATION



S24 SECTION 24
S6 DRAWING SCALE
24x36: N.T.S.
11x17: N.T.S.

S25 SECTION 25
S6 DRAWING SCALE
24x36: N.T.S.
11x17: N.T.S.

ARCH. REF.
3/A611

S26 SECTION 26
S6 DRAWING SCALE
24x36: N.T.S.
11x17: N.T.S.

S27 SECTION 27
S6 DRAWING SCALE
24x36: N.T.S.
11x17: N.T.S.

GLAZING CONTRACTOR

999 STREET, ST
CITY, STATE 99999
PH: 999.999.9999



www.MPDRAFTING.com
P: 248.522.7096
F: 248.522.7030

ARCHITECT:

KAAS WILSON ARCHITECTS
1301 AMERICAN BLVD E. SUITE 100
BLOOMINGTON, MN 55425
P: 612.879.6000
F: 612.879.6666

ARCHITECT NOTE:
ALL NOTES REQUESTING VERIFICATION,
CONFIRMATION, OR INFORMATION THAT ARE
NOT ANSWERED ARE ASSUMED TO BE
CORRECT AS SHOWN ON THESE DRAWINGS.

STAMPS/ SUBMITTALS:

REVISION	DATE
0	03.13.24
1	03.22.24
2	04.02.24
-	-
-	-

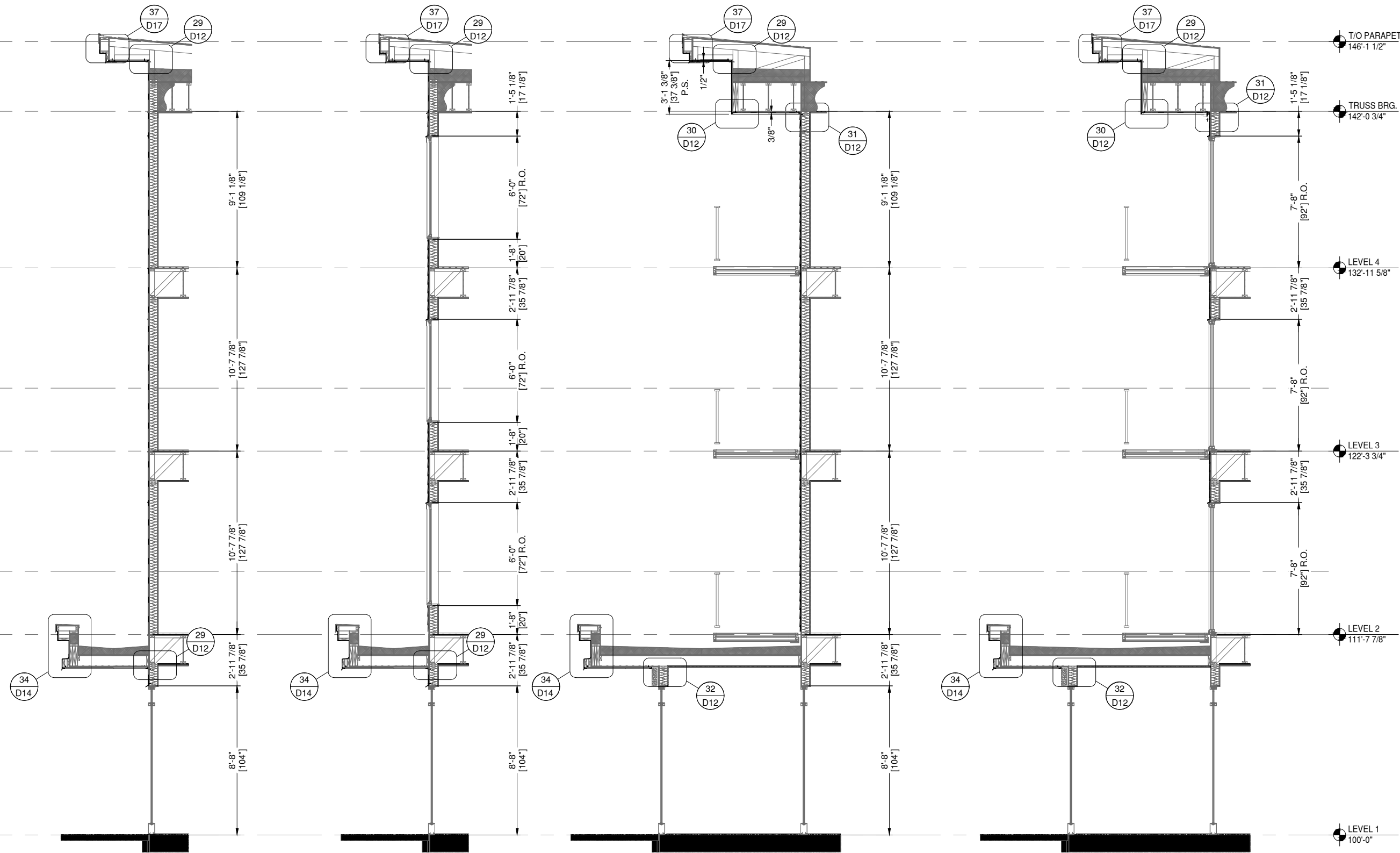
PROJECT NUMBER:
24-015

PROJECT NAME:
THE BROOKS APTS

SHEET DESCRIPTION:
SECTIONS

SHEET:
S6

NOTE:
ALL DIMENSIONS TO BE FIELD
VERIFIED PRIOR TO FABRICATION



S28 SECTION 28
S7 DRAWING SCALE
24x36: N.T.S.
11x17: N.T.S.

S29 SECTION 29
S7 DRAWING SCALE
24x36: N.T.S.
11x17: N.T.S.

ARCH. REF.
2/A610

S30 SECTION 30
S7 DRAWING SCALE
24x36: N.T.S.
11x17: N.T.S.

S31 SECTION 31
S7 DRAWING SCALE
24x36: N.T.S.
11x17: N.T.S.

ARCH. REF.
3/A610

GLAZING CONTRACTOR

999 STREET, ST
CITY, STATE 99999
PH: 999.999.9999

MP drafting & design
www.MPDRAFTING.com
P: 248.522.7096
F: 248.522.7030

ARCHITECT:
KAAS WILSON ARCHITECTS
1301 AMERICAN BLVD E. SUITE 100
BLOOMINGTON, MN 55425
P: 612.879.6000
F: 612.879.6666

ARCHITECT NOTE:
ALL NOTES REQUESTING VERIFICATION,
CONFIRMATION, OR INFORMATION THAT ARE
NOT ANSWERED ARE ASSUMED TO BE
CORRECT AS SHOWN ON THESE DRAWINGS.

STAMPS/ SUBMITTALS:

REVISION	DATE
0	03.13.24
1	03.22.24
2	04.02.24
-	-
-	-

PROJECT NUMBER:
24-015

PROJECT NAME:
THE BROOKS APTS

SHEET DESCRIPTION:
SECTIONS

SHEET:
S7

NOTE:
ALL DIMENSIONS TO BE FIELD
VERIFIED PRIOR TO FABRICATION

GLAZING CONTRACTOR

999 STREET, ST
CITY, STATE 99999
PH: 999.999.9999

MP drafting
& design
www.MPDRAFTING.com
P: 248.522.7096
F: 248.522.7030

ARCHITECT:
KAAS WILSON ARCHITECTS
1301 AMERICAN BLVD E. SUITE 100
BLOOMINGTON, MN 55425
P: 612.879.6000
F: 612.879.6666

ARCHITECT NOTE:
ALL NOTES REQUESTING VERIFICATION,
CONFIRMATION, OR INFORMATION THAT ARE
NOT ANSWERED ARE ASSUMED TO BE
CORRECT AS SHOWN ON THESE DRAWINGS.

**STAMPS/
SUBMITTALS:**

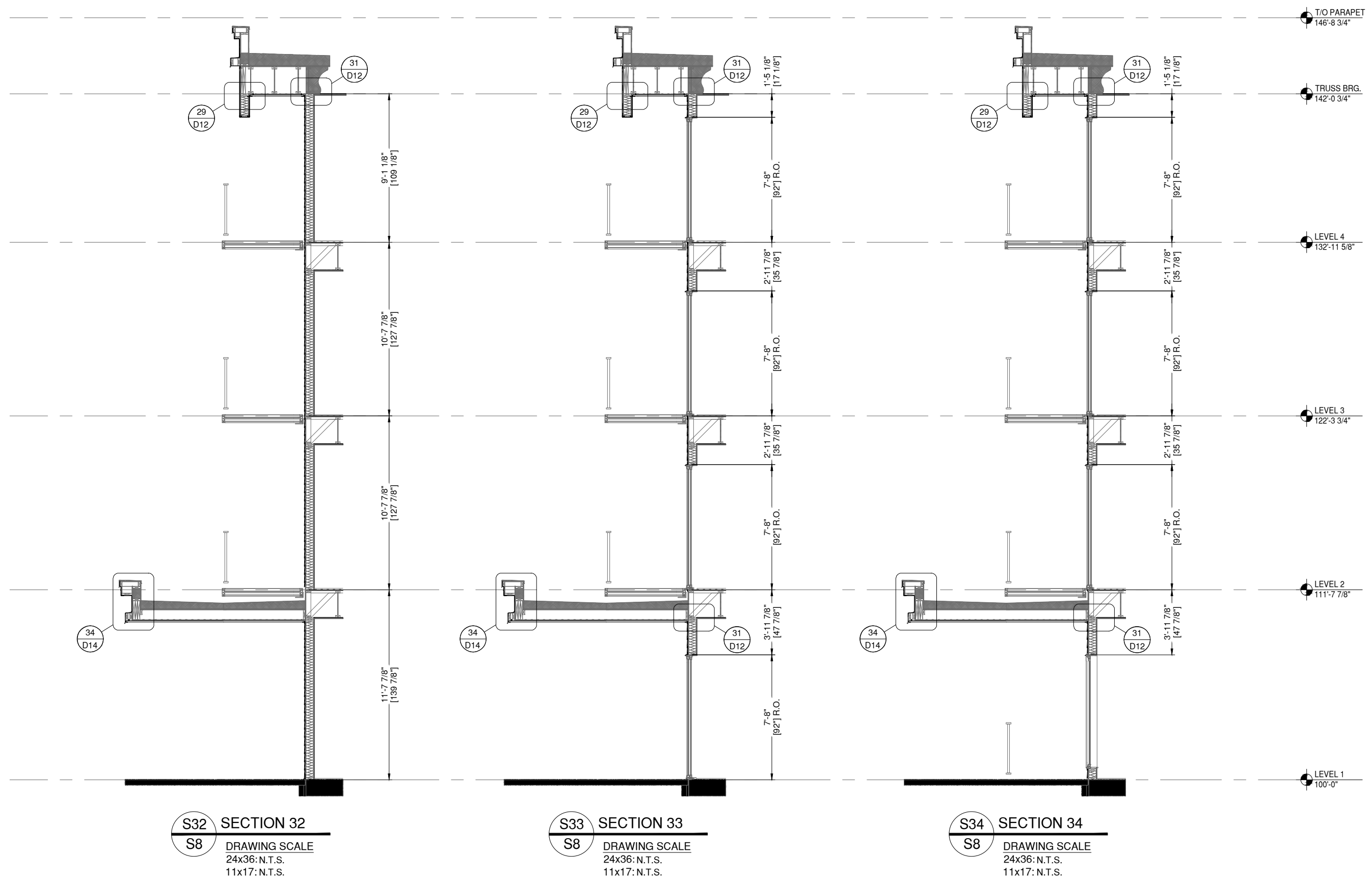
REVISION	DATE
0	03.13.24
1	03.22.24
2	04.02.24
-	-
-	-

PROJECT NUMBER:
24-015

PROJECT NAME:
THE BROOKS APTS

SHEET DESCRIPTION:
SECTIONS

SHEET:
S8

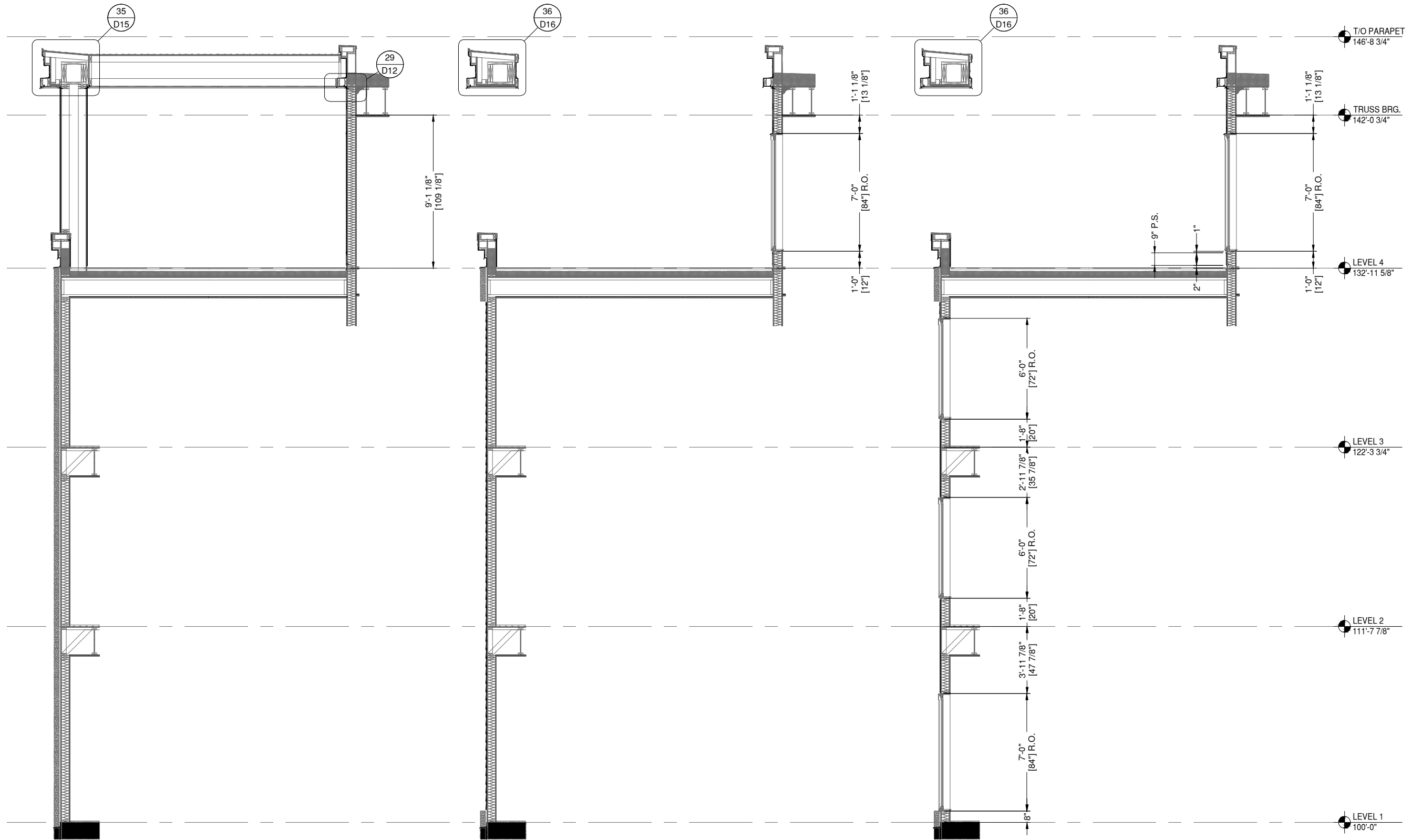


S32 SECTION 32
S8 DRAWING SCALE
24x36: N.T.S.
11x17: N.T.S.

S33 SECTION 33
S8 DRAWING SCALE
24x36: N.T.S.
11x17: N.T.S.

S34 SECTION 34
S8 DRAWING SCALE
24x36: N.T.S.
11x17: N.T.S.

NOTE:
ALL DIMENSIONS TO BE FIELD
VERIFIED PRIOR TO FABRICATION



S35 SECTION 35
S9 DRAWING SCALE
24x36: N.T.S.
11x17: N.T.S.

S36 SECTION 36
S9 DRAWING SCALE
24x36: N.T.S.
11x17: N.T.S.

S37 SECTION 37
S9 DRAWING SCALE
24x36: N.T.S.
11x17: N.T.S.

ARCH. REF.
1/A613

GLAZING CONTRACTOR

999 STREET, ST
CITY, STATE 99999
PH: 999.999.9999



www.MPDRAFTING.com
P: 248.522.7096
F: 248.522.7030

ARCHITECT:

KAAS WILSON ARCHITECTS
1301 AMERICAN BLVD E. SUITE 100
BLOOMINGTON, MN 55425
P: 612.879.6000
F: 612.879.6666

ARCHITECT NOTE:
ALL NOTES REQUESTING VERIFICATION,
CONFIRMATION, OR INFORMATION THAT ARE
NOT ANSWERED ARE ASSUMED TO BE
CORRECT AS SHOWN ON THESE DRAWINGS.

STAMPS/ SUBMITTALS:

REVISION	DATE
0	03.13.24
1	03.22.24
2	04.02.24
-	-
-	-

PROJECT NUMBER:
24-015

PROJECT NAME:
THE BROOKS APTS

SHEET DESCRIPTION:
SECTIONS

SHEET:
S9

GLAZING CONTRACTOR

999 STREET, ST
CITY, STATE 99999
PH: 999.999.9999



www.MPDRAFTING.com
P: 248.522.7096
F: 248.522.7030

ARCHITECT:

KAAS WILSON ARCHITECTS
1301 AMERICAN BLVD E. SUITE 100
BLOOMINGTON, MN 55425
P: 612.879.6000
F: 612.879.6666

ARCHITECT NOTE:
ALL NOTES REQUESTING VERIFICATION,
CONFIRMATION, OR INFORMATION THAT ARE
NOT ANSWERED ARE ASSUMED TO BE
CORRECT AS SHOWN ON THESE DRAWINGS.

STAMPS/ SUBMITTALS:

REVISION	DATE
0	03.13.24
1	03.22.24
2	04.02.24
-	-
-	-

PROJECT NUMBER:
24-015

PROJECT NAME:
THE BROOKS APTS

SHEET DESCRIPTION:
ELEVATIONS

SHEET:
E1



1 SOUTHWEST ELEVATION

E1 DRAWING SCALE
24x36: 1:50
11x17: 1:100

ARCH. REF.
2/A500

JAMES HARDIE PANEL SIDING - SEE SEPARATE SUBMITTAL
JAMES HARDIE PLANK SIDING - SEE SEPARATE SUBMITTAL



INSTALLER NOTE:
ALL DETAILS ARE
TYPICAL AS NOTED

NOTE:
ALL DIMENSIONS TO BE FIELD
VERIFIED PRIOR TO FABRICATION

GLAZING CONTRACTOR

999 STREET, ST
CITY, STATE 99999
PH: 999.999.9999



www.MPDRAFTING.com
P: 248.522.7096
F: 248.522.7030

ARCHITECT:

KAAS WILSON ARCHITECTS
1301 AMERICAN BLVD E. SUITE 100
BLOOMINGTON, MN 55425
P: 612.879.6000
F: 612.879.6666

ARCHITECT NOTE:
ALL NOTES REQUESTING VERIFICATION,
CONFIRMATION, OR INFORMATION THAT ARE
NOT ANSWERED ARE ASSUMED TO BE
CORRECT AS SHOWN ON THESE DRAWINGS.

STAMPS/ SUBMITTALS:

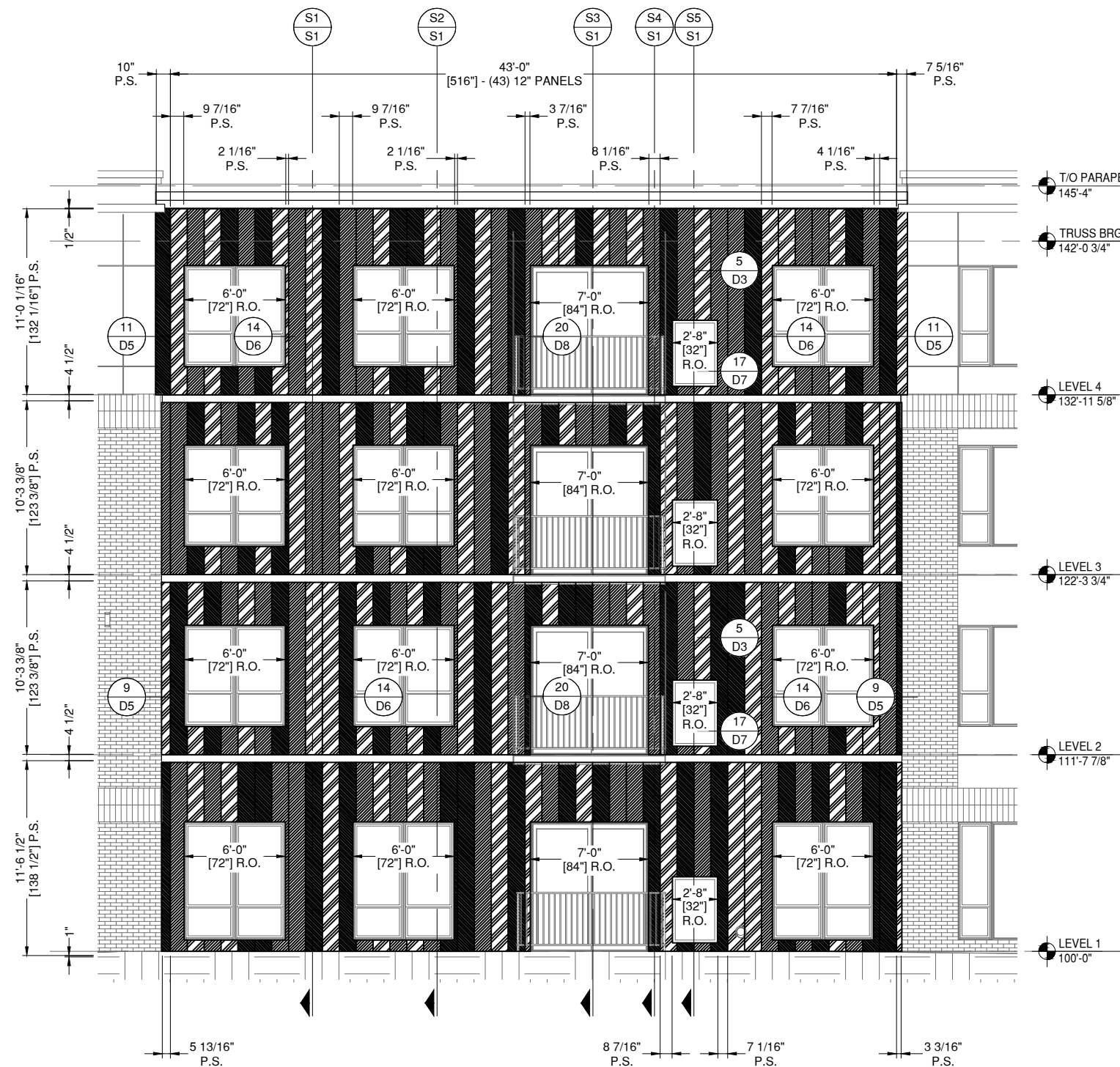
REVISION	DATE
0	03.13.24
1	03.22.24
2	04.02.24
-	-
-	-

PROJECT NUMBER:
24-015

PROJECT NAME:
THE BROOKS APTS

SHEET DESCRIPTION:
ELEVATIONS

SHEET:
E2



PAC CLAD COLOR KEY

	-SLATE GRAY
	-MUSKET GRAY
	-CITYSCAPE

2 SOUTHWEST ELEVATION

DRAWING SCALE
24x36: 1:50
11x17: 1:100

ARCH. REF.
2/A500

PAC-CLAD 12" FLUSH PANEL
FINISH: SLATE GRAY, MUSKET GRAY, AND CITYSCAPE

NOTE:
ALL DIMENSIONS TO BE FIELD
VERIFIED PRIOR TO FABRICATION



INSTALLER NOTE:
ALL DETAILS ARE
TYPICAL AS NOTED

GLAZING CONTRACTOR

999 STREET, ST
CITY, STATE 99999
PH: 999.999.9999



www.MPDRAFTING.com
P: 248.522.7096
F: 248.522.7030

ARCHITECT:

KAAS WILSON ARCHITECTS
1301 AMERICAN BLVD E. SUITE 100
BLOOMINGTON, MN 55425
P: 612.879.6000
F: 612.879.6666

ARCHITECT NOTE:
ALL NOTES REQUESTING VERIFICATION,
CONFIRMATION, OR INFORMATION THAT ARE
NOT ANSWERED ARE ASSUMED TO BE
CORRECT AS SHOWN ON THESE DRAWINGS.

STAMPS/ SUBMITTALS:

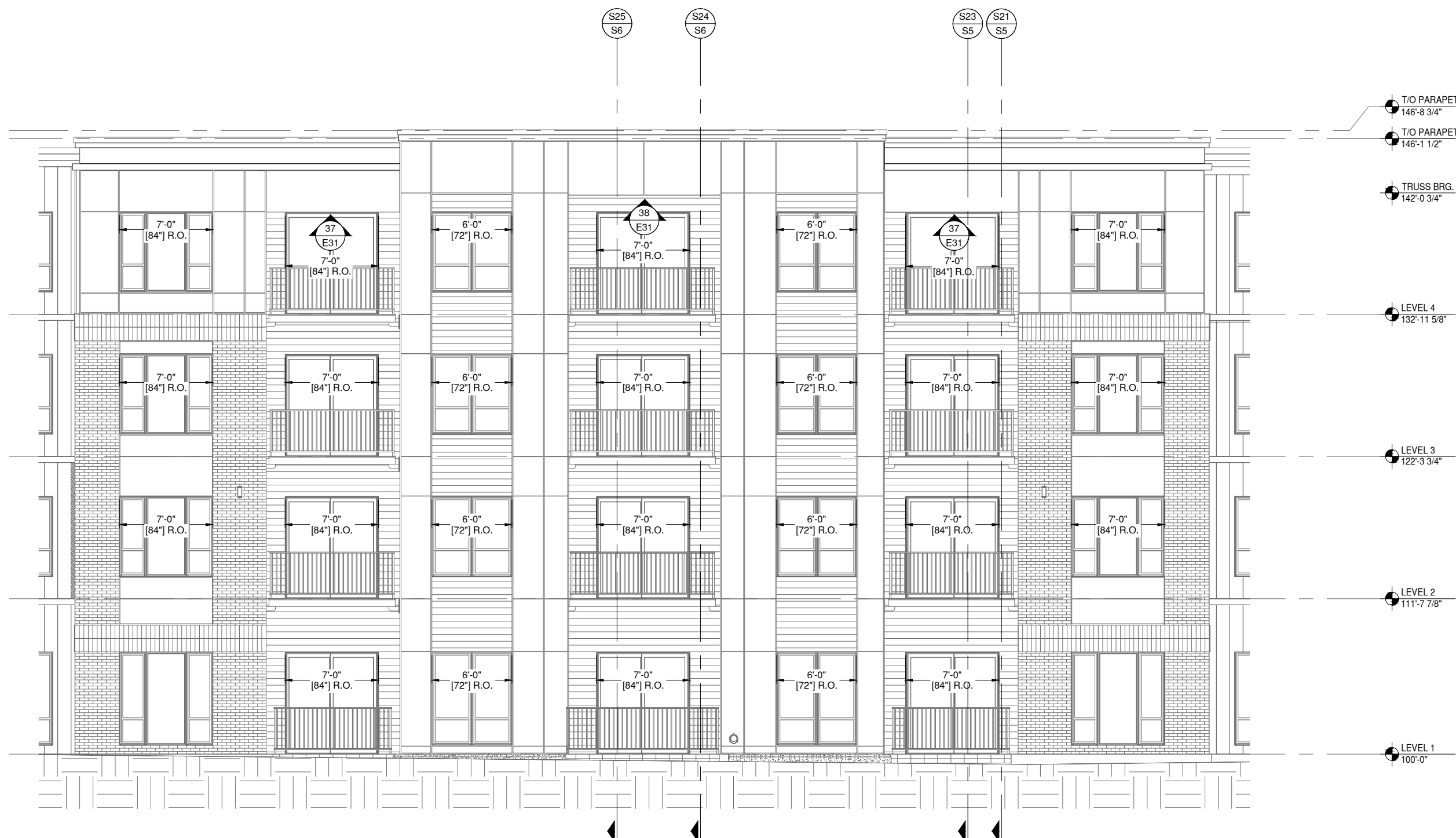
REVISION	DATE
0	03.13.24
1	03.22.24
2	04.02.24
-	-
-	-

PROJECT NUMBER:
24-015

PROJECT NAME:
THE BROOKS APTS

SHEET DESCRIPTION:
ELEVATIONS

SHEET:
E3



3 SOUTHWEST ELEVATION

E3 DRAWING SCALE
24x36: 1:50
11x17: 1:100
ARCH. REF.
2/A500

JAMES HARDIE PANEL SIDING - SEE SEPARATE SUBMITTAL
JAMES HARDIE PLANK SIDING - SEE SEPARATE SUBMITTAL

INSTALLER NOTE:
ALL DETAILS ARE
TYPICAL AS NOTED

NOTE:
ALL DIMENSIONS TO BE FIELD
VERIFIED PRIOR TO FABRICATION



INSTALLER NOTE:
ALL DETAILS ARE
TYPICAL AS NOTED

GLAZING CONTRACTOR

999 STREET, ST
CITY, STATE 99999
PH: 999.999.9999



www.MPDRAFTING.com
P: 248.522.7096
F: 248.522.7030

ARCHITECT:

KAAS WILSON ARCHITECTS
1301 AMERICAN BLVD E. SUITE 100
BLOOMINGTON, MN 55425
P: 612.879.6000
F: 612.879.6666

ARCHITECT NOTE:
ALL NOTES REQUESTING VERIFICATION,
CONFIRMATION, OR INFORMATION THAT ARE
NOT ANSWERED ARE ASSUMED TO BE
CORRECT AS SHOWN ON THESE DRAWINGS.

STAMPS/ SUBMITTALS:

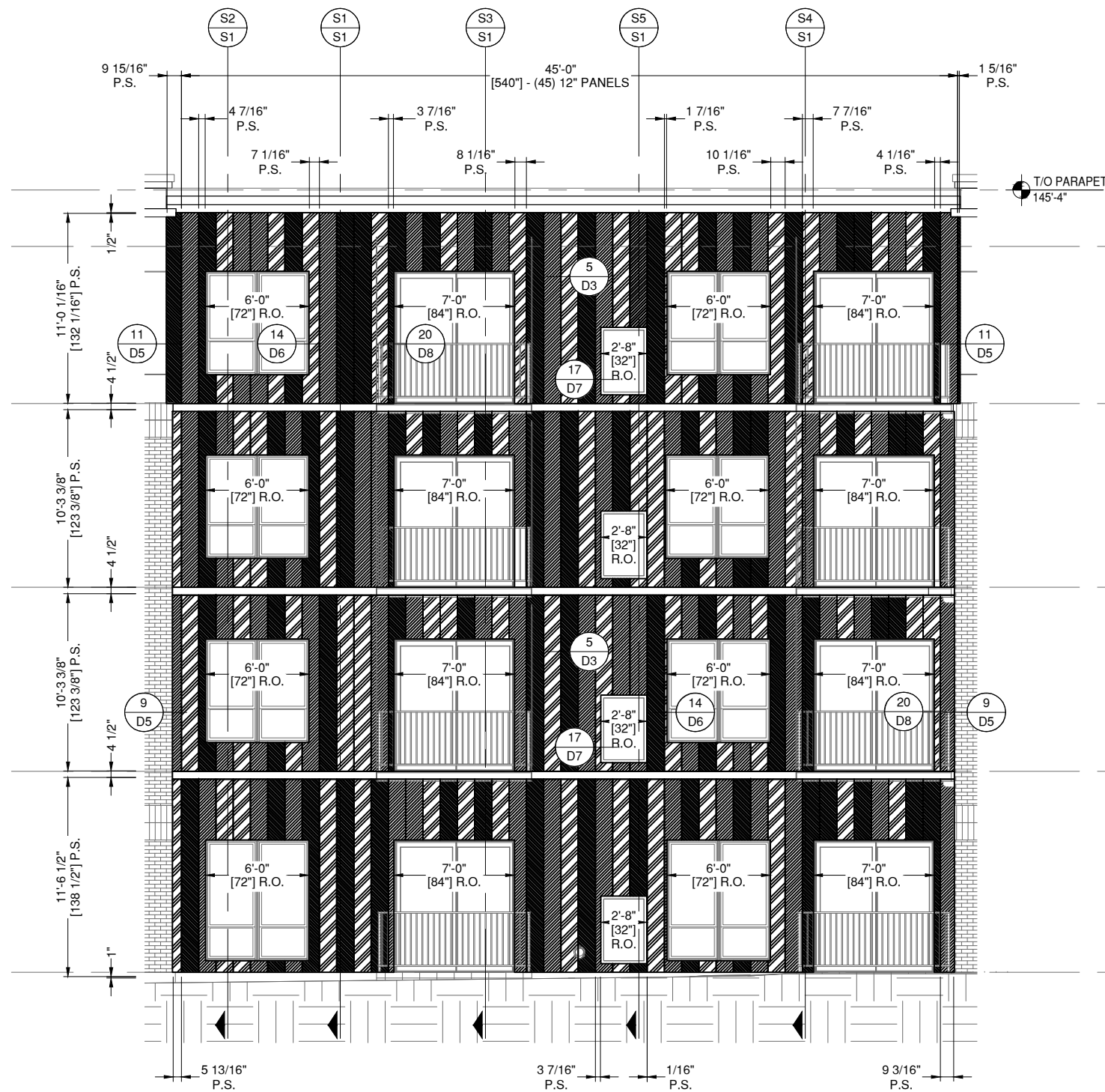
REVISION	DATE
0	03.13.24
1	03.22.24
2	04.02.24
-	-
-	-

PROJECT NUMBER:
24-015

PROJECT NAME:
THE BROOKS APTS

SHEET DESCRIPTION:
ELEVATIONS

SHEET:
E4



4 **SOUTHWEST ELEVATION**
E4 DRAWING SCALE
24x36: 1:50
11x17: 1:100
ARCH. REF.
2/A500

PAC-CLAD 12" FLUSH PANEL
FINISH: SLATE GRAY, MUSKET GRAY, AND CITYSCAPE

5 **SOUTHWEST ELEVATION**
E4 DRAWING SCALE
24x36: 1:50
11x17: 1:100
ARCH. REF.
2/A500

JAMES HARDIE PANEL SIDING -
SEE SEPARATE SUBMITTAL

NOTE:
ALL DIMENSIONS TO BE FIELD
VERIFIED PRIOR TO FABRICATION



INSTALLER NOTE:
ALL DETAILS ARE
TYPICAL AS NOTED

GLAZING CONTRACTOR

999 STREET, ST
CITY, STATE 99999
PH: 999.999.9999



www.MPDRAFTING.com

P: 248.522.7096
F: 248.522.7030

ARCHITECT:

KAAS WILSON ARCHITECTS

1301 AMERICAN BLVD E. SUITE 100
BLOOMINGTON, MN 55425
P: 612.879.6000
F: 612.879.6666

ARCHITECT NOTE:
ALL NOTES REQUESTING VERIFICATION,
CONFIRMATION, OR INFORMATION THAT ARE
NOT ANSWERED ARE ASSUMED TO BE
CORRECT AS SHOWN ON THESE DRAWINGS.

STAMPS/ SUBMITTALS:

REVISION	DATE
0	03.13.24
1	03.22.24
2	04.02.24
-	-
-	-

PROJECT NUMBER:

24-015

PROJECT NAME:

THE BROOKS APTS

SHEET DESCRIPTION:

ELEVATIONS

SHEET:

E5



6 WEST ELEVATION

E5 DRAWING SCALE
24x36: 1:50
11x17: 1:100

ARCH. REF.
1/A501

JAMES HARDIE PANEL SIDING -
SEE SEPARATE SUBMITTAL

7 SOUTHWEST ELEVATION

E5 DRAWING SCALE
24x36: 1:50
11x17: 1:100

ARCH. REF.
5/A500

JAMES HARDIE PANEL SIDING -
SEE SEPARATE SUBMITTAL
JAMES HARDIE PLANK SIDING -
SEE SEPARATE SUBMITTAL

8 EAST ELEVATION

E5 DRAWING SCALE
24x36: 1:50
11x17: 1:100

ARCH. REF.
1/A501

JAMES HARDIE PANEL SIDING -
SEE SEPARATE SUBMITTAL

NOTE:
ALL DIMENSIONS TO BE FIELD
VERIFIED PRIOR TO FABRICATION

GLAZING CONTRACTOR

999 STREET, ST
CITY, STATE 99999
PH: 999.999.9999



www.MPDRAFTING.com

P: 248.522.7096
F: 248.522.7030

ARCHITECT:

KAAS WILSON ARCHITECTS

1301 AMERICAN BLVD E. SUITE 100
BLOOMINGTON, MN 55425
P: 612.879.6000
F: 612.879.6666

ARCHITECT NOTE:
ALL NOTES REQUESTING VERIFICATION,
CONFIRMATION, OR INFORMATION THAT ARE
NOT ANSWERED ARE ASSUMED TO BE
CORRECT AS SHOWN ON THESE DRAWINGS.

STAMPS/ SUBMITTALS:

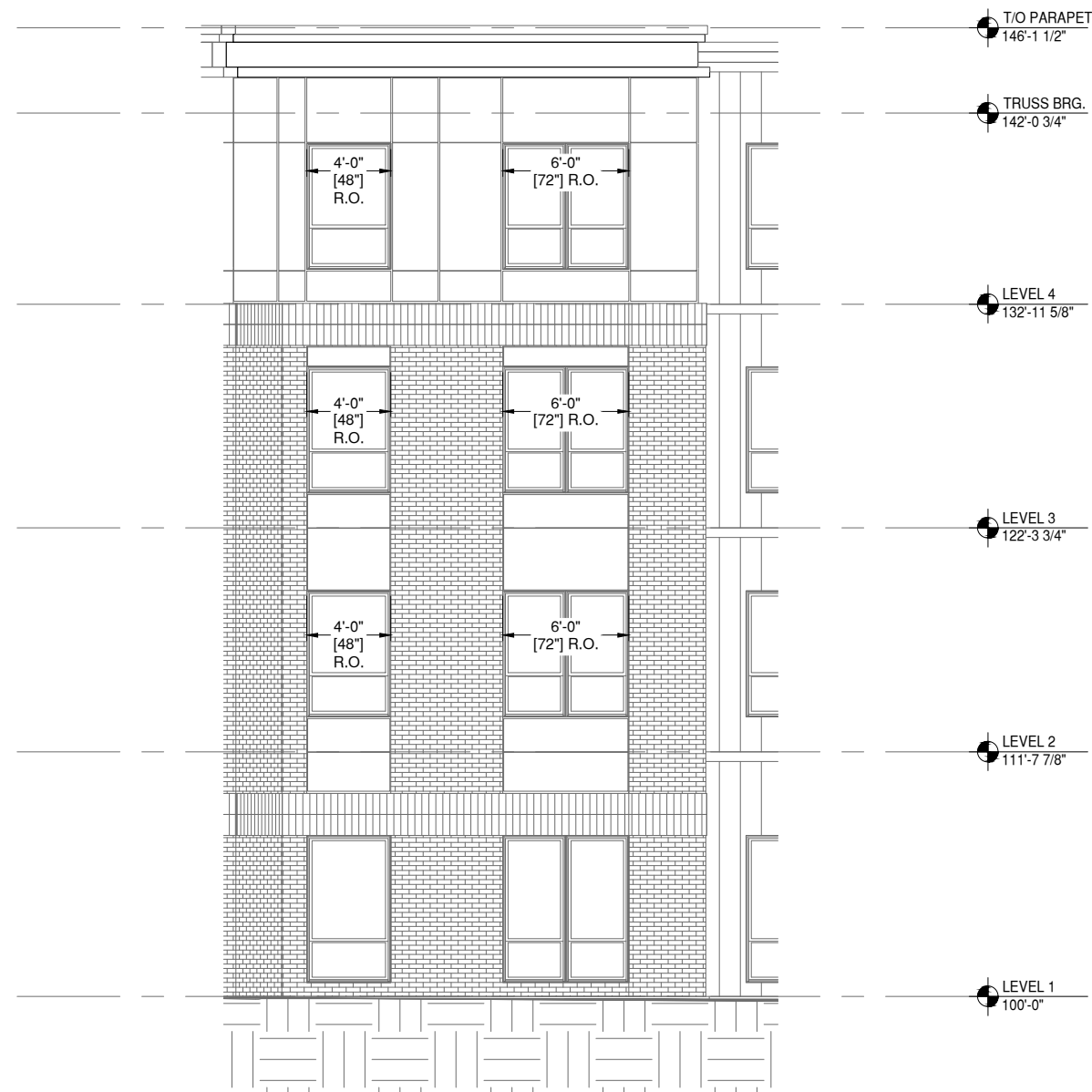
REVISION	DATE
0	03.13.24
1	03.22.24
2	04.02.24
-	-
-	-

PROJECT NUMBER:
24-015

PROJECT NAME:
THE BROOKS APTS

SHEET DESCRIPTION:
ELEVATIONS

SHEET:
E6



9 SOUTH ELEVATION

E6 DRAWING SCALE
24x36: 1:50
11x17: 1:100

ARCH. REF.
6/A500

JAMES HARDIE PANEL SIDING - SEE SEPARATE SUBMITTAL

NOTE:
ALL DIMENSIONS TO BE FIELD
VERIFIED PRIOR TO FABRICATION



INSTALLER NOTE:
ALL DETAILS ARE
TYPICAL AS NOTED

GLAZING CONTRACTOR

999 STREET, ST
CITY, STATE 99999
PH: 999.999.9999



www.MPDRAFTING.com
P: 248.522.7096
F: 248.522.7030

ARCHITECT:

KAAS WILSON ARCHITECTS
1301 AMERICAN BLVD E. SUITE 100
BLOOMINGTON, MN 55425
P: 612.879.6000
F: 612.879.6666

ARCHITECT NOTE:
ALL NOTES REQUESTING VERIFICATION,
CONFIRMATION, OR INFORMATION THAT ARE
NOT ANSWERED ARE ASSUMED TO BE
CORRECT AS SHOWN ON THESE DRAWINGS.

STAMPS/ SUBMITTALS:

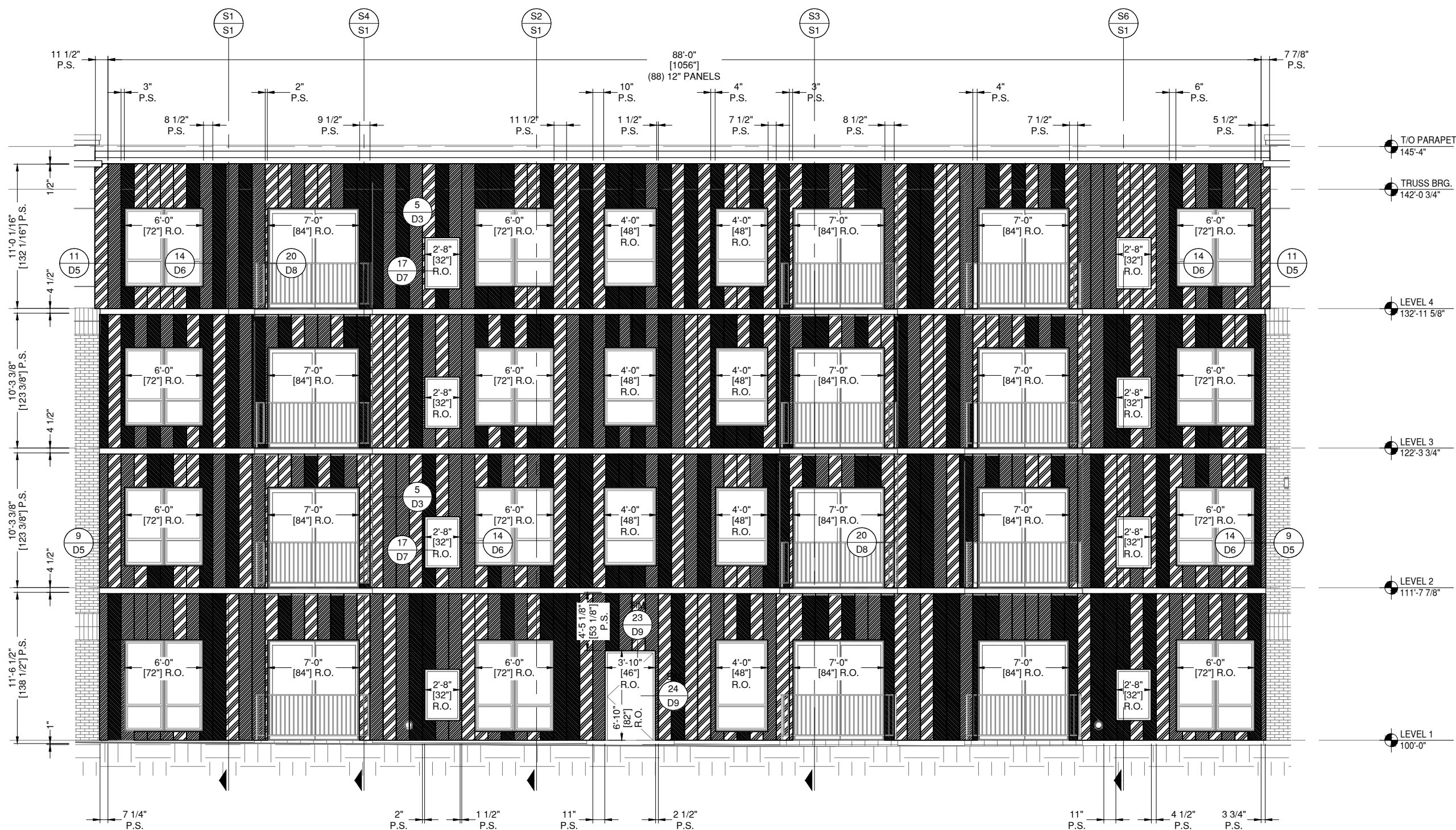
REVISION	DATE
0	03.13.24
1	03.22.24
2	04.02.24
-	-
-	-

PROJECT NUMBER:
24-015

PROJECT NAME:
THE BROOKS APTS

SHEET DESCRIPTION:
ELEVATIONS

SHEET:
E7



PAC CLAD COLOR KEY

- SLATE GRAY
- MUSKET GRAY
- CITYSCAPE

10 SOUTH ELEVATION
E7

DRAWING SCALE
24x36: 1:50
11x17: 1:100

ARCH. REF.
6/A500

PAC-CLAD 12" FLUSH PANEL
FINISH: SLATE GRAY, MUSKET GRAY, AND CITYSCAPE

NOTE:
ALL DIMENSIONS TO BE FIELD
VERIFIED PRIOR TO FABRICATION



INSTALLER NOTE:
ALL DETAILS ARE
TYPICAL AS NOTED

GLAZING CONTRACTOR

999 STREET, ST
CITY, STATE 99999
PH: 999.999.9999



www.MPDRAFTING.com
P: 248.522.7096
F: 248.522.7030

ARCHITECT:

KAAS WILSON ARCHITECTS
1301 AMERICAN BLVD E. SUITE 100
BLOOMINGTON, MN 55425
P: 612.879.6000
F: 612.879.6666

ARCHITECT NOTE:
ALL NOTES REQUESTING VERIFICATION,
CONFIRMATION, OR INFORMATION THAT ARE
NOT ANSWERED ARE ASSUMED TO BE
CORRECT AS SHOWN ON THESE DRAWINGS.

STAMPS/ SUBMITTALS:

REVISION	DATE
0	03.13.24
1	03.22.24
2	04.02.24
-	-
-	-

PROJECT NUMBER:
24-015

PROJECT NAME:
THE BROOKS APTS

SHEET DESCRIPTION:
ELEVATIONS

SHEET:
E8



11 SOUTH ELEVATION
E8 DRAWING SCALE
24x36: 1:50
11x17: 1:100
ARCH. REF.
3,6/A500

JAMES HARDIE PANEL SIDING - SEE SEPARATE SUBMITTAL
JAMES HARDIE PLANK SIDING - SEE SEPARATE SUBMITTAL

INSTALLER NOTE:
ALL DETAILS ARE
TYPICAL AS NOTED

NOTE:
ALL DIMENSIONS TO BE FIELD
VERIFIED PRIOR TO FABRICATION

GLAZING CONTRACTOR

999 STREET, ST
CITY, STATE 99999
PH: 999.999.9999



www.MPDRAFTING.com
P: 248.522.7096
F: 248.522.7030

ARCHITECT:

KAAS WILSON ARCHITECTS
1301 AMERICAN BLVD E. SUITE 100
BLOOMINGTON, MN 55425
P: 612.879.6000
F: 612.879.6666

ARCHITECT NOTE:
ALL NOTES REQUESTING VERIFICATION,
CONFIRMATION, OR INFORMATION THAT ARE
NOT ANSWERED ARE ASSUMED TO BE
CORRECT AS SHOWN ON THESE DRAWINGS.

STAMPS/ SUBMITTALS:

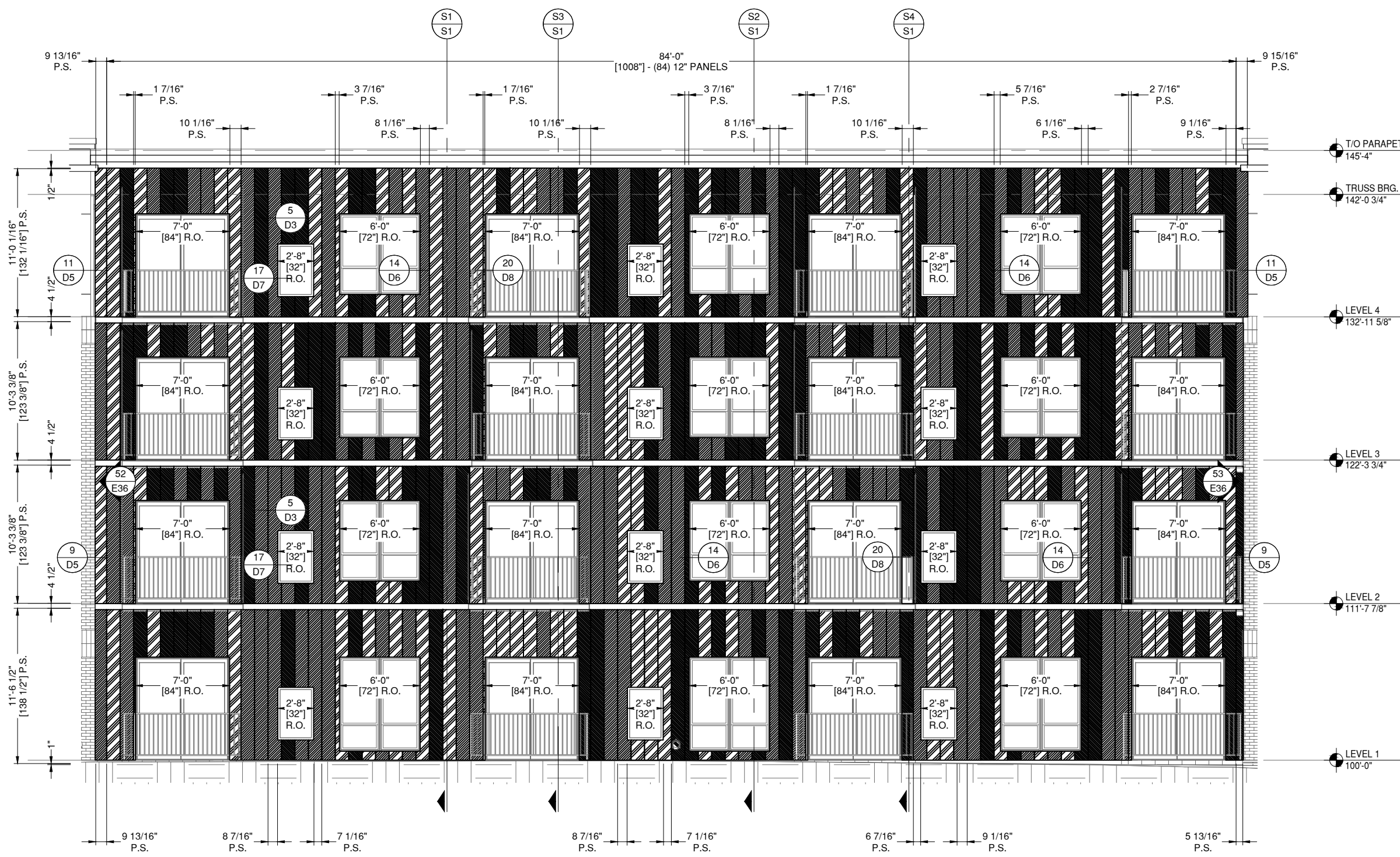
REVISION	DATE
0	03.13.24
1	03.22.24
2	04.02.24
-	-
-	-

PROJECT NUMBER:
24-015

PROJECT NAME:
THE BROOKS APTS

SHEET DESCRIPTION:
ELEVATIONS

SHEET:
E9



PAC CLAD COLOR KEY

- SLATE GRAY
- MUSKET GRAY
- CITYSCAPE

12 SOUTH ELEVATION

E9

DRAWING SCALE
24x36: 1:50
11x17: 1:100

ARCH. REF.
3/A500

PAC-CLAD 12" FLUSH PANEL
FINISH: SLATE GRAY, MUSKET GRAY, AND CITYSCAPE

INSTALLER NOTE:
ALL DETAILS ARE
TYPICAL AS NOTED

NOTE:
ALL DIMENSIONS TO BE FIELD
VERIFIED PRIOR TO FABRICATION

GLAZING CONTRACTOR

999 STREET, ST
CITY, STATE 99999
PH: 999.999.9999



www.MPDRAFTING.com
P: 248.522.7096
F: 248.522.7030

ARCHITECT:

KAAS WILSON ARCHITECTS
1301 AMERICAN BLVD E. SUITE 100
BLOOMINGTON, MN 55425
P: 612.879.6000
F: 612.879.6666

ARCHITECT NOTE:
ALL NOTES REQUESTING VERIFICATION,
CONFIRMATION, OR INFORMATION THAT ARE
NOT ANSWERED ARE ASSUMED TO BE
CORRECT AS SHOWN ON THESE DRAWINGS.

STAMPS/ SUBMITTALS:

REVISION	DATE
0	03.13.24
1	03.22.24
2	04.02.24
-	-
-	-

PROJECT NUMBER:
24-015

PROJECT NAME:
THE BROOKS APTS

SHEET DESCRIPTION:
ELEVATIONS

SHEET:
E10



NOTE:
ALL DIMENSIONS TO BE FIELD
VERIFIED PRIOR TO FABRICATION

13 SOUTH ELEVATION
E10 DRAWING SCALE
24x36: 1:50
11x17: 1:100

ARCH. REF.
3/A500

JAMES HARDIE PANEL SIDING - SEE SEPARATE SUBMITTAL
JAMES HARDIE PLANK SIDING - SEE SEPARATE SUBMITTAL



INSTALLER NOTE:
ALL DETAILS ARE
TYPICAL AS NOTED

GLAZING CONTRACTOR

999 STREET, ST
CITY, STATE 99999
PH: 999.999.9999



www.MPDRAFTING.com
P: 248.522.7096
F: 248.522.7030

ARCHITECT:

KAAS WILSON ARCHITECTS
1301 AMERICAN BLVD E. SUITE 100
BLOOMINGTON, MN 55425
P: 612.879.6000
F: 612.879.6666

ARCHITECT NOTE:
ALL NOTES REQUESTING VERIFICATION,
CONFIRMATION, OR INFORMATION THAT ARE
NOT ANSWERED ARE ASSUMED TO BE
CORRECT AS SHOWN ON THESE DRAWINGS.

STAMPS/ SUBMITTALS:

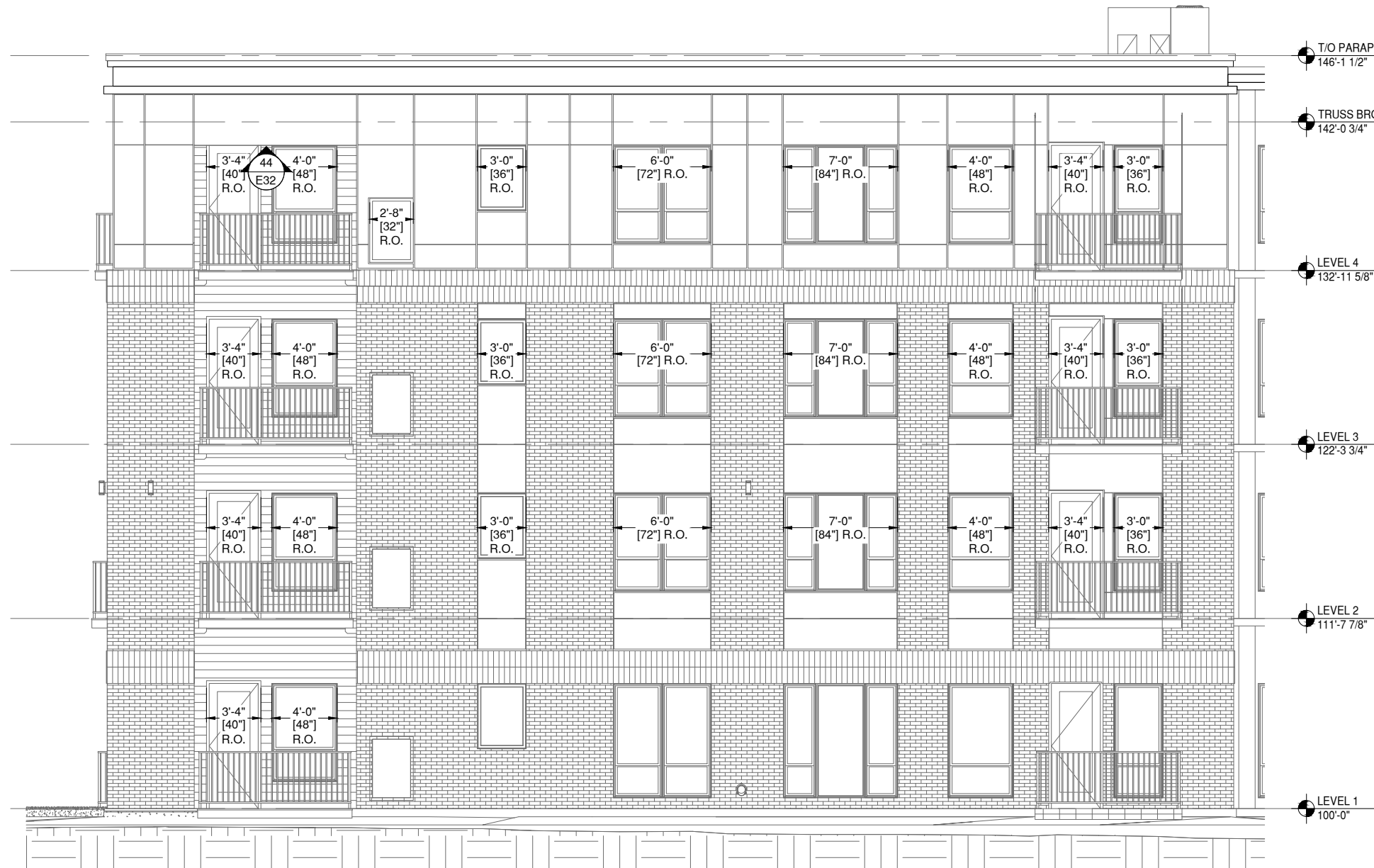
REVISION	DATE
0	03.13.24
1	03.22.24
2	04.02.24
-	-
-	-

PROJECT NUMBER:
24-015

PROJECT NAME:
THE BROOKS APTS

SHEET DESCRIPTION:
ELEVATIONS

SHEET:
E11



14 EAST ELEVATION

E11 DRAWING SCALE
24x36: 1:50
11x17: 1:100

ARCH. REF.
16/A501

JAMES HARDIE PANEL SIDING - SEE SEPARATE SUBMITTAL
JAMES HARDIE PLANK SIDING - SEE SEPARATE SUBMITTAL

NOTE:
ALL DIMENSIONS TO BE FIELD
VERIFIED PRIOR TO FABRICATION



INSTALLER NOTE:
ALL DETAILS ARE
TYPICAL AS NOTED

GLAZING CONTRACTOR

999 STREET, ST
CITY, STATE 99999
PH: 999.999.9999



www.MPDRAFTING.com

P: 248.522.7096
F: 248.522.7030

ARCHITECT:

KAAS WILSON ARCHITECTS

1301 AMERICAN BLVD E. SUITE 100
BLOOMINGTON, MN 55425
P: 612.879.6000
F: 612.879.6666

ARCHITECT NOTE:
ALL NOTES REQUESTING VERIFICATION,
CONFIRMATION, OR INFORMATION THAT ARE
NOT ANSWERED ARE ASSUMED TO BE
CORRECT AS SHOWN ON THESE DRAWINGS.

STAMPS/ SUBMITTALS:

REVISION	DATE
0	03.13.24
1	03.22.24
2	04.02.24
-	-
-	-

PROJECT NUMBER:

24-015

PROJECT NAME:

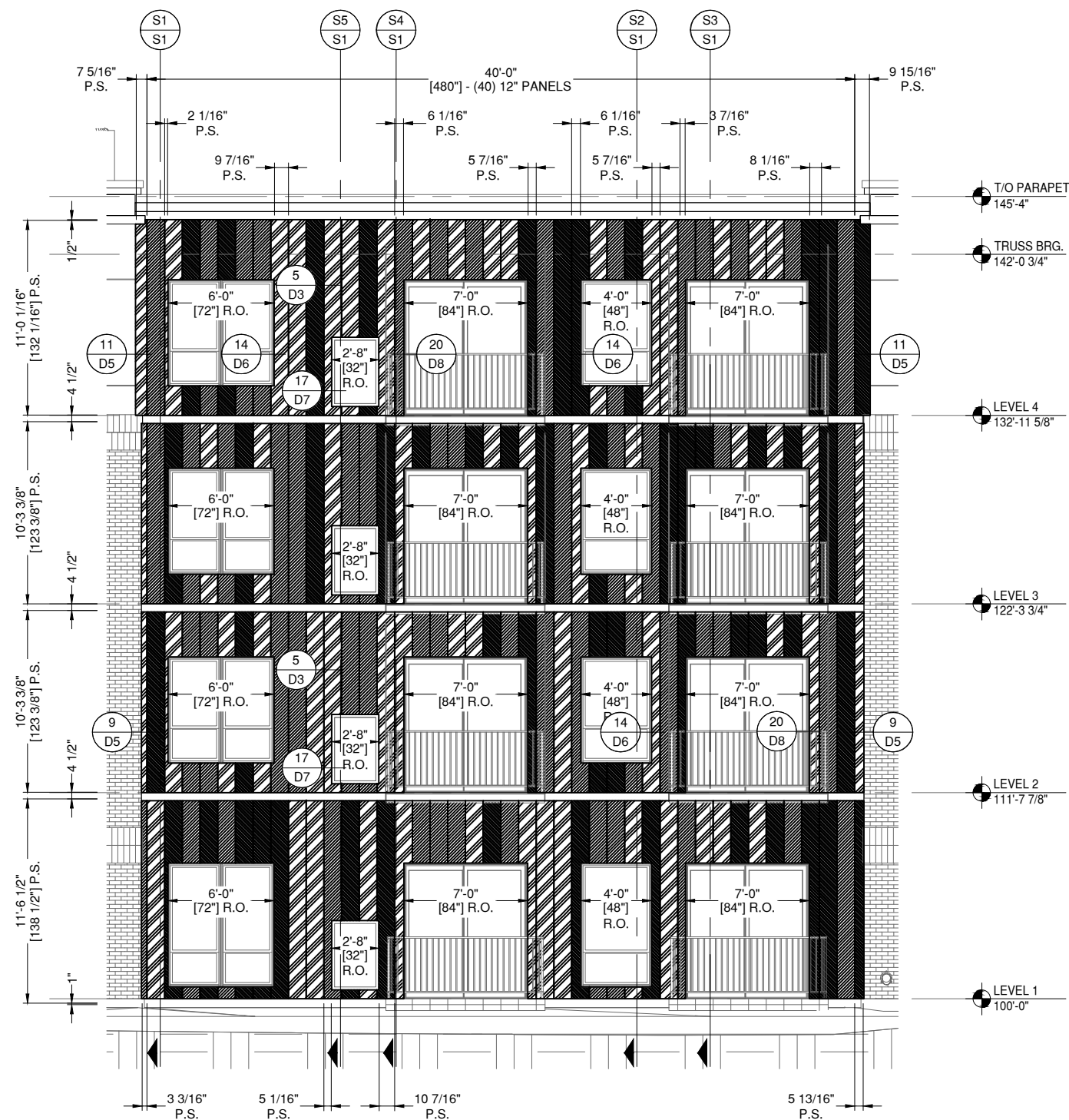
THE BROOKS APTS

SHEET DESCRIPTION:

ELEVATIONS

SHEET:

E12



PAC CLAD COLOR KEY

	-SLATE GRAY
	-MUSKET GRAY
	-CITYSCAPE

15 EAST ELEVATION

E12

DRAWING SCALE
24x36: 1:50
11x17: 1:100

ARCH. REF.
16/A501

PAC-CLAD 12" FLUSH PANEL
FINISH: SLATE GRAY, MUSKET GRAY, AND CITYSCAPE

NOTE:
ALL DIMENSIONS TO BE FIELD
VERIFIED PRIOR TO FABRICATION



INSTALLER NOTE:
ALL DETAILS ARE
TYPICAL AS NOTED

GLAZING CONTRACTOR

999 STREET, ST
CITY, STATE 99999
PH: 999.999.9999



www.MPDRAFTING.com
P: 248.522.7096
F: 248.522.7030

ARCHITECT:

KAAS WILSON ARCHITECTS
1301 AMERICAN BLVD E. SUITE 100
BLOOMINGTON, MN 55425
P: 612.879.6000
F: 612.879.6666

ARCHITECT NOTE:
ALL NOTES REQUESTING VERIFICATION,
CONFIRMATION, OR INFORMATION THAT ARE
NOT ANSWERED ARE ASSUMED TO BE
CORRECT AS SHOWN ON THESE DRAWINGS.

STAMPS/ SUBMITTALS:

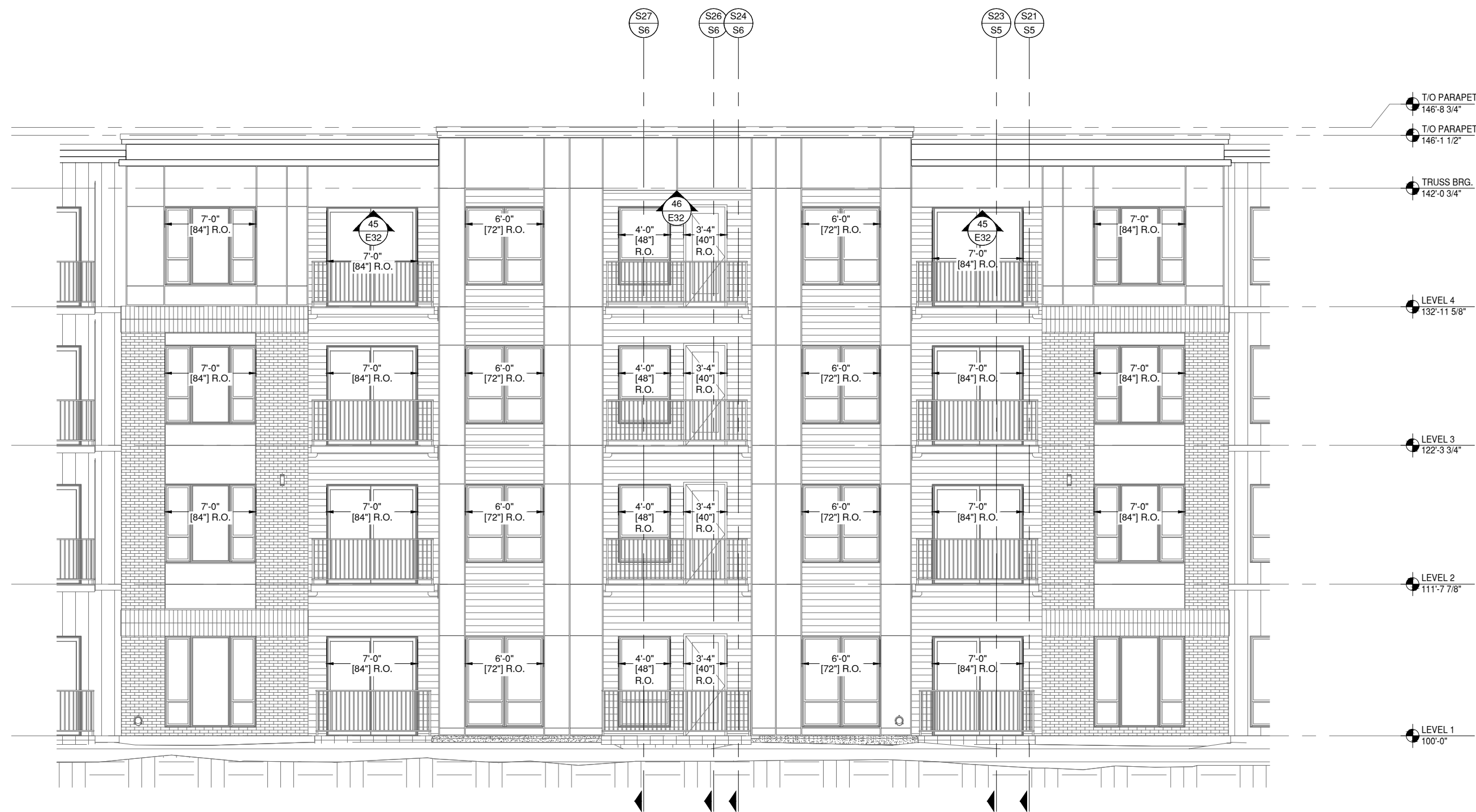
REVISION	DATE
0	03.13.24
1	03.22.24
2	04.02.24
-	-
-	-

PROJECT NUMBER:
24-015

PROJECT NAME:
THE BROOKS APTS

SHEET DESCRIPTION:
ELEVATIONS

SHEET:
E13



16 EAST ELEVATION
E13 DRAWING SCALE
24x36: 1:50
11x17: 1:100
ARCH. REF.
16/A501

JAMES HARDIE PANEL SIDING - SEE SEPARATE SUBMITTAL
JAMES HARDIE PLANK SIDING - SEE SEPARATE SUBMITTAL

INSTALLER NOTE:
ALL DETAILS ARE
TYPICAL AS NOTED

NOTE:
ALL DIMENSIONS TO BE FIELD
VERIFIED PRIOR TO FABRICATION

GLAZING CONTRACTOR

999 STREET, ST
CITY, STATE 99999
PH: 999.999.9999



www.MPDRAFTING.com

P: 248.522.7096
F: 248.522.7030

ARCHITECT:

KAAS WILSON ARCHITECTS

1301 AMERICAN BLVD E. SUITE 100
BLOOMINGTON, MN 55425
P: 612.879.6000
F: 612.879.6666

ARCHITECT NOTE:
ALL NOTES REQUESTING VERIFICATION,
CONFIRMATION, OR INFORMATION THAT ARE
NOT ANSWERED ARE ASSUMED TO BE
CORRECT AS SHOWN ON THESE DRAWINGS.

STAMPS/ SUBMITTALS:

REVISION	DATE
0	03.13.24
1	03.22.24
2	04.02.24
-	-
-	-

PROJECT NUMBER:

24-015

PROJECT NAME:

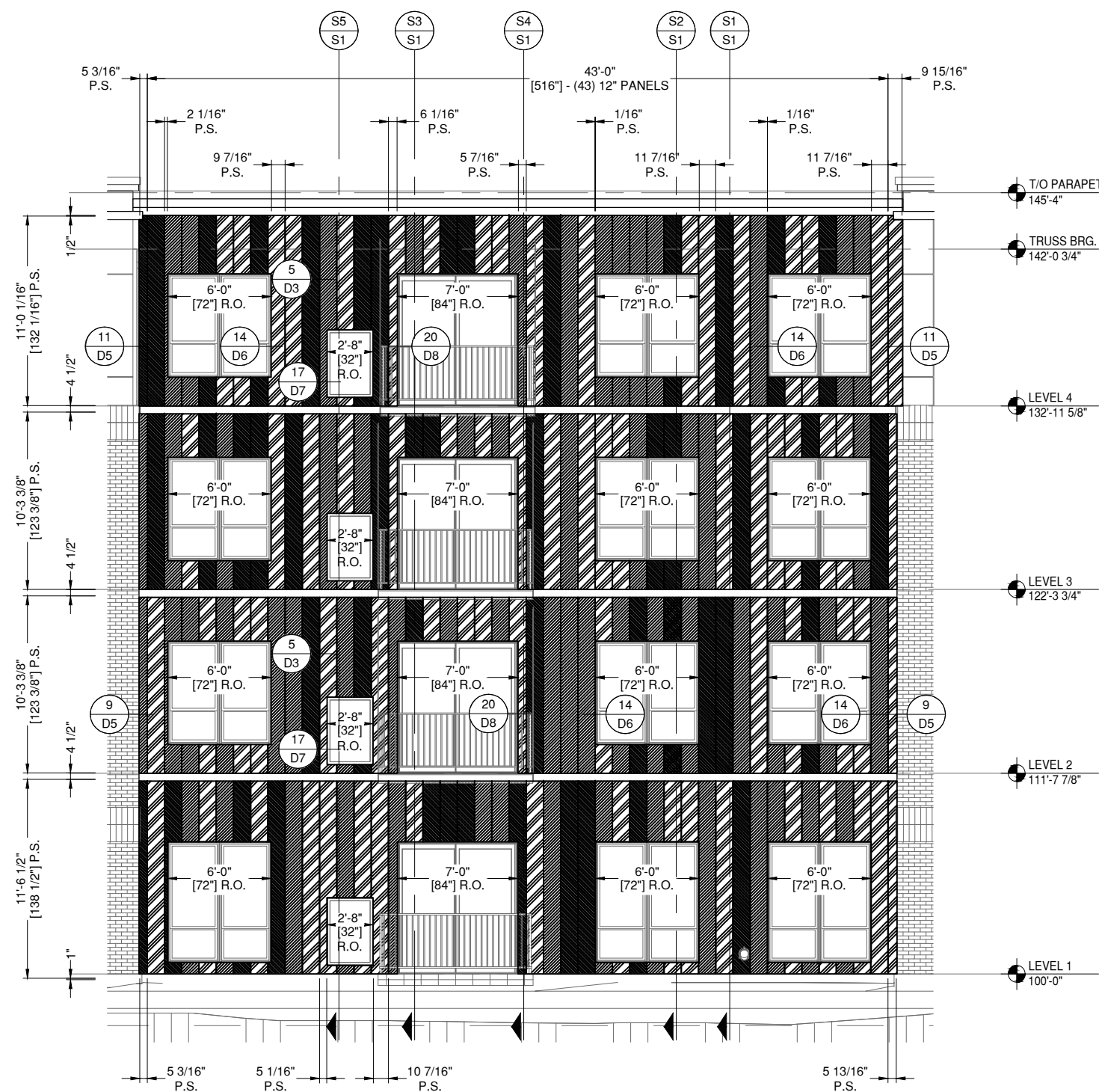
THE BROOKS APTS

SHEET DESCRIPTION:

ELEVATIONS

SHEET:

E14



PAC CLAD COLOR KEY

- SLATE GRAY
- MUSKET GRAY
- CITYSCAPE

17 EAST ELEVATION

E14

DRAWING SCALE
24x36: 1:50
11x17: 1:100

ARCH. REF.
16/A501

PAC-CLAD 12" FLUSH PANEL
FINISH: SLATE GRAY, MUSKET GRAY, AND CITYSCAPE

NOTE:
ALL DIMENSIONS TO BE FIELD
VERIFIED PRIOR TO FABRICATION



INSTALLER NOTE:
ALL DETAILS ARE
TYPICAL AS NOTED

GLAZING CONTRACTOR

999 STREET, ST
CITY, STATE 99999
PH: 999.999.9999



www.MPDRAFTING.com
P: 248.522.7096
F: 248.522.7030

ARCHITECT:

KAAS WILSON ARCHITECTS
1301 AMERICAN BLVD E. SUITE 100
BLOOMINGTON, MN 55425
P: 612.879.6000
F: 612.879.6666

ARCHITECT NOTE:
ALL NOTES REQUESTING VERIFICATION,
CONFIRMATION, OR INFORMATION THAT ARE
NOT ANSWERED ARE ASSUMED TO BE
CORRECT AS SHOWN ON THESE DRAWINGS.

STAMPS/ SUBMITTALS:

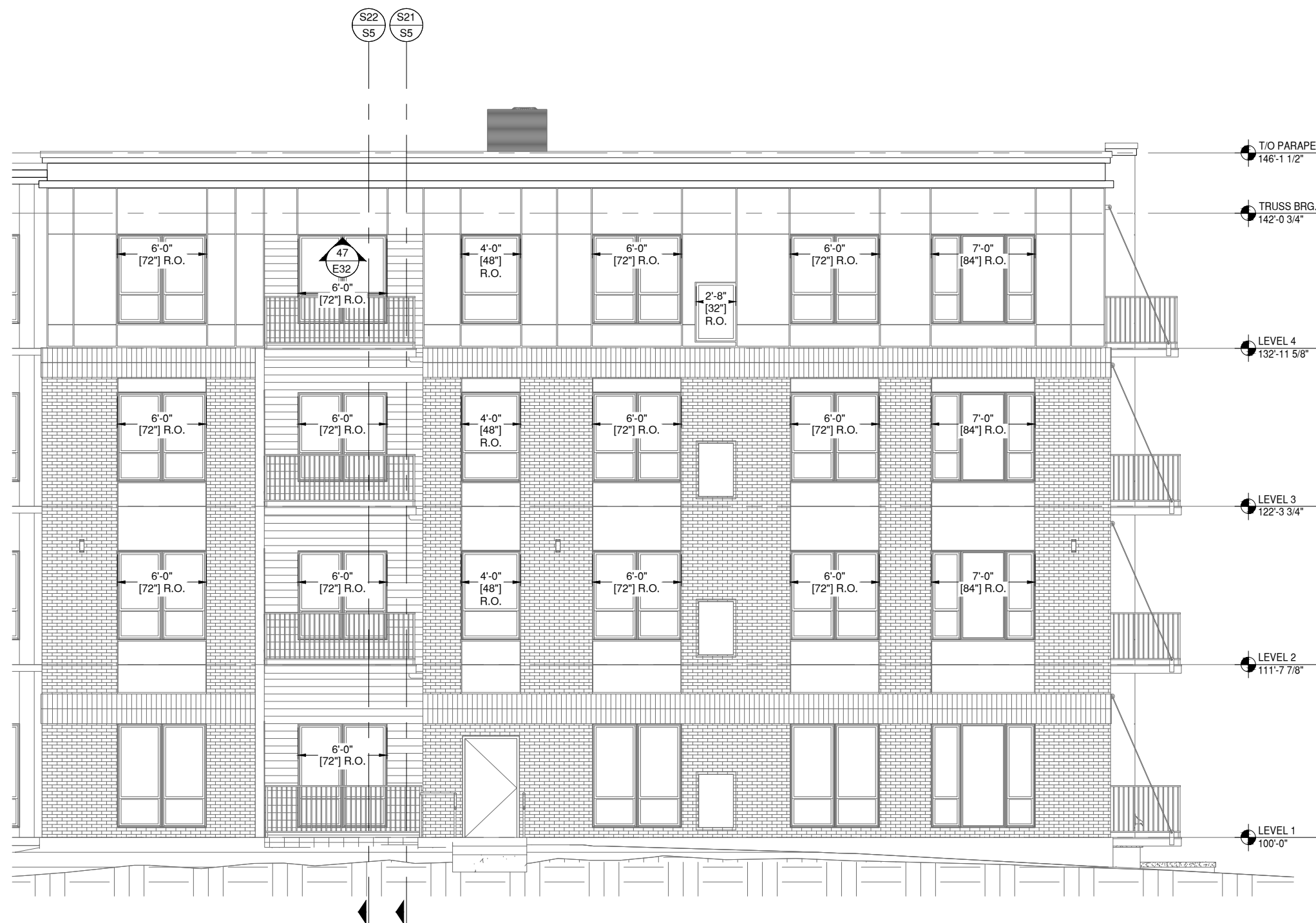
REVISION	DATE
0	03.13.24
1	03.22.24
2	04.02.24
-	-
-	-

PROJECT NUMBER:
24-015

PROJECT NAME:
THE BROOKS APTS

SHEET DESCRIPTION:
ELEVATIONS

SHEET:
E15



18 EAST ELEVATION

E15 DRAWING SCALE
24x36: 1:50
11x17: 1:100

ARCH. REF.
16/A501

JAMES HARDIE PANEL SIDING - SEE SEPARATE SUBMITTAL
JAMES HARDIE PLANK SIDING - SEE SEPARATE SUBMITTAL

NOTE:
ALL DIMENSIONS TO BE FIELD
VERIFIED PRIOR TO FABRICATION



INSTALLER NOTE:
ALL DETAILS ARE
TYPICAL AS NOTED

GLAZING CONTRACTOR

999 STREET, ST
CITY, STATE 99999
PH: 999.999.9999



www.MPDRAFTING.com
P: 248.522.7096
F: 248.522.7030

ARCHITECT:

KAAS WILSON ARCHITECTS
1301 AMERICAN BLVD E. SUITE 100
BLOOMINGTON, MN 55425
P: 612.879.6000
F: 612.879.6666

ARCHITECT NOTE:
ALL NOTES REQUESTING VERIFICATION,
CONFIRMATION, OR INFORMATION THAT ARE
NOT ANSWERED ARE ASSUMED TO BE
CORRECT AS SHOWN ON THESE DRAWINGS.

STAMPS/ SUBMITTALS:


REVISION	DATE
0	03.13.24
1	03.22.24
2	04.02.24
-	-
-	-

PROJECT NUMBER:
24-015

PROJECT NAME:
THE BROOKS APTS

SHEET DESCRIPTION:
ELEVATIONS

SHEET:
E16



19 NORTH ELEVATION

E16 DRAWING SCALE
24x36: 1:50
11x17: 1:100

ARCH. REF.
18/A501

JAMES HARDIE PANEL SIDING - SEE SEPARATE SUBMITTAL
JAMES HARDIE PLANK SIDING - SEE SEPARATE SUBMITTAL

NOTE:
ALL DIMENSIONS TO BE FIELD
VERIFIED PRIOR TO FABRICATION



INSTALLER NOTE:
ALL DETAILS ARE
TYPICAL AS NOTED

GLAZING CONTRACTOR

999 STREET, ST
CITY, STATE 99999
PH: 999.999.9999



www.MPDRAFTING.com

P: 248.522.7096
F: 248.522.7030

ARCHITECT:

KAAS WILSON ARCHITECTS

1301 AMERICAN BLVD E. SUITE 100
BLOOMINGTON, MN 55425
P: 612.879.6000
F: 612.879.6666

ARCHITECT NOTE:
ALL NOTES REQUESTING VERIFICATION,
CONFIRMATION, OR INFORMATION THAT ARE
NOT ANSWERED ARE ASSUMED TO BE
CORRECT AS SHOWN ON THESE DRAWINGS.

STAMPS/ SUBMITTALS:

REVISION	DATE
0	03.13.24
1	03.22.24
2	04.02.24
-	-
-	-

PROJECT NUMBER:

24-015

PROJECT NAME:

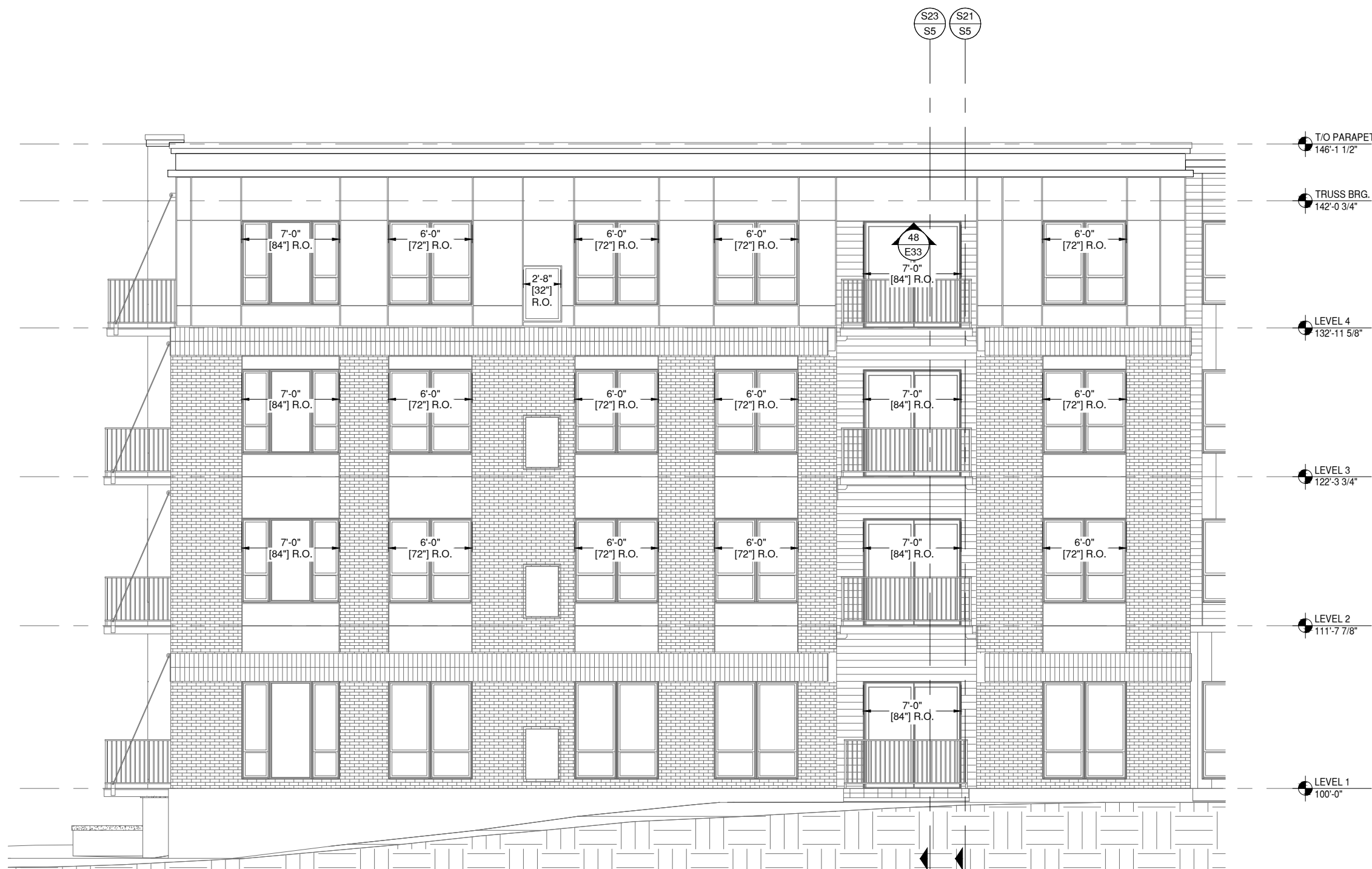
THE BROOKS APTS

SHEET DESCRIPTION:

ELEVATIONS

SHEET:

E17



20 WEST COURTYARD ELEVATION

E17 DRAWING SCALE
24x36: 1:50
11x17: 1:100

ARCH. REF.
17/A501

JAMES HARDIE PANEL SIDING - SEE SEPARATE SUBMITTAL
JAMES HARDIE PLANK SIDING - SEE SEPARATE SUBMITTAL

NOTE:
ALL DIMENSIONS TO BE FIELD
VERIFIED PRIOR TO FABRICATION



INSTALLER NOTE:
ALL DETAILS ARE
TYPICAL AS NOTED

GLAZING CONTRACTOR

999 STREET, ST
CITY, STATE 99999
PH: 999.999.9999



www.MPDRAFTING.com
P: 248.522.7096
F: 248.522.7030

ARCHITECT:

KAAS WILSON ARCHITECTS
1301 AMERICAN BLVD E. SUITE 100
BLOOMINGTON, MN 55425
P: 612.879.6000
F: 612.879.6666

ARCHITECT NOTE:
ALL NOTES REQUESTING VERIFICATION,
CONFIRMATION, OR INFORMATION THAT ARE
NOT ANSWERED ARE ASSUMED TO BE
CORRECT AS SHOWN ON THESE DRAWINGS.

STAMPS/ SUBMITTALS:

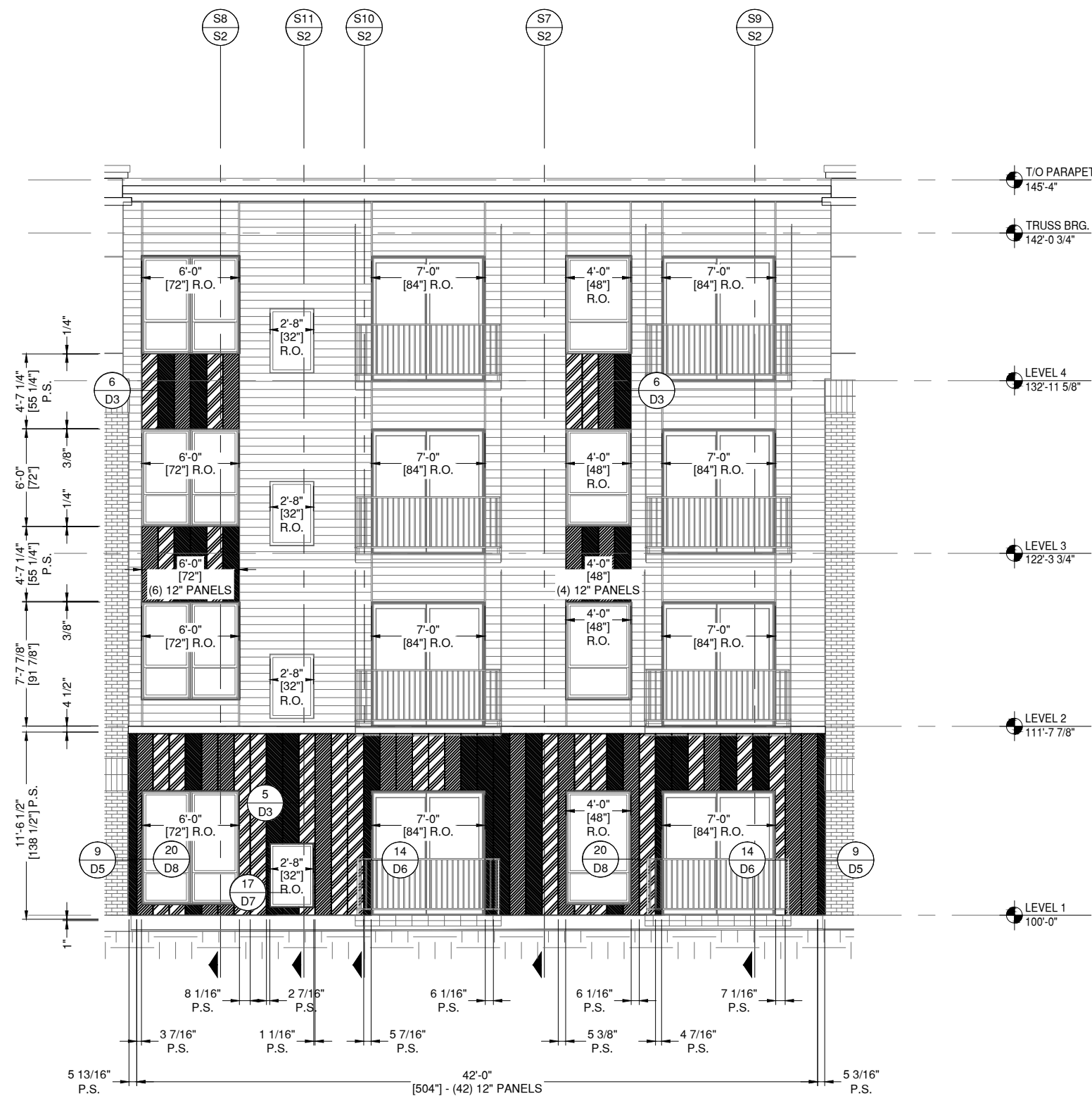
REVISION	DATE
0	03.13.24
1	03.22.24
2	04.02.24
-	-
-	-

PROJECT NUMBER:
24-015

PROJECT NAME:
THE BROOKS APTS

SHEET DESCRIPTION:
ELEVATIONS

SHEET:
E18



PAC CLAD COLOR KEY

- SLATE GRAY
- MUSKET GRAY
- CITYSCAPE

21 WEST COURTYARD ELEVATION
E18
DRAWING SCALE
24x36: 1:50
11x17: 1:100

ARCH. REF.
17/A501

PAC-CLAD 12" FLUSH PANEL
FINISH: SLATE GRAY, MUSKET GRAY, AND CITYSCAPE
JAMES HARDIE PLANK SIDING - SEE SEPARATE SUBMITTAL



INSTALLER NOTE:
ALL DETAILS ARE
TYPICAL AS NOTED

NOTE:
ALL DIMENSIONS TO BE FIELD
VERIFIED PRIOR TO FABRICATION

GLAZING CONTRACTOR

999 STREET, ST
CITY, STATE 99999
PH: 999.999.9999



www.MPDRAFTING.com

P: 248.522.7096
F: 248.522.7030

ARCHITECT:

KAAS WILSON ARCHITECTS
1301 AMERICAN BLVD E. SUITE 100
BLOOMINGTON, MN 55425
P: 612.879.6000
F: 612.879.6666

ARCHITECT NOTE:
ALL NOTES REQUESTING VERIFICATION,
CONFIRMATION, OR INFORMATION THAT ARE
NOT ANSWERED ARE ASSUMED TO BE
CORRECT AS SHOWN ON THESE DRAWINGS.

STAMPS/ SUBMITTALS:

REVISION	DATE
0	03.13.24
1	03.22.24
2	04.02.24
-	-
-	-

PROJECT NUMBER:

24-015

PROJECT NAME:

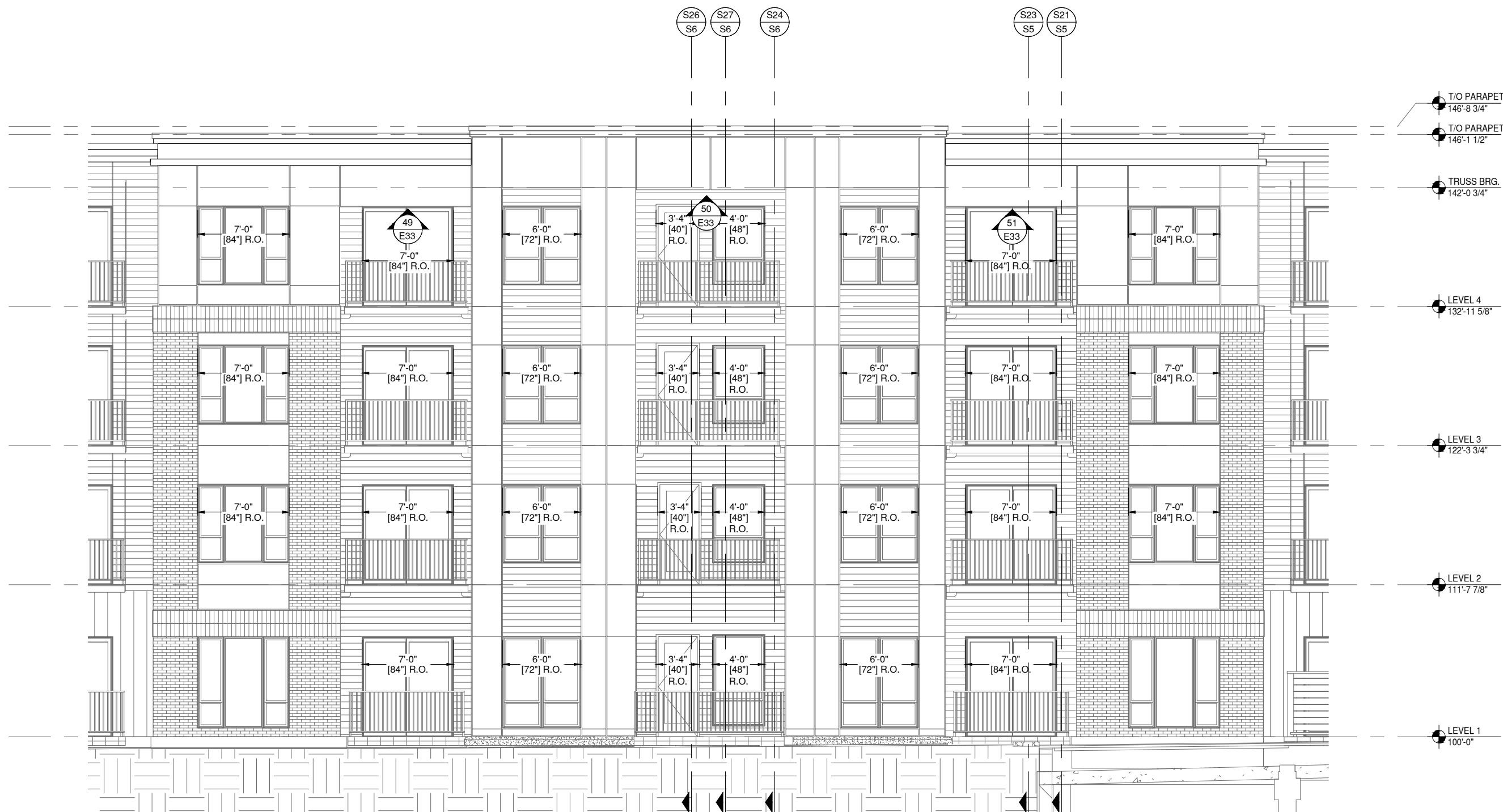
THE BROOKS APTS

SHEET DESCRIPTION:

ELEVATIONS

SHEET:

E19



22 WEST COURTYARD ELEVATION
E19 DRAWING SCALE
24x36: 1:50
11x17: 1:100
ARCH. REF.
17/A501

JAMES HARDIE PANEL SIDING - SEE SEPARATE SUBMITTAL
JAMES HARDIE PLANK SIDING - SEE SEPARATE SUBMITTAL

INSTALLER NOTE:
ALL DETAILS ARE
TYPICAL AS NOTED

NOTE:
ALL DIMENSIONS TO BE FIELD
VERIFIED PRIOR TO FABRICATION

GLAZING CONTRACTOR

999 STREET, ST
CITY, STATE 99999
PH: 999.999.9999



www.MPDRAFTING.com

P: 248.522.7096
F: 248.522.7030

ARCHITECT:

KAAS WILSON ARCHITECTS

1301 AMERICAN BLVD E. SUITE 100
BLOOMINGTON, MN 55425
P: 612.879.6000
F: 612.879.6666

ARCHITECT NOTE:
ALL NOTES REQUESTING VERIFICATION,
CONFIRMATION, OR INFORMATION THAT ARE
NOT ANSWERED ARE ASSUMED TO BE
CORRECT AS SHOWN ON THESE DRAWINGS.

STAMPS/ SUBMITTALS:

REVISION	DATE
0	03.13.24
1	03.22.24
2	04.02.24
-	-
-	-

PROJECT NUMBER:

24-015

PROJECT NAME:

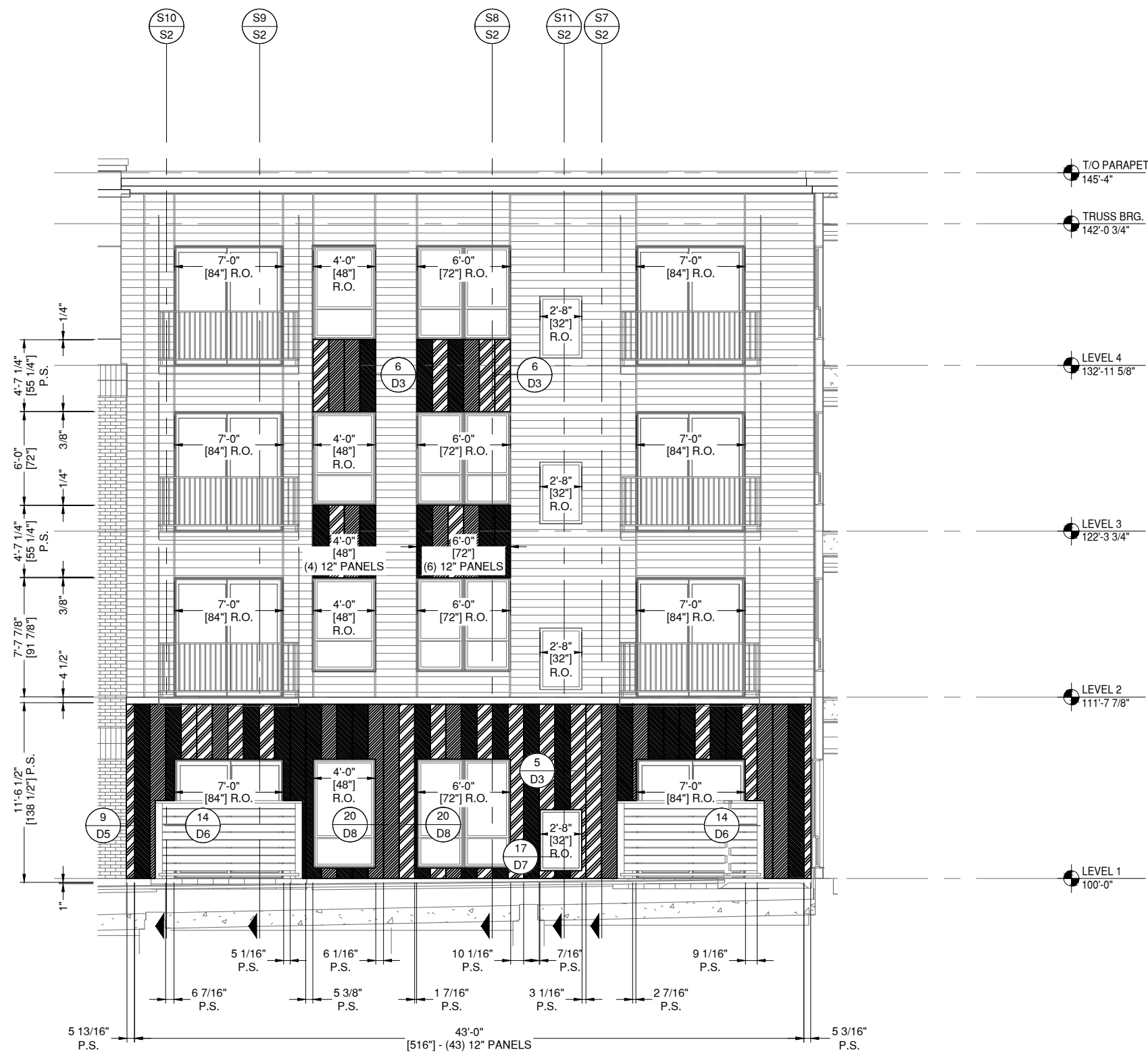
THE BROOKS APTS

SHEET DESCRIPTION:

ELEVATIONS

SHEET:

E20



PAC CLAD COLOR KEY

	-SLATE GRAY
	-MUSKET GRAY
	-CITYSCAPE

23 WEST COURTYARD ELEVATION
E20
DRAWING SCALE
24x36: 1:50
11x17: 1:100

ARCH. REF.
17/A501

PAC-CLAD 12" FLUSH PANEL
FINISH: SLATE GRAY, MUSKET GRAY, AND CITYSCAPE
JAMES HARDIE PLANK SIDING - SEE SEPARATE SUBMITTAL



INSTALLER NOTE:
ALL DETAILS ARE
TYPICAL AS NOTED

NOTE:
ALL DIMENSIONS TO BE FIELD
VERIFIED PRIOR TO FABRICATION

GLAZING CONTRACTOR

999 STREET, ST
CITY, STATE 99999
PH: 999.999.9999



www.MPDRAFTING.com

P: 248.522.7096
F: 248.522.7030

ARCHITECT:

KAAS WILSON ARCHITECTS

1301 AMERICAN BLVD E. SUITE 100
BLOOMINGTON, MN 55425
P: 612.879.6000
F: 612.879.6666

ARCHITECT NOTE:
ALL NOTES REQUESTING VERIFICATION,
CONFIRMATION, OR INFORMATION THAT ARE
NOT ANSWERED ARE ASSUMED TO BE
CORRECT AS SHOWN ON THESE DRAWINGS.

STAMPS/ SUBMITTALS:

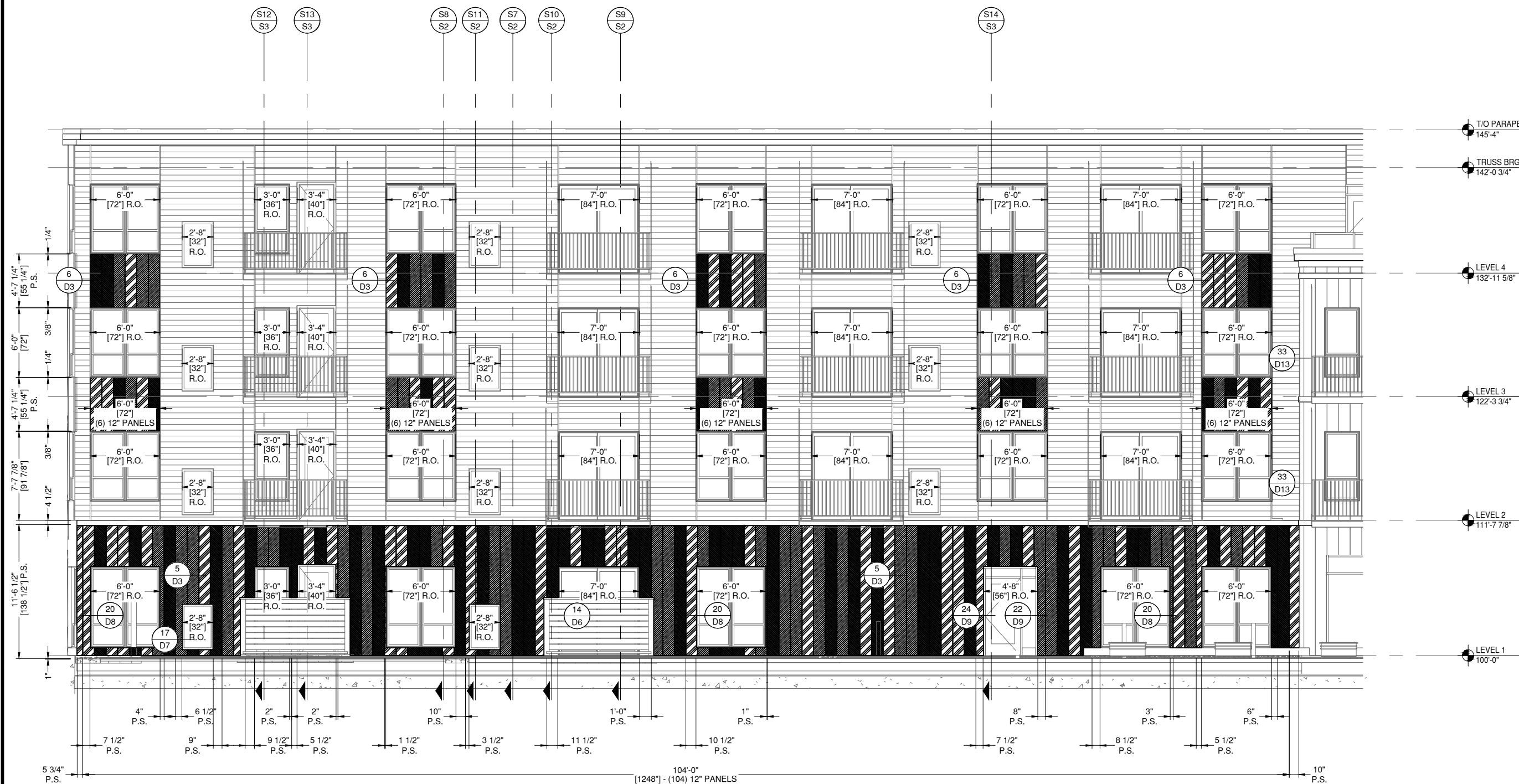
REVISION	DATE
0	03.13.24
1	03.22.24
2	04.02.24
-	-
-	-

PROJECT NUMBER:
24-015

PROJECT NAME:
THE BROOKS APTS

SHEET DESCRIPTION:
ELEVATIONS

SHEET:
E21



24 NORTH COURTYARD ELEVATION
E21

DRAWING SCALE
24x36:N.T.S.
11x17:N.T.S.

ARCH. REF.
19/A501

PAC-CLAD 12" FLUSH PANEL
FINISH: SLATE GRAY, MUSKET GRAY, AND CITYSCAPE
JAMES HARDIE PLANK SIDING - SEE SEPARATE SUBMITTAL

PAC CLAD COLOR KEY

	-SLATE GRAY
	-MUSKET GRAY
	-CITYSCAPE

INSTALLER NOTE:
ALL DETAILS ARE
TYPICAL AS NOTED

NOTE:
ALL DIMENSIONS TO BE FIELD
VERIFIED PRIOR TO FABRICATION

GLAZING CONTRACTOR

999 STREET, ST
CITY, STATE 99999
PH: 999.999.9999



www.MPDRAFTING.com

P: 248.522.7096
F: 248.522.7030

ARCHITECT:

KAAS WILSON ARCHITECTS

1301 AMERICAN BLVD E. SUITE 100
BLOOMINGTON, MN 55425
P: 612.879.6000
F: 612.879.6666

ARCHITECT NOTE:
ALL NOTES REQUESTING VERIFICATION,
CONFIRMATION, OR INFORMATION THAT ARE
NOT ANSWERED ARE ASSUMED TO BE
CORRECT AS SHOWN ON THESE DRAWINGS.

STAMPS/ SUBMITTALS:

REVISION	DATE
0	03.13.24
1	03.22.24
2	04.02.24
-	-
-	-

PROJECT NUMBER:

24-015

PROJECT NAME:

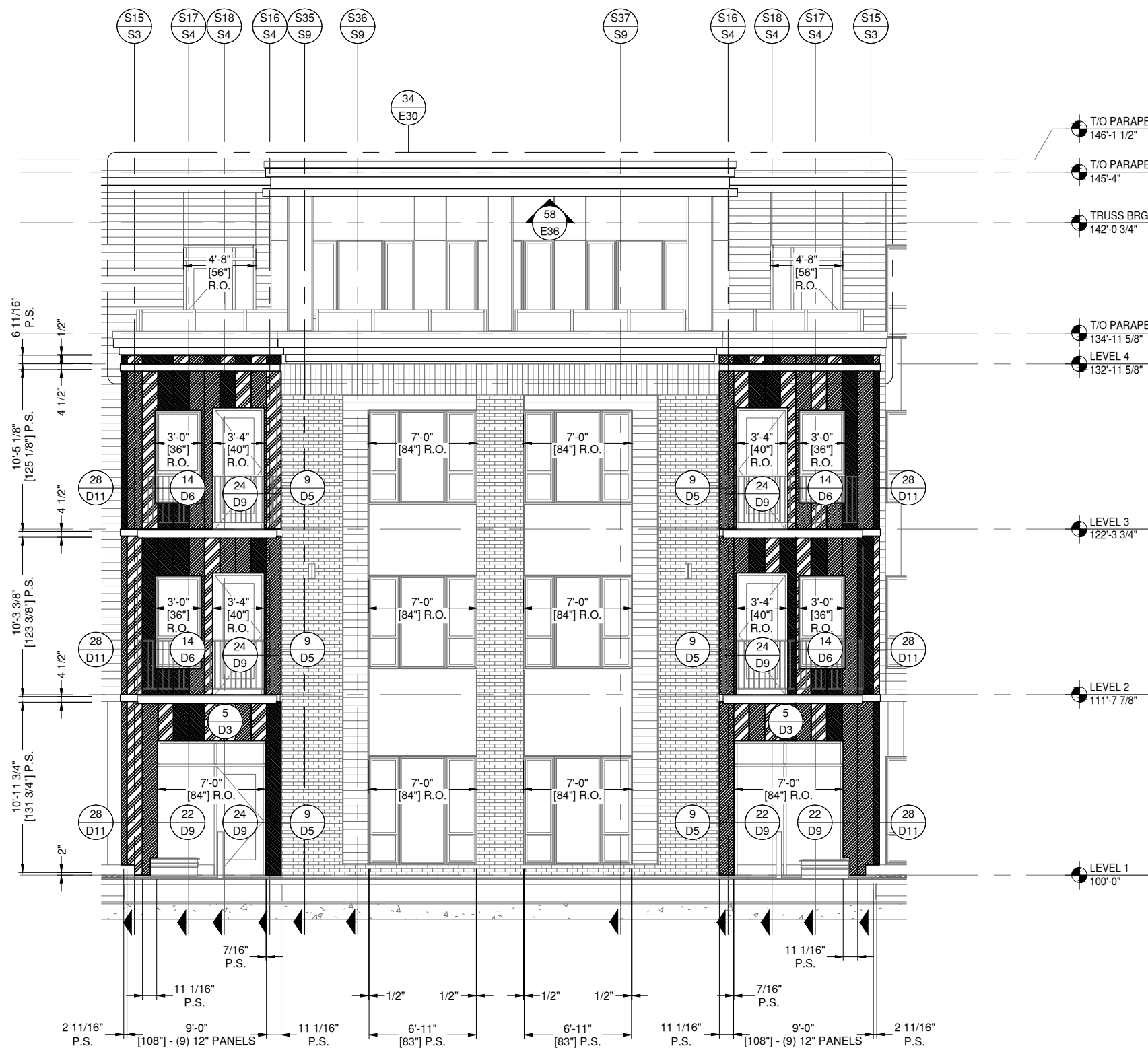
THE BROOKS APTS

SHEET DESCRIPTION:

ELEVATIONS

SHEET:

E22



PAC CLAD COLOR KEY

	-SLATE GRAY
	-MUSKET GRAY
	-CITYSCAPE

25 NORTH COURTYARD ELEVATION

E22 DRAWING SCALE
24x36: 1:50
11x17: 1:100

ARCH. REF.
19/A501

PAC-CLAD 12" FLUSH PANEL
FINISH: SLATE GRAY, MUSKET GRAY, AND CITYSCAPE
JAMES HARDIE PANEL SIDING - SEE SEPARATE SUBMITTAL
JAMES HARDIE PLANK SIDING - SEE SEPARATE SUBMITTAL



INSTALLER NOTE:
ALL DETAILS ARE
TYPICAL AS NOTED

NOTE:
ALL DIMENSIONS TO BE FIELD
VERIFIED PRIOR TO FABRICATION

GLAZING CONTRACTOR

999 STREET, ST
CITY, STATE 99999
PH: 999.999.9999



www.MPDRAFTING.com
P: 248.522.7096
F: 248.522.7030

ARCHITECT:

KAAS WILSON ARCHITECTS
1301 AMERICAN BLVD E. SUITE 100
BLOOMINGTON, MN 55425
P: 612.879.6000
F: 612.879.6666

ARCHITECT NOTE:
ALL NOTES REQUESTING VERIFICATION,
CONFIRMATION, OR INFORMATION THAT ARE
NOT ANSWERED ARE ASSUMED TO BE
CORRECT AS SHOWN ON THESE DRAWINGS.

STAMPS/ SUBMITTALS:

REVISION	DATE
0	03.13.24
1	03.22.24
2	04.02.24
-	-
-	-

PROJECT NUMBER:
24-015

PROJECT NAME:
THE BROOKS APTS

SHEET DESCRIPTION:
ELEVATIONS

SHEET:
E23



26 NORTH COURTYARD ELEVATION

E23 DRAWING SCALE
24x36: N.T.S.
11x17: N.T.S.

ARCH. REF.
19/A501

PAC CLAD COLOR KEY

- -SLATE GRAY
- -MUSKET GRAY
- -CITYSCAPE

NOTE:
ALL DIMENSIONS TO BE FIELD
VERIFIED PRIOR TO FABRICATION

PAC-CLAD 12" FLUSH PANEL
FINISH: SLATE GRAY, MUSKET GRAY, AND CITYSCAPE
JAMES HARDIE PLANK SIDING - SEE SEPARATE SUBMITTAL

INSTALLER NOTE:
ALL DETAILS ARE
TYPICAL AS NOTED

GLAZING CONTRACTOR

999 STREET, ST
CITY, STATE 99999
PH: 999.999.9999



www.MPDRAFTING.com

P: 248.522.7096
F: 248.522.7030

ARCHITECT:

KAAS WILSON ARCHITECTS

1301 AMERICAN BLVD E. SUITE 100
BLOOMINGTON, MN 55425
P: 612.879.6000
F: 612.879.6666

ARCHITECT NOTE:
ALL NOTES REQUESTING VERIFICATION,
CONFIRMATION, OR INFORMATION THAT ARE
NOT ANSWERED ARE ASSUMED TO BE
CORRECT AS SHOWN ON THESE DRAWINGS.

STAMPS/ SUBMITTALS:

REVISION	DATE
0	03.13.24
1	03.22.24
2	04.02.24
-	-
-	-

PROJECT NUMBER:

24-015

PROJECT NAME:

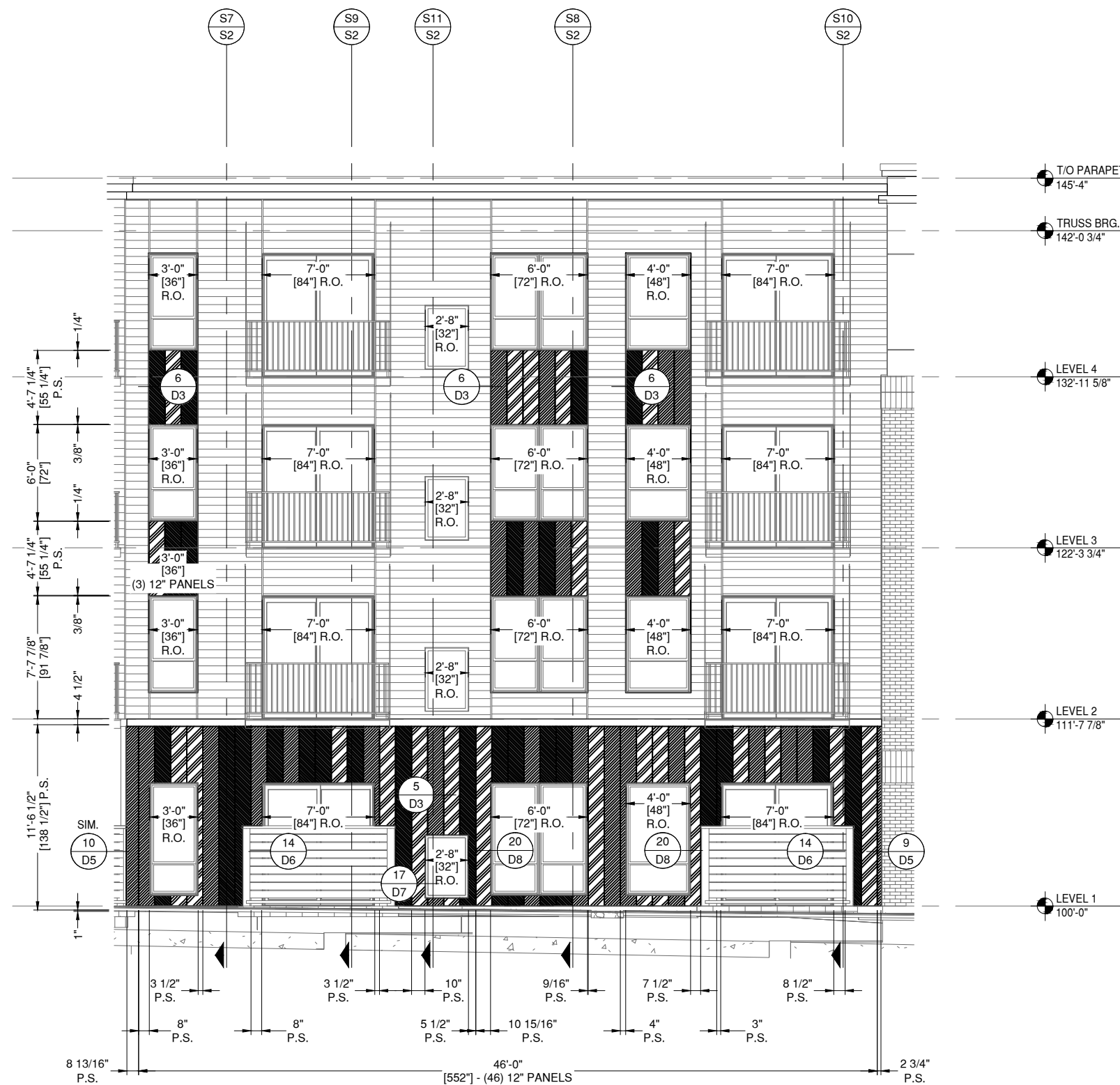
THE BROOKS APTS

SHEET DESCRIPTION:

ELEVATIONS

SHEET:

E24



PAC CLAD COLOR KEY

	-SLATE GRAY
	-MUSKET GRAY
	-CITYSCAPE

27 **NORTHEAST COURTYARD ELEVATION**
E24 **DRAWING SCALE**
 24x36: 1:50
 11x17: 1:100

ARCH. REF.
1/A500

PAC-CLAD 12" FLUSH PANEL
 FINISH: SLATE GRAY, MUSKET GRAY, AND CITYSCAPE
 JAMES HARDIE PLANK SIDING - SEE SEPARATE SUBMITTAL

INSTALLER NOTE:
 ALL DETAILS ARE
 TYPICAL AS NOTED

NOTE:
 ALL DIMENSIONS TO BE FIELD
 VERIFIED PRIOR TO FABRICATION

GLAZING CONTRACTOR

999 STREET, ST
CITY, STATE 99999
PH: 999.999.9999



www.MPDRAFTING.com
P: 248.522.7096
F: 248.522.7030

ARCHITECT:

KAAS WILSON ARCHITECTS
1301 AMERICAN BLVD E. SUITE 100
BLOOMINGTON, MN 55425
P: 612.879.6000
F: 612.879.6666

ARCHITECT NOTE:
ALL NOTES REQUESTING VERIFICATION,
CONFIRMATION, OR INFORMATION THAT ARE
NOT ANSWERED ARE ASSUMED TO BE
CORRECT AS SHOWN ON THESE DRAWINGS.

STAMPS/ SUBMITTALS:

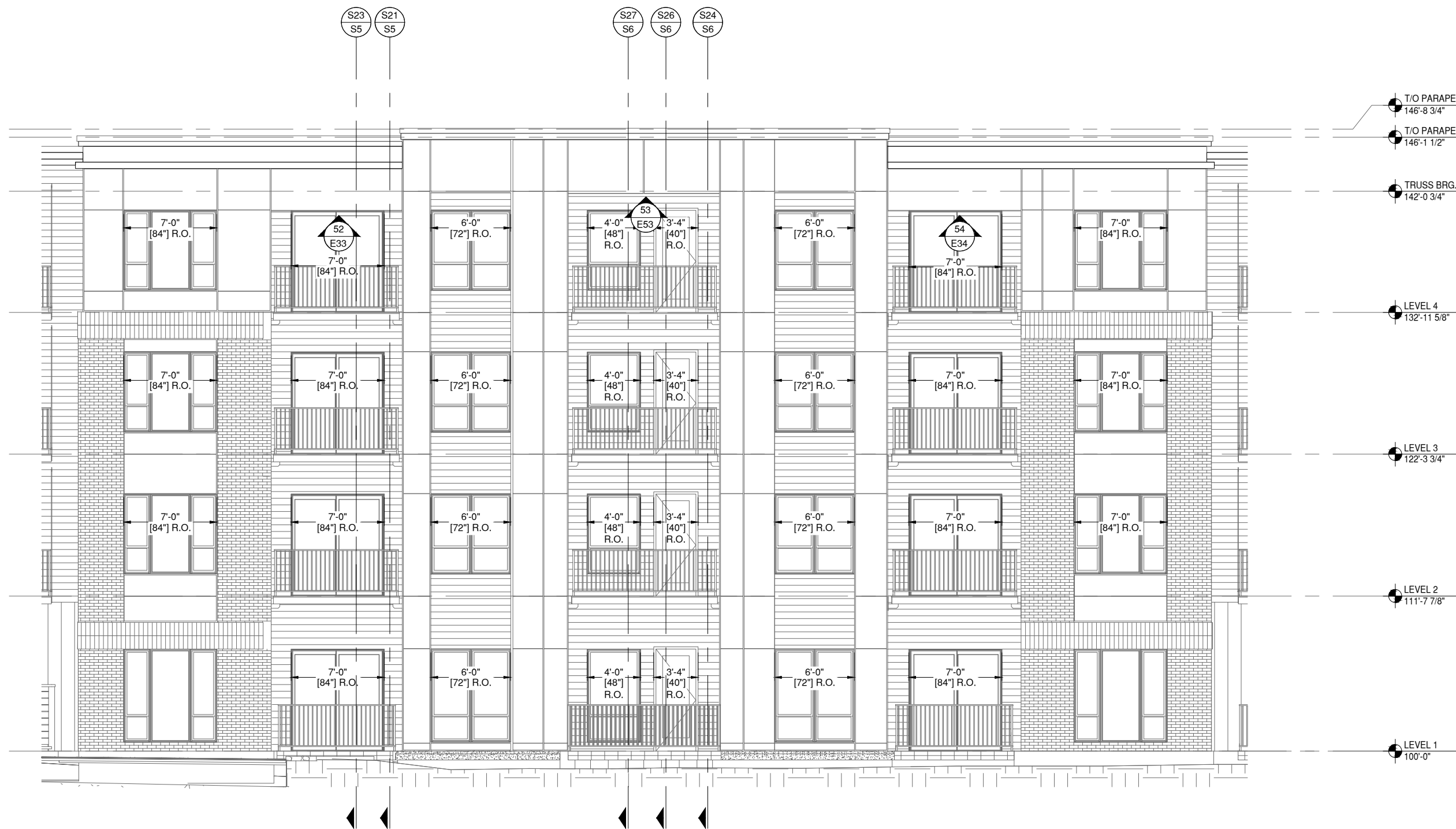
REVISION	DATE
0	03.13.24
1	03.22.24
2	04.02.24
-	-
-	-

PROJECT NUMBER:
24-015

PROJECT NAME:
THE BROOKS APTS

SHEET DESCRIPTION:
ELEVATIONS

SHEET:
E25



28 **NORTHEAST COURTYARD ELEVATION**
E25 DRAWING SCALE
24x36: 1:50
11x17: 1:100
ARCH. REF.
1/A500

JAMES HARDIE PANEL SIDING - SEE SEPARATE SUBMITTAL
JAMES HARDIE PLANK SIDING - SEE SEPARATE SUBMITTAL

INSTALLER NOTE:
ALL DETAILS ARE
TYPICAL AS NOTED

NOTE:
ALL DIMENSIONS TO BE FIELD
VERIFIED PRIOR TO FABRICATION

GLAZING CONTRACTOR

999 STREET, ST
CITY, STATE 99999
PH: 999.999.9999



www.MPDRAFTING.com

P: 248.522.7096
F: 248.522.7030

ARCHITECT:

KAAS WILSON ARCHITECTS

1301 AMERICAN BLVD E. SUITE 100
BLOOMINGTON, MN 55425
P: 612.879.6000
F: 612.879.6666

ARCHITECT NOTE:
ALL NOTES REQUESTING VERIFICATION,
CONFIRMATION, OR INFORMATION THAT ARE
NOT ANSWERED ARE ASSUMED TO BE
CORRECT AS SHOWN ON THESE DRAWINGS.

STAMPS/ SUBMITTALS:

REVISION	DATE
0	03.13.24
1	03.22.24
2	04.02.24
-	-
-	-

PROJECT NUMBER:

24-015

PROJECT NAME:

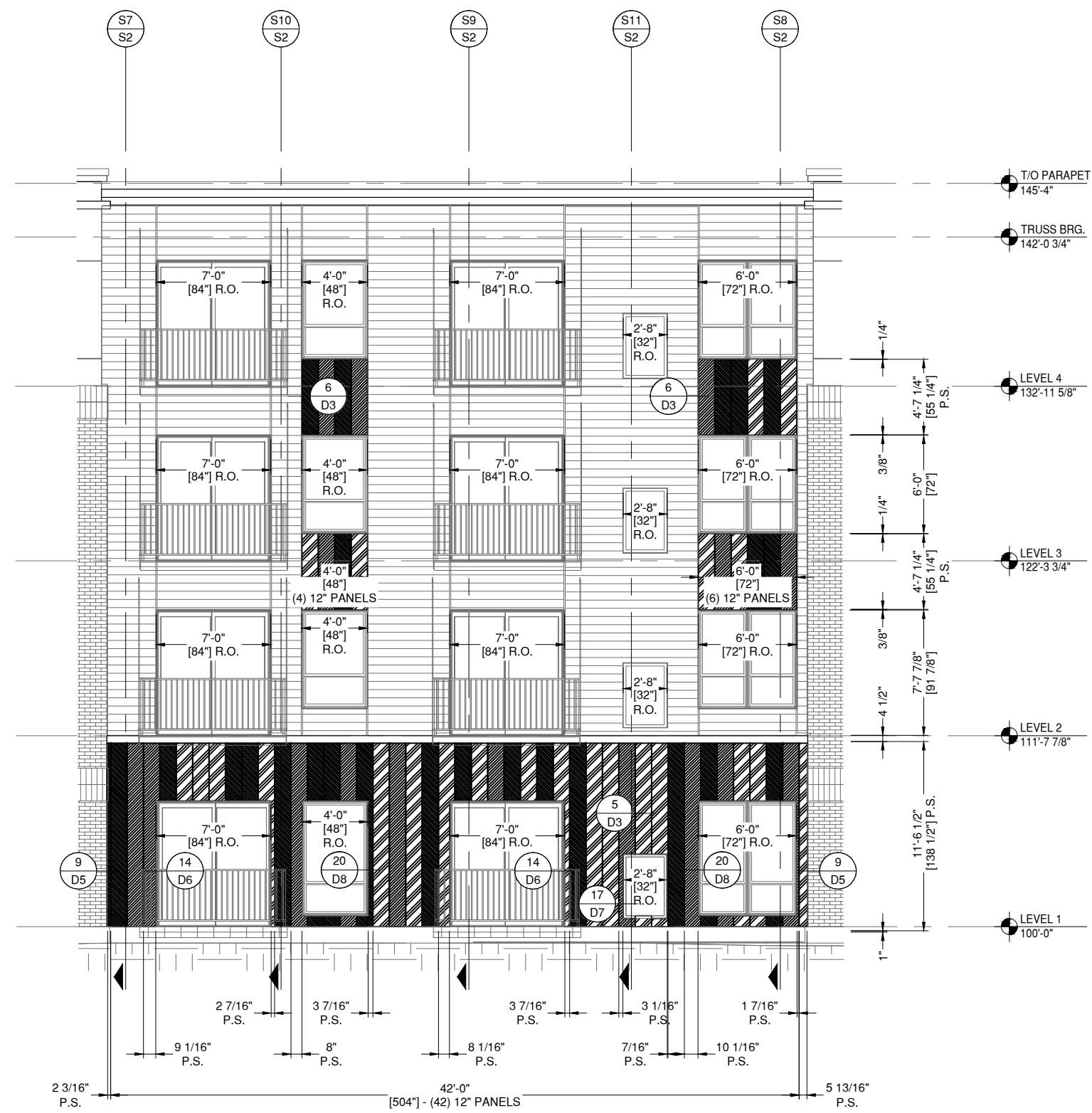
THE BROOKS APTS

SHEET DESCRIPTION:

ELEVATIONS

SHEET:

E26



PAC CLAD COLOR KEY

- SLATE GRAY
- MUSKET GRAY
- CITYSCAPE

29 E26 NORTHEAST COURTYARD ELEVATION

DRAWING SCALE
24x36: 1:50
11x17: 1:100

ARCH. REF.
1/A500

PAC-CLAD 12" FLUSH PANEL
FINISH: SLATE GRAY, MUSKET GRAY, AND CITYSCAPE
JAMES HARDIE PLANK SIDING - SEE SEPARATE SUBMITTAL



INSTALLER NOTE:
ALL DETAILS ARE
TYPICAL AS NOTED

NOTE:
ALL DIMENSIONS TO BE FIELD
VERIFIED PRIOR TO FABRICATION

GLAZING CONTRACTOR

999 STREET, ST
CITY, STATE 99999
PH: 999.999.9999



www.MPDRAFTING.com

P: 248.522.7096
F: 248.522.7030

ARCHITECT:

KAAS WILSON ARCHITECTS

1301 AMERICAN BLVD E. SUITE 100
BLOOMINGTON, MN 55425
P: 612.879.6000
F: 612.879.6666

ARCHITECT NOTE:
ALL NOTES REQUESTING VERIFICATION,
CONFIRMATION, OR INFORMATION THAT ARE
NOT ANSWERED ARE ASSUMED TO BE
CORRECT AS SHOWN ON THESE DRAWINGS.

STAMPS/ SUBMITTALS:

REVISION	DATE
0	03.13.24
1	03.22.24
2	04.02.24
-	-
-	-

PROJECT NUMBER:

24-015

PROJECT NAME:

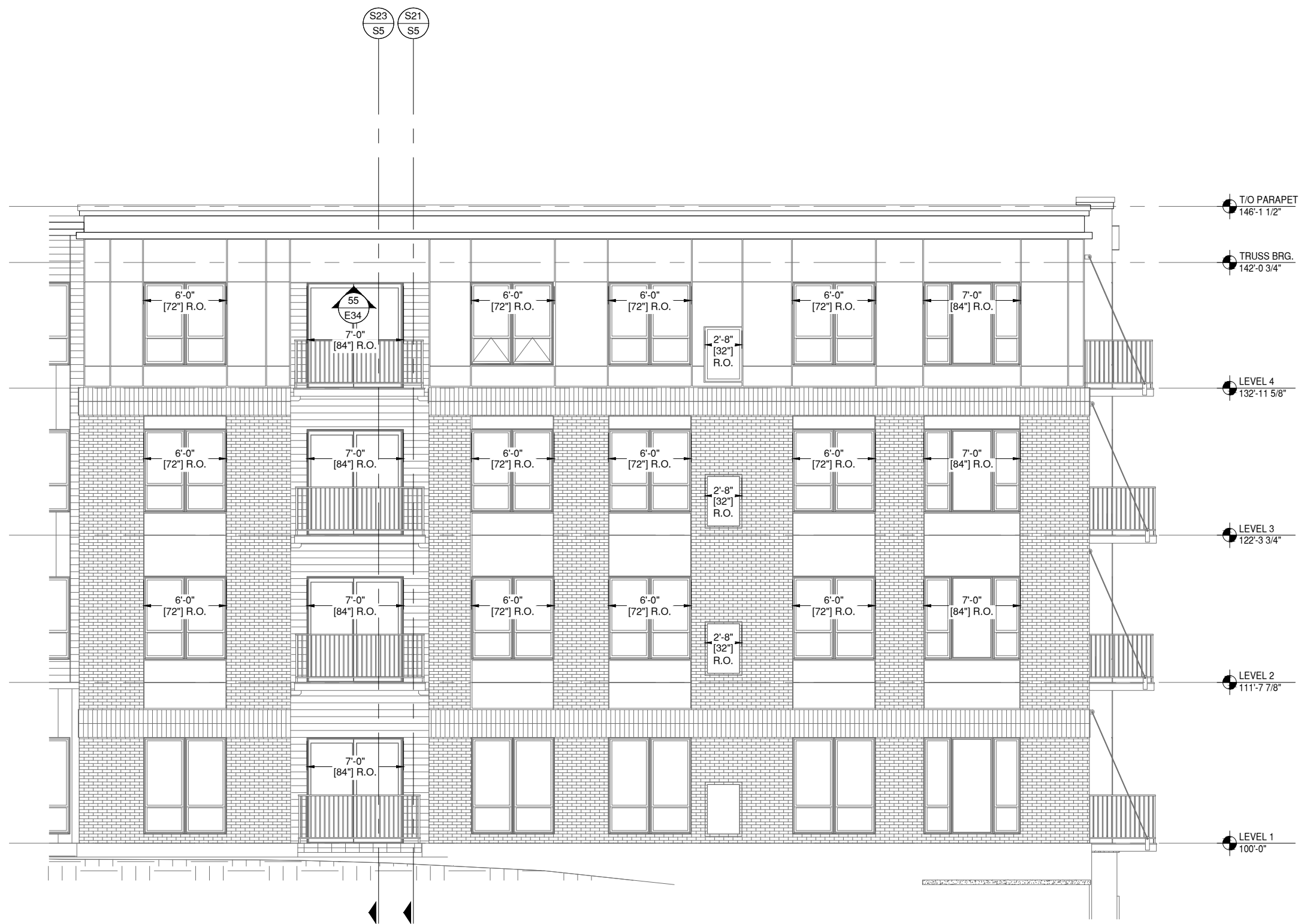
THE BROOKS APTS

SHEET DESCRIPTION:

ELEVATIONS

SHEET:

E27



30 **NORTHEAST COURTYARD ELEVATION**
E27 DRAWING SCALE
24x36: 1:50
11x17: 1:100
ARCH. REF.
1/A500

JAMES HARDIE PANEL SIDING - SEE SEPARATE SUBMITTAL
JAMES HARDIE PLANK SIDING - SEE SEPARATE SUBMITTAL

INSTALLER NOTE:
ALL DETAILS ARE
TYPICAL AS NOTED

NOTE:
ALL DIMENSIONS TO BE FIELD
VERIFIED PRIOR TO FABRICATION

GLAZING CONTRACTOR

999 STREET, ST
CITY, STATE 99999
PH: 999.999.9999



www.MPDRAFTING.com
P: 248.522.7096
F: 248.522.7030

ARCHITECT:

KAAS WILSON ARCHITECTS
1301 AMERICAN BLVD E. SUITE 100
BLOOMINGTON, MN 55425
P: 612.879.6000
F: 612.879.6666

ARCHITECT NOTE:
ALL NOTES REQUESTING VERIFICATION,
CONFIRMATION, OR INFORMATION THAT ARE
NOT ANSWERED ARE ASSUMED TO BE
CORRECT AS SHOWN ON THESE DRAWINGS.

STAMPS/ SUBMITTALS:

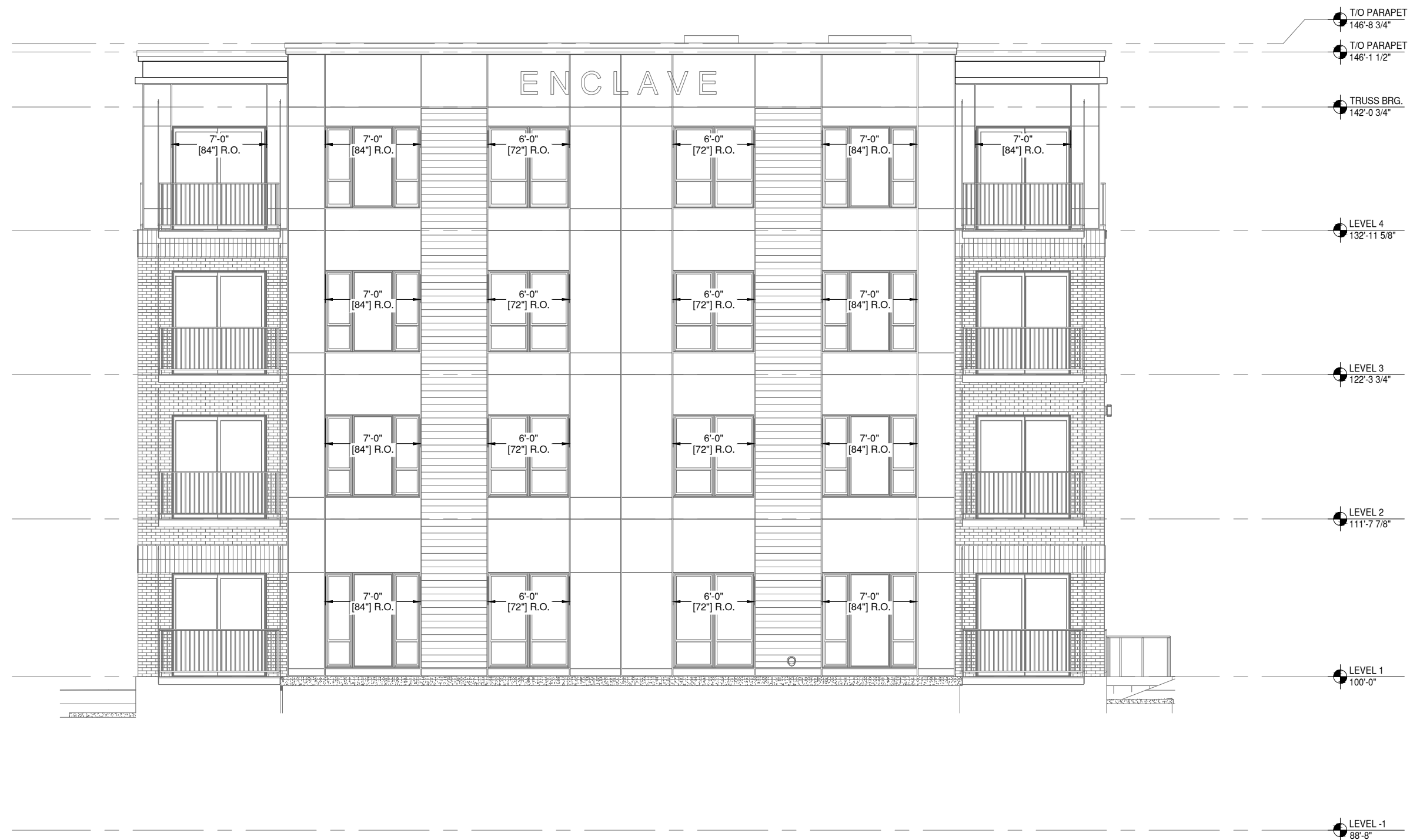
REVISION	DATE
0	03.13.24
1	03.22.24
2	04.02.24
-	-
-	-

PROJECT NUMBER:
24-015

PROJECT NAME:
THE BROOKS APTS

SHEET DESCRIPTION:
ELEVATIONS

SHEET:
E28



31 NORTHWEST ELEVATION
E28 DRAWING SCALE
24x36: 1:50
11x17: 1:100
ARCH. REF.
4/A500

JAMES HARDIE PANEL SIDING - SEE SEPARATE SUBMITTAL
JAMES HARDIE PLANK SIDING - SEE SEPARATE SUBMITTAL

INSTALLER NOTE:
ALL DETAILS ARE
TYPICAL AS NOTED

NOTE:
ALL DIMENSIONS TO BE FIELD
VERIFIED PRIOR TO FABRICATION

GLAZING CONTRACTOR

999 STREET, ST
CITY, STATE 99999
PH: 999.999.9999



www.MPDRAFTING.com
P: 248.522.7096
F: 248.522.7030

ARCHITECT:

KAAS WILSON ARCHITECTS
1301 AMERICAN BLVD E. SUITE 100
BLOOMINGTON, MN 55425
P: 612.879.6000
F: 612.879.6666

ARCHITECT NOTE:
ALL NOTES REQUESTING VERIFICATION,
CONFIRMATION, OR INFORMATION THAT ARE
NOT ANSWERED ARE ASSUMED TO BE
CORRECT AS SHOWN ON THESE DRAWINGS.

STAMPS/ SUBMITTALS:

REVISION	DATE
0	03.13.24
1	03.22.24
2	04.02.24
-	-
-	-

PROJECT NUMBER:
24-015

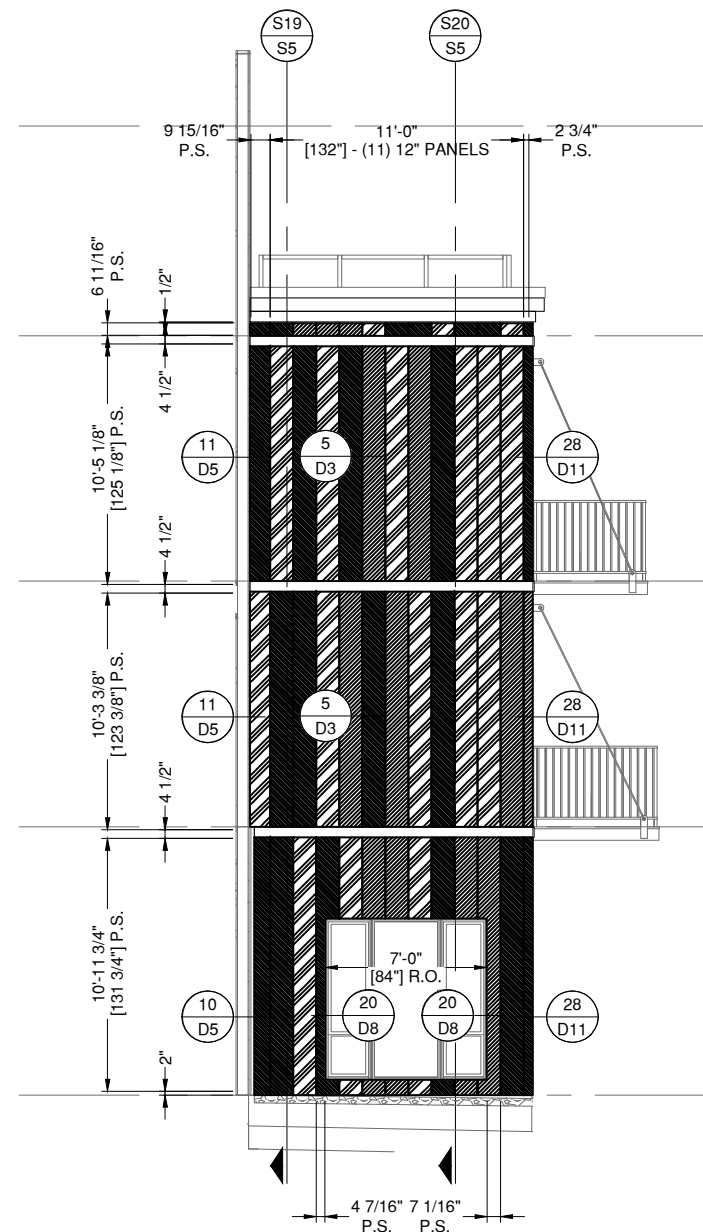
PROJECT NAME:
THE BROOKS APTS

SHEET DESCRIPTION:
ELEVATIONS

SHEET:
E29

PAC CLAD COLOR KEY

- SLATE GRAY
- MUSKET GRAY
- CITYSCAPE



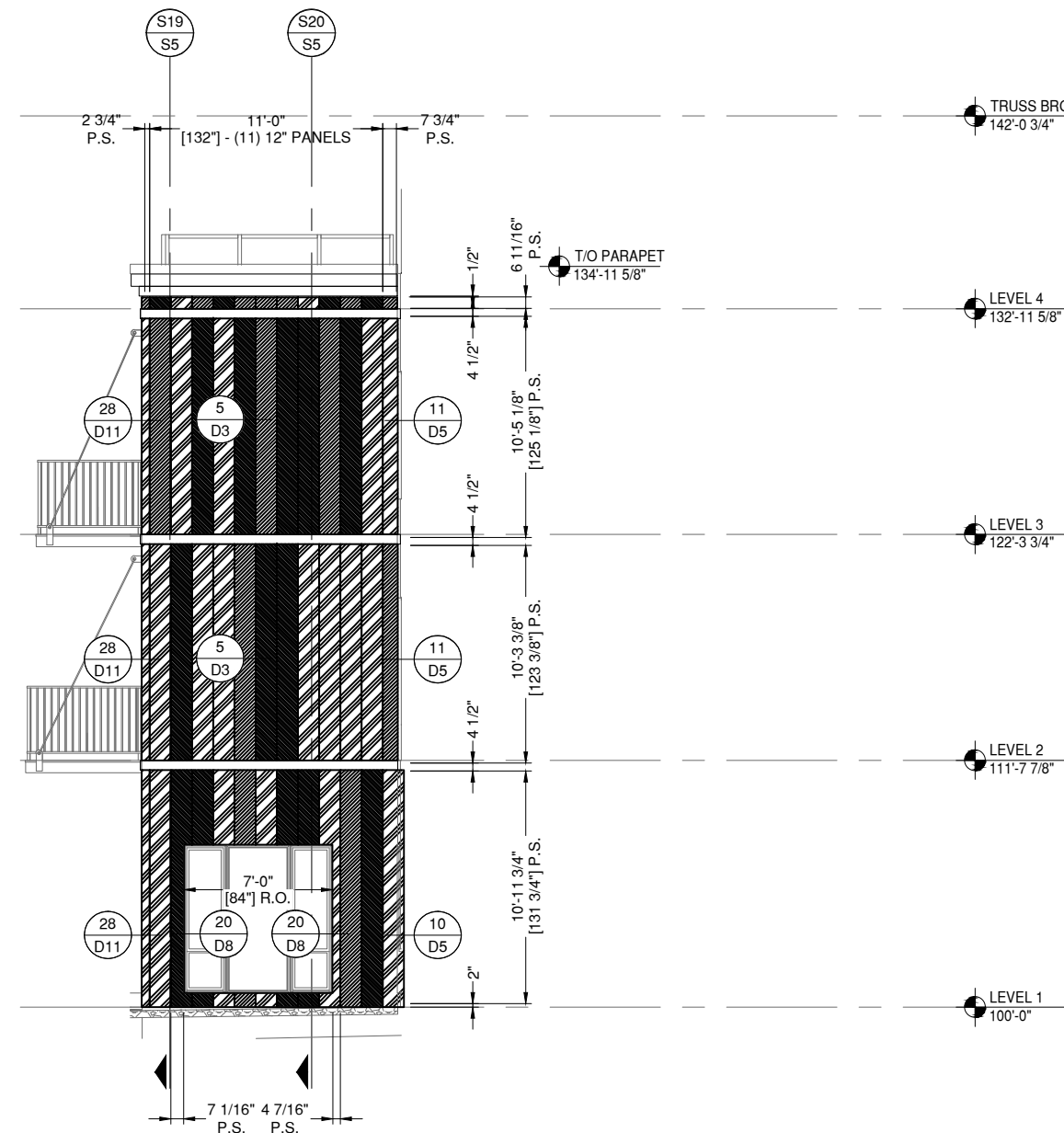
32 RETURN BAY E ELEVATION
E29

DRAWING SCALE
24x36: 1:50
11x17: 1:100

ARCH. REF.
5/A501

PAC-CLAD 12" FLUSH PANEL
FINISH: SLATE GRAY, MUSKET GRAY, AND CITYSCAPE

NOTE:
ALL DIMENSIONS TO BE FIELD
VERIFIED PRIOR TO FABRICATION



33 RETURN BAY F ELEVATION
E29

DRAWING SCALE
24x36: 1:50
11x17: 1:100

ARCH. REF.
6/A501

PAC-CLAD 12" FLUSH PANEL
FINISH: SLATE GRAY, MUSKET GRAY, AND CITYSCAPE



INSTALLER NOTE:
ALL DETAILS ARE
TYPICAL AS NOTED

GLAZING CONTRACTOR

999 STREET, ST
CITY, STATE 99999
PH: 999.999.9999



www.MPDRAFTING.com

P: 248.522.7096
F: 248.522.7030

ARCHITECT:

KAAS WILSON ARCHITECTS

1301 AMERICAN BLVD E. SUITE 100
BLOOMINGTON, MN 55425
P: 612.879.6000
F: 612.879.6666

ARCHITECT NOTE:
ALL NOTES REQUESTING VERIFICATION,
CONFIRMATION, OR INFORMATION THAT ARE
NOT ANSWERED ARE ASSUMED TO BE
CORRECT AS SHOWN ON THESE DRAWINGS.

STAMPS/ SUBMITTALS:

REVISION	DATE
0	03.13.24
1	03.22.24
2	04.02.24
-	-
-	-

PROJECT NUMBER:

24-015

PROJECT NAME:

THE BROOKS APTS

SHEET DESCRIPTION:

ELEVATIONS

SHEET:

E30

34 NORTH SKY DECK ELEVATION

E30 DRAWING SCALE
24x36: 1:50
11x17: 1:100

ARCH. REF.
19/A501

JAMES HARDIE PANEL SIDING - SEE SEPARATE SUBMITTAL
JAMES HARDIE PLANK SIDING - SEE SEPARATE SUBMITTAL

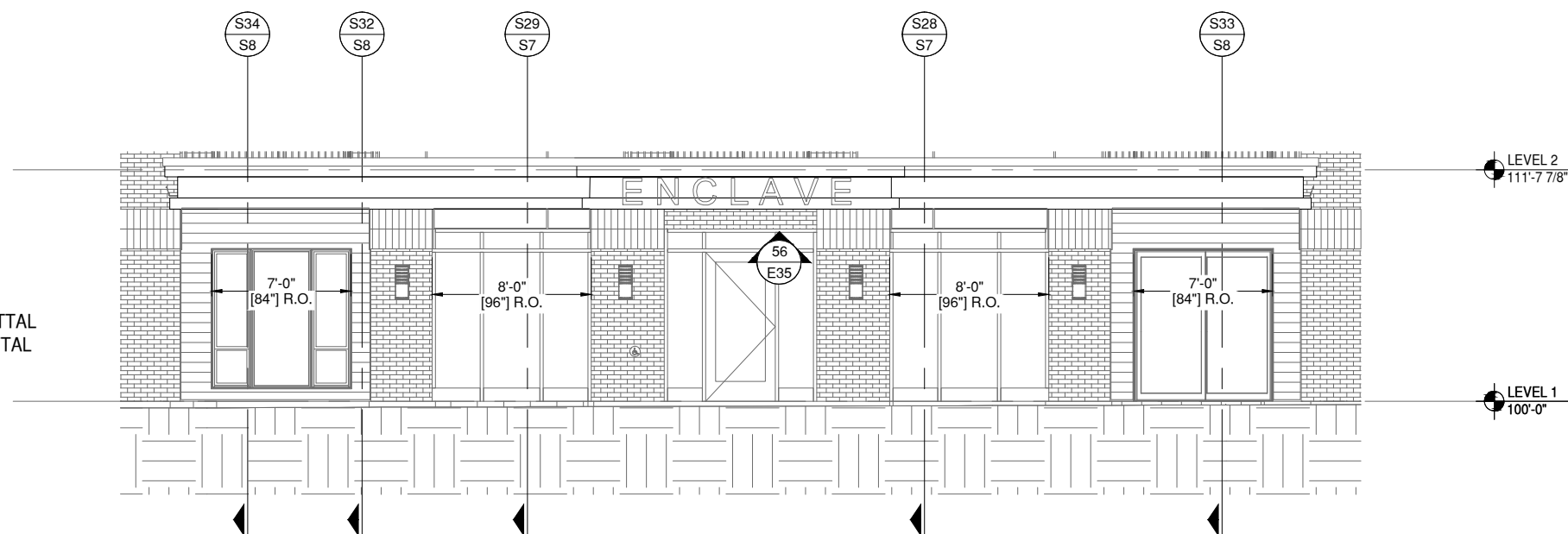


35 SOUTH LOBBY ELEVATION

E30 DRAWING SCALE
24x36: 1:50
11x17: 1:100

ARCH. REF.
3,6/A500

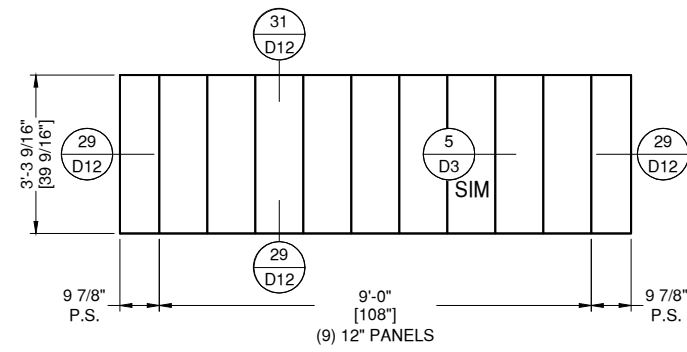
JAMES HARDIE PANEL SIDING - SEE SEPARATE SUBMITTAL
JAMES HARDIE PLANK SIDING - SEE SEPARATE SUBMITTAL



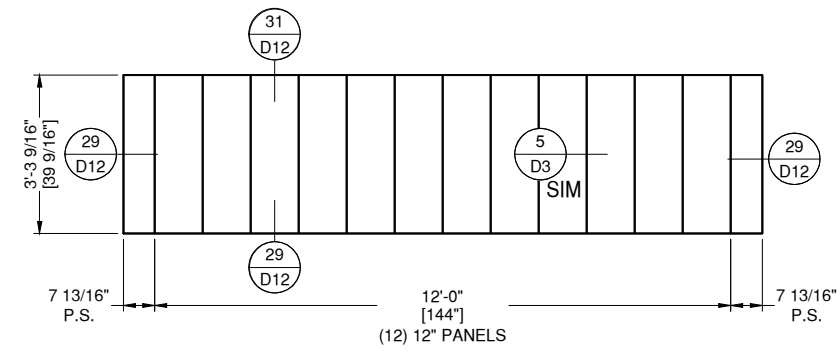
NOTE:
ALL DIMENSIONS TO BE FIELD
VERIFIED PRIOR TO FABRICATION



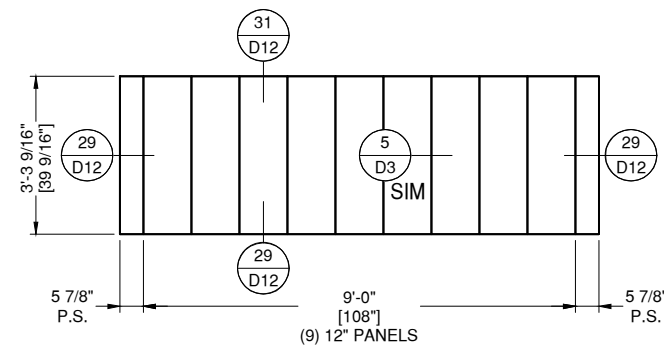
INSTALLER NOTE:
ALL DETAILS ARE
TYPICAL AS NOTED



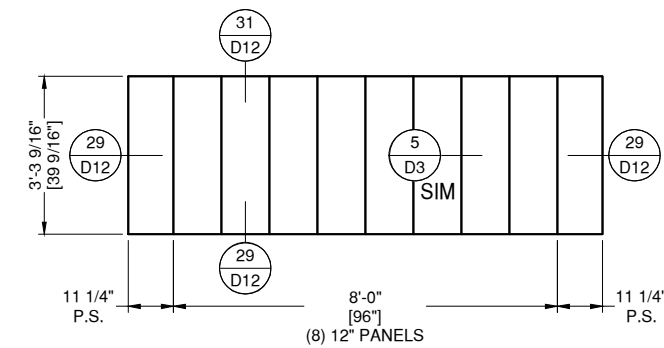
36 **ALCOVE SOFFIT**
E31 **DRAWING SCALE**
 24x36: 1/2" = 1'-0"
 11x17: 1/4" = 1'-0"
 THUS REQ'D: 1
 OPP REQ'D: 0
 TOTAL REQ'D: 1
 PAC-CLAD NON PERFORATED SOFFIT
 FINISH: MIDNIGHT BRONZE



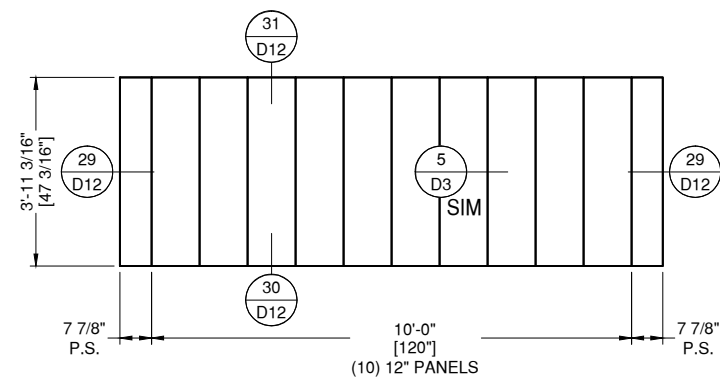
39 **ALCOVE SOFFIT**
E31 **DRAWING SCALE**
 24x36: 1/2" = 1'-0"
 11x17: 1/4" = 1'-0"
 THUS REQ'D: 1
 OPP REQ'D: 0
 TOTAL REQ'D: 1
 PAC-CLAD NON PERFORATED SOFFIT
 FINISH: MIDNIGHT BRONZE



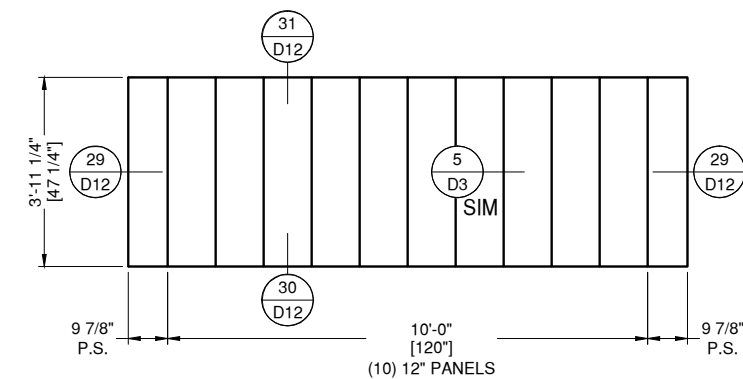
37 **ALCOVE SOFFIT**
E31 **DRAWING SCALE**
 24x36: 1/2" = 1'-0"
 11x17: 1/4" = 1'-0"
 THUS REQ'D: 2
 OPP REQ'D: 0
 TOTAL REQ'D: 2
 PAC-CLAD NON PERFORATED SOFFIT
 FINISH: MIDNIGHT BRONZE



40 **ALCOVE SOFFIT**
E31 **DRAWING SCALE**
 24x36: 1/2" = 1'-0"
 11x17: 1/4" = 1'-0"
 THUS REQ'D: 1
 OPP REQ'D: 0
 TOTAL REQ'D: 1
 PAC-CLAD NON PERFORATED SOFFIT
 FINISH: MIDNIGHT BRONZE



38 **ALCOVE SOFFIT**
E31 **DRAWING SCALE**
 24x36: 1/2" = 1'-0"
 11x17: 1/4" = 1'-0"
 THUS REQ'D: 1
 OPP REQ'D: 0
 TOTAL REQ'D: 1
 PAC-CLAD NON PERFORATED SOFFIT
 FINISH: MIDNIGHT BRONZE



41 **ALCOVE SOFFIT**
E31 **DRAWING SCALE**
 24x36: 1/2" = 1'-0"
 11x17: 1/4" = 1'-0"
 THUS REQ'D: 1
 OPP REQ'D: 0
 TOTAL REQ'D: 1
 PAC-CLAD NON PERFORATED SOFFIT
 FINISH: MIDNIGHT BRONZE

NOTE:
 ALL DIMENSIONS TO BE FIELD
 VERIFIED PRIOR TO FABRICATION

GLAZING CONTRACTOR

999 STREET, ST
 CITY, STATE 99999
 PH: 999.999.9999



www.MPDRAFTING.com
 P: 248.522.7096
 F: 248.522.7030

ARCHITECT:

KAAS WILSON ARCHITECTS
 1301 AMERICAN BLVD E. SUITE 100
 BLOOMINGTON, MN 55425
 P: 612.879.6000
 F: 612.879.6666

ARCHITECT NOTE:
 ALL NOTES REQUESTING VERIFICATION,
 CONFIRMATION, OR INFORMATION THAT ARE
 NOT ANSWERED ARE ASSUMED TO BE
 CORRECT AS SHOWN ON THESE DRAWINGS.

STAMPS/ SUBMITTALS:

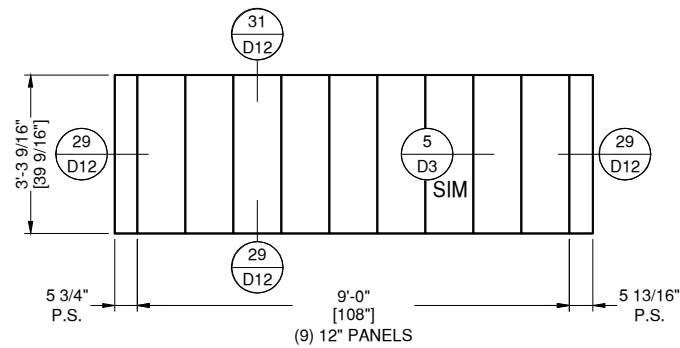
REVISION	DATE
0	03.13.24
1	03.22.24
2	04.02.24
-	-
-	-

PROJECT NUMBER:
24-015

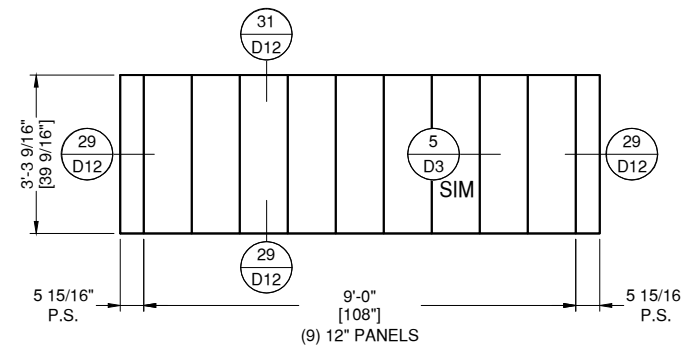
PROJECT NAME:
THE BROOKS APTS

SHEET DESCRIPTION:
ELEVATIONS

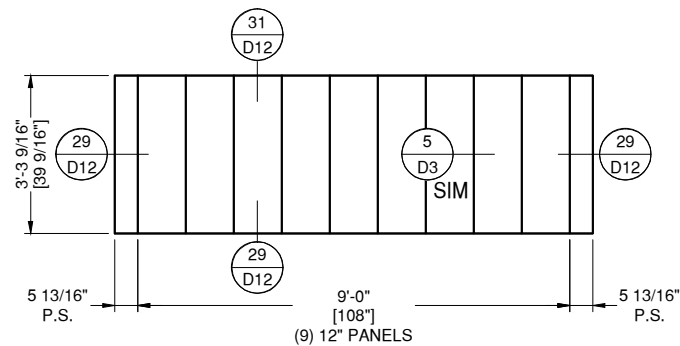
SHEET:
E31



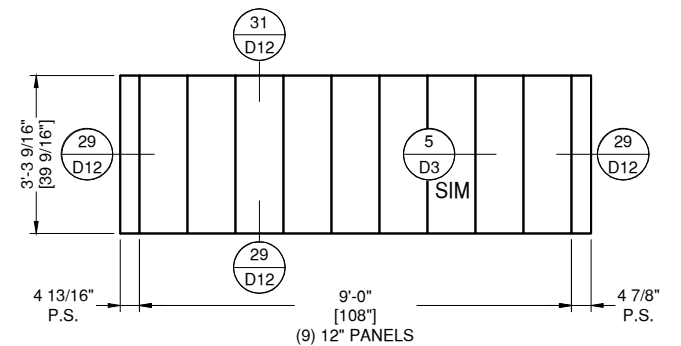
48 **ALCOVE SOFFIT**
E33 **DRAWING SCALE**
 24x36: 1/2" = 1'-0"
 11x17: 1/4" = 1'-0"
 THUS REQ'D: 1
 OPP REQ'D: 0
 TOTAL REQ'D: 1
 PAC-CLAD NON PERFORATED SOFFIT
 FINISH: MIDNIGHT BRONZE



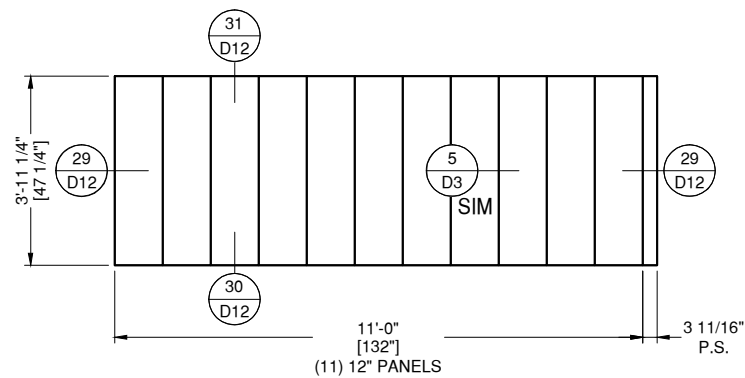
51 **ALCOVE SOFFIT**
E33 **DRAWING SCALE**
 24x36: 1/2" = 1'-0"
 11x17: 1/4" = 1'-0"
 THUS REQ'D: 1
 OPP REQ'D: 0
 TOTAL REQ'D: 1
 PAC-CLAD NON PERFORATED SOFFIT
 FINISH: MIDNIGHT BRONZE



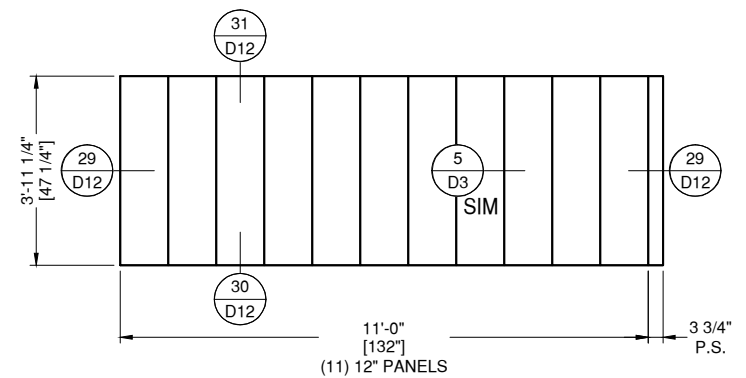
49 **ALCOVE SOFFIT**
E33 **DRAWING SCALE**
 24x36: 1/2" = 1'-0"
 11x17: 1/4" = 1'-0"
 THUS REQ'D: 1
 OPP REQ'D: 0
 TOTAL REQ'D: 1
 PAC-CLAD NON PERFORATED SOFFIT
 FINISH: MIDNIGHT BRONZE



52 **ALCOVE SOFFIT**
E33 **DRAWING SCALE**
 24x36: 1/2" = 1'-0"
 11x17: 1/4" = 1'-0"
 THUS REQ'D: 1
 OPP REQ'D: 0
 TOTAL REQ'D: 1
 PAC-CLAD NON PERFORATED SOFFIT
 FINISH: MIDNIGHT BRONZE



50 **ALCOVE SOFFIT**
E33 **DRAWING SCALE**
 24x36: 1/2" = 1'-0"
 11x17: 1/4" = 1'-0"
 THUS REQ'D: 1
 OPP REQ'D: 0
 TOTAL REQ'D: 1
 PAC-CLAD NON PERFORATED SOFFIT
 FINISH: MIDNIGHT BRONZE



53 **ALCOVE SOFFIT**
E33 **DRAWING SCALE**
 24x36: 1/2" = 1'-0"
 11x17: 1/4" = 1'-0"
 THUS REQ'D: 1
 OPP REQ'D: 0
 TOTAL REQ'D: 1
 PAC-CLAD NON PERFORATED SOFFIT
 FINISH: MIDNIGHT BRONZE

NOTE:
 ALL DIMENSIONS TO BE FIELD
 VERIFIED PRIOR TO FABRICATION

GLAZING CONTRACTOR

999 STREET, ST
 CITY, STATE 99999
 PH: 999.999.9999



www.MPDRAFTING.com
 P: 248.522.7096
 F: 248.522.7030

ARCHITECT:

KAAS WILSON ARCHITECTS
 1301 AMERICAN BLVD E. SUITE 100
 BLOOMINGTON, MN 55425
 P: 612.879.6000
 F: 612.879.6666

ARCHITECT NOTE:
 ALL NOTES REQUESTING VERIFICATION,
 CONFIRMATION, OR INFORMATION THAT ARE
 NOT ANSWERED ARE ASSUMED TO BE
 CORRECT AS SHOWN ON THESE DRAWINGS.

STAMPS/ SUBMITTALS:

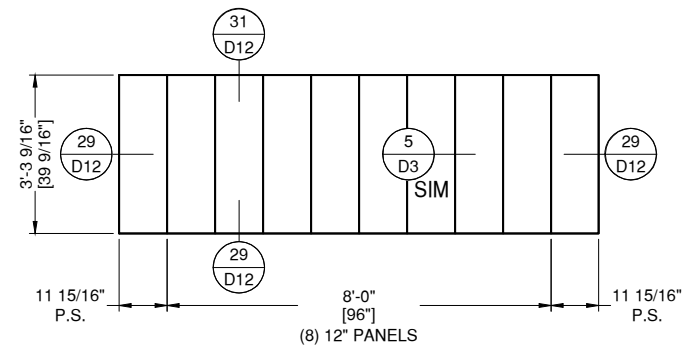
REVISION	DATE
0	03.13.24
1	03.22.24
2	04.02.24
-	-
-	-

PROJECT NUMBER:
24-015

PROJECT NAME:
THE BROOKS APTS

SHEET DESCRIPTION:
ELEVATIONS

SHEET:
E33

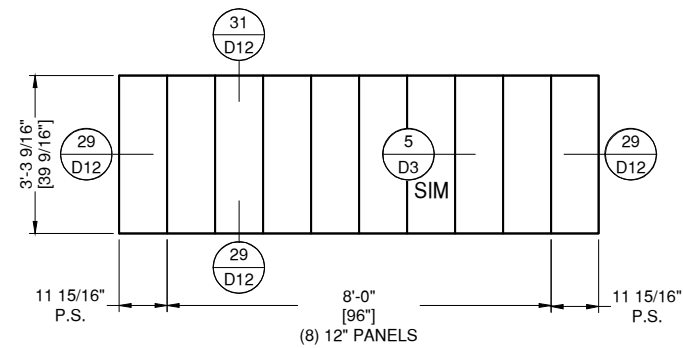


54 **ALCOVE SOFFIT**

E34 **DRAWING SCALE**
 24x36: 1/2" = 1'-0"
 11x17: 1/4" = 1'-0"

THUS REQ'D:	1
OPP REQ'D:	0
TOTAL REQ'D:	1

PAC-CLAD NON PERFORATED SOFFIT
 FINISH: MIDNIGHT BRONZE



55 **ALCOVE SOFFIT**

E34 **DRAWING SCALE**
 24x36: 1/2" = 1'-0"
 11x17: 1/4" = 1'-0"

THUS REQ'D:	1
OPP REQ'D:	0
TOTAL REQ'D:	1

PAC-CLAD NON PERFORATED SOFFIT
 FINISH: MIDNIGHT BRONZE

NOTE:
 ALL DIMENSIONS TO BE FIELD
 VERIFIED PRIOR TO FABRICATION

GLAZING CONTRACTOR

999 STREET, ST
 CITY, STATE 99999
 PH: 999.999.9999



www.MPDRAFTING.com
 P: 248.522.7096
 F: 248.522.7030

ARCHITECT:

KAAS WILSON ARCHITECTS
 1301 AMERICAN BLVD E. SUITE 100
 BLOOMINGTON, MN 55425
 P: 612.879.6000
 F: 612.879.6666

ARCHITECT NOTE:
 ALL NOTES REQUESTING VERIFICATION,
 CONFIRMATION, OR INFORMATION THAT ARE
 NOT ANSWERED ARE ASSUMED TO BE
 CORRECT AS SHOWN ON THESE DRAWINGS.

STAMPS/ SUBMITTALS:

REVISION	DATE
0	03.13.24
1	03.22.24
2	04.02.24
-	-
-	-

PROJECT NUMBER:
 24-015

PROJECT NAME:
 THE BROOKS APTS

SHEET DESCRIPTION:
 ELEVATIONS

SHEET:
E34

GLAZING CONTRACTOR

999 STREET, ST
CITY, STATE 99999
PH: 999.999.9999



www.MPDRAFTING.com

P: 248.522.7096
F: 248.522.7030

ARCHITECT:

KAAS WILSON ARCHITECTS

1301 AMERICAN BLVD E. SUITE 100
BLOOMINGTON, MN 55425
P: 612.879.6000
F: 612.879.6666

ARCHITECT NOTE:
ALL NOTES REQUESTING VERIFICATION,
CONFIRMATION, OR INFORMATION THAT ARE
NOT ANSWERED ARE ASSUMED TO BE
CORRECT AS SHOWN ON THESE DRAWINGS.

STAMPS/ SUBMITTALS:

REVISION	DATE
0	03.13.24
1	03.22.24
2	04.02.24
-	-
-	-

PROJECT NUMBER:

24-015

PROJECT NAME:

THE BROOKS APTS

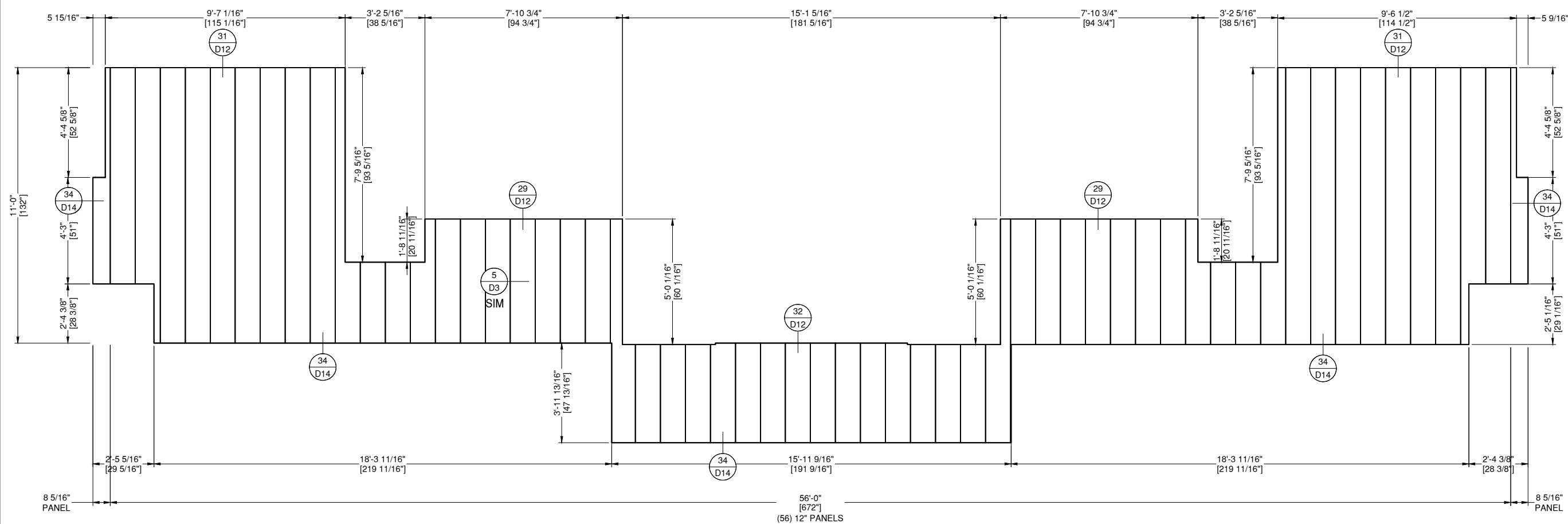
SHEET DESCRIPTION:

ELEVATIONS

SHEET:

E35

NOTES:
DIMENSIONS SCALED
FROM 1/A401 RCP



56 MAIN ENTRANCE SOFFIT PLAN

E35 DRAWING SCALE
24x36: 1/2" = N.T.S.
11x17: 1/4" = N.T.S.

ARCH. REF.
1/A401

PAC-CLAD NON PERFORATED SOFFIT
FINISH: MIDNIGHT BRONZE

NOTE:
ALL DIMENSIONS TO BE FIELD
VERIFIED PRIOR TO FABRICATION

GLAZING CONTRACTOR

999 STREET, ST
CITY, STATE 99999
PH: 999.999.9999



www.MPDRAFTING.com
P: 248.522.7096
F: 248.522.7030

ARCHITECT:

KAAS WILSON ARCHITECTS
1301 AMERICAN BLVD E. SUITE 100
BLOOMINGTON, MN 55425
P: 612.879.6000
F: 612.879.6666

ARCHITECT NOTE:
ALL NOTES REQUESTING VERIFICATION,
CONFIRMATION, OR INFORMATION THAT ARE
NOT ANSWERED ARE ASSUMED TO BE
CORRECT AS SHOWN ON THESE DRAWINGS.

STAMPS/ SUBMITTALS:

REVISION	DATE
0	03.13.24
1	03.22.24
2	04.02.24
-	-
-	-

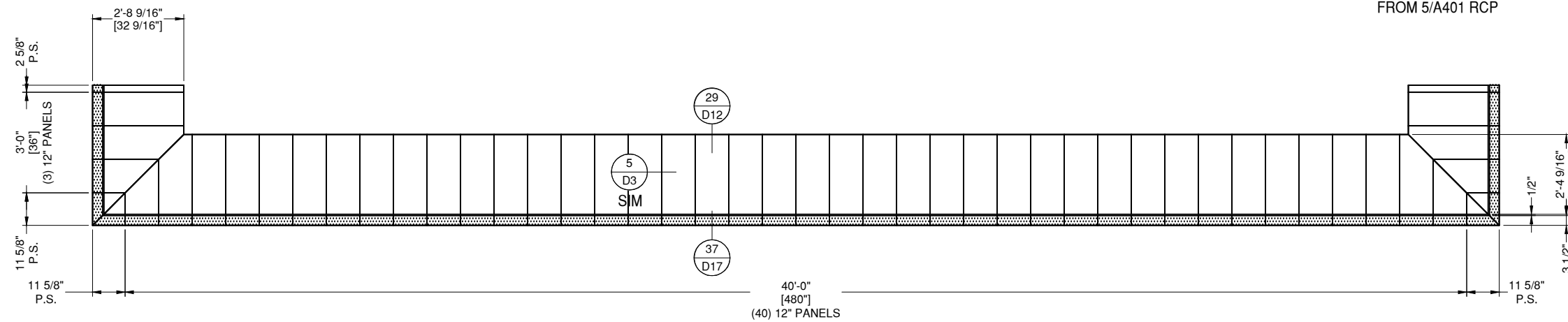
PROJECT NUMBER:
24-015

PROJECT NAME:
THE BROOKS APTS

SHEET DESCRIPTION:
ELEVATIONS

SHEET:
E36

NOTES:
DIMENSIONS SCALED
FROM 5/A401 RCP

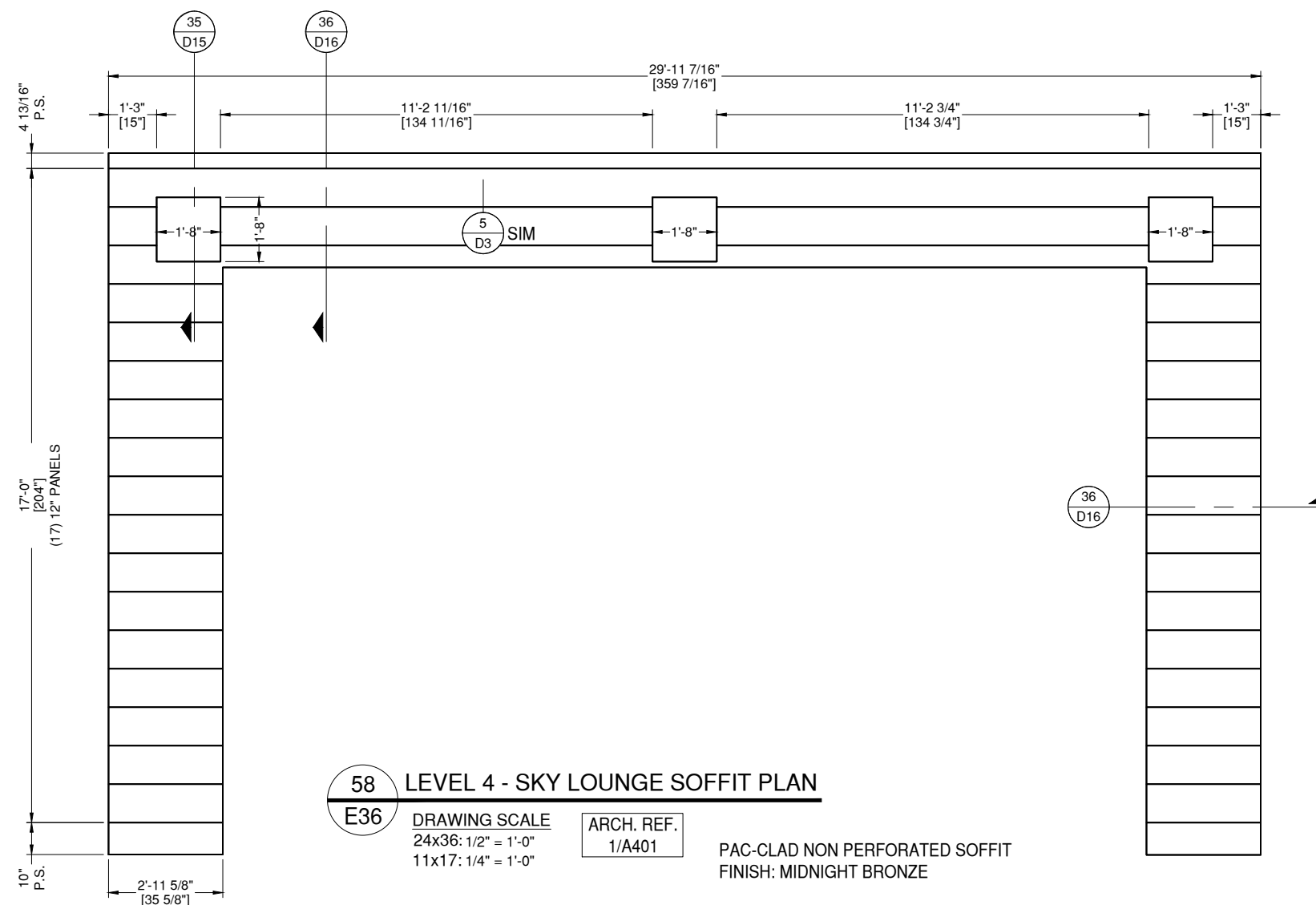


57 LEVEL 4 - HIGH ROOF SOFFIT PLAN @ MAIN ENTRY

E36 DRAWING SCALE
24x36: 1/2" = 1'-0"
11x17: 1/4" = 1'-0"

ARCH. REF.
1/A401

PAC-CLAD NON PERFORATED SOFFIT
PAC-CLAD PERFORATED SOFFIT
FINISH: MIDNIGHT BRONZE



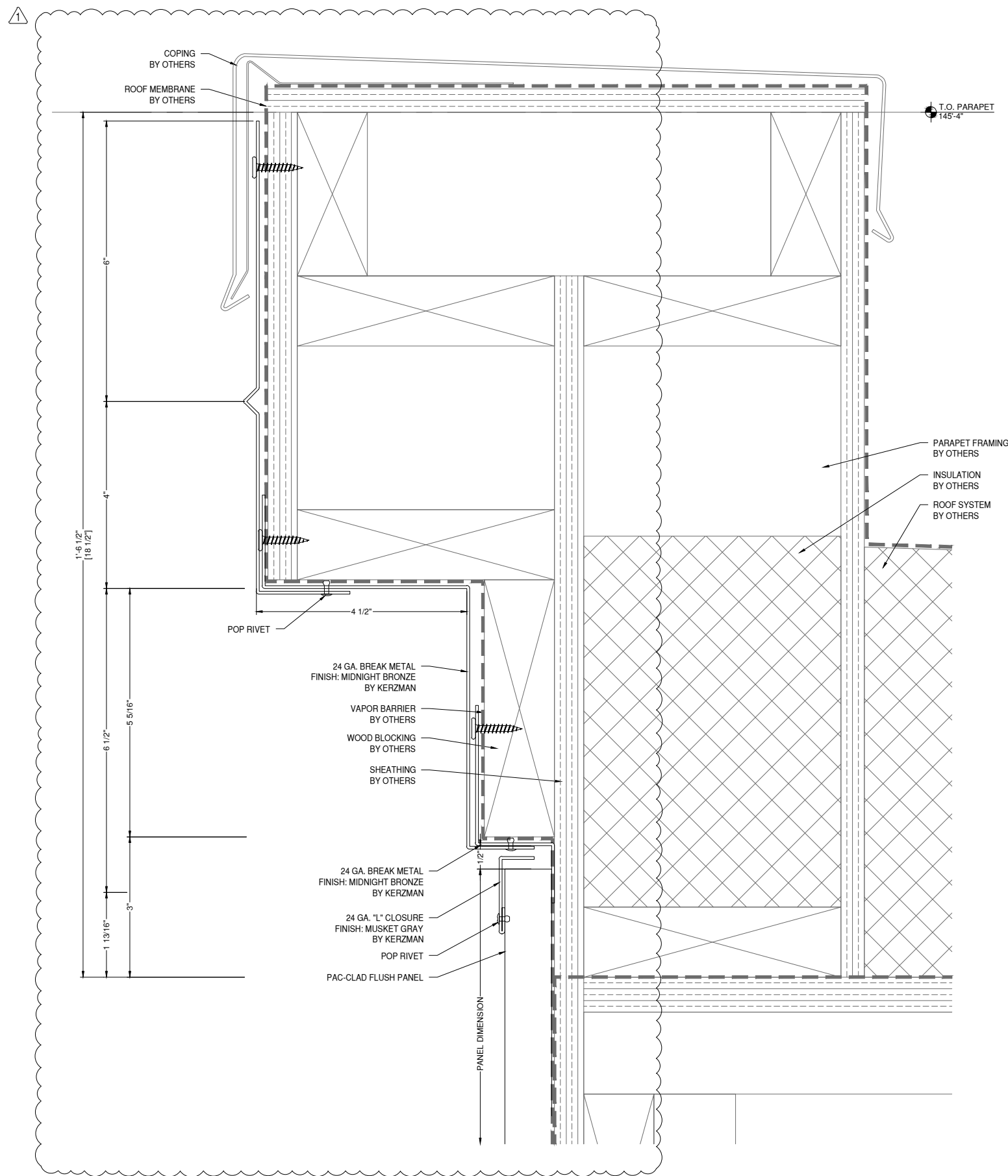
58 LEVEL 4 - SKY LOUNGE SOFFIT PLAN

E36 DRAWING SCALE
24x36: 1/2" = 1'-0"
11x17: 1/4" = 1'-0"

ARCH. REF.
1/A401

PAC-CLAD NON PERFORATED SOFFIT
FINISH: MIDNIGHT BRONZE

NOTE:
ALL DIMENSIONS TO BE FIELD
VERIFIED PRIOR TO FABRICATION



NOTE:
FASTENERS SHOWN FOR LOCATION
REFERENCE ONLY. FASTENER TYPE, SIZE
AND SPACING ARE TO BE DETERMINED
BY THE PROFESSIONAL ENGINEER.

NOTE:
ALL DIMENSIONS TO BE FIELD
VERIFIED PRIOR TO FABRICATION

1 6 PARAPET DETAIL PAC-CLAD
01 A820 DRAWING SCALE
24x36: 3/4:1
11x17: 3/8:1

GLAZING CONTRACTOR

999 STREET, ST
CITY, STATE 99999
PH: 999.999.9999



www.MPDRAFTING.com
P: 248.522.7096
F: 248.522.7030

ARCHITECT:

KAAS WILSON ARCHITECTS
1301 AMERICAN BLVD E. SUITE 100
BLOOMINGTON, MN 55425
P: 612.879.6000
F: 612.879.6666

ARCHITECT NOTE:
ALL NOTES REQUESTING VERIFICATION,
CONFIRMATION, OR INFORMATION THAT ARE
NOT ANSWERED ARE ASSUMED TO BE
CORRECT AS SHOWN ON THESE DRAWINGS.

STAMPS/ SUBMITTALS:

REVISION	DATE
0	03.13.24
1	03.22.24
2	04.02.24
-	-
-	-

PROJECT NUMBER:
24-015

PROJECT NAME:
THE BROOKS APTS

SHEET DESCRIPTION:
DETAILS

SHEET:
D1

GLAZING CONTRACTOR

999 STREET, ST
CITY, STATE 99999
PH: 999.999.9999



www.MPDRAFTING.com

P: 248.522.7096
F: 248.522.7030

ARCHITECT:

KAAS WILSON ARCHITECTS

1301 AMERICAN BLVD E. SUITE 100
BLOOMINGTON, MN 55425
P: 612.879.6000
F: 612.879.6666

ARCHITECT NOTE:
ALL NOTES REQUESTING VERIFICATION,
CONFIRMATION, OR INFORMATION THAT ARE
NOT ANSWERED ARE ASSUMED TO BE
CORRECT AS SHOWN ON THESE DRAWINGS.

STAMPS/ SUBMITTALS:

REVISION	DATE
0	03.13.24
1	03.22.24
2	04.02.24
-	-
-	-

PROJECT NUMBER:

24-015

PROJECT NAME:

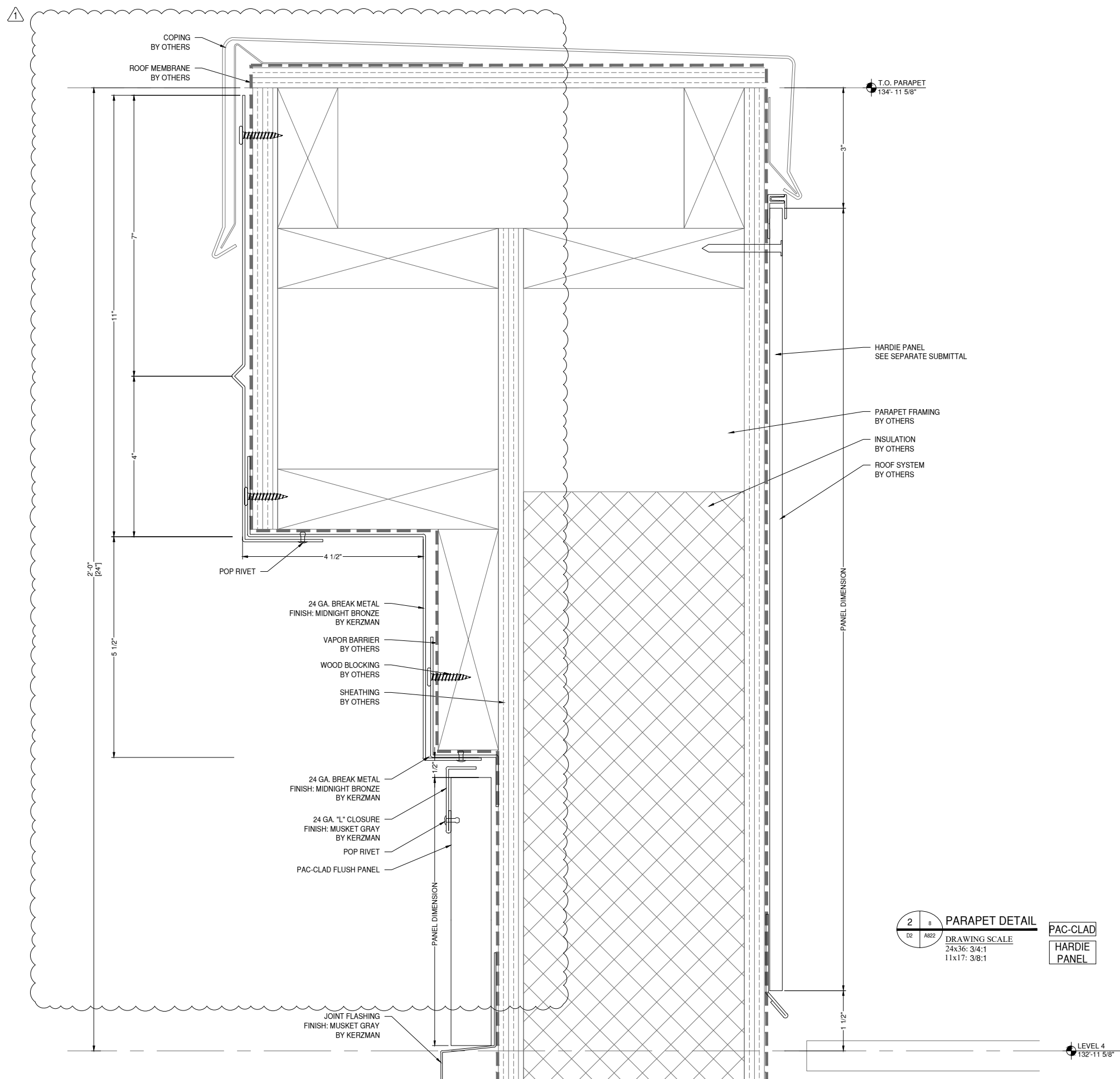
THE BROOKS APTS

SHEET DESCRIPTION:

DETAILS

SHEET:

D2



NOTE:
FASTENERS SHOWN FOR LOCATION
REFERENCE ONLY. FASTENER TYPE, SIZE
AND SPACING ARE TO BE DETERMINED
BY THE PROFESSIONAL ENGINEER.

NOTE:
ALL DIMENSIONS TO BE FIELD
VERIFIED PRIOR TO FABRICATION

GLAZING CONTRACTOR

999 STREET, ST
CITY, STATE 99999
PH: 999.999.9999

MP drafting
& design

www.MPDRAFTING.com
P: 248.522.7096
F: 248.522.7030

ARCHITECT:

KAAS WILSON ARCHITECTS
1301 AMERICAN BLVD E. SUITE 100
BLOOMINGTON, MN 55425
P: 612.879.6000
F: 612.879.6666

ARCHITECT NOTE:
ALL NOTES REQUESTING VERIFICATION,
CONFIRMATION, OR INFORMATION THAT ARE
NOT ANSWERED ARE ASSUMED TO BE
CORRECT AS SHOWN ON THESE DRAWINGS.

STAMPS/ SUBMITTALS:

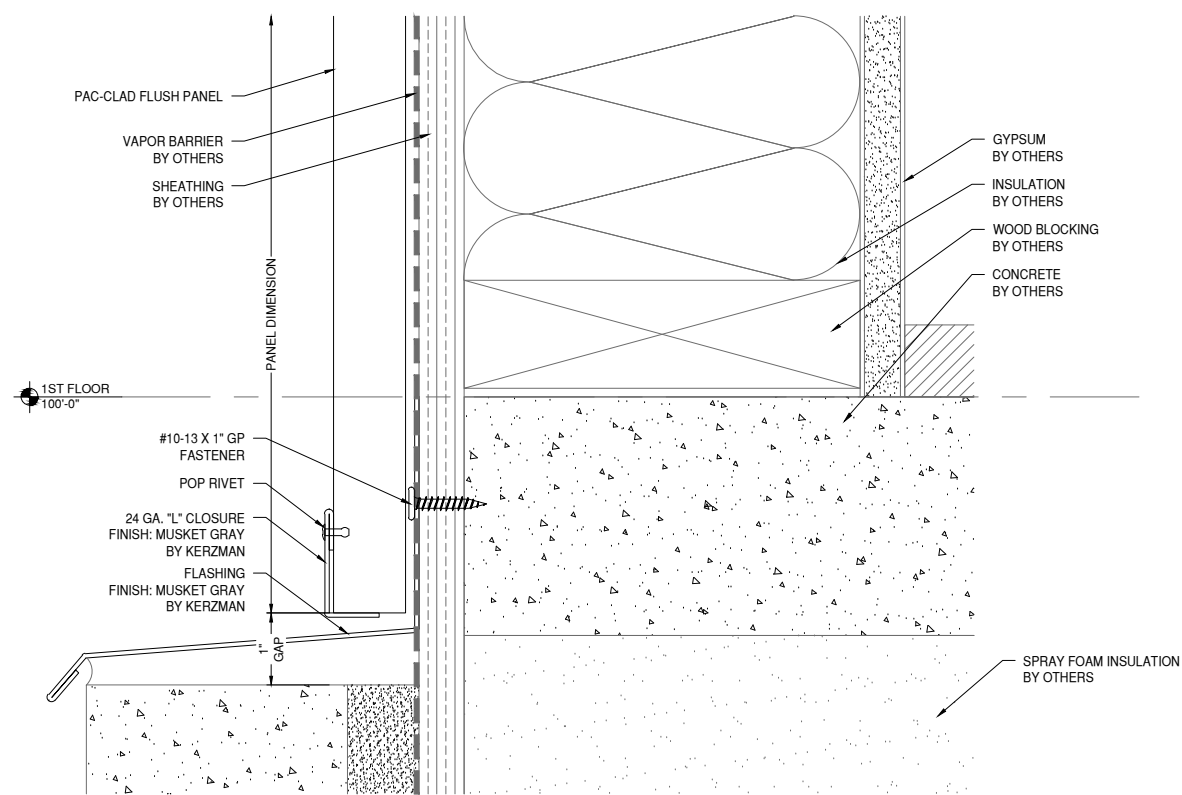
REVISION	DATE
0	03.13.24
1	03.22.24
2	04.02.24
-	-
-	-

PROJECT NUMBER:
24-015

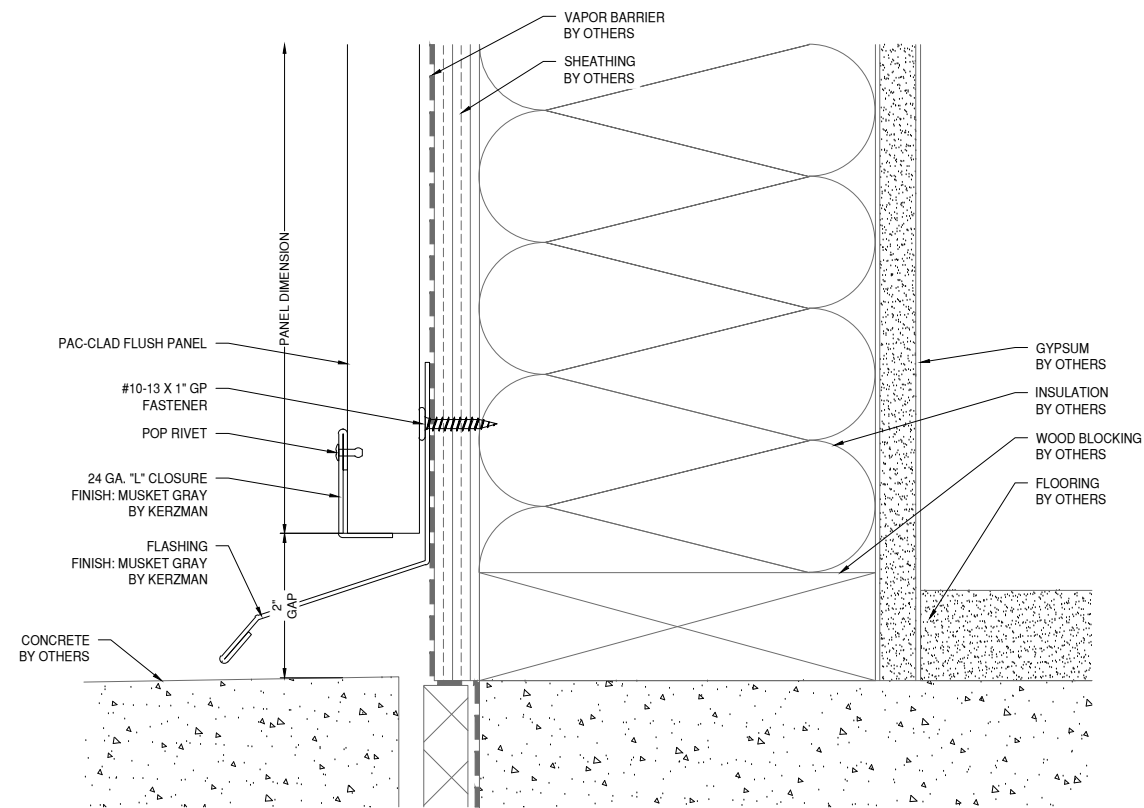
PROJECT NAME:
THE BROOKS APTS

SHEET DESCRIPTION:
DETAILS

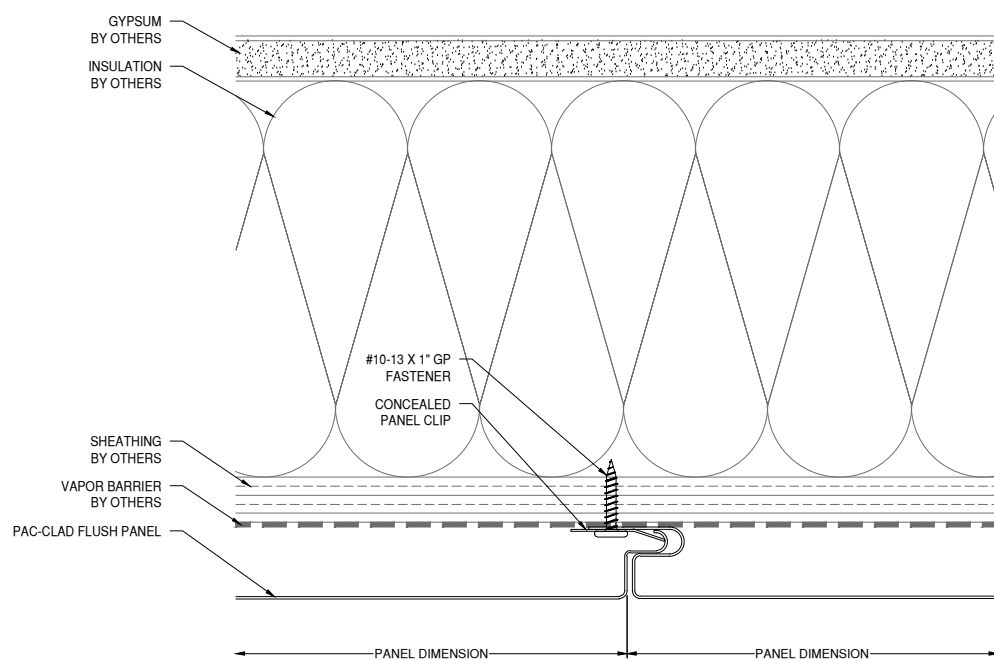
SHEET:
D3



3 SILL DETAIL
DRAWING SCALE
24x36: 3/4:1
11x17: 3/8:1
PAC-CLAD



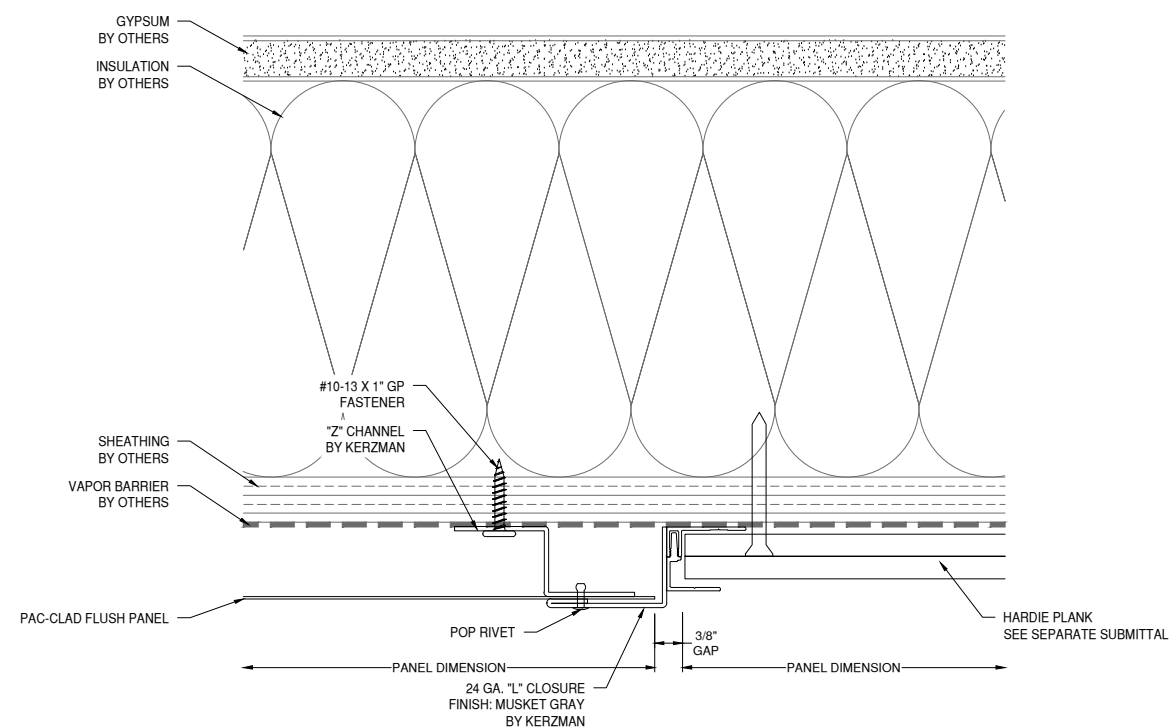
4 SILL DETAIL
DRAWING SCALE
24x36: 3/4:1
11x17: 3/8:1
PAC-CLAD



5 VERT. DETAIL
DRAWING SCALE
24x36: 3/4:1
11x17: 3/8:1
PAC-CLAD

NOTE:
FASTENERS SHOWN FOR LOCATION
REFERENCE ONLY. FASTENER TYPE, SIZE
AND SPACING ARE TO BE DETERMINED
BY THE PROFESSIONAL ENGINEER.

NOTE:
ALL DIMENSIONS TO BE FIELD
VERIFIED PRIOR TO FABRICATION



6 VERT. DETAIL
DRAWING SCALE
24x36: 3/4:1
11x17: 3/8:1
PAC-CLAD
HARDIE
PLANK

PROJECT NAME:
THE BROOKS APTS

SHEET DESCRIPTION:
DETAILS

SHEET:
D3

GLAZING CONTRACTOR

999 STREET, ST
CITY, STATE 99999
PH: 999.999.9999



www.MPDRAFTING.com
P: 248.522.7096
F: 248.522.7030

ARCHITECT:

KAAS WILSON ARCHITECTS
1301 AMERICAN BLVD E. SUITE 100
BLOOMINGTON, MN 55425
P: 612.879.6000
F: 612.879.6666

ARCHITECT NOTE:
ALL NOTES REQUESTING VERIFICATION,
CONFIRMATION, OR INFORMATION THAT ARE
NOT ANSWERED ARE ASSUMED TO BE
CORRECT AS SHOWN ON THESE DRAWINGS.

STAMPS/ SUBMITTALS:

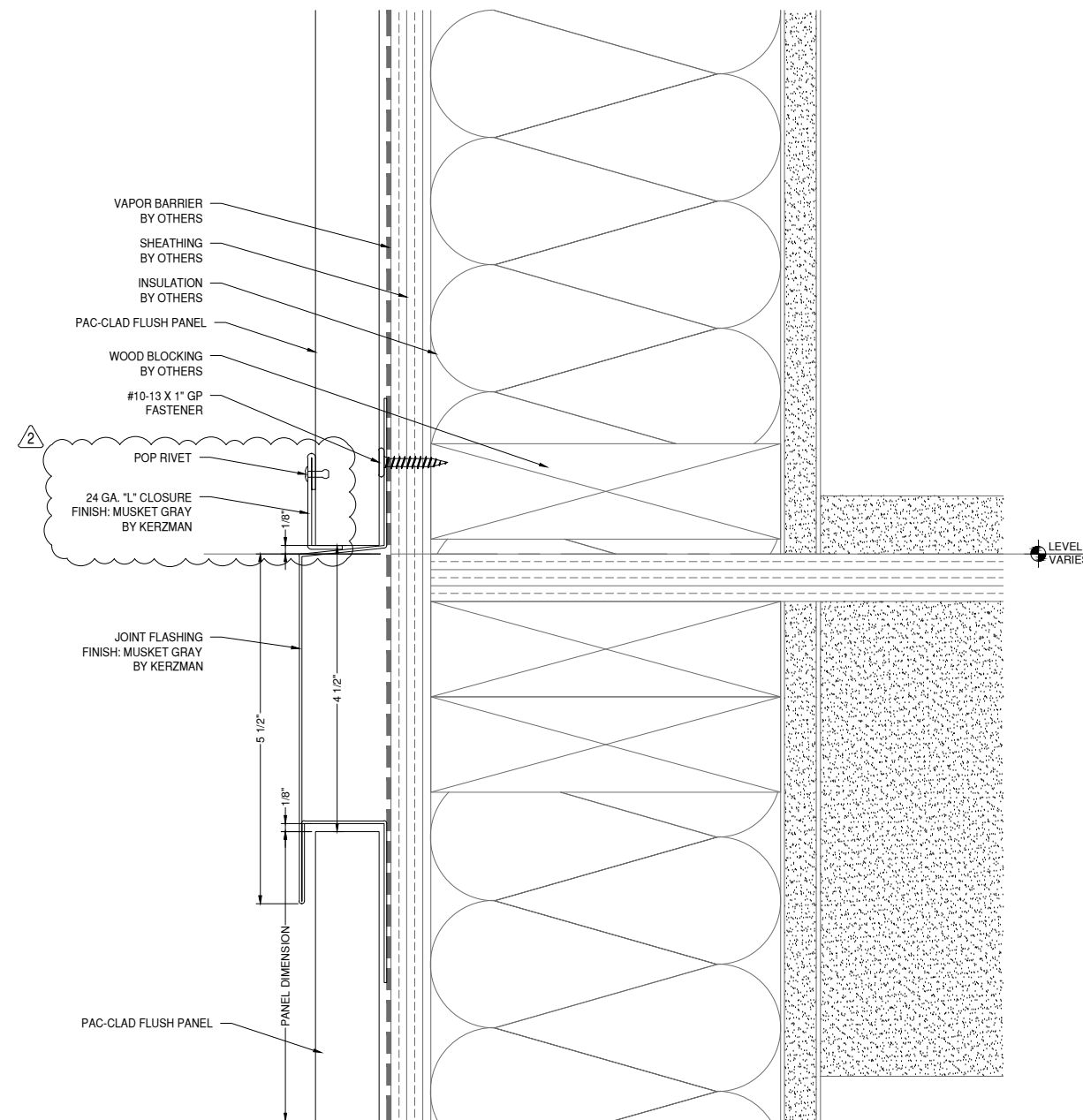
REVISION	DATE
0	03.13.24
1	03.22.24
2	04.02.24
-	-
-	-

PROJECT NUMBER:
24-015

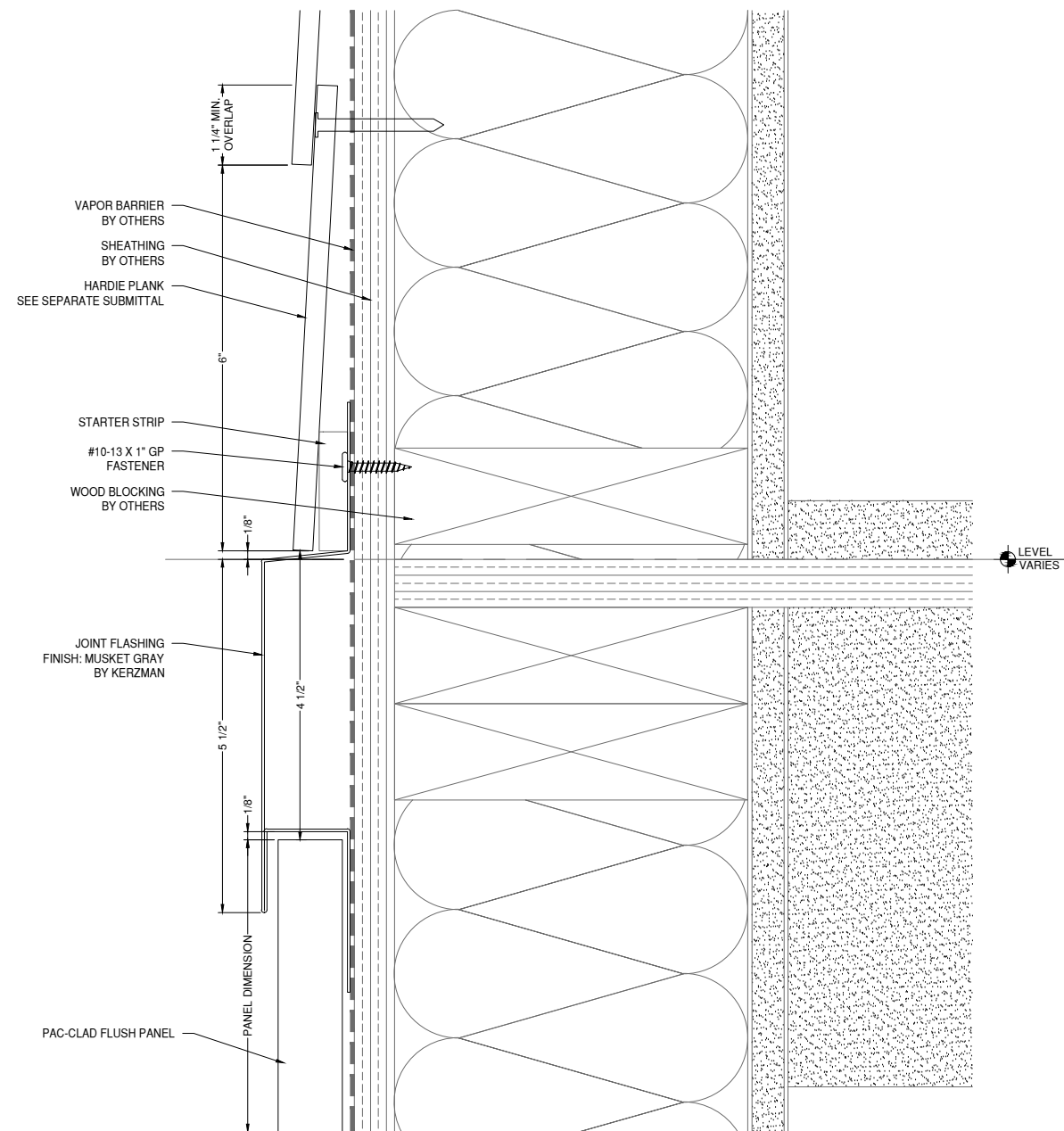
PROJECT NAME:
THE BROOKS APTS

SHEET DESCRIPTION:
DETAILS

SHEET:
D4



7 **HORIZ. DETAIL**
DRAWING SCALE
24x36: 3/4:1
11x17: 3/8:1
PAC-CLAD



8 **HORIZ. DETAIL**
DRAWING SCALE
24x36: 3/4:1
11x17: 3/8:1
PAC-CLAD
HARDIE PLANK

NOTE:
FASTENERS SHOWN FOR LOCATION
REFERENCE ONLY. FASTENER TYPE, SIZE
AND SPACING ARE TO BE DETERMINED
BY THE PROFESSIONAL ENGINEER.

NOTE:
ALL DIMENSIONS TO BE FIELD
VERIFIED PRIOR TO FABRICATION

GLAZING CONTRACTOR

999 STREET, ST
CITY, STATE 99999
PH: 999.999.9999



www.MPDRAFTING.com

P: 248.522.7096
F: 248.522.7030

ARCHITECT:

KAAS WILSON ARCHITECTS

1301 AMERICAN BLVD E. SUITE 100
BLOOMINGTON, MN 55425
P: 612.879.6000
F: 612.879.6666

ARCHITECT NOTE:
ALL NOTES REQUESTING VERIFICATION,
CONFIRMATION, OR INFORMATION THAT ARE
NOT ANSWERED ARE ASSUMED TO BE
CORRECT AS SHOWN ON THESE DRAWINGS.

STAMPS/ SUBMITTALS:

REVISION	DATE
0	03.13.24
1	03.22.24
2	04.02.24
-	-
-	-

PROJECT NUMBER:

24-015

PROJECT NAME:

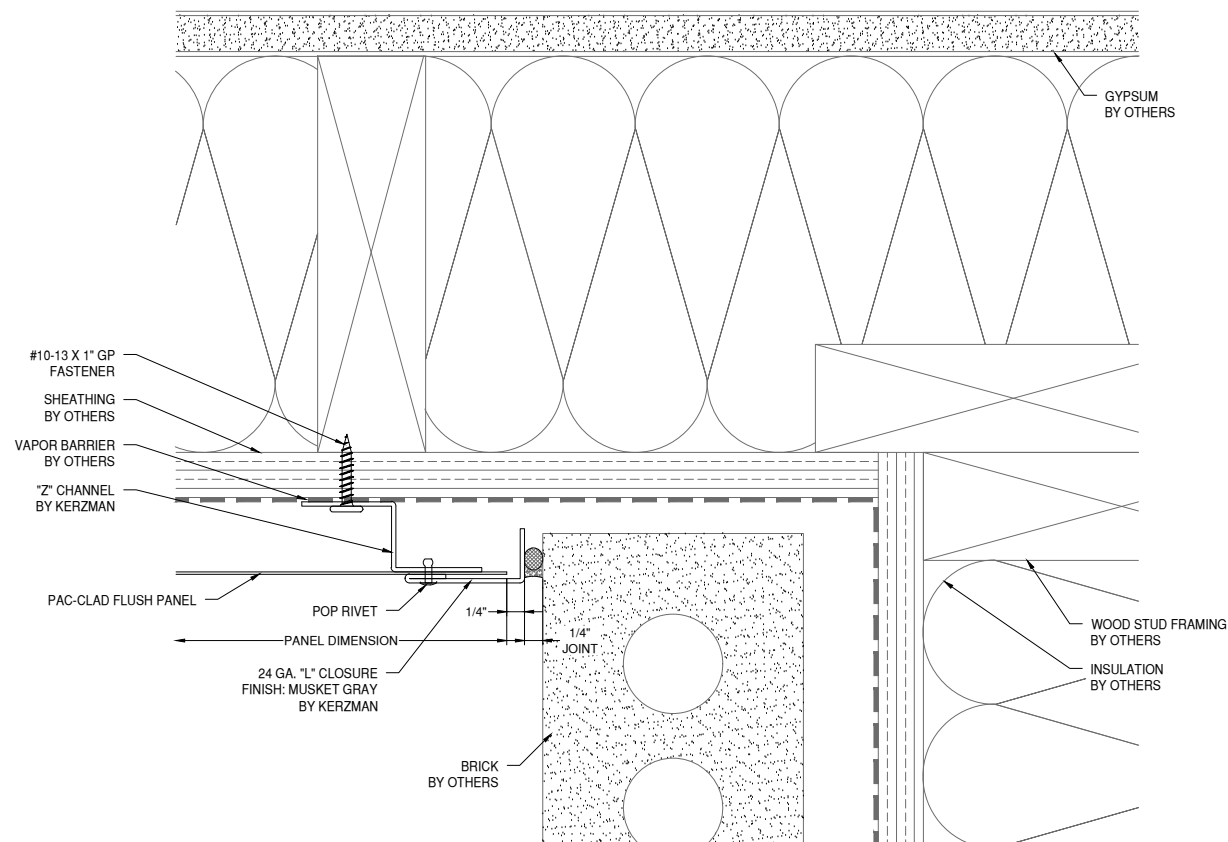
THE BROOKS APTS

SHEET DESCRIPTION:

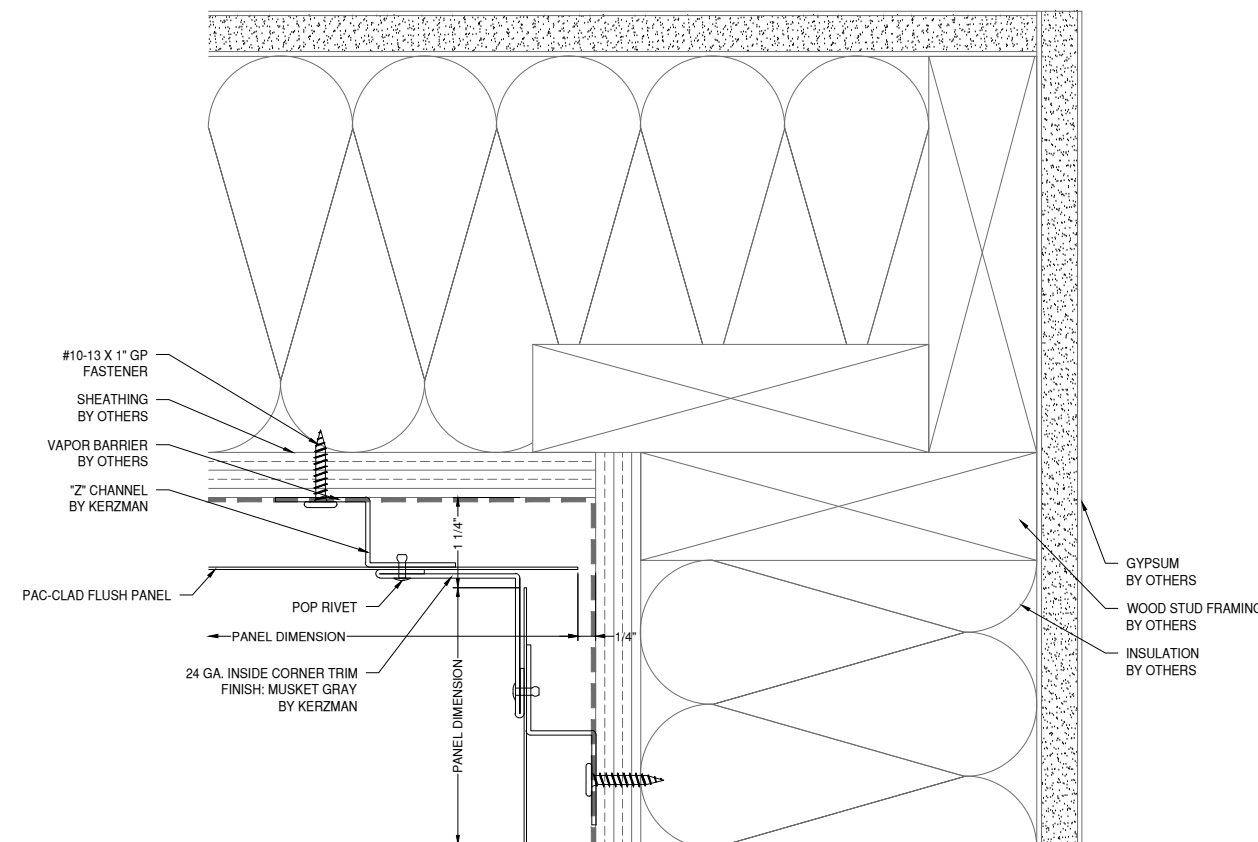
DETAILS

SHEET:

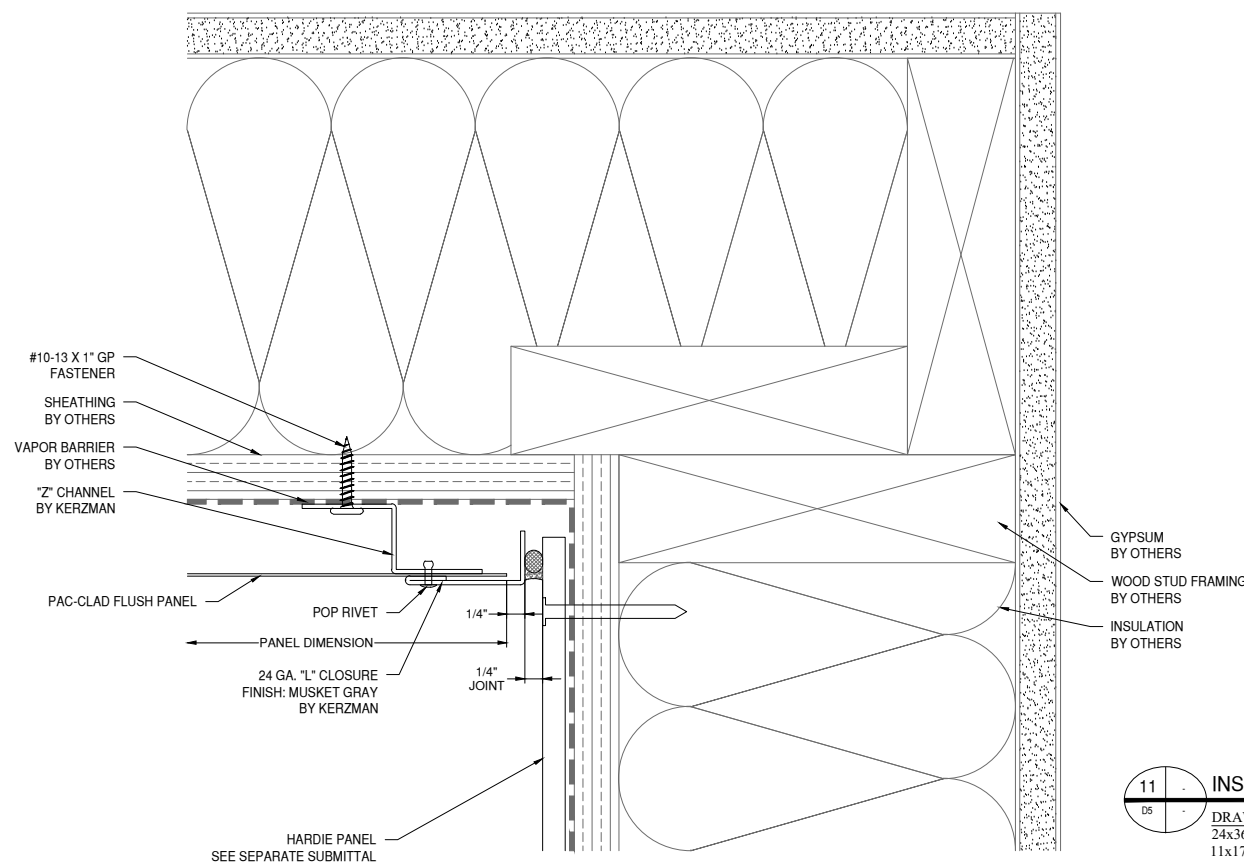
D5



9 3 JAMB DETAIL
05 A810 DRAWING SCALE
24x36: 3/4:1
11x17: 3/8:1
PAC-CLAD



10 13 INSIDE CORNER DETAIL
05 A810 DRAWING SCALE
24x36: 3/4:1
11x17: 3/8:1
PAC-CLAD



11 INSIDE CORNER DETAIL
05 A810 DRAWING SCALE
24x36: 3/4:1
11x17: 3/8:1
PAC-CLAD

NOTE:
FASTENERS SHOWN FOR LOCATION
REFERENCE ONLY. FASTENER TYPE, SIZE
AND SPACING ARE TO BE DETERMINED
BY THE PROFESSIONAL ENGINEER.

NOTE:
ALL DIMENSIONS TO BE FIELD
VERIFIED PRIOR TO FABRICATION

GLAZING CONTRACTOR

999 STREET, ST
CITY, STATE 99999
PH: 999.999.9999

MP drafting
& design

www.MPDRAFTING.com
P: 248.522.7096
F: 248.522.7030

ARCHITECT:

KAAS WILSON ARCHITECTS
1301 AMERICAN BLVD E. SUITE 100
BLOOMINGTON, MN 55425
P: 612.879.6000
F: 612.879.6666

ARCHITECT NOTE:
ALL NOTES REQUESTING VERIFICATION,
CONFIRMATION, OR INFORMATION THAT ARE
NOT ANSWERED ARE ASSUMED TO BE
CORRECT AS SHOWN ON THESE DRAWINGS.

STAMPS/ SUBMITTALS:

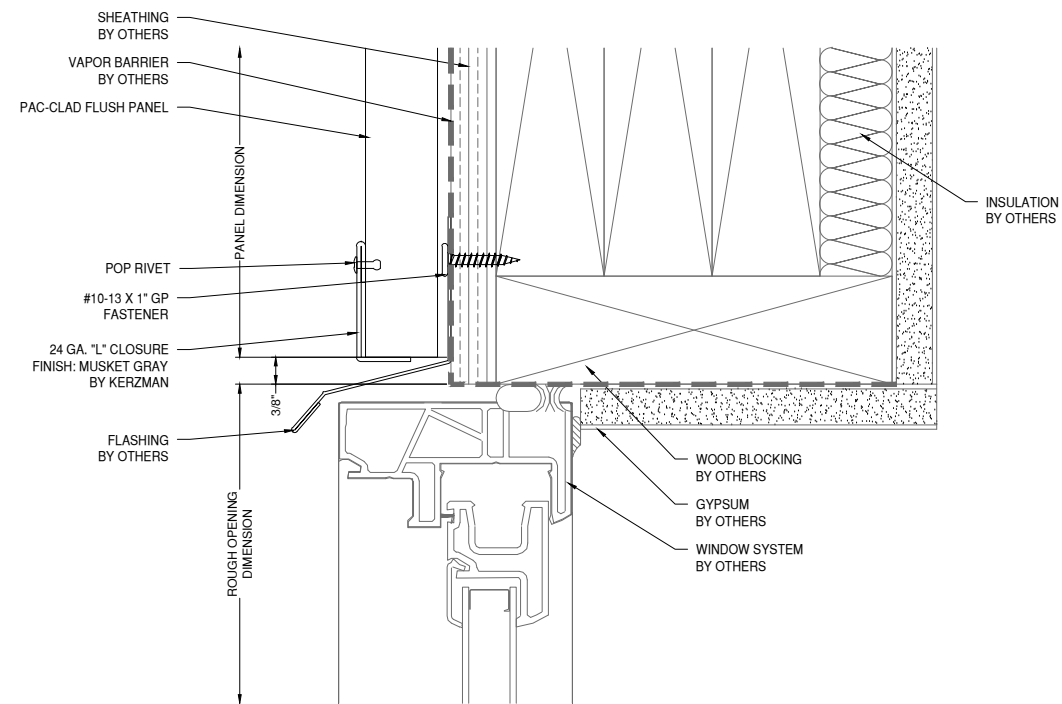
REVISION	DATE
0	03.13.24
1	03.22.24
2	04.02.24
-	-
-	-

PROJECT NUMBER:
24-015

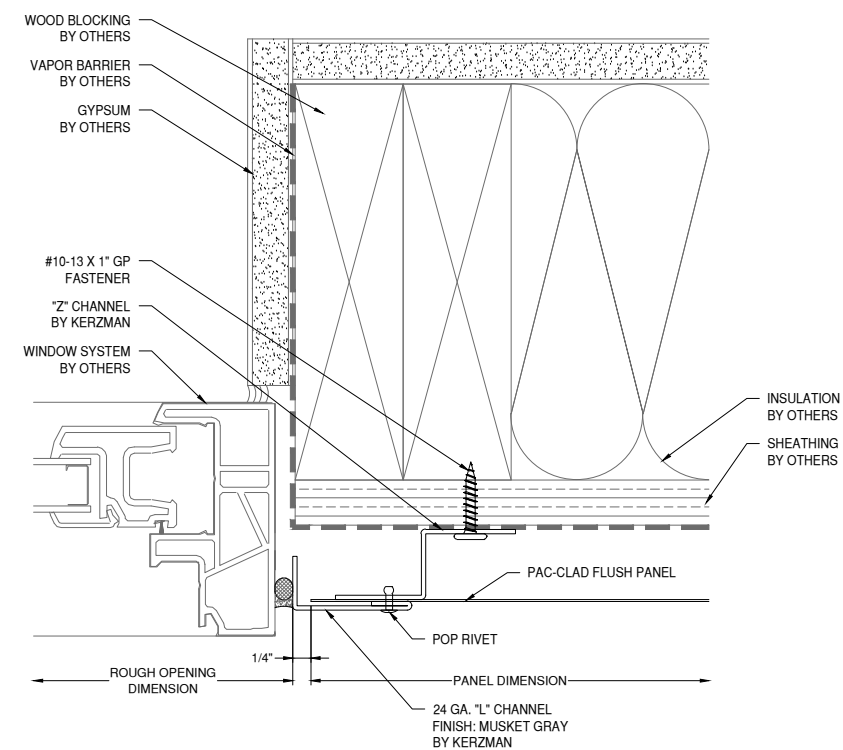
PROJECT NAME:
THE BROOKS APTS

SHEET DESCRIPTION:
DETAILS

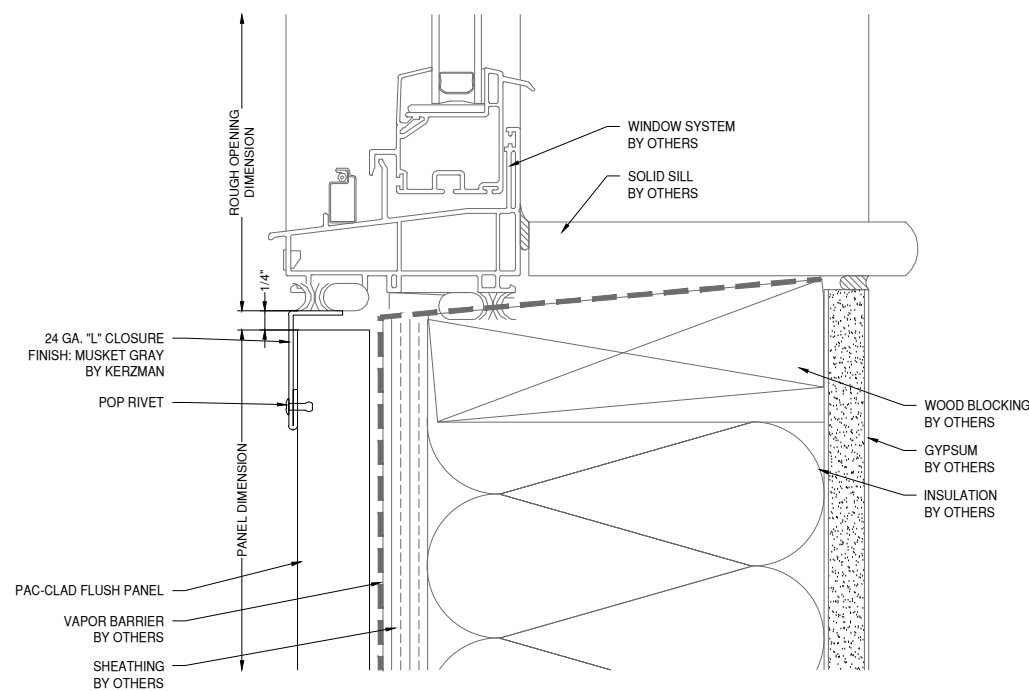
SHEET:
D6



12 WINDOW HEAD DETAIL PAC-CLAD
DRAWING SCALE
24x36: 3/4:1
11x17: 3/8:1



14 WINDOW JAMB DETAIL PAC-CLAD
DRAWING SCALE
24x36: 3/4:1
11x17: 3/8:1



13 WINDOW SILL DETAIL PAC-CLAD
DRAWING SCALE
24x36: 3/4:1
11x17: 3/8:1

NOTE:
FASTENERS SHOWN FOR LOCATION
REFERENCE ONLY. FASTENER TYPE, SIZE
AND SPACING ARE TO BE DETERMINED
BY THE PROFESSIONAL ENGINEER.

NOTE:
ALL DIMENSIONS TO BE FIELD
VERIFIED PRIOR TO FABRICATION

GLAZING CONTRACTOR

999 STREET, ST
CITY, STATE 99999
PH: 999.999.9999



www.MPDRAFTING.com
P: 248.522.7096
F: 248.522.7030

ARCHITECT:

KAAS WILSON ARCHITECTS
1301 AMERICAN BLVD E. SUITE 100
BLOOMINGTON, MN 55425
P: 612.879.6000
F: 612.879.6666

ARCHITECT NOTE:
ALL NOTES REQUESTING VERIFICATION,
CONFIRMATION, OR INFORMATION THAT ARE
NOT ANSWERED ARE ASSUMED TO BE
CORRECT AS SHOWN ON THESE DRAWINGS.

STAMPS/ SUBMITTALS:

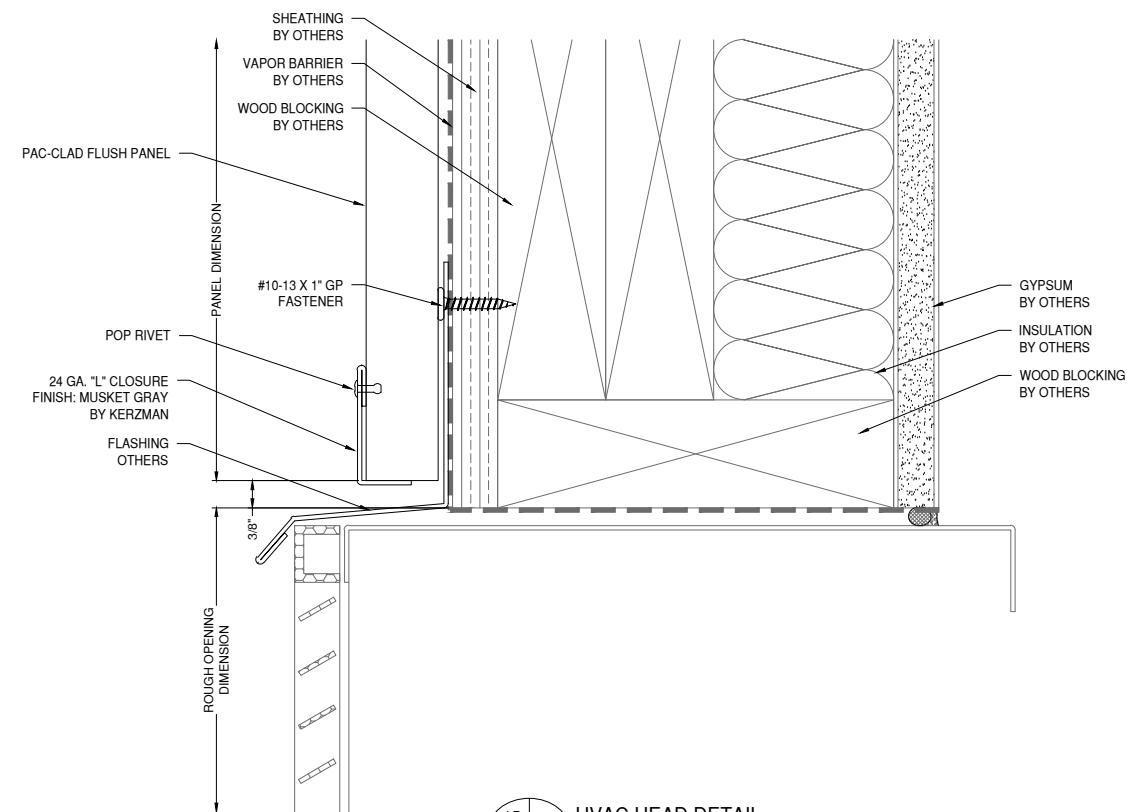
REVISION	DATE
0	03.13.24
1	03.22.24
2	04.02.24
-	-
-	-

PROJECT NUMBER:
24-015

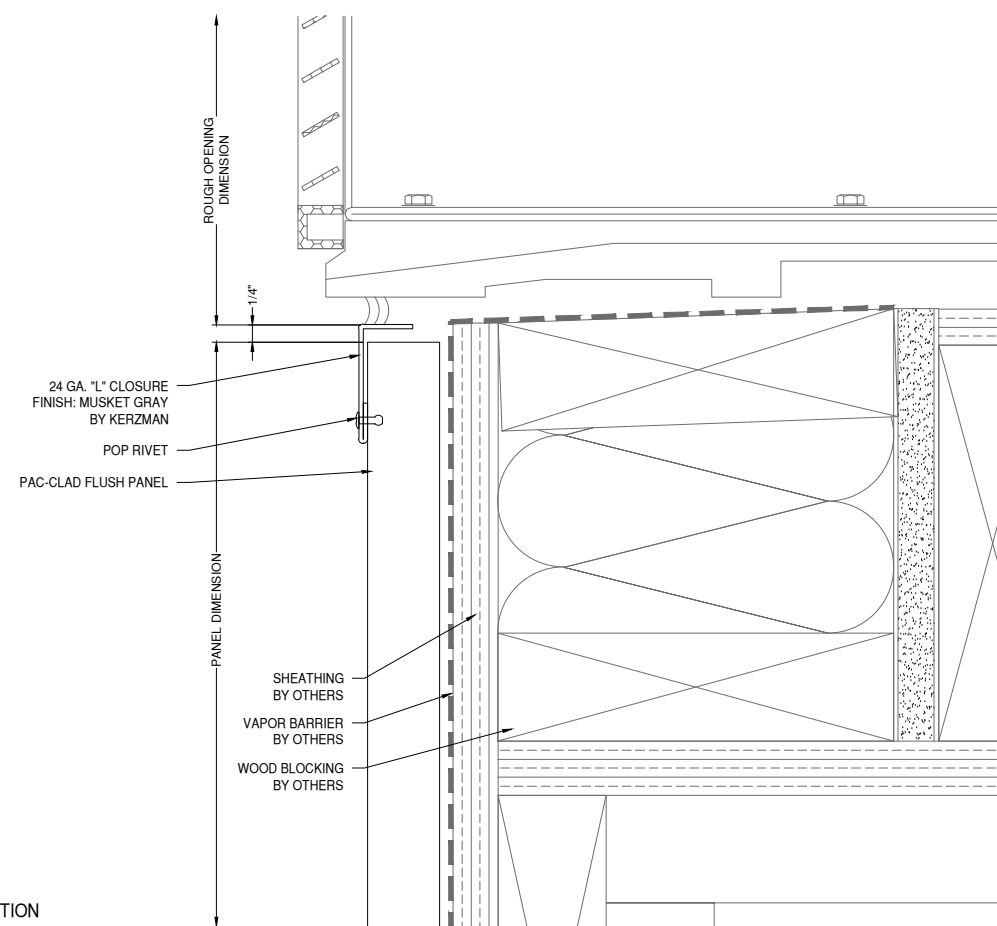
PROJECT NAME:
THE BROOKS APTS

SHEET DESCRIPTION:
DETAILS

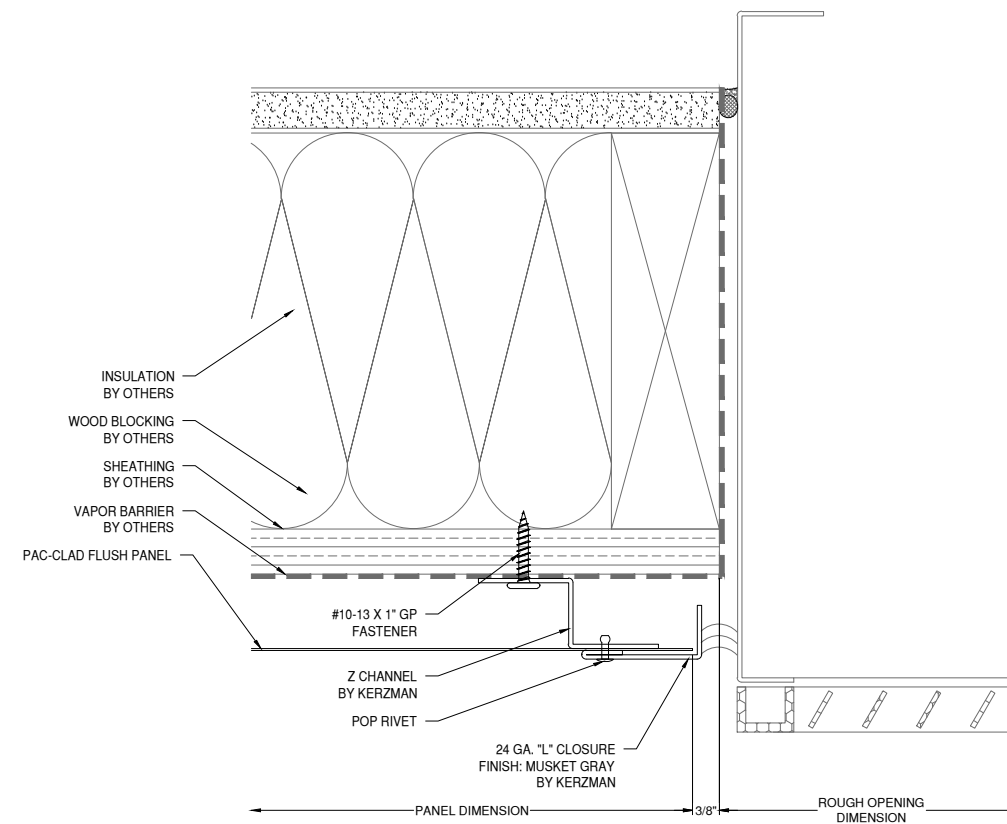
SHEET:
D7



15 HVAC HEAD DETAIL PAC-CLAD
DRAWING SCALE
24x36: 3/4:1
11x17: 3/8:1



16 HVAC SILL DETAIL PAC-CLAD
DRAWING SCALE
24x36: 3/4:1
11x17: 3/8:1



17 HVAC JAMB DETAIL PAC-CLAD
DRAWING SCALE
24x36: 3/4:1
11x17: 3/8:1

NOTE:
FASTENERS SHOWN FOR LOCATION
REFERENCE ONLY. FASTENER TYPE, SIZE
AND SPACING ARE TO BE DETERMINED
BY THE PROFESSIONAL ENGINEER.

NOTE:
ALL DIMENSIONS TO BE FIELD
VERIFIED PRIOR TO FABRICATION

GLAZING CONTRACTOR

999 STREET, ST
CITY, STATE 99999
PH: 999.999.9999



www.MPDRAFTING.com

P: 248.522.7096
F: 248.522.7030

ARCHITECT:

KAAS WILSON ARCHITECTS

1301 AMERICAN BLVD E. SUITE 100
BLOOMINGTON, MN 55425
P: 612.879.6000
F: 612.879.6666

ARCHITECT NOTE:
ALL NOTES REQUESTING VERIFICATION,
CONFIRMATION, OR INFORMATION THAT ARE
NOT ANSWERED ARE ASSUMED TO BE
CORRECT AS SHOWN ON THESE DRAWINGS.

STAMPS/ SUBMITTALS:

REVISION	DATE
0	03.13.24
1	03.22.24
2	04.02.24
-	-
-	-

PROJECT NUMBER:

24-015

PROJECT NAME:

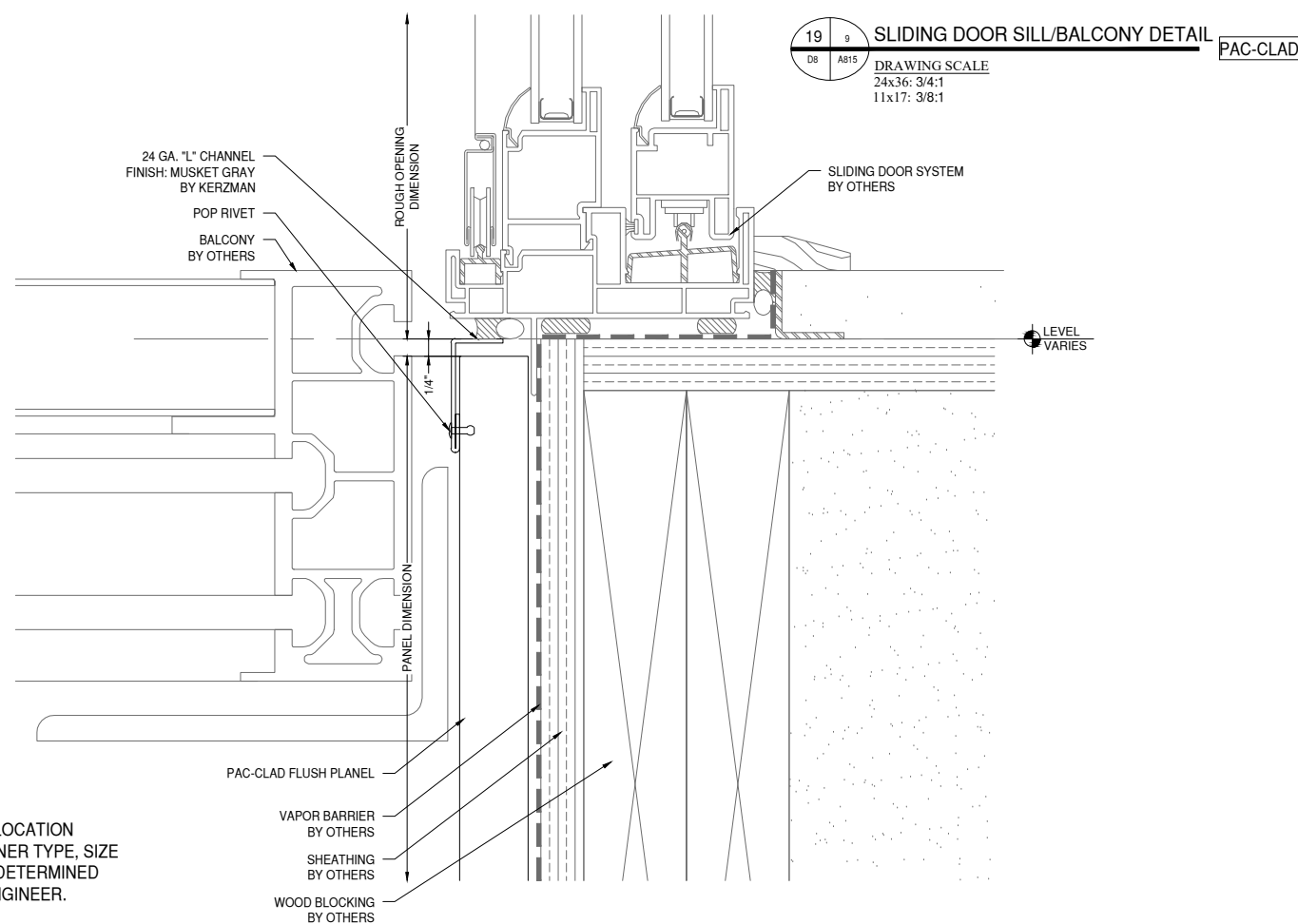
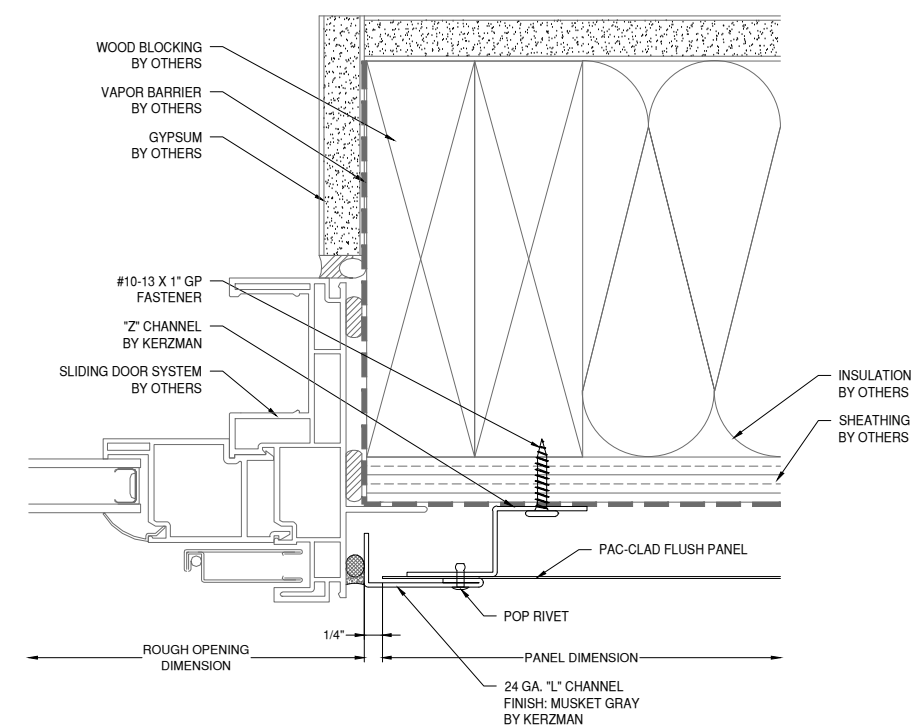
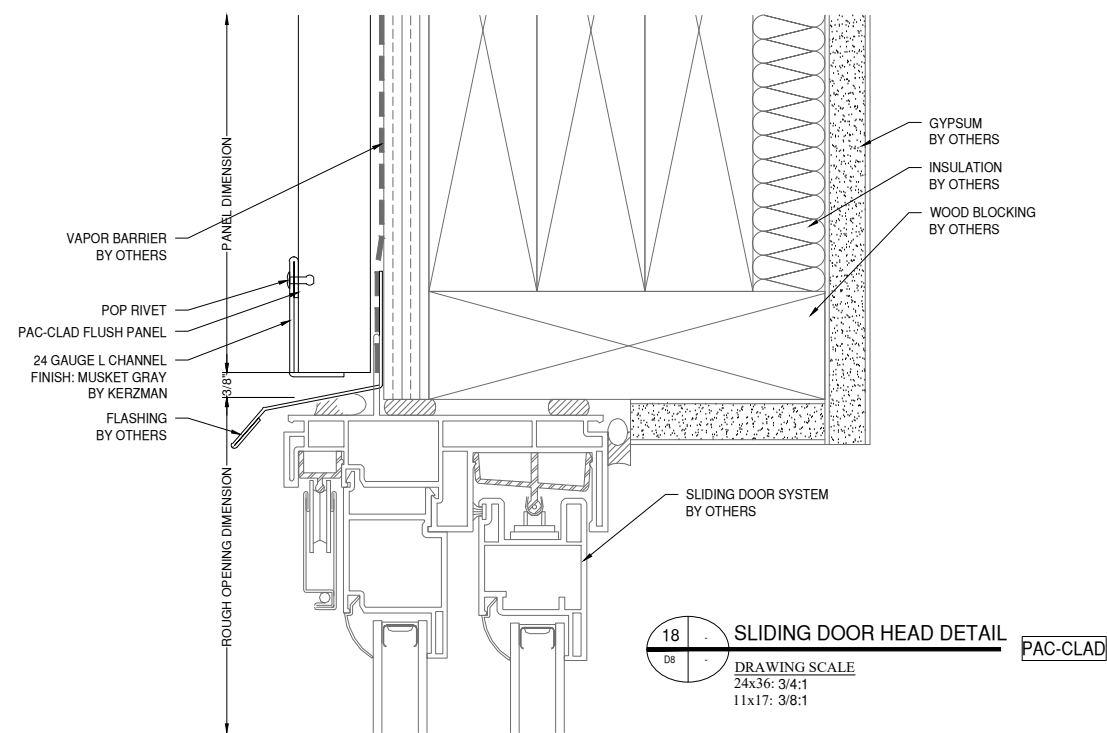
THE BROOKS APTS

SHEET DESCRIPTION:

DETAILS

SHEET:

D8



NOTE:
FASTENERS SHOWN FOR LOCATION
REFERENCE ONLY. FASTENER TYPE, SIZE
AND SPACING ARE TO BE DETERMINED
BY THE PROFESSIONAL ENGINEER.

NOTE:
ALL DIMENSIONS TO BE FIELD
VERIFIED PRIOR TO FABRICATION

GLAZING CONTRACTOR

999 STREET, ST
CITY, STATE 99999
PH: 999.999.9999



www.MPDRAFTING.com
P: 248.522.7096
F: 248.522.7030

ARCHITECT:

KAAS WILSON ARCHITECTS
1301 AMERICAN BLVD E. SUITE 100
BLOOMINGTON, MN 55425
P: 612.879.6000
F: 612.879.6666

ARCHITECT NOTE:
ALL NOTES REQUESTING VERIFICATION,
CONFIRMATION, OR INFORMATION THAT ARE
NOT ANSWERED ARE ASSUMED TO BE
CORRECT AS SHOWN ON THESE DRAWINGS.

STAMPS/ SUBMITTALS:

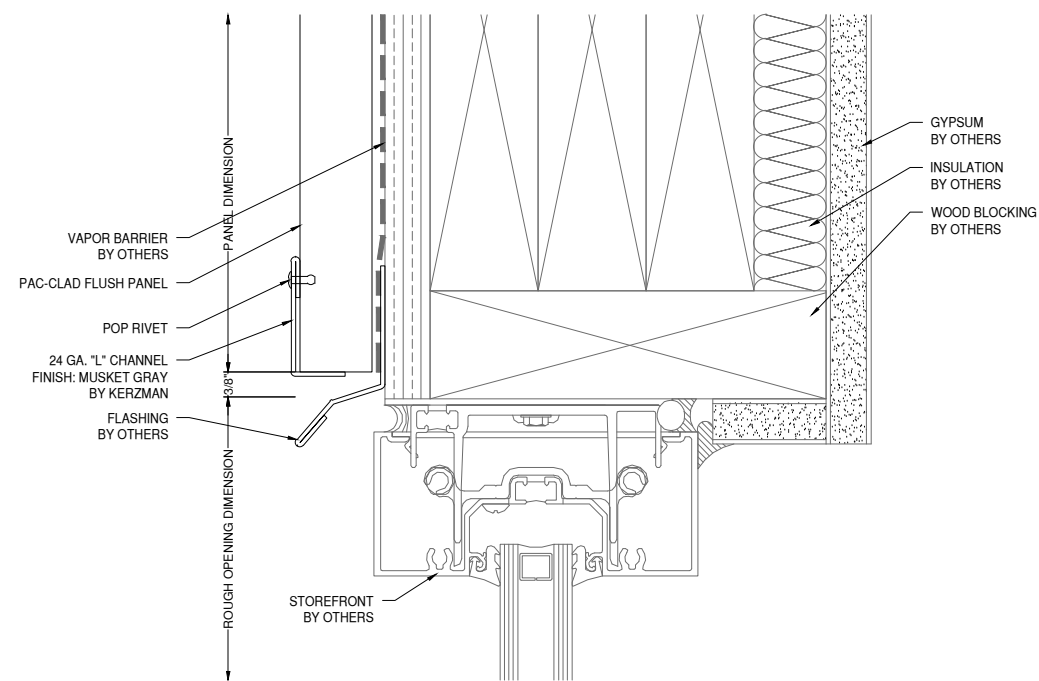
REVISION	DATE
0	03.13.24
1	03.22.24
2	04.02.24
-	-
-	-

PROJECT NUMBER:
24-015

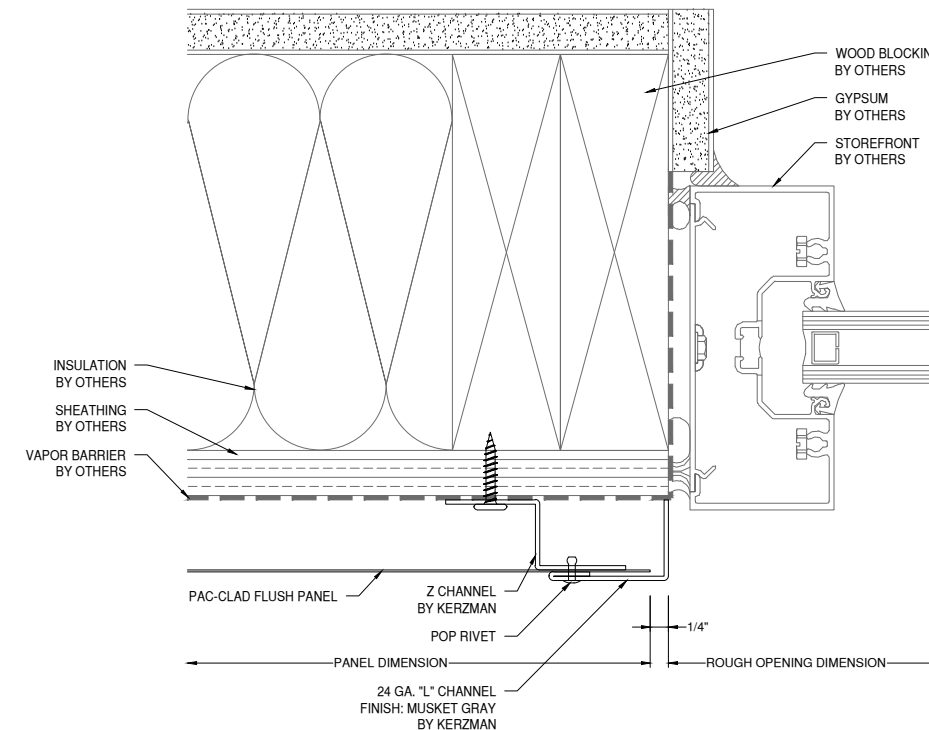
PROJECT NAME:
THE BROOKS APTS

SHEET DESCRIPTION:
DETAILS

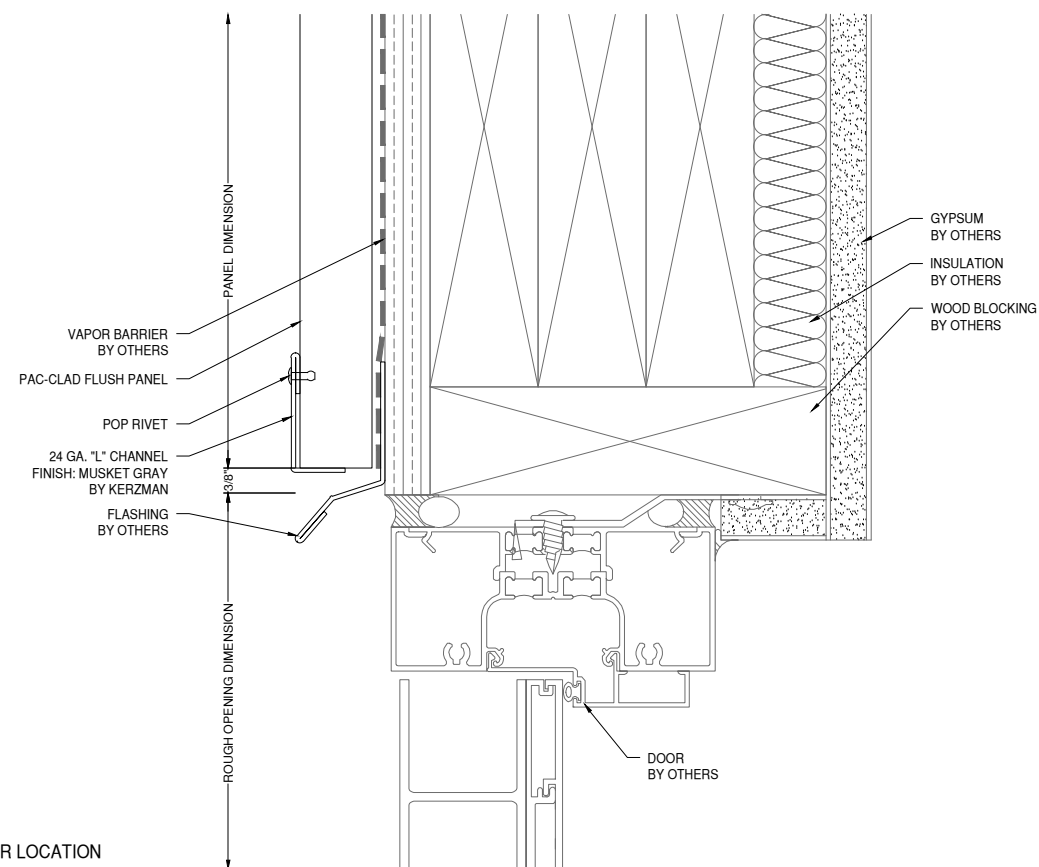
SHEET:
D9



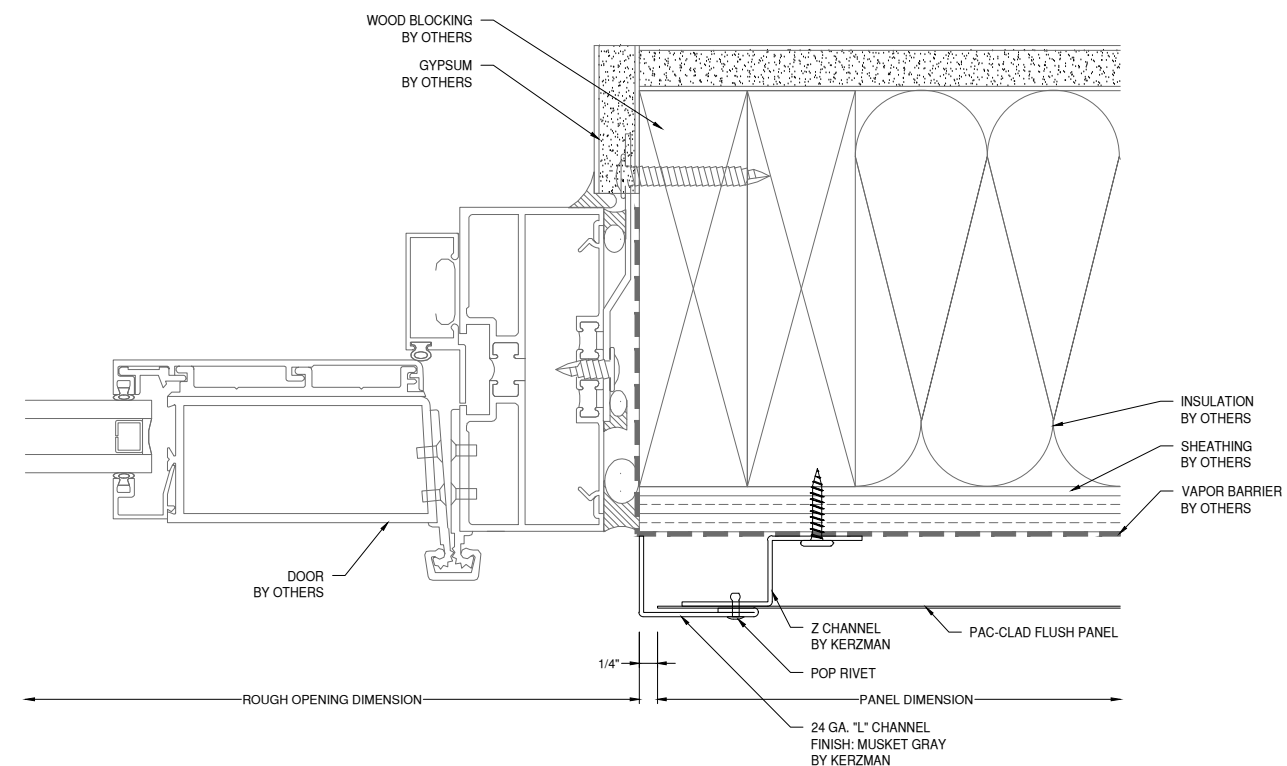
21 STOREFRONT HEAD DETAIL PAC-CLAD
D9 AS31 DRAWING SCALE
24x36: 3/4:1
11x17: 3/8:1



22 STOREFRONT JAMB DETAIL PAC-CLAD
D9 AS31 DRAWING SCALE
24x36: 3/4:1
11x17: 3/8:1



23 DOOR HEAD DETAIL PAC-CLAD
D9 AS31 DRAWING SCALE
24x36: 3/4:1
11x17: 3/8:1



24 DOOR JAMB DETAIL PAC-CLAD
D9 AS31 DRAWING SCALE
24x36: 3/4:1
11x17: 3/8:1

NOTE:
FASTENERS SHOWN FOR LOCATION
REFERENCE ONLY. FASTENER TYPE, SIZE
AND SPACING ARE TO BE DETERMINED
BY THE PROFESSIONAL ENGINEER.

NOTE:
ALL DIMENSIONS TO BE FIELD
VERIFIED PRIOR TO FABRICATION

GLAZING CONTRACTOR

999 STREET, ST
CITY, STATE 99999
PH: 999.999.9999

MP drafting
& design

www.MPDRAFTING.com
P: 248.522.7096
F: 248.522.7030

ARCHITECT:

KAAS WILSON ARCHITECTS
1301 AMERICAN BLVD E. SUITE 100
BLOOMINGTON, MN 55425
P: 612.879.6000
F: 612.879.6666

ARCHITECT NOTE:
ALL NOTES REQUESTING VERIFICATION,
CONFIRMATION, OR INFORMATION THAT ARE
NOT ANSWERED ARE ASSUMED TO BE
CORRECT AS SHOWN ON THESE DRAWINGS.

STAMPS/ SUBMITTALS:

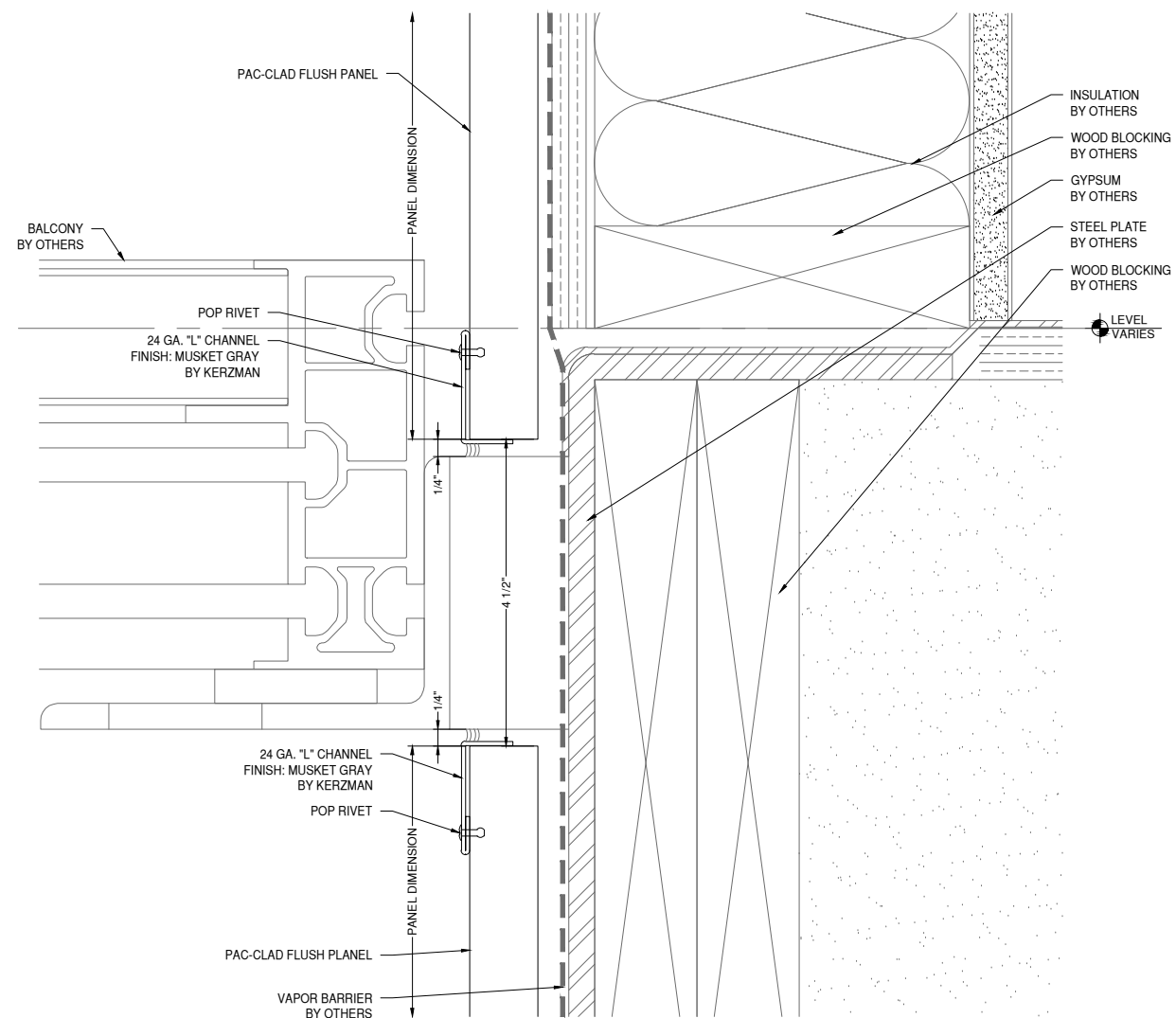
REVISION	DATE
0	03.13.24
1	03.22.24
2	04.02.24
-	-
-	-

PROJECT NUMBER:
24-015

PROJECT NAME:
THE BROOKS APTS

SHEET DESCRIPTION:
DETAILS

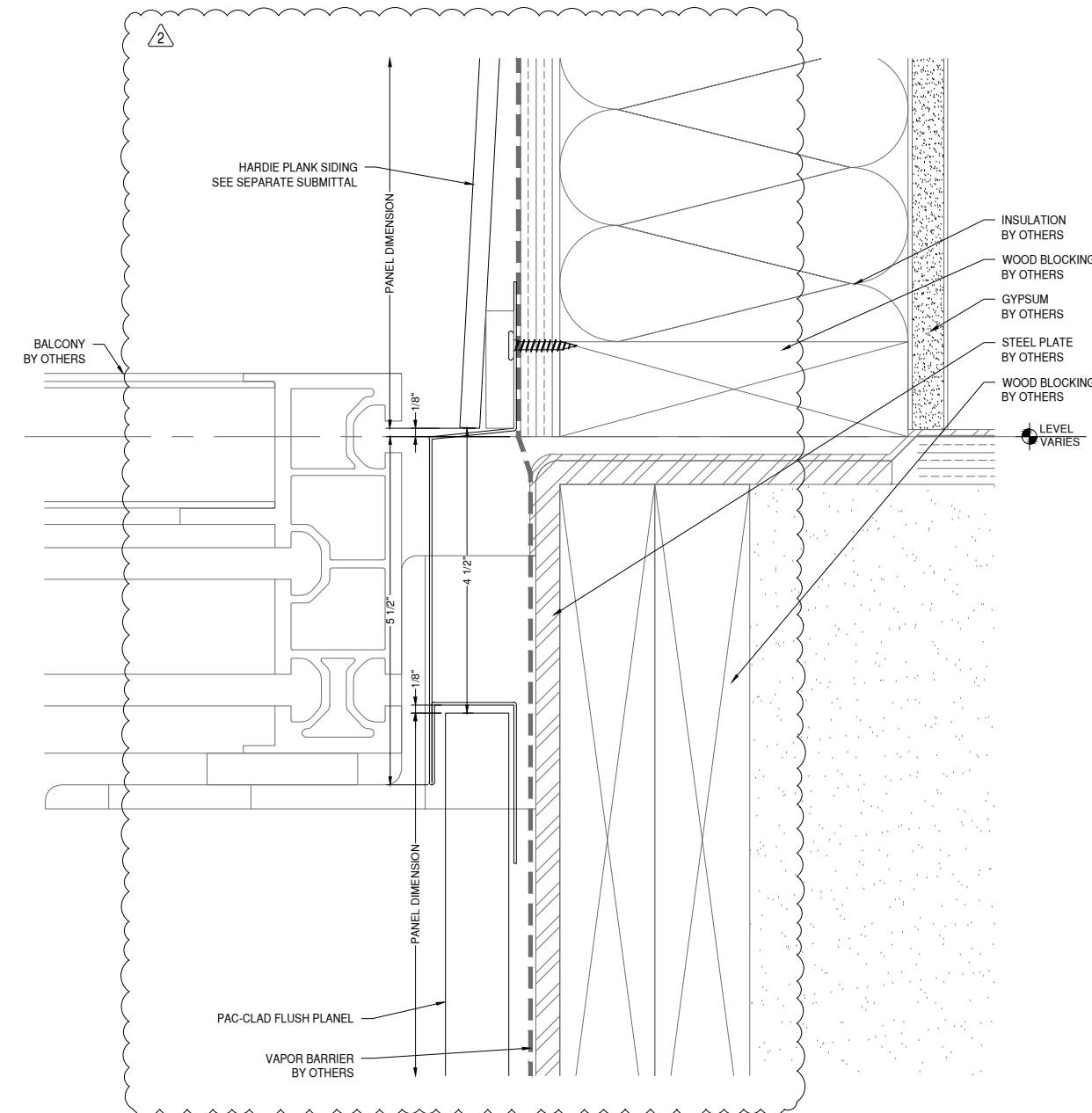
SHEET:
D10



25 BALCONY DETAIL
D10 AB15 PAC-CLAD
DRAWING SCALE
24x36: 3/4:1
11x17: 3/8:1

NOTE:
FASTENERS SHOWN FOR LOCATION
REFERENCE ONLY. FASTENER TYPE, SIZE
AND SPACING ARE TO BE DETERMINED
BY THE PROFESSIONAL ENGINEER.

NOTE:
ALL DIMENSIONS TO BE FIELD
VERIFIED PRIOR TO FABRICATION



26 BALCONY DETAIL
D10 AB15 PAC-CLAD
DRAWING SCALE
24x36: 3/4:1
11x17: 3/8:1

GLAZING CONTRACTOR

999 STREET, ST
CITY, STATE 99999
PH: 999.999.9999

MP drafting
& design

www.MPDRAFTING.com

P: 248.522.7096
F: 248.522.7030

ARCHITECT:

KAAS WILSON ARCHITECTS

1301 AMERICAN BLVD E. SUITE 100
BLOOMINGTON, MN 55425
P: 612.879.6000
F: 612.879.6666

ARCHITECT NOTE:
ALL NOTES REQUESTING VERIFICATION,
CONFIRMATION, OR INFORMATION THAT ARE
NOT ANSWERED ARE ASSUMED TO BE
CORRECT AS SHOWN ON THESE DRAWINGS.

STAMPS/ SUBMITTALS:

REVISION	DATE
0	03.13.24
1	03.22.24
2	04.02.24
-	-
-	-

PROJECT NUMBER:

24-015

PROJECT NAME:

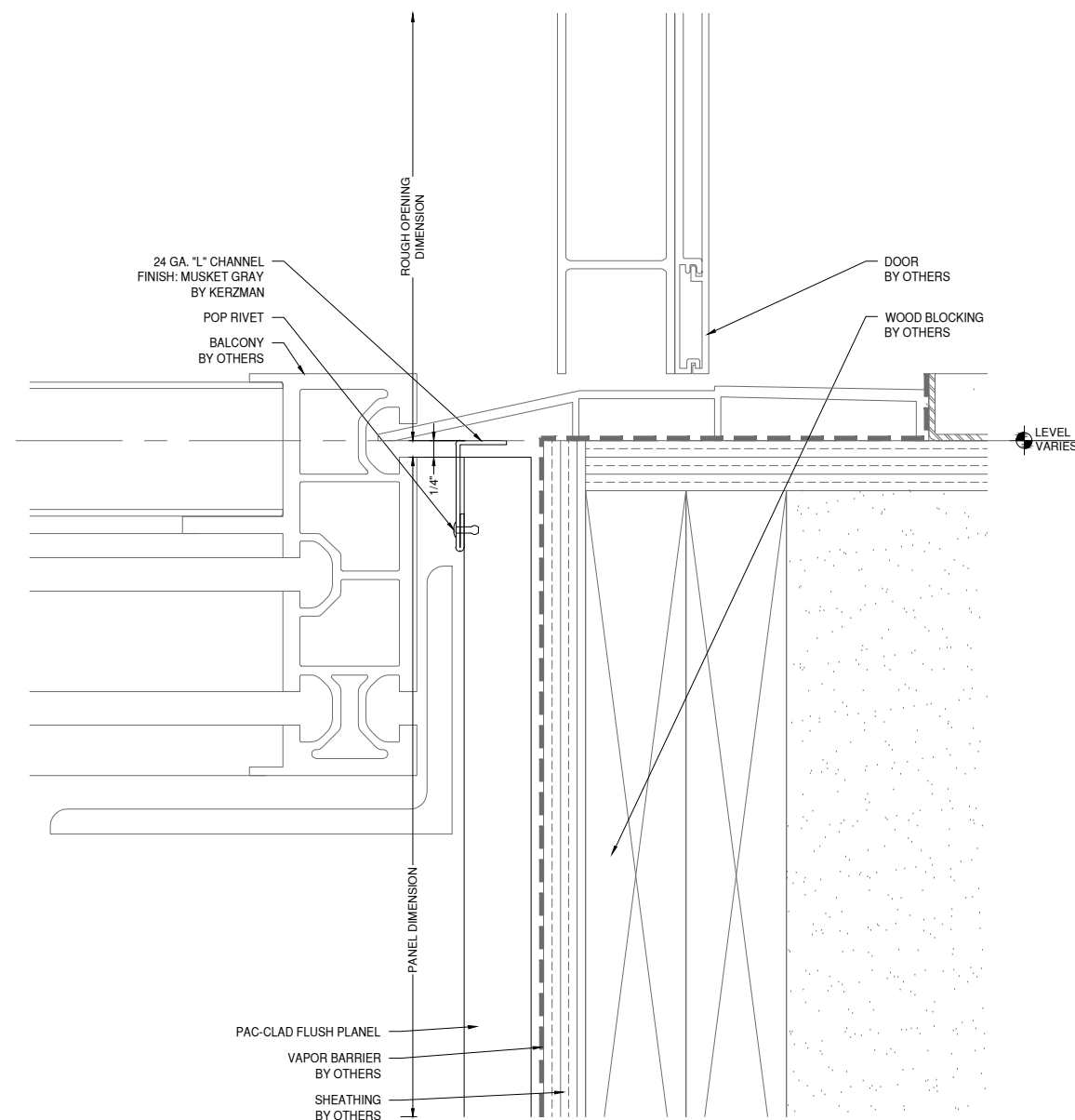
THE BROOKS APTS

SHEET DESCRIPTION:

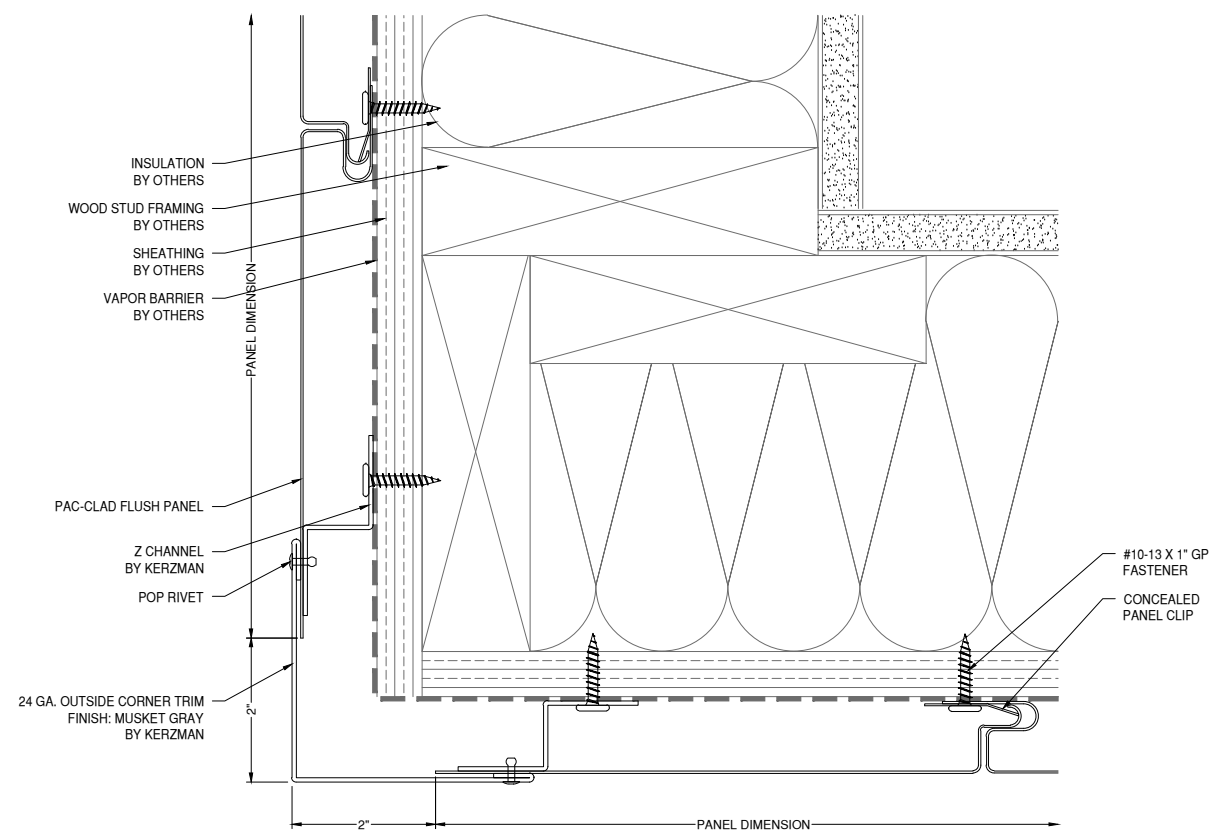
DETAILS

SHEET:

D11



27 SIM. 12 **BALCONY DETAIL** PAC-CLAD
DRAWING SCALE
24x36: 3/4:1
11x17: 3/8:1



28 12 **OUTSIDE CORNER DETAIL** PAC-CLAD
DRAWING SCALE
24x36: 3/4:1
11x17: 3/8:1

NOTE:
FASTENERS SHOWN FOR LOCATION
REFERENCE ONLY. FASTENER TYPE, SIZE
AND SPACING ARE TO BE DETERMINED
BY THE PROFESSIONAL ENGINEER.

NOTE:
ALL DIMENSIONS TO BE FIELD
VERIFIED PRIOR TO FABRICATION

GLAZING CONTRACTOR

999 STREET, ST
CITY, STATE 99999
PH: 999.999.9999

MP drafting
& design

www.MPDRAFTING.com
P: 248.522.7096
F: 248.522.7030

ARCHITECT:

KAAS WILSON ARCHITECTS
1301 AMERICAN BLVD E. SUITE 100
BLOOMINGTON, MN 55425
P: 612.879.6000
F: 612.879.6666

ARCHITECT NOTE:
ALL NOTES REQUESTING VERIFICATION,
CONFIRMATION, OR INFORMATION THAT ARE
NOT ANSWERED ARE ASSUMED TO BE
CORRECT AS SHOWN ON THESE DRAWINGS.

STAMPS/ SUBMITTALS:

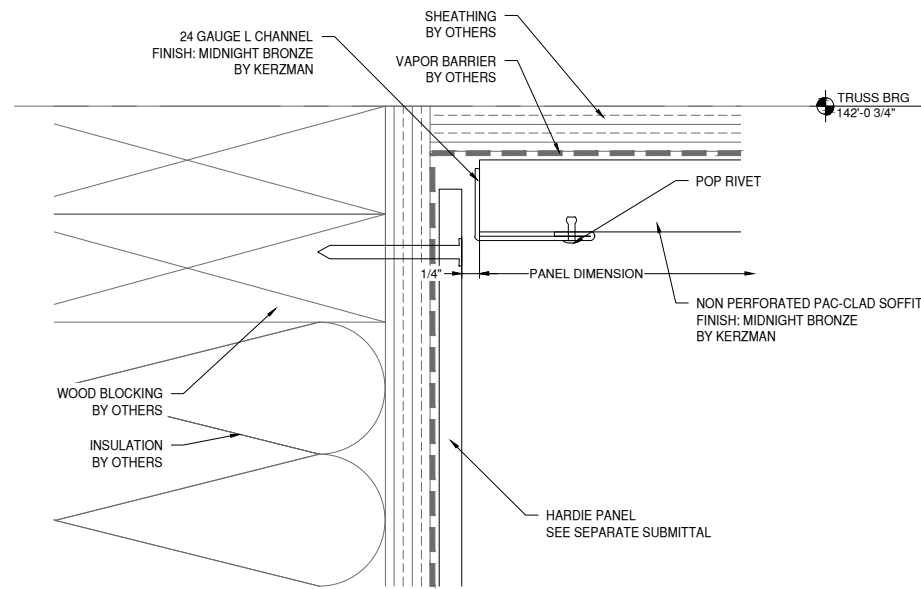
REVISION	DATE
0	03.13.24
1	03.22.24
2	04.02.24
-	-
-	-

PROJECT NUMBER:
24-015

PROJECT NAME:
THE BROOKS APTS

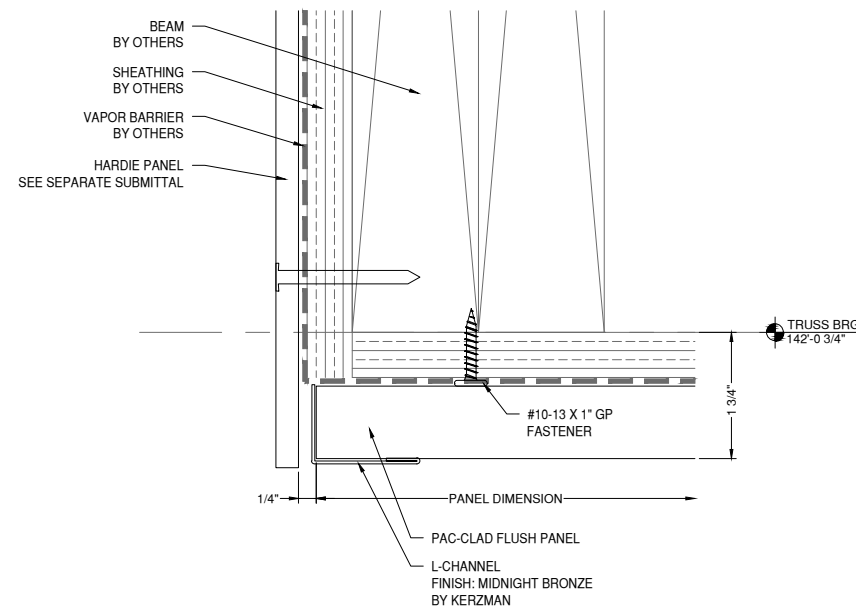
SHEET DESCRIPTION:
DETAILS

SHEET:
D12



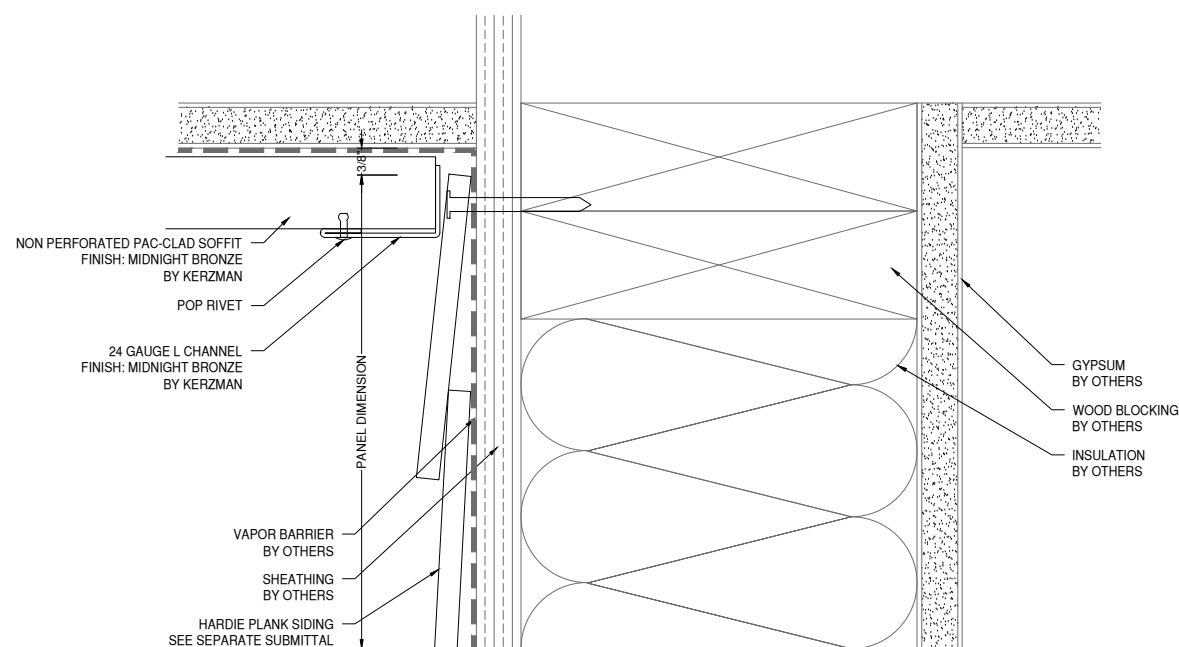
29 HEAD DETAIL
DRAWING SCALE
24x36: 3/4:1
11x17: 3/8:1

HARDIE
PANEL
PAC-CLAD



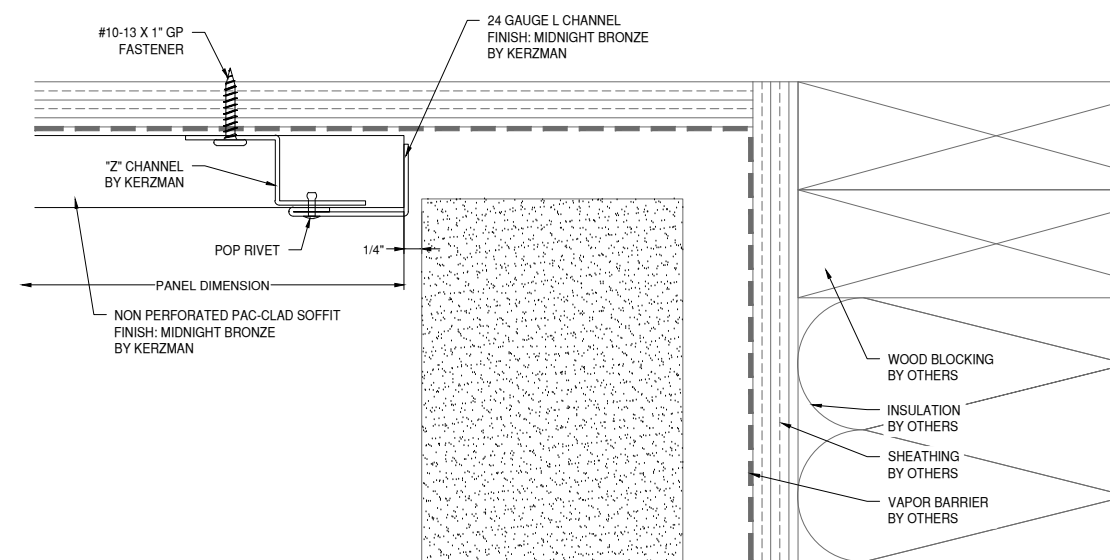
30 SOFFIT DETAIL
DRAWING SCALE
24x36: 3/4:1
11x17: 3/8:1

HARDIE
PANEL
PAC-CLAD



31 HEAD DETAIL
DRAWING SCALE
24x36: 3/4:1
11x17: 3/8:1

HARDIE
PANEL
PAC-CLAD



32 SOFFIT DETAIL
DRAWING SCALE
24x36: 3/4:1
11x17: 3/8:1

PAC-CLAD

NOTE:
FASTENERS SHOWN FOR LOCATION
REFERENCE ONLY. FASTENER TYPE, SIZE
AND SPACING ARE TO BE DETERMINED
BY THE PROFESSIONAL ENGINEER.

NOTE:
ALL DIMENSIONS TO BE FIELD
VERIFIED PRIOR TO FABRICATION

GLAZING CONTRACTOR

999 STREET, ST
CITY, STATE 99999
PH: 999.999.9999



www.MPDRAFTING.com

P: 248.522.7096
F: 248.522.7030

ARCHITECT:

KAAS WILSON ARCHITECTS

1301 AMERICAN BLVD E. SUITE 100
BLOOMINGTON, MN 55425
P: 612.879.6000
F: 612.879.6666

ARCHITECT NOTE:
ALL NOTES REQUESTING VERIFICATION,
CONFIRMATION, OR INFORMATION THAT ARE
NOT ANSWERED ARE ASSUMED TO BE
CORRECT AS SHOWN ON THESE DRAWINGS.

STAMPS/ SUBMITTALS:

REVISION	DATE
0	03.13.24
1	03.22.24
2	04.02.24
-	-
-	-

PROJECT NUMBER:

24-015

PROJECT NAME:

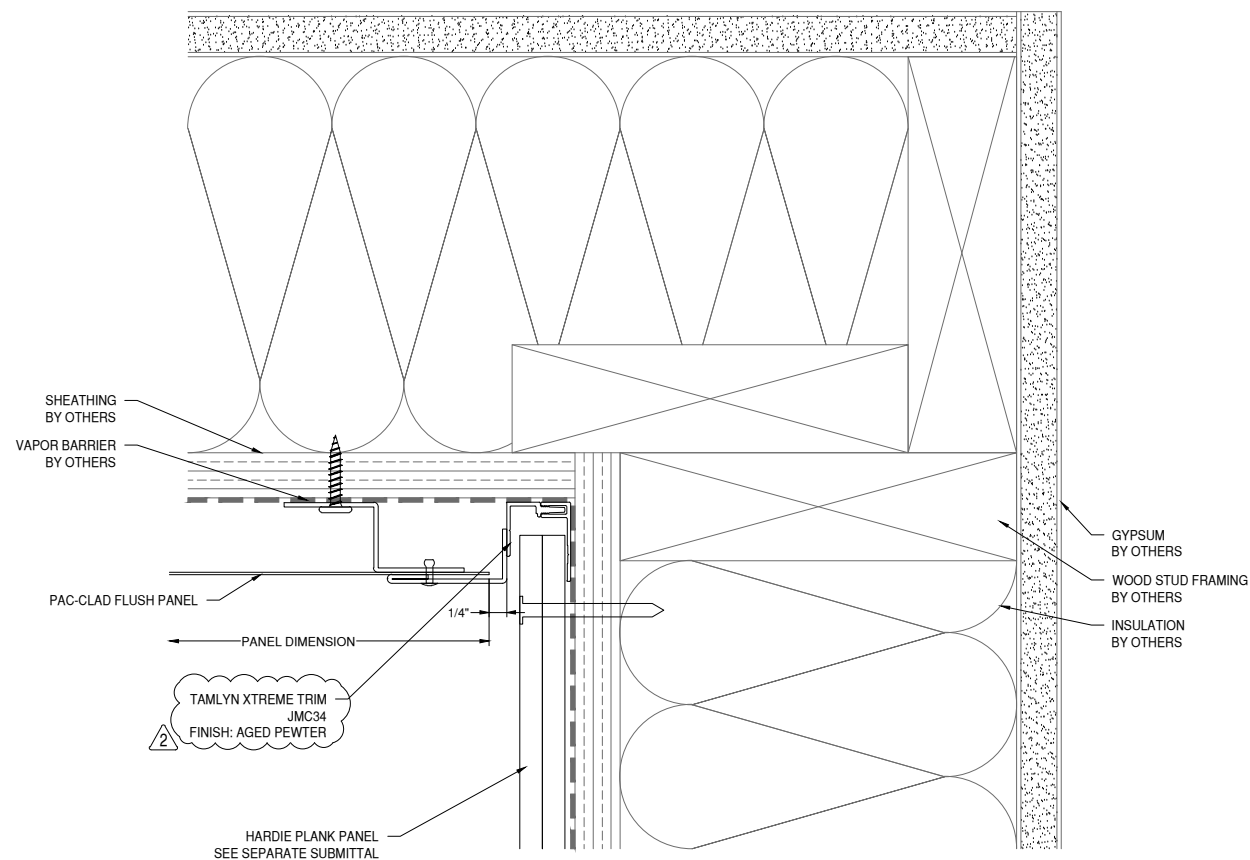
THE BROOKS APTS

SHEET DESCRIPTION:

DETAILS

SHEET:

D13



33
D13

INSIDE CORNER DETAIL

DRAWING SCALE
24x36: 3/4:1
11x17: 3/8:1

PAC-CLAD
HARDIE
PLANK

NOTE:
FASTENERS SHOWN FOR LOCATION
REFERENCE ONLY. FASTENER TYPE, SIZE
AND SPACING ARE TO BE DETERMINED
BY THE PROFESSIONAL ENGINEER.

NOTE:
ALL DIMENSIONS TO BE FIELD
VERIFIED PRIOR TO FABRICATION

GLAZING CONTRACTOR

999 STREET, ST
CITY, STATE 99999

PH: 999.999.9999



www.MPDRAFTING.com

P: 248.522.7096

F: 248.522.7030

ARCHITECT:

KAAS WILSON ARCHITECTS

1301 AMERICAN BLVD E. SUITE 100
BLOOMINGTON, MN 55425

P: 612.879.6000

F: 612.879.6666

ARCHITECT NOTE:
ALL NOTES REQUESTING VERIFICATION,
CONFIRMATION, OR INFORMATION THAT ARE
NOT ANSWERED ARE ASSUMED TO BE
CORRECT AS SHOWN ON THESE DRAWINGS.

STAMPS/ SUBMITTALS:

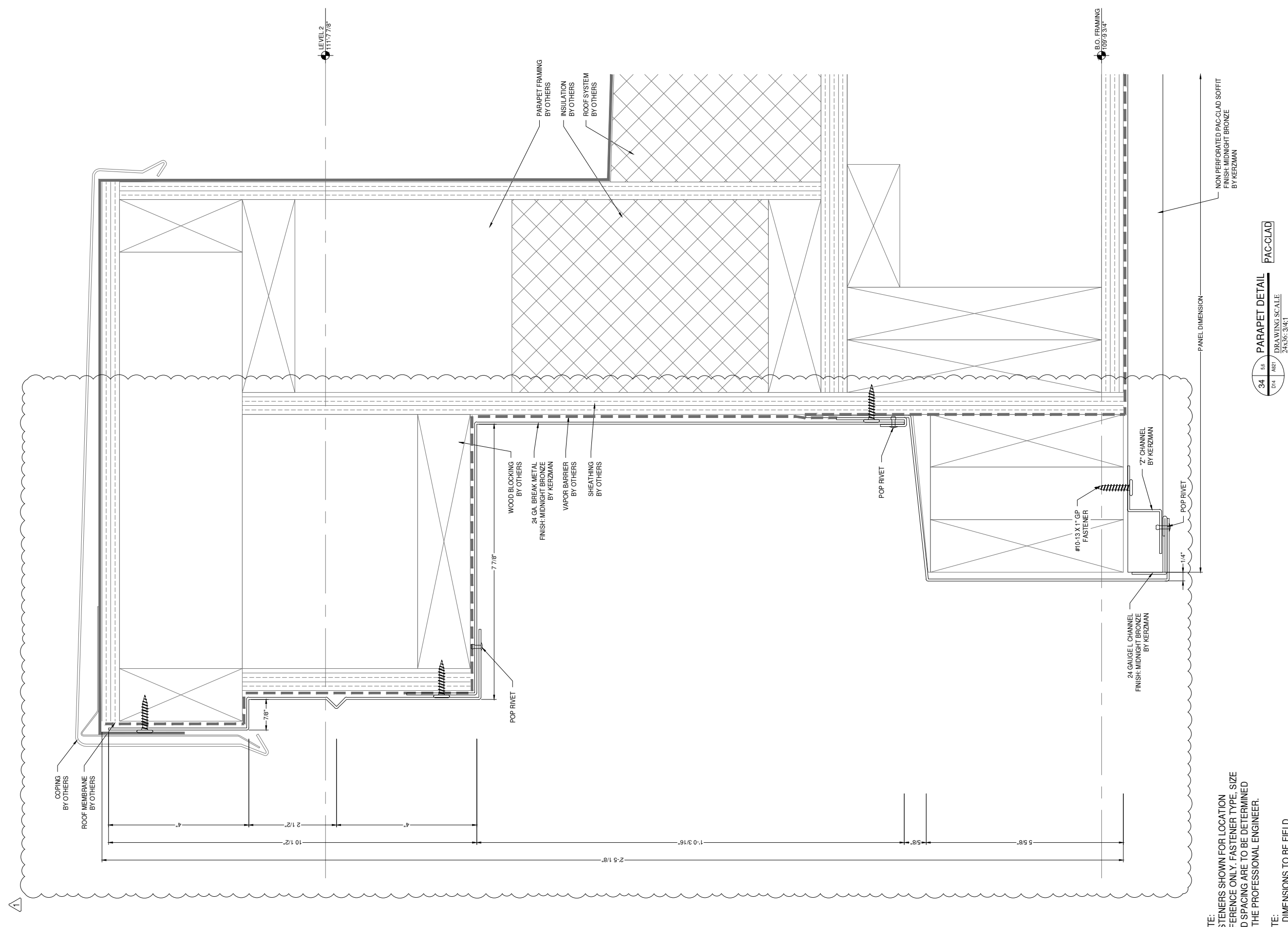
REVISION	DATE
0	03.13.24
1	03.22.24
2	04.02.24
.	.
.	.

PROJECT NUMBER:
24-015

PROJECT NAME:
THE BROOKS APTS

SHEET DESCRIPTION:
DETAILS

SHEET:
D14



NOTE:
FASTENERS SHOWN FOR LOCATION
REFERENCE ONLY. FASTENER TYPE, SIZE
AND SPACING ARE TO BE DETERMINED
BY THE PROFESSIONAL ENGINEER.

NOTE:
ALL DIMENSIONS TO BE FIELD
VERIFIED PRIOR TO FABRICATION

34 5/8
DIR
#10-13 X 1/4\"/>

PARAPET DETAIL
DRAWING SCALE
24x36: 3/4\"/>

11x17: 3/8\"/>

PAC-CLAD

NON PERFORATED PAC-CLAD SOFFIT
FINISH: MIDNIGHT BRONZE
BY KERZMAN

PANEL DIMENSION

B.O. FRAMING
09'-9 3/4\"/>

LEVEL 2
11'-7 7/8\"/>

4

GLAZING CONTRACTOR

999 STREET, ST
CITY, STATE 99999
PH: 999.999.9999

MP drafting
& design

www.MPDRAFTING.com
P: 248.522.7096
F: 248.522.7030

ARCHITECT:

KAAS WILSON ARCHITECTS
1301 AMERICAN BLVD E. SUITE 100
BLOOMINGTON, MN 55425
P: 612.879.6000
F: 612.879.6666

ARCHITECT NOTE:
ALL NOTES REQUESTING VERIFICATION,
CONFIRMATION, OR INFORMATION THAT ARE
NOT ANSWERED ARE ASSUMED TO BE
CORRECT AS SHOWN ON THESE DRAWINGS.

STAMPS/ SUBMITTALS:

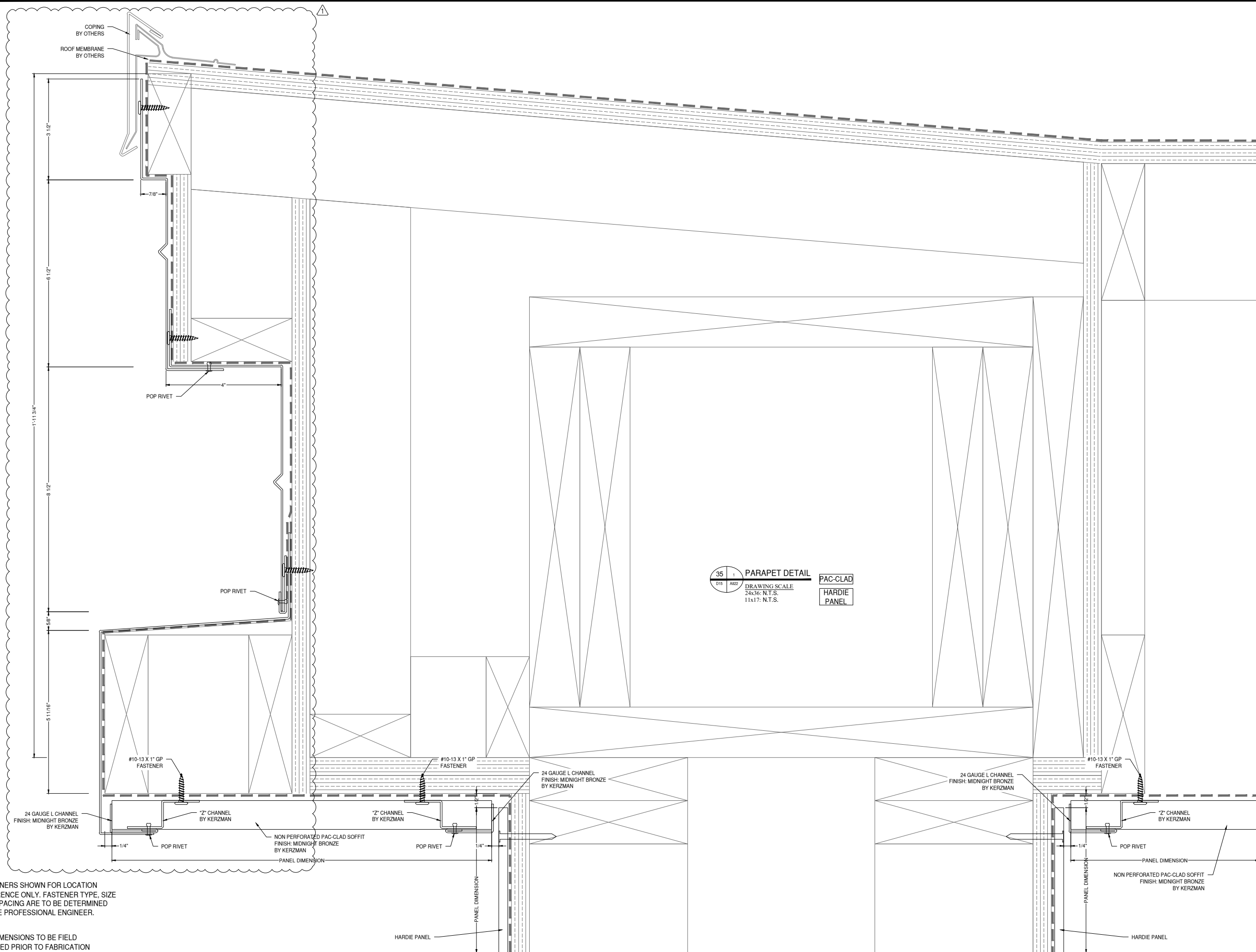
REVISION	DATE
0	03.13.24
1	03.22.24
2	04.02.24
-	-
-	-

PROJECT NUMBER:
24-015

PROJECT NAME:
THE BROOKS APTS

SHEET DESCRIPTION:
DETAILS

SHEET:
D15



35
D15 AB22
PARAPET DETAIL
DRAWING SCALE
24x36: N.T.S.
11x17: N.T.S.
PAC-CLAD
HARDIE
PANEL

NOTE:
FASTENERS SHOWN FOR LOCATION
REFERENCE ONLY. FASTENER TYPE, SIZE
AND SPACING ARE TO BE DETERMINED
BY THE PROFESSIONAL ENGINEER.

NOTE:
ALL DIMENSIONS TO BE FIELD
VERIFIED PRIOR TO FABRICATION

GLAZING CONTRACTOR

999 STREET, ST
CITY, STATE 99999
PH: 999.999.9999

MP drafting
& design

www.MPDRAFTING.com

P: 248.522.7096
F: 248.522.7030

ARCHITECT:

KAAS WILSON ARCHITECTS

1301 AMERICAN BLVD E. SUITE 100
BLOOMINGTON, MN 55425
P: 612.879.6000
F: 612.879.6666

ARCHITECT NOTE:
ALL NOTES REQUESTING VERIFICATION,
CONFIRMATION, OR INFORMATION THAT ARE
NOT ANSWERED ARE ASSUMED TO BE
CORRECT AS SHOWN ON THESE DRAWINGS.

STAMPS/ SUBMITTALS:

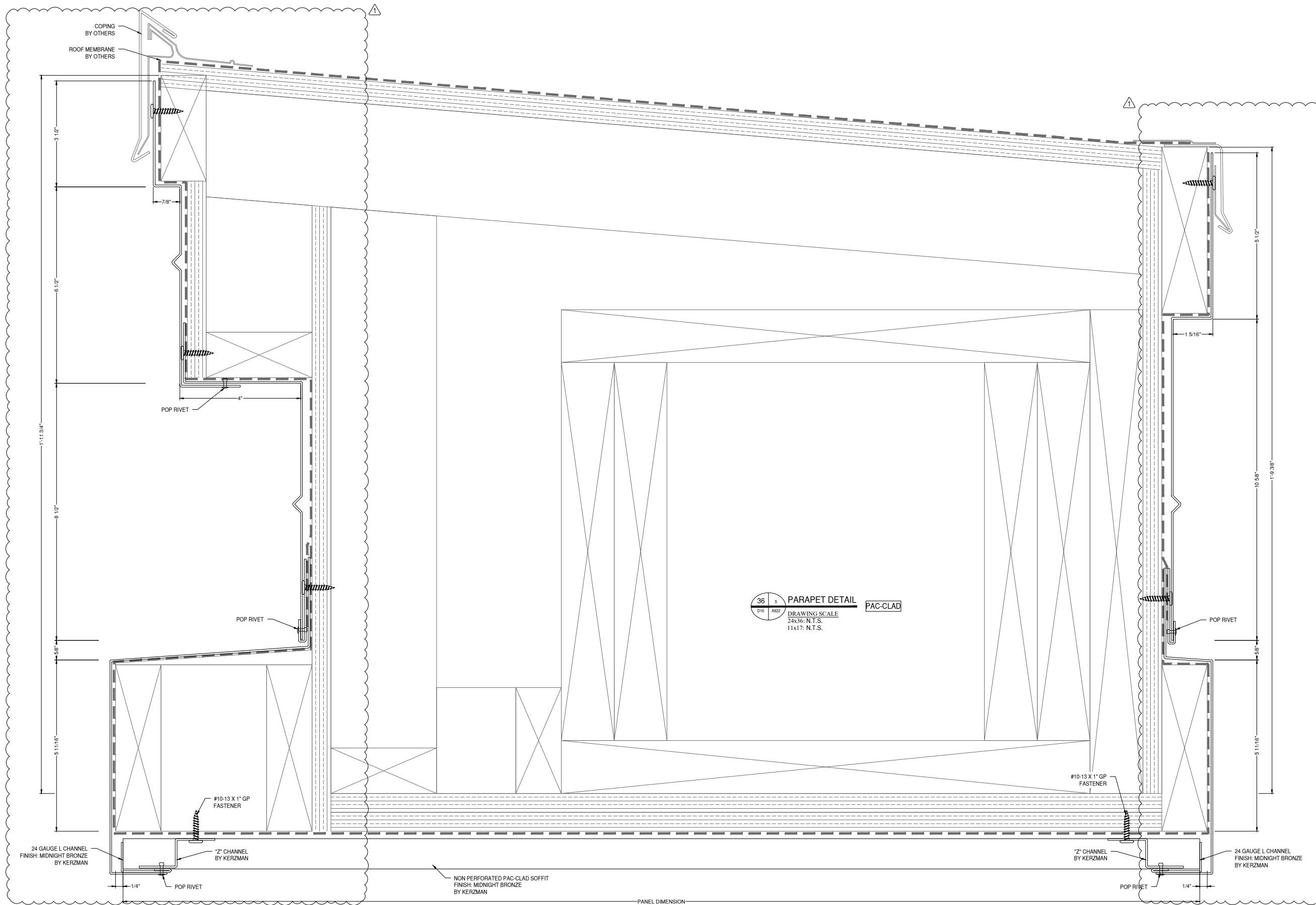
REVISION	DATE
0	03.13.24
1	03.22.24
2	04.02.24
-	-
-	-

PROJECT NUMBER:
24-015

PROJECT NAME:
THE BROOKS APTS

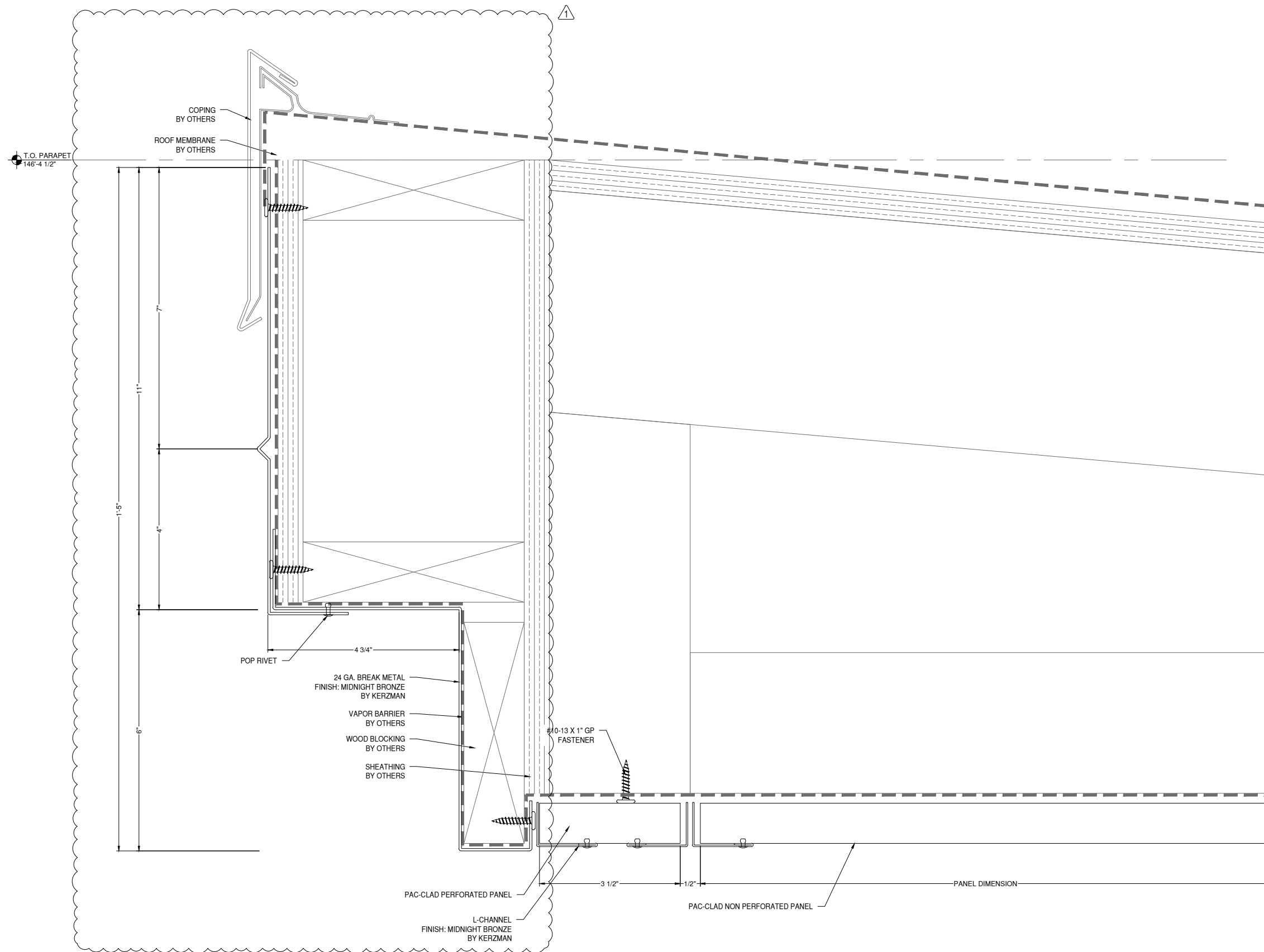
SHEET DESCRIPTION:
DETAILS

SHEET:
D16



NOTE:
FASTENERS SHOWN FOR LOCATION
REFERENCE ONLY. FASTENER TYPE, SIZE
AND SPACING ARE TO BE DETERMINED
BY THE PROFESSIONAL ENGINEER.

NOTE:
ALL DIMENSIONS TO BE FIELD
VERIFIED PRIOR TO FABRICATION



GLAZING CONTRACTOR

999 STREET, ST
CITY, STATE 99999
PH: 999.999.9999



www.MPDRAFTING.com
P: 248.522.7096
F: 248.522.7030

ARCHITECT:

KAAS WILSON ARCHITECTS
1301 AMERICAN BLVD E. SUITE 100
BLOOMINGTON, MN 55425
P: 612.879.6000
F: 612.879.6666

ARCHITECT NOTE:
ALL NOTES REQUESTING VERIFICATION,
CONFIRMATION, OR INFORMATION THAT ARE
NOT ANSWERED ARE ASSUMED TO BE
CORRECT AS SHOWN ON THESE DRAWINGS.

STAMPS/ SUBMITTALS:

REVISION	DATE
0	03.13.24
1	03.22.24
2	04.02.24
-	-
-	-

PROJECT NUMBER:
24-015

PROJECT NAME:
THE BROOKS APTS

SHEET DESCRIPTION:
DETAILS

SHEET:
D17

37 5.6 PARAPET DETAIL PAC-CLAD
D17 AR21 DRAWING SCALE
24x36: 3/4:1
11x17: 3/8:1