




MP drafting & design level of service comparison chart

			
Service level	Quick draw	Standard drawings	Special projects group
	Fast turnaround drawings for smaller fast track projects that don't require as much detail as other jobs.	Small to large stick built glazing systems, canopies, railings, metal panel shops. Comprehensive elevations and details included with all drawings.	SPG will create shops for your complicated, unique, high end projects. We work with all systems, including unitized high rise applications. We also draft one off custom glazing applications.
Included	1-2 week +/- lead time	2-4 week +/- lead time	4 week +/- lead time
Cover Sheet	✓	✓	✓
Floor Plan	✓	✓	✓
Elevations	✓	✓	✓
Sections (as needed)		✓	✓
Standard Details (no surrounding conditions)	✓		
Expanded Details (full surrounding conditions)		✓	✓
Custom Details (as needed)			✓
Engineering options		✓	✓
Unitized options			✓
BIM options		✓	✓